

(19) World Intellectual Property Organization  
International Bureau



(43) International Publication Date  
15 June 2006 (15.06.2006)

PCT

(10) International Publication Number  
**WO 2006/061193 A1**

(51) International Patent Classification:

**C07D 213/82** (2006.01)    **C07D 241/24** (2006.01)  
**C07D 213/64** (2006.01)    **C07D 233/32** (2006.01)  
**C07D 213/74** (2006.01)    **C07D 263/20** (2006.01)  
**C07D 213/80** (2006.01)

(21) International Application Number:

PCT/EP2005/013070

(22) International Filing Date:

5 December 2005 (05.12.2005)

(25) Filing Language:

English

(26) Publication Language:

English

(30) Priority Data:

0426828.0                      7 December 2004 (07.12.2004)    GB  
0519089.7                      19 September 2005 (19.09.2005)    GB

(71) Applicant (for all designated States except US): **GLAXO GROUP LIMITED** [GB/GB]; Glaxo Wellcome House, Berkeley Avenue, Greenford Middlesex UB6 0NN (GB).

(72) Inventor; and

(75) Inventor/Applicant (for US only): **WILSON, David, Matthew** [GB/GB]; GlaxoSmithKline, New Frontiers Science Park South, Third Avenue, Harlow Essex CM19 5AW (GB).

(74) Agent: **GODDARD, Carolyn, Janice**; GlaxoSmithKline, Corporate Intellectual Property (CN925.1), 980 Great West Road, Brentford Middlesex TW8 9GS (GB).

(81) Designated States (unless otherwise indicated, for every kind of national protection available): AE, AG, AL, AM,

AT, AU, AZ, BA, BB, BG, BR, BW, BY, BZ, CA, CH, CN, CO, CR, CU, CZ, DE, DK, DM, DZ, EC, EE, EG, ES, FI, GB, GD, GE, GH, GM, HR, HU, ID, IL, IN, IS, JP, KE, KG, KM, KN, KP, KR, KZ, LC, LK, LR, LS, LT, LU, LV, LY, MA, MD, MG, MK, MN, MW, MX, MZ, NA, NG, NI, NO, NZ, OM, PG, PH, PL, PT, RO, RU, SC, SD, SE, SG, SK, SL, SM, SY, TJ, TM, TN, TR, TT, TZ, UA, UG, US, UZ, VC, VN, YU, ZA, ZM, ZW.

(84) Designated States (unless otherwise indicated, for every kind of regional protection available): ARIPO (BW, GH, GM, KE, LS, MW, MZ, NA, SD, SL, SZ, TZ, UG, ZM, ZW), Eurasian (AM, AZ, BY, KG, KZ, MD, RU, TJ, TM), European (AT, BE, BG, CH, CY, CZ, DE, DK, EE, ES, FI, FR, GB, GR, HU, IE, IS, IT, LT, LU, LV, MC, NL, PL, PT, RO, SE, SI, SK, TR), OAPI (BF, BJ, CF, CG, CI, CM, GA, GN, GQ, GW, ML, MR, NE, SN, TD, TG).

**Declarations under Rule 4.17:**

- as to applicant's entitlement to apply for and be granted a patent (Rule 4.17(ii))
- as to the applicant's entitlement to claim the priority of the earlier application (Rule 4.17(iii))
- of inventorship (Rule 4.17(iv))

**Published:**

- with international search report
- before the expiration of the time limit for amending the claims and to be republished in the event of receipt of amendments

For two-letter codes and other abbreviations, refer to the "Guidance Notes on Codes and Abbreviations" appearing at the beginning of each regular issue of the PCT Gazette.

(54) Title: INDENYL DERIVATIVES AND USE THEREOF FOR THE TREATMENT OF NEUROLOGICAL DISORDERS

(57) Abstract: The present invention relates to novel indenyl derivatives having pharmacological activity, processes for their preparation, to compositions containing them and to their use in the treatment of neurological and psychiatric disorders.



WO 2006/061193 A1

## INDENYL DERIVATIVES AND USE THEREOF FOR THE TREATMENT OF NEUROLOGICAL DISORDERS

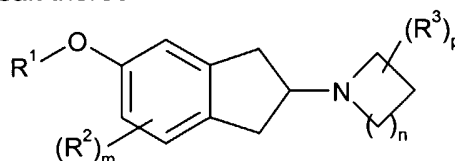
The present invention relates to novel indenyl derivatives having pharmacological activity, processes for their preparation, to compositions containing them and to their use  
5 in the treatment of neurological and psychiatric disorders.

WO2004/080968 (Eli Lilly and Company) describes a series of 6-substituted nicotinamide derivatives. The compounds are stated to be opioid receptor antagonists and are claimed to be useful in the treatment of obesity. WO01/03680 (Isis Innovation  
10 Ltd) discloses a series of compounds disclosed to be useful for inhibiting IAPP-associated amyloidosis. WO2004/052370 (7TM Pharma A/S) discloses a series of quinilone compounds that are stated to be useful in the treatment of disorders including obesity. WO02/098363 (Agouron Pharmaceuticals, Inc.) discloses a series of compounds capable of inhibiting the effect of gonadotropin-releasing hormone.  
15 GB2292558 describes a series of compounds capable of inhibiting the binding of fibrinogen to the platelet membrane. EP1188747 describes phenoxypropylamine compounds that are agonists of the 5-HT<sub>1A</sub> receptor and are stated to be of use as antidepressants. WO2004/034963, WO03/092606, WO03/024456, WO01/66114 and EP0742207 (Eisai Co. Ltd.) disclose a series of cholinesterase inhibitors for the  
20 treatment of a number of diseases including Alzheimer's disease, dementia, migraine and injuries caused by organophosphorus compounds. WO05/00131 (Cambridge Neuroscience Incorporated) describes a series of piperidine derivatives and their use in the treatment of CNS disorders. US4745110 (Rorer Pharmaceutical Corporation), US4647559 (William H. Rorer, Inc.) and WO8404247 (Rorer International (Overseas)  
25 Inc.) describe a series of bicyclic benzenoid aminoalkylene ethers and thioethers and the use of these compounds in the treatment of gastrointestinal hypersensitivity and ulcerogenic disorders. US39343149 and US3906032 (E.R. Squibb & Sons, Inc.) describe a series of compounds for use as hypocholesteremic agents and anti-inflammatory agents.

30 The histamine H3 receptor is predominantly expressed in the mammalian central nervous system (CNS), with minimal expression in peripheral tissues except on some sympathetic nerves (Leurs *et al.*, (1998), Trends Pharmacol. Sci. **19**, 177-183). Activation of H3 receptors by selective agonists or histamine results in the inhibition of  
35 neurotransmitter release from a variety of different nerve populations, including histaminergic and cholinergic neurons (Schlicker *et al.*, (1994), Fundam. Clin. Pharmacol. **8**, 128-137). Additionally, *in vitro* and *in vivo* studies have shown that H3 antagonists can facilitate neurotransmitter release in brain areas such as the cerebral cortex and hippocampus, relevant to cognition (Onodera *et al.*, (1998), In: The Histamine  
40 H3 receptor, ed Leurs and Timmerman, pp255-267, Elsevier Science B.V.). Moreover, a number of reports in the literature have demonstrated the cognitive enhancing properties of H3 antagonists (e.g. thioperamide, clobenpropit, ciproxifan and GT-2331) in

rodent models including the five choice task, object recognition, elevated plus maze, acquisition of novel task and passive avoidance (Giovanni *et al.*, (1999), *Behav. Brain Res.* **104**, 147-155). These data suggest that novel H3 antagonists and/or inverse agonists such as the current series could be useful for the treatment of cognitive impairments in neurological diseases such as Alzheimer's disease and related neurodegenerative disorders.

The present invention provides, in a first aspect, a compound of formula (I) or a pharmaceutically acceptable salt thereof:



(I)

wherein:

R<sup>1</sup> represents -C<sub>3-6</sub> alkyl, -X-C<sub>3-8</sub> cycloalkyl, -X-aryl, -X-heterocyclyl, -X-heteroaryl, -X-C<sub>3-8</sub> cycloalkyl-Y-C<sub>3-8</sub> cycloalkyl, -X-C<sub>3-8</sub> cycloalkyl-Y-aryl, -X-C<sub>3-8</sub> cycloalkyl-Y-heteroaryl, -X-C<sub>3-8</sub> cycloalkyl-Y-heterocyclyl, -X-aryl-Y-C<sub>3-8</sub> cycloalkyl, -X-aryl-Y-aryl, -X-aryl-Y-heteroaryl, -X-aryl-Y-heterocyclyl, -X-heteroaryl-Y-C<sub>3-8</sub> cycloalkyl, -X-heteroaryl-Y-aryl, -X-heteroaryl-Y-heteroaryl, -X-heteroaryl-Y-heterocyclyl, -X-heterocyclyl-Y-C<sub>3-8</sub> cycloalkyl, -X-heterocyclyl-Y-aryl, -X-heterocyclyl-Y-heteroaryl, -X-heterocyclyl-Y-heterocyclyl;

X represents a bond or C<sub>1-6</sub> alkyl;

Y represents a bond, C<sub>1-6</sub> alkyl, CO, CONH, COC<sub>2-6</sub> alkenyl, O, SO<sub>2</sub> or NHCOC<sub>1-6</sub> alkyl;

R<sup>2</sup> represents halogen, C<sub>1-6</sub> alkyl, C<sub>1-6</sub> alkoxy, cyano, amino or;

m represents an integer from 0 to 2;

n represents an integer from 1 to 4;

R<sup>3</sup> represents hydrogen, fluorine or -C<sub>1-3</sub> alkyl;

p represents an integer from 0 to 2;

wherein said alkyl, cycloalkyl, aryl, heteroaryl and heterocyclyl groups of R<sup>1</sup> may be optionally substituted by one or more substituents (e.g. 1, 2 or 3) which may be the same or different, and which are selected from the group consisting of halogen, hydroxy, cyano, nitro, =O, haloC<sub>1-6</sub> alkyl, haloC<sub>1-6</sub> alkoxy, C<sub>1-6</sub> alkyl, C<sub>1-6</sub> alkoxy, arylC<sub>1-6</sub> alkoxy, C<sub>1-6</sub> alkylthio, C<sub>1-6</sub> alkoxyC<sub>1-6</sub> alkyl, C<sub>3-7</sub> cycloalkylC<sub>1-6</sub> alkoxy, C<sub>1-6</sub> alkanoyl, C<sub>1-6</sub> alkoxycarbonyl, C<sub>1-6</sub> alkylsulfonyl, C<sub>1-6</sub> alkylsulfinyl, C<sub>1-6</sub> alkylsulfonyloxy, C<sub>1-6</sub> alkylsulfonylC<sub>1-6</sub> alkyl, sulfonyl, arylsulfonyl, arylsulfonyloxy, arylsulfonylC<sub>1-6</sub> alkyl, aryloxy, C<sub>1-6</sub> alkylsulfonamido, C<sub>1-6</sub> alkylamino, C<sub>1-6</sub> alkylamido, -R<sup>4</sup>, -CO<sub>2</sub>R<sup>4</sup>, -COR<sup>4</sup>, C<sub>1-6</sub> alkylsulfonamidoC<sub>1-6</sub> alkyl, C<sub>1-6</sub> alkylamidoC<sub>1-6</sub> alkyl, arylsulfonamido, arylcarboxamido, arylsulfonamidoC<sub>1-6</sub> alkyl, arylcarboxamidoC<sub>1-6</sub> alkyl, aroyl, aroylC<sub>1-6</sub> alkyl, arylC<sub>1-6</sub> alkanoyl, or a group -NR<sup>5</sup>R<sup>6</sup>, -C<sub>1-6</sub> alkyl-NR<sup>5</sup>R<sup>6</sup>, -C<sub>3-8</sub> cycloalkyl-NR<sup>5</sup>R<sup>6</sup>, -CONR<sup>5</sup>R<sup>6</sup>, -NR<sup>5</sup>COR<sup>6</sup>, -NR<sup>5</sup>SO<sub>2</sub>R<sup>6</sup>, -OCONR<sup>5</sup>R<sup>6</sup>, -NR<sup>5</sup>CO<sub>2</sub>R<sup>6</sup>, -NR<sup>4</sup>CONR<sup>5</sup>R<sup>6</sup> or -SO<sub>2</sub>NR<sup>5</sup>R<sup>6</sup> (wherein R<sup>4</sup>, R<sup>5</sup> and R<sup>6</sup> independently represent hydrogen, C<sub>1-6</sub> alkyl, -C<sub>3-8</sub> cycloalkyl, -C<sub>1-6</sub> alkyl-C<sub>3-8</sub> cycloalkyl, aryl, heterocyclyl or heteroaryl or -NR<sup>5</sup>R<sup>6</sup> may represent a nitrogen

containing heterocyclyl group, wherein said  $R^4$ ,  $R^5$  and  $R^6$  groups may be optionally substituted by one or more substituents (e.g. 1, 2 or 3) which may be the same or different, and which are selected from the group consisting of halogen, hydroxy,  $C_{1-6}$  alkyl,  $C_{1-6}$  alkoxy, cyano, amino, =O or halo $C_{1-6}$  alkyl) provided that where  $R^1$  represents  
 5  $-C_{3-6}$  alkyl,  $R^1$  is not substituted by hydroxy,  $C_{1-6}$  alkoxy, carbonyl or  $-CO_2R^4$ ; or solvates thereof.

In one aspect, the alkyl, cycloalkyl, aryl, heteroaryl and heterocyclyl groups of  $R^1$  may be optionally substituted by one or more substituents (e.g. 1, 2 or 3) which may be the same  
 10 or different, and which are selected from the group consisting of halogen, hydroxy, cyano, nitro, =O, sulfonyl,  $-R^4$ ,  $-CO_2R^4$ ,  $-COR^4$ , or a group  $-NR^5R^6$ ,  $-C_{1-6}$  alkyl- $NR^5R^6$ ,  $-C_{3-8}$  cycloalkyl- $NR^5R^6$ ,  $-CONR^5R^6$ ,  $-NR^5COR^6$ ,  $-NR^5SO_2R^6$ ,  $-OCONR^5R^6$ ,  $-NR^5CO_2R^6$ ,  $-NR^4CONR^5R^6$  or  $-SO_2NR^5R^6$ ,  $-C_{1-6}$  alkyl- $SONHR^7$ ,  $-OSO_2R^7$ ,  $-C_{1-6}$  alkyl- $CONHR^7$ ,  $-C_{1-6}$  alkyl- $SO_2R^7$ ,  $-SO_2R^7$ ,  $-OR^8$ ,  $-O-C_{1-6}$  alkyl- $R^9$ ,  $-CO-C_{1-6}$  alkyl- $R^9$ ,  $-C_{1-6}$  alkyl- $COR^9$ ,  $-SOR^{10}$ ,  
 15  $-C_{1-6}$  alkyl- $OR^{10}$ ,  $-S-R^{10}$  (wherein  $R^4$ ,  $R^5$  and  $R^6$  independently represent hydrogen,  $-C_{1-6}$  alkyl,  $-C_{3-8}$  cycloalkyl,  $-C_{1-6}$  alkyl- $C_{3-8}$  cycloalkyl, aryl, heterocyclyl or heteroaryl, wherein  $R^7$  represents  $-C_{1-6}$  alkyl or aryl, wherein  $R^8$  represents  $-C_{1-6}$  alkyl,  $-C_{1-6}$  alkyl- $C_{3-8}$  cycloalkyl or aryl, wherein  $R^9$  represents aryl and wherein  $R^{10}$  represents  $-C_{1-6}$  alkyl, and wherein  $-NR^5R^6$  may represent a nitrogen containing heterocyclyl group, and wherein  
 20 said  $R^4$ ,  $R^5$  and  $R^6$  groups may be optionally substituted by one or more substituents (e.g. 1, 2 or 3) which may be the same or different, and which are selected from the group consisting of halogen, hydroxy,  $C_{1-6}$  alkyl,  $C_{1-6}$  alkoxy, cyano, amino, =O or halo $C_{1-6}$  alkyl) provided that where  $R^1$  represents  $-C_{3-6}$  alkyl,  $R^1$  is not substituted by hydroxyl or  $-CO_2R^4$ .

25 In another aspect,  $R^1$  represents  $-X-C_{3-8}$  cycloalkyl,  $-X$ -aryl,  $-X$ -heterocyclyl,  $-X$ -heteroaryl,  $-X-C_{3-8}$  cycloalkyl- $Y-C_{3-8}$  cycloalkyl,  $-X-C_{3-8}$  cycloalkyl- $Y$ -aryl,  $-X-C_{3-8}$  cycloalkyl- $Y$ -heteroaryl,  $-X-C_{3-8}$  cycloalkyl- $Y$ -heterocyclyl,  $-X$ -aryl- $Y-C_{3-8}$  cycloalkyl,  $-X$ -aryl- $Y$ -aryl,  $-X$ -aryl- $Y$ -heteroaryl,  $-X$ -aryl- $Y$ -heterocyclyl,  $-X$ -heteroaryl- $Y-C_{3-8}$  cycloalkyl,  $-X$ -heteroaryl- $Y$ -aryl,  $-X$ -heteroaryl- $Y$ -heteroaryl,  $-X$ -heteroaryl- $Y$ -heterocyclyl,  $-X$ -heterocyclyl- $Y-C_{3-8}$  cycloalkyl,  $-X$ -heterocyclyl- $Y$ -aryl,  $-X$ -heterocyclyl- $Y$ -heteroaryl or  $-X$ -heterocyclyl- $Y$ -heterocyclyl,

35 In a further aspect in which  $R^1$  represents  $-X$ -heteroaryl,  $-X$ -heteroaryl- $Y$ -heterocyclyl or  $-X$ -heteroaryl- $Y-C_{3-8}$  cycloalkyl, wherein  $X$  represents  $C_{1-6}$ alkyl and  $Y$  represents a bond, the heteroaryl group is other than a quinoliny group.

In yet another aspect in which  $R^1$  represents  $-X$ -heteroaryl,  $-X$ -heteroaryl- $Y$ -aryl,  $-X$ -heteroaryl- $Y$ -heteroaryl,  $-X$ -heteroaryl- $Y$ -heterocyclyl or  $-X$ -heteroaryl- $Y-C_{3-8}$  cycloalkyl,  
 40 wherein  $X$  represents a bond and  $Y$  represents CONH or  $SO_2$ , the heteroaryl group is other than a furanyl group.

In a further aspect in which R<sup>1</sup> represents -X-heterocyclyl-Y-aryl or X-heterocyclyl-Y-heteroaryl wherein the heterocyclyl group is a piperidinyl, piperizinyl or a dihydro-2H-pyridin-1-yl group, the X group is other than an optionally substituted C<sub>3</sub>alkyl group

- 5 In another aspect in which R<sup>1</sup> represents -X-heteroaryl or -X-heteroaryl-Y-aryl wherein X represents C<sub>1-6</sub>alkyl and Y represents a bond or C<sub>1-6</sub>alkyl, the heteroaryl group is other than a tetrazolyl group.

- 10 In one aspect in which R<sup>1</sup> represents -X-C<sub>3-8</sub> cycloalkyl or -X-aryl wherein X represents C<sub>1-6</sub>alkyl, the X group is not substituted by a C<sub>1-6</sub> alkoxycarbonyl, -CO<sub>2</sub>R<sup>4</sup> or tetrazolyl group.

- In a further aspect in which R<sup>1</sup> represents -X-aryl or -X-heterocyclyl, the X-aryl group is other than benzyl and the X-heterocyclyl group is other than N-phthalimidoalkyl.

15

In one aspect, R<sup>1</sup> represents:

-X-heteroaryl (e.g. -pyridinyl) optionally substituted by a -CONR<sup>6</sup>R<sup>7</sup> (e.g. -CONHMe) group or a halogen atom (e.g. Br); or

- 20 -X-heteroaryl-Y-heterocyclyl (e.g. pyridinyl-pyrrolidinyl) optionally substituted by an oxo group.

In a more particular aspect, R<sup>1</sup> represents -X-heteroaryl (e.g. -pyridinyl) optionally substituted by a -CONR<sup>6</sup>R<sup>7</sup> (e.g. -CONHMe) group.

- 25 The term 'C<sub>x-y</sub> alkyl' as used herein as a group or a part of the group refers to a linear or branched saturated hydrocarbon group containing from x to y carbon atoms. Examples of C<sub>1-6</sub> alkyl groups include methyl, ethyl, n-propyl, isopropyl, n-butyl, isobutyl, sec-butyl, tert butyl, n-pentyl, isopentyl, neopentyl or hexyl and the like.

- 30 The term 'C<sub>x-y</sub> alkenyl' as used herein refers to a linear or branched hydrocarbon group containing one or more carbon-carbon double bonds and having from x to y carbon atoms. Examples of C<sub>2-6</sub> alkenyl groups include ethenyl, propenyl, butenyl, pentenyl or hexenyl and the like.

- 35 The term 'C<sub>x-y</sub> alkoxy' as used herein refers to an -O-C<sub>x-y</sub> alkyl group wherein C<sub>x-y</sub> alkyl is as defined herein. Examples of C<sub>1-6</sub> alkoxy groups include methoxy, ethoxy, propoxy, butoxy, pentoxy or hexoxy and the like.

- 40 The term 'C<sub>x-y</sub> cycloalkyl' as used herein refers to a saturated monocyclic hydrocarbon ring of x to y carbon atoms. Examples of C<sub>3-8</sub> cycloalkyl groups include cyclopropyl, cyclobutyl, cyclopentyl, cyclohexyl, cycloheptyl or cyclooctyl and the like.

The term 'halogen' as used herein refers to a fluorine, chlorine, bromine or iodine atom.

5 The term 'haloC<sub>x-y</sub> alkyl' as used herein refers to a C<sub>x-y</sub> alkyl group as defined herein wherein at least one hydrogen atom is replaced with halogen. Examples of haloC<sub>1-6</sub> alkyl groups include fluoroethyl, trifluoromethyl or trifluoroethyl and the like.

10 The term 'haloC<sub>x-y</sub> alkoxy' as used herein refers to a C<sub>x-y</sub> alkoxy group as herein defined wherein at least one hydrogen atom is replaced with halogen. Examples of haloC<sub>1-6</sub> alkoxy groups include difluoromethoxy or trifluoromethoxy and the like.

The term 'aryl' as used herein refers to a C<sub>6-12</sub> monocyclic or bicyclic hydrocarbon ring wherein at least one ring is aromatic. Examples of such groups include phenyl, naphthyl or tetrahydronaphthalenyl and the like.

15 The term 'aryloxy' as used herein refers to an -O-aryl group wherein aryl is as defined herein. Examples of such groups include phenoxy and the like.

20 The term 'heteroaryl' as used herein refers to a 5-6 membered monocyclic aromatic or a fused 8-10 membered bicyclic aromatic ring, which monocyclic or bicyclic ring contains 1 to 4 heteroatoms selected from oxygen, nitrogen and sulphur. Examples of such monocyclic aromatic rings include thienyl, furyl, furazanyl, pyrrolyl, triazolyl, tetrazolyl, imidazolyl, oxazolyl, thiazolyl, oxadiazolyl, isothiazolyl, isoxazolyl, thiadiazolyl, pyranyl, pyrazolyl, pyrimidyl, pyridazinyl, pyrazinyl, pyridyl, triazinyl, tetrazinyl and the like. Examples of such fused aromatic rings include quinolinyl, isoquinolinyl, quinazolinyl, quinoxalinyl, pteridinyl, cinnolinyl, phthalazinyl, naphthyridinyl, indolyl, isoindolyl, azaindolyl, indoliziny, indazolyl, purinyl, pyrrolopyridinyl, furopyridinyl, benzofuranyl, isobenzofuranyl, benzothienyl, benzoimidazolyl, benzoxazolyl, benzoisoxazolyl, benzothiazolyl, benzoisothiazolyl, benzoxadiazolyl, benzothiadiazolyl and the like. In one aspect, the term 'heteroaryl' refers to a 6 membered monocyclic aromatic ring.

30 The term 'heterocyclyl' refers to a 4-7 membered monocyclic ring or a fused 8-12 membered bicyclic ring which may be saturated or partially unsaturated and which monocyclic or bicyclic ring contains 1 to 4 heteroatoms selected from oxygen, nitrogen or sulphur. Examples of such monocyclic rings include pyrrolidinyl, azetidiny, pyrazolidinyl, oxazolidinyl, piperidinyl, piperazinyl, morpholinyl, thiomorpholinyl, thiazolidinyl, hydantoinyl, valerolactamyl, oxiranyl, oxetanyl, dioxolanyl, dioxanyl, oxathiolanyl, oxathianyl, dithianyl, dihydrofuranyl, tetrahydrofuranyl, dihydropyranyl, tetrahydropyranyl, tetrahydropyridinyl, tetrahydropyrimidinyl, tetrahydrothiophenyl, tetrahydrothiopyranyl, diazepanyl, azepanyl and the like. Examples of such bicyclic rings include indolinyl, isoindolinyl, benzopyranyl, quinuclidinyl, 2,3,4,5-tetrahydro-1H-3-benzazepine, tetrahydroisoquinolinyl and the like.

40

In one embodiment, R<sup>1</sup> represents:

- X-aryl (e.g. phenyl);
- X-aryl-Y-heterocyclyl (e.g. phenyl-pyrrolidinyl);
- X-heterocyclyl-Y-heterocyclyl (e.g. piperidinyl-CO-morpholinyl);
- 5 -X-heteroaryl e.g. pyridinyl or pyrazinyl); or
- X-heteroaryl-Y-heterocyclyl (e.g. pyridinyl-pyrrolidinyl, pyridinyl-CO-pyrrolidinyl, pyridinyl-imidazolidinyl or pyridinyl-oxazolidinyl).

10 In one aspect, the aryl, heteroaryl or heterocyclic groups of R<sup>1</sup> may optionally be substituted by one or more (e.g. 1, 2 or 3) substituents which may be the same or different, and which are selected from the group consisting of halogen, cyano, oxo, nitro, -R<sup>4</sup>, -OR<sup>4</sup>, -COR<sup>4</sup>, -CO<sub>2</sub>R<sup>4</sup>, -NR<sup>5</sup>R<sup>6</sup>, -CONR<sup>5</sup>R<sup>6</sup>, -NR<sup>5</sup>COR<sup>6</sup> and -SO<sub>2</sub>R<sup>7</sup>, wherein R<sup>4</sup>, R<sup>5</sup> and R<sup>6</sup> independently represent H or -C<sub>1-6</sub> alkyl, and wherein R<sup>7</sup> represents -C<sub>1-6</sub> alkyl.

15 In a more particular aspect, the aryl, heteroaryl or heterocyclic groups of R<sup>1</sup> may optionally be substituted by one or more (e.g. 1, 2 or 3) substituents which may be the same or different, and which are selected from the group consisting of halogen, cyano, oxo, -R<sup>4</sup>, -OR<sup>4</sup>, -CO<sub>2</sub>R<sup>4</sup>, -CONR<sup>5</sup>R<sup>6</sup> and -NR<sup>5</sup>COR<sup>6</sup>, wherein R<sup>4</sup>, R<sup>5</sup> and R<sup>6</sup> independently represent H or -C<sub>1-6</sub> alkyl.

20

In a more particular embodiment, R<sup>1</sup> represents:

- X-aryl (e.g. phenyl) optionally substituted by a halogen atom (e.g. Br);
- X-aryl-Y-heterocyclyl (e.g. phenyl-pyrrolidinyl) optionally substituted by an oxo group;
- X-heteroaryl (e.g. -pyridinyl or -pyrazinyl) optionally substituted by a -CONR<sup>6</sup>R<sup>7</sup> (e.g. -CONH<sub>2</sub>, -CONHMe, -CONHEt, -CON(Me)<sub>2</sub>, -CONH(1-methylethyl)) group, a -CO<sub>2</sub>R<sup>4</sup> group (e.g. -CO<sub>2</sub>H or -CO<sub>2</sub>Me) and/or a halogen atom (e.g. Br or I); or
- 25 -X-heteroaryl-Y-heterocyclyl (e.g. pyridinyl-pyrrolidinyl, pyridinyl-CO-pyrrolidinyl, pyridinyl-imidazolidinyl or pyridinyl-oxazolidinyl) optionally substituted by an oxo group and/or an -R<sup>4</sup> (e.g. methyl) group.

30

More particularly, R<sup>1</sup> represents:

- X-aryl (e.g. phenyl) optionally substituted by a halogen atom (e.g. Br);
- X-aryl-Y-heterocyclyl (e.g. phenyl-N-pyrrolidinyl) optionally substituted on the pyrrolidinyl group by an oxo group (e.g. phenyl-N-pyrrolidin-2-one);
- 35 -X-heteroaryl (e.g. 2-pyridinyl or 2-pyrazinyl) optionally substituted by a -CONR<sup>6</sup>R<sup>7</sup> (e.g. -CONH<sub>2</sub>, -CONHMe, -CONHEt, -CON(Me)<sub>2</sub>, -CONH(1-methylethyl)) group, a -CO<sub>2</sub>R<sup>4</sup> group (e.g. -CO<sub>2</sub>H or -CO<sub>2</sub>Me) or a halogen atom (e.g. Br or I); or
- X-heteroaryl-Y-heterocyclyl (e.g. 2-pyridinyl-N-pyrrolidinyl, 2-pyridinyl-CO-N-pyrrolidinyl, 2-pyridinyl-N-imidazolidinyl or 2-pyridinyl-N-oxazolidinyl) optionally substituted on the heterocyclic group by an oxo group (e.g. 2-pyridinyl-N-pyrrolidin-2-one, 2-pyridinyl-N-imidazolidin-2-one or 2-pyridinyl-N-oxazolidin-2-one) and/or an -R<sup>4</sup> (e.g. methyl) group.
- 40

Even more particularly, R<sup>1</sup> represents:

- X-heteroaryl (e.g. 2-pyridinyl or 2-pyrazinyl) optionally substituted by a –CONR<sup>6</sup>R<sup>7</sup> (e.g. –CONH<sub>2</sub>, –CONHMe, –CONHEt, –CON(Me)<sub>2</sub>, –CONH(1-methylethyl))
- 5 group, a –CO<sub>2</sub>R<sup>4</sup> group (e.g. –CO<sub>2</sub>H or –CO<sub>2</sub>Me) or a halogen atom (e.g. Br or I); or
- X-heteroaryl-Y-heterocyclyl (e.g. 2-pyridinyl-N-pyrrolidinyl, 2-pyridinyl-CO-N-pyrrolidinyl, 2-pyridinyl-N-imidazolidinyl or 2-pyridinyl-N-oxazolidinyl) optionally substituted on the heterocyclic group by an oxo group (e.g. 2-pyridinyl-N-pyrrolidin-2-one, 2-pyridinyl-N-imidazolidin-2-one or 2-pyridinyl-N-oxazolidin-2-one) and/or an -R<sup>4</sup>
- 10 (e.g. methyl) group.

More particularly, R<sup>1</sup> represents:

- N-methyl pyridin-2-yl 5-carboxamide;
- 5-(1-pyrrolidin-2-one)pyridin-2-yl;
- 15 5-(3-methyl-1-imidazolidin-2-one)pyridin-2-yl;
- 5-(1-oxazolidin-2-one)pyridin-2-yl; or
- 5-(1-pyrrolidinylcarbonyl)pyridin-2-yl.

Most particularly, R<sup>1</sup> represents 5-(1-pyrrolidin-2-one)pyridin-2-yl.

20

In one embodiment in which R<sup>1</sup> represents –X-aryl or –X-heteroaryl, wherein the aryl and heteroaryl groups are six membered rings that are substituted by one substituent, the substituent is in the para position relative to the attachment to X.

- 25 In another embodiment in which R<sup>1</sup> represents –X-aryl-Y-heterocyclyl or –X-heteroaryl-Y-heterocyclyl, wherein the aryl and heteroaryl groups are six membered rings, the bond to Y is para to the bond to X.

- In a further embodiment in which R<sup>1</sup> represents –X-aryl-Y-heterocyclyl or –X-heteroaryl-Y-heterocyclyl, wherein the heterocyclic group contains nitrogen, the atom in the heterocyclic group that links to Y is nitrogen.
- 30

In another embodiment, X represents a bond.

- 35 In a further embodiment, Y represents a bond or CO. More particularly, Y represents a bond.

In yet another embodiment, m represents 0 or 1. In a more particular embodiment, m represents 0.

40

In certain embodiments in which R<sup>2</sup> is present, R<sup>2</sup> represents a halogen atom or cyano group.



In one embodiment, n represents an integer from 2 to 4. More particularly, n represents 2.

- 5 In a further embodiment, p represents an integer from 0 to 2. More particularly, p represents 0 or 1, and most particularly, p represents 0.

In one embodiment, R<sup>3</sup> represents -C<sub>1-3</sub> alkyl, particularly methyl.

- 10 Compounds of formula (I) may exist as stereoisomers in which the 2 position of the indenyl ring is a chiral centre. In one embodiment, the compounds of the invention include a single enantiomer, for example, the (-) enantiomer.

- In one aspect, the invention provides a compound of formula (I) or a pharmaceutically acceptable salt thereof, wherein:

15 R<sup>1</sup> represents -X-heteroaryl, -X-heteroaryl-Y-heterocyclyl, X-aryl, -X-aryl-Y-heterocyclyl or -X-heterocyclyl-Y-heterocyclyl;

X represents a bond;

Y represents a bond or CO;

- 20 R<sup>2</sup> represents halogen or cyano;

m represents 0 or 1;

n represents 2;

p represents 0;

- wherein said aryl, heteroaryl and heterocyclyl groups of R<sup>1</sup> may be optionally substituted  
25 by one or more substituents (e.g. 1, 2 or 3) which may be the same or different, and which are selected from the group consisting of halogen, cyano, oxo, -R<sup>4</sup>, -OR<sup>4</sup>, -CONR<sup>5</sup>R<sup>6</sup> and -NR<sup>5</sup>COR<sup>6</sup>, wherein R<sup>4</sup>, R<sup>5</sup> and R<sup>6</sup> independently represent -C<sub>1-6</sub> alkyl; or solvates thereof.

- 30 In a more particular aspect, the invention provides a compound of formula (I) or a pharmaceutically acceptable salt thereof, wherein:

R<sup>1</sup> represents -X-heteroaryl or -X-heteroaryl-Y-heterocyclyl;

X represents a bond;

Y represents a bond;

- 35 R<sup>2</sup> represents halogen or cyano;

m represents 0 or 1;

n represents 2;

p represents 0;

- wherein said heteroaryl and heterocyclyl groups of R<sup>1</sup> may be optionally substituted by  
40 one or more substituents (e.g. 1, 2 or 3) which may be the same or different, and which are selected from the group consisting of halogen, cyano, oxo, -R<sup>4</sup>, -OR<sup>4</sup>, -CONR<sup>5</sup>R<sup>6</sup> and -NR<sup>5</sup>COR<sup>6</sup>, wherein R<sup>4</sup>, R<sup>5</sup> and R<sup>6</sup> independently represent -C<sub>1-6</sub> alkyl;

or solvates thereof.

Compounds according to the invention include the compounds of examples E1-E27 as shown below, or pharmaceutically acceptable salts or solvates thereof.

5

More particularly, compounds of the invention include:

1-(6-{{2-(1-Pyrrolidinyl)-2,3-dihydro-1*H*-inden-5-yl}oxy}-3-pyridinyl)-2-pyrrolidinone, particularly the (-) enantiomer;

5-(1-Pyrrolidinylcarbonyl)-2-{{2-(1-pyrrolidinyl)-2,3-dihydro-1*H*-inden-5-yl}oxy}pyridine;

10 1-[6-{{2-[(2*S*)-2-Methyl-1-pyrrolidinyl]-2,3-dihydro-1*H*-inden-5-yl}oxy}-3-pyridinyl]-2-pyrrolidinone;

*N*-methyl-6-{{2-(1-pyrrolidinyl)-2,3-dihydro-1*H*-inden-5-yl}oxy}-3-pyridinecarboxamide, particularly the (-) enantiomer;

15 1-Methyl-3-(6-{{2-(1-pyrrolidinyl)-2,3-dihydro-1*H*-inden-5-yl}oxy}-3-pyridinyl)-2-imidazolidinone; and

3-(6-{{2-(1-Pyrrolidinyl)-2,3-dihydro-1*H*-inden-5-yl}oxy}-3-pyridinyl)-1,3-oxazolidin-2-one; or pharmaceutically acceptable salts or solvates thereof.

20 Most particularly, compounds of the invention include 1-(6-{{2-(1-pyrrolidinyl)-2,3-dihydro-1*H*-inden-5-yl}oxy}-3-pyridinyl)-2-pyrrolidinone, particularly the (-) enantiomer, or pharmaceutically acceptable salts or solvates thereof.

Because of their potential use in medicine, the salts of the compounds of formula (I) are preferably pharmaceutically acceptable.

25

A pharmaceutically acceptable acid addition salt can be formed by reaction of a compound of formula (I) with a suitable inorganic or organic acid (such as hydrobromic, hydrochloric, sulfuric, nitric, phosphoric, succinic, maleic, formic, acetic, propionic, fumaric, citric, tartaric, lactic, benzoic, salicylic, glutamic, aspartic, p-toluenesulfonic, benzenesulfonic, methanesulfonic, ethanesulfonic, naphthalenesulfonic such as 2-naphthalenesulfonic, or hexanoic acid), optionally in a suitable solvent such as an organic solvent, to give the salt which is usually isolated for example by crystallisation and filtration. A pharmaceutically acceptable acid addition salt of a compound of formula (I) can comprise or be for example a hydrobromide, hydrochloride, sulfate, nitrate, 30 phosphate, succinate, maleate, formate, acetate, propionate, fumarate, citrate, tartrate, lactate, benzoate, salicylate, glutamate, aspartate, p-toluenesulfonate, benzenesulfonate, methanesulfonate, ethanesulfonate, naphthalenesulfonate (e.g. 2-naphthalenesulfonate) or hexanoate salt.

40 The invention includes within its scope all possible stoichiometric and non-stoichiometric forms of the salts of the compounds of formula (I) including hydrates and solvates.

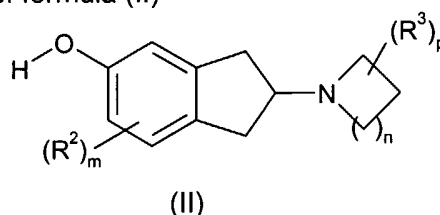
Compounds of formula (I) are capable of existing in stereoisomeric forms. It will be understood that the invention encompasses all geometric and optical isomers of these compounds and the mixtures thereof including racemates. Tautomers also form an aspect of the invention.

5

The present invention also provides a process for the preparation of a compound of formula (I) or a pharmaceutically acceptable salt thereof, which process comprises:

(a) reacting a compound of formula (II)

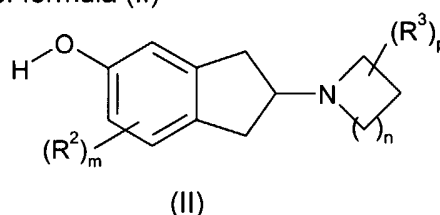
10



wherein  $R^2$ ,  $R^3$ ,  $m$ ,  $n$  and  $p$  are as defined above, with a compound of formula  $R^{1'}-L^1$ , wherein  $R^{1'}$  is as defined above for  $R^1$  or a group convertible thereto and  $L^1$  represents a suitable leaving group such as a halogen atom (e.g. chlorine, bromine or iodine) or a hydroxyl group;

15

(b) reacting a compound of formula (II)

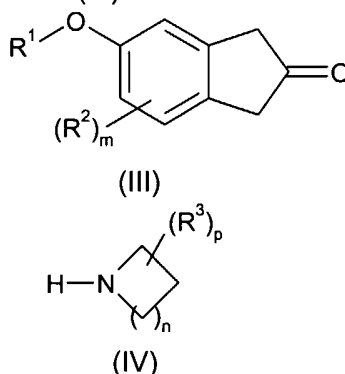


wherein  $R^2$ ,  $R^3$ ,  $m$ ,  $n$  and  $p$  are as defined above, with a compound of formula  $R^{1'}-X^1$ , wherein  $R^{1'}$  is as defined above for  $R^1$  or a group convertible thereto and  $X^1$  represents a boronic acid group;

20

(c) reacting a compound of formula (III)

25



wherein  $R^1$ ,  $R^2$  and  $m$  are as defined above, with a compound of formula (IV) wherein  $R^3$ ,  $n$  and  $p$  are as defined above; or

30

- (d) deprotecting a compound of formula (I) which is protected;
- (e) interconversion from one compound of formula (I) to another; and
- 5 (f) separation of a racemic mixture of a compound of formula (I) to produce a stereoisomer of a compound of formula (I).

When the leaving group  $L^1$  is attached to an  $sp^3$  hybridised carbon, for example,  $R^{1'}-L^1$  is an alkyl halide, process (a) typically comprises the use of a suitable base, such as  
10 potassium carbonate in an appropriate solvent such as 2-butanone optionally in the presence of a catalyst such as potassium iodide at an appropriate temperature such as reflux.

When  $L^1$  is a hydroxyl group attached to an  $sp^3$  hybridised carbon, for example,  $R^{1'}-L^1$  is an alcohol, process (a) typically comprises the use of a phosphine such as  
15 triphenylphosphine in a suitable solvent such as tetrahydrofuran, followed by addition of an azodicarboxylate such as diethylazodicarboxylate at a suitable temperature such as room temperature.

When the leaving group  $L^1$  is attached to an  $sp^2$  hybridised carbon, for example,  $R^{1'}-L^1$  is an aryl halide or heteroaryl halide, process (a) typically comprises the use of a copper(I)  
20 salt, such as copper (I) iodide, in the presence of a base such as sodium hydride, in an appropriate solvent such as pyridine, at an appropriate temperature such as reflux.

When the leaving group  $L^1$  is attached to an activated  $sp^2$  hybridised carbon for example,  $R^{1'}-L^1$  is a heteroaryl halide such as a 2-chloropyridine or 2-chloropyrazine, process (a)  
25 typically comprises the use of a suitable base, such as sodium hydride or potassium carbonate in an appropriate solvent such as dimethylformamide or dimethyl sulfoxide, at an appropriate temperature, such as between 80-90°C or 150°C. Alternatively,  
30 potassium tert-butoxide in tert-butanol at an appropriate temperature may also be employed.

When the leaving group  $L^1$  is attached to an activated  $sp^2$  hybridised carbon, for example  $R^{1'}-L^1$  is an aryl halide such as 3,4-difluoro-benzonitrile, process (a) typically comprises  
35 the use of a suitable base, potassium carbonate, in a suitable solvent, such as dimethyl sulfoxide, at a suitable temperature.

Process (b) typically comprises the use of a suitable base such as triethylamine in an appropriate solvent such as dichloromethane at a suitable temperature such as room  
40 temperature.

Process (c) typically comprises the use of reductive conditions (such as treatment with a borohydride e.g. sodium triacetoxyborohydride), optionally in the presence of an acid, such as acetic acid, in an appropriate solvent such as dichloromethane at a suitable temperature such as between room temperature and 40°C.

5

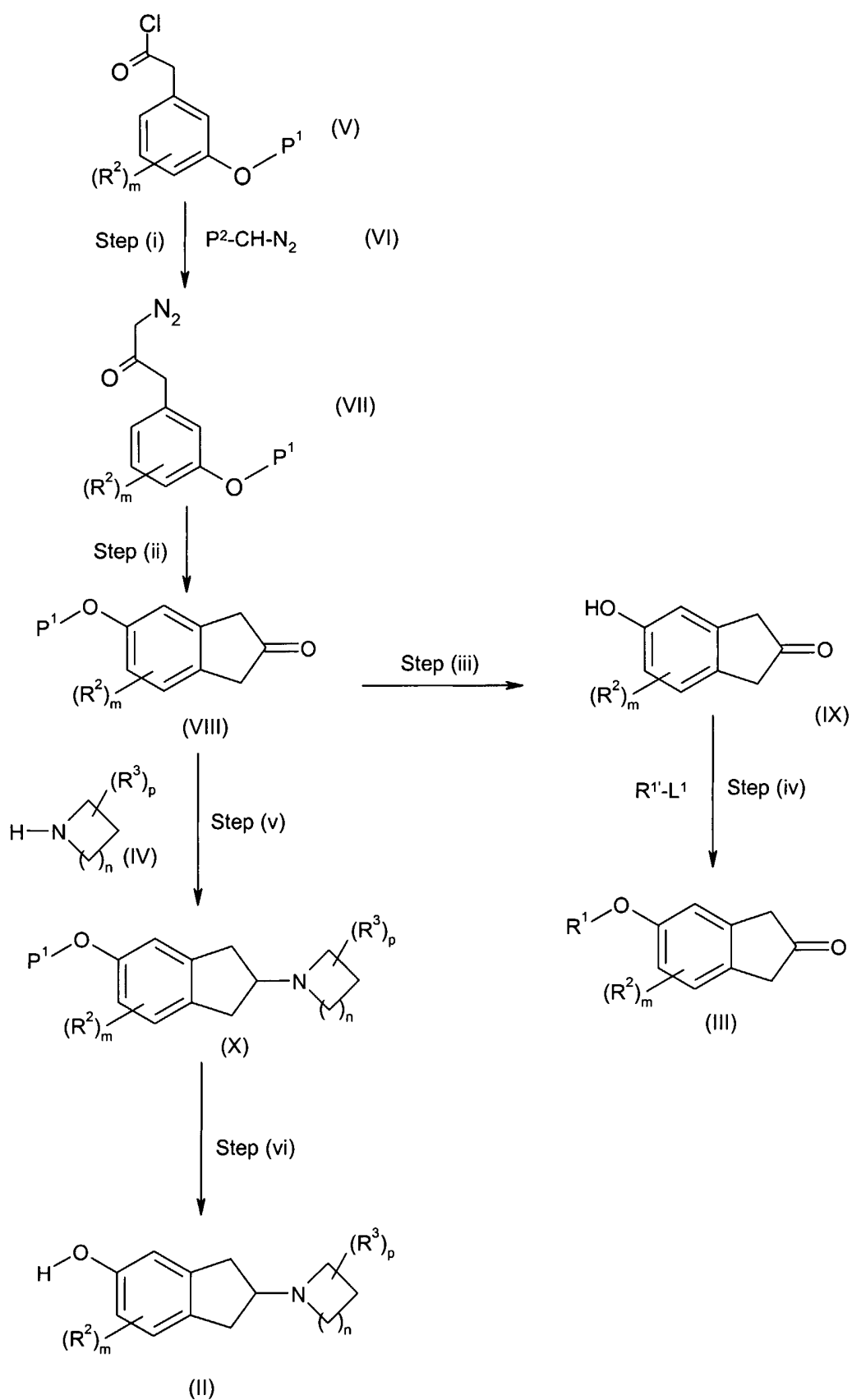
In process (d), examples of protecting groups and the means for their removal can be found in T. W. Greene 'Protective Groups in Organic Synthesis' (J. Wiley and Sons, 1991). Suitable amine protecting groups include sulphonyl (e.g. tosyl), acyl (e.g. acetyl, 2',2',2'-trichloroethoxycarbonyl, benzyloxycarbonyl or t-butoxycarbonyl) and arylalkyl (e.g. benzyl), which may be removed by hydrolysis (e.g. using an acid such as hydrochloric acid in dioxan or trifluoroacetic acid in dichloromethane) or reductively (e.g. hydrogenolysis of a benzyl group or reductive removal of a 2',2',2'-trichloroethoxycarbonyl group using zinc in acetic acid) as appropriate. Other suitable amine protecting groups include trifluoroacetyl (-COCF<sub>3</sub>) which may be removed by base catalysed hydrolysis or a solid phase resin bound benzyl group, such as a Merrifield resin bound 2,6-dimethoxybenzyl group (Ellman linker), which may be removed by acid catalysed hydrolysis, for example with trifluoroacetic acid.

Process (e) may be performed using conventional interconversion procedures such as epimerisation, oxidation, reduction, alkylation, nucleophilic or electrophilic aromatic substitution, ester hydrolysis, amide bond formation or transition metal mediated coupling reactions. Examples of transition metal mediated coupling reactions useful as interconversion procedures include the following: Palladium catalysed coupling reactions between organic electrophiles, such as aryl halides, and organometallic reagents, for example boronic acids (Suzuki cross-coupling reactions); Palladium catalysed amination and amidation reactions between organic electrophiles, such as aryl halides, and nucleophiles, such as amines and amides; Copper catalysed amidation reactions between organic electrophiles (such as aryl halides) and nucleophiles such as amides; and Copper mediated coupling reactions between phenols and boronic acids.

30

Process (f) may be performed by conventional separation techniques such as chiral chromatography, for example using a Chiralcel OD column eluting with a 1-1 mixture of heptane-ethanol.

35 Compounds of formula (II) and (III) may be prepared in accordance with the following scheme:



wherein  $R^1$ ,  $R^1$ ,  $R^2$ ,  $R^3$ ,  $m$ ,  $n$ ,  $p$  and  $L^1$  are as defined above,  $P^1$  represents a suitable protecting group such as methyl and  $P^2$  represents either hydrogen or trimethylsilyl.

Step (i) comprises reaction with a compound of formula (VI) at a suitable temperature such as room temperature, in a suitable solvent such as a 1:1 mixture of tetrahydrofuran:acetonitrile.

5

Step (ii) typically comprises treatment with rhodium (II) acetate dimer dihydrate in a suitable solvent such as dichloromethane, at a suitable temperature such as between room temperature and 40°C.

10 Step (iii) typically comprises a deprotection reaction, for example, when P<sup>1</sup> represents methyl a compound of formula (VIII) can be deprotected using boron tribromide in dichloromethane at a suitable temperature, such as room temperature. Alternatively, when P<sup>1</sup> represents methyl, a compound of formula (VIII) can be deprotected by refluxing in hydrobromic acid.

15

Step (iv) may be performed in an analogous manner to that described for process (a).

Step (v) may be performed in an analogous manner to that described for process (c).

20 Step (vi) typically comprises a deprotection reaction to provide a compound of formula (II) and can be performed as described in step (iii).

Compounds of formula (IV), (V), R<sup>1'</sup>-L<sup>1</sup> and R<sup>1'</sup>-X<sup>1</sup> are either commercially available or can be prepared in accordance with known literature procedures.

25

Compounds of formula (I) and their pharmaceutically acceptable salts have affinity for and are antagonists and/or inverse agonists of the histamine H<sub>3</sub> receptor and are believed to be of potential use in the treatment of neurological diseases including Alzheimer's disease, dementia (including Lewy body dementia and vascular dementia),  
30 age-related memory dysfunction, mild cognitive impairment, cognitive deficit, epilepsy, pain of neuropathic origin including neuralgias, neuritis and back pain, and inflammatory pain including osteoarthritis, rheumatoid arthritis, acute inflammatory pain and back pain, migraine, Parkinson's disease, multiple sclerosis, stroke and sleep disorders (including narcolepsy and sleep deficits associated with Parkinson's disease); psychiatric  
35 disorders including schizophrenia (particularly cognitive deficit of schizophrenia), attention deficit hyperactivity disorder, depression, anxiety and addiction; and other diseases including obesity and gastro-intestinal disorders.

40 It will also be appreciated that compounds of formula (I) are expected to be selective for the histamine H<sub>3</sub> receptor over other histamine receptor subtypes, such as the histamine H<sub>1</sub> receptor. Generally, compounds of the invention may be at least 10 fold selective for H<sub>3</sub> over H<sub>1</sub>, such as at least 100 fold selective.

Thus the invention also provides a compound of formula (I) or a pharmaceutically acceptable salt thereof, for use as a therapeutic substance in the treatment or prophylaxis of the above disorders, in particular cognitive impairments in diseases such as Alzheimer's disease and related neurodegenerative disorders.

The invention further provides a method of treatment or prophylaxis of the above disorders, in mammals including humans, which comprises administering to the sufferer a therapeutically effective amount of a compound of formula (I) or a pharmaceutically acceptable salt thereof.

In another aspect, the invention provides the use of a compound of formula (I) or a pharmaceutically acceptable salt thereof in the manufacture of a medicament for use in the treatment of the above disorders.

When used in therapy, the compounds of formula (I) are usually formulated in a standard pharmaceutical composition. Such compositions can be prepared using standard procedures.

Thus, the present invention further provides a pharmaceutical composition for use in the treatment of the above disorders which comprises the compound of formula (I) or a pharmaceutically acceptable salt thereof and a pharmaceutically acceptable carrier.

The present invention further provides a pharmaceutical composition which comprises the compound of formula (I) or a pharmaceutically acceptable salt thereof and a pharmaceutically acceptable carrier.

Compounds of formula (I) may be used in combination with other therapeutic agents, for example medicaments claimed to be useful as either disease modifying or symptomatic treatments of Alzheimer's disease. Suitable examples of such other therapeutic agents may be agents known to modify cholinergic transmission such as 5-HT<sub>6</sub> antagonists, M1 muscarinic agonists, M2 muscarinic antagonists or acetylcholinesterase inhibitors. When the compounds are used in combination with other therapeutic agents, the compounds may be administered either sequentially or simultaneously by any convenient route.

The invention thus provides, in a further aspect, a combination comprising a compound of formula (I) or a pharmaceutically acceptable derivative thereof together with a further therapeutic agent or agents.

The combinations referred to above may conveniently be presented for use in the form of a pharmaceutical formulation and thus pharmaceutical formulations comprising a



combination as defined above together with a pharmaceutically acceptable carrier or excipient comprise a further aspect of the invention. The individual components of such combinations may be administered either sequentially or simultaneously in separate or combined pharmaceutical formulations.

5

When a compound of formula (I) or a pharmaceutically acceptable derivative thereof is used in combination with a second therapeutic agent active against the same disease state the dose of each compound may differ from that when the compound is used alone. Appropriate doses will be readily appreciated by those skilled in the art.

10

A pharmaceutical composition of the invention, which may be prepared by admixture, suitably at ambient temperature and atmospheric pressure, is usually adapted for oral, parenteral or rectal administration and, as such, may be in the form of tablets, capsules, oral liquid preparations, powders, granules, lozenges, reconstitutable powders, injectable or infusible solutions or suspensions or suppositories. Orally administrable compositions are generally preferred.

15

Tablets and capsules for oral administration may be in unit dose form, and may contain conventional excipients, such as binding agents, fillers, tableting lubricants, disintegrants and acceptable wetting agents. The tablets may be coated according to methods well known in normal pharmaceutical practice.

20

Oral liquid preparations may be in the form of, for example, aqueous or oily suspension, solutions, emulsions, syrups or elixirs, or may be in the form of a dry product for reconstitution with water or other suitable vehicle before use. Such liquid preparations may contain conventional additives such as suspending agents, emulsifying agents, non-aqueous vehicles (which may include edible oils), preservatives, and, if desired, conventional flavourings or colorants.

25

For parenteral administration, fluid unit dosage forms are prepared utilising a compound of the invention or pharmaceutically acceptable salt thereof and a sterile vehicle. The compound, depending on the vehicle and concentration used, can be either suspended or dissolved in the vehicle. In preparing solutions, the compound can be dissolved for injection and filter sterilised before filling into a suitable vial or ampoule and sealing. Advantageously, adjuvants such as a local anaesthetic, preservatives and buffering agents are dissolved in the vehicle. To enhance the stability, the composition can be frozen after filling into the vial and the water removed under vacuum. Parenteral suspensions are prepared in substantially the same manner, except that the compound is suspended in the vehicle instead of being dissolved, and sterilisation cannot be accomplished by filtration. The compound can be sterilised by exposure to ethylene oxide before suspension in a sterile vehicle. Advantageously, a surfactant or wetting agent is included in the composition to facilitate uniform distribution of the compound.

35

40

The composition may contain from 0.1% to 99% by weight, preferably from 10 to 60% by weight, of the active material, depending on the method of administration. The dose of the compound used in the treatment of the aforementioned disorders will vary in the usual way with the seriousness of the disorders, the weight of the sufferer, and other similar factors. However, as a general guide suitable unit doses may be 0.05 to 1000 mg, more suitably 0.1 to 200 mg and even more suitably 1.0 to 200 mg, and such unit doses may be administered more than once a day, for example two or three a day. Such therapy may extend for a number of weeks or months.

The following Descriptions and Examples illustrate the preparation of compounds of the invention.

Hydrochloride salts of the compounds of the invention may be prepared by standard methods. For example, a free base may be converted into the corresponding hydrochloride salt by treatment in methanol with a solution of hydrogen chloride in diethyl ether followed by evaporation of solvents.

Where indicated, Mass Directed Auto-Purification or MDAP was carried out using a Supelco LCABZ++ column (20mm x 100mm). The stationary phase particle size is 5  $\mu$ m. The solvent systems used comprised solvent A (water + 0.1% formic acid) and solvent B (acetonitrile:water 95:5 + 0.05% formic acid). Compounds were eluted with gradients of solvent B in solvent A.

#### **Description 1**

##### **1-Diazo-3-[3-(methyloxy)phenyl]-2-propanone (D1)**

[3-(Methyloxy)phenyl]acetyl chloride (3.99g, 3.37ml, 21.6mmol) was dissolved in tetrahydrofuran (20ml) and acetonitrile (20ml) and cooled to 0 °C under argon with stirring. 2M (Trimethylsilyl)diazomethane in hexane solution was added dropwise. The mixture was allowed to warm to room temperature and stirred for 18 hours. The solvent was evaporated to leave the title compound (D1) as an orange oil. (4.2g, assumed 100%); MS m/e 191 [M+H]<sup>+</sup>.

#### **Description 2**

##### **5-(Methyloxy)-1,3-dihydro-2H-inden-2-one (D2)**

1-Diazo-3-[3-(methyloxy)phenyl]-2-propanone (4.2g, assumed 21.6mmol; may be prepared as described in Description 1) was dissolved in dichloromethane (60ml) and rhodium(II) acetate dimer dihydrate (516mg, 1.08mmol) added. After nitrogen evolution had ceased the solution was heated at 40 °C for 2 hours. The mixture was evaporated and the residue purified by flash chromatography on silica gel eluting with a mixture of n-pentane and ethyl acetate (80:20) to give the title compound (D2). (1.30g, 37%); MS m/e 163 [M+H]<sup>+</sup>.

Impure fractions from the chromatography were further purified by flash chromatography on silica gel eluting with a mixture of n-pentane and ethyl acetate (85:15) to give a second crop of the title compound (D2). (680mg, 19%); MS m/e 163 [M+H]<sup>+</sup>.

### 5 Description 3

#### 1-[5-(Methyloxy)-2,3-dihydro-1*H*-inden-2-yl]pyrrolidine (D3)

##### Method A

A mixture of 5-(methyloxy)-1,3-dihydro-2*H*-inden-2-one (may be prepared as described in Description 2) (60mg, 0.37mmol), pyrrolidine (31mg, 0.41mmol) and acetic acid (1 drop, catalytic amount) in dichloromethane (5ml) was stirred at room temperature for 20 minutes. Sodium triacetoxyborohydride was then added and the mixture stirred for 18 hours. The reaction was then diluted with methanol, applied to an scx ion exchange column and eluted with methanol and then a solution of ammonia in methanol (2M). The basic fractions were reduced and the residue chromatographed on silica gel eluting with a mixture of ammonia in methanol and dichloromethane (2:98) to afford the title compound (D3) (40mg, 50%); <sup>1</sup>H NMR (CDCl<sub>3</sub>) 7.08 (1H, d), 6.75 (1H, s), 6.69 (1H, d), 3.78 (3H, s), 2.95 (5H, m), 2.6 (4H, m), 1.78 (4H, m).

##### Method B

5-(Methyloxy)-1,3-dihydro-2*H*-inden-2-one (may be prepared as described in Description 2) (1.5g, 9.25mmol) was dissolved in dichloromethane (20ml) and treated with pyrrolidine (1.54ml, 18.5mmol) and acetic acid (1 drop, catalytic amount). The mixture was cooled in an ice bath and sodium triacetoxyborohydride (3.9g, 18.5mmol) was added portionwise. The resulting mixture was stirred at room temperature for 3.5 hours. The reaction was then diluted with methanol, applied to an scx ion exchange column and eluted with methanol and then a solution of ammonia in methanol (2M). The basic fractions were combined and evaporated under reduced pressure and the residue chromatographed on silica gel eluting with a mixture of 2M ammonia in methanol and dichloromethane (2.5:97.5 to 10:90) to afford the title compound (D3); MS (ES<sup>+</sup>) m/e 218 [M+H]<sup>+</sup>.

##### 30 Method C

A mixture of 5-(methyloxy)-1,3-dihydro-2*H*-inden-2-one (may be prepared as described in Description 2; 1.30g, 8mmol), and acetic acid (5ml) in dichloromethane (50ml) was stirred at 0°C and pyrrolidine (1.14g, 1.32ml, 16mmol) added. The mixture was stirred and allowed to reach room temperature over 15 minutes. Sodium triacetoxyborohydride (3.38g, 16mmol) was then added portionwise and the mixture stirred at room temperature for 2 hours. The reaction was washed with water and the aqueous layer extracted with dichloromethane (x2). The combined organic layers were dried over magnesium sulphate and evaporated. The brown oil was diluted with methanol then applied to an SCX ion exchange column and eluted with methanol and then a solution of ammonia in methanol (2M). The basic fractions were reduced to afford the title compound (D3) (1.24g, 71%); MS m/e 218 [M+H]<sup>+</sup>.

**Description 4****2-(1-Pyrrolidinyl)-2,3-dihydro-1*H*-inden-5-ol (D4)****Method A**

1-[5-(Methyloxy)-2,3-dihydro-1*H*-inden-2-yl]pyrrolidine (may be prepared as described in Description 3) (40mg, 0.18mmol) in dichloromethane (2ml) and treated dropwise with boron tribromide (0.37ml, 0.37mmol). The solution was stirred at room temperature for 18 hours and then quenched with water. The mixture was stirred for 20 minutes and then diluted with methanol, applied to an scx ion exchange column and eluted with methanol and then a solution of ammonia in methanol (2M). The basic fractions were reduced and the residue chromatographed on silica gel eluting with a mixture of ammonia in methanol and dichloromethane (3:97) to afford the title compound (D4) (15mg, 41%); MS (ES+) m/e 204 [M+H]<sup>+</sup>.

**Method B**

Boron tribromide (1M solution in dichloromethane) (11.4ml, 11.4mmol) was added dropwise to a solution of 1-[5-(methyloxy)-2,3-dihydro-1*H*-inden-2-yl]pyrrolidine (may be prepared as described in Description 3) (1.24g, 5.71mmol) in dichloromethane (15ml). The resulting mixture was stirred at room temperature under argon for 5 hours. The mixture was diluted with methanol, applied to an scx ion exchange column and eluted with methanol and then a solution of ammonia in methanol (2M). The basic fractions were evaporated under reduced pressure to afford the title compound (D4); MS (ES+) m/e 204 [M+H]<sup>+</sup>.

**Method C**

1-[5-(Methyloxy)-2,3-dihydro-1*H*-inden-2-yl]pyrrolidine (1.238g, 5.7mmol; may be prepared as described in Description 3) was dissolved in 48% aqueous hydrobromic acid (20ml) and the solution heated at reflux with stirring for 2 hours. After cooling the solution was evaporated and the residue re-evaporated from toluene (x3). The brown oil was purified on a 10g SCX ion exchange cartridge, eluting with methanol then 2M ammonia in methanol. The basic fractions were evaporated and the residue further purified by flash chromatography on silica gel eluting with a mixture of 2M ammonia in methanol and dichloromethane (4:96 - 10:90) to afford the title compound (D4) (550mg, 48%); MS m/e 204 [M+H]<sup>+</sup>.

**Description 5****1-[5-(Methyloxy)-2,3-dihydro-1*H*-inden-2-yl]hexahydro-1*H*-azepine (D5)**

A mixture of 5-(methyloxy)-1,3-dihydro-2*H*-inden-2-one (may be prepared as described in Description 2) (150mg, 0.93mmol), hexahydro-1*H*-azepine (0.209ml, 1.85mmol), acetic acid (1 drop, catalytic amount) and sodium triacetoxymethylborohydride (392mg, 1.85mmol) in dichloromethane (5ml) was stirred at room temperature for 18 hours. The reaction was then diluted with methanol, applied to an scx ion exchange column and eluted with methanol and then a solution of ammonia in methanol (2M). The basic fractions were combined and evaporated under reduced pressure and the residue

chromatographed on silica gel eluting with a mixture of 2M ammonia in methanol and dichloromethane (2:98) to afford the title compound (D5); MS (ES+) m/e 246 [M+H]<sup>+</sup>.

#### Description 6

##### 5 **(2R,5R)-2,5-Dimethyl-1-[5-(methyloxy)-2,3-dihydro-1H-inden-2-yl]pyrrolidine (D6)**

A mixture of 5-(methyloxy)-1,3-dihydro-2H-inden-2-one (may be prepared as described in Description 2) (150mg, 0.93mmol), (2R,5R)-2,5-dimethylpyrrolidine hydrochloride (251mg, 1.85mmol), triethylamine (0.256ml, 1.85mmol) and acetic acid (1 drop, catalytic amount) in dichloromethane (5ml) was stirred at room temperature for 30 minutes.

10 Sodium triacetoxyborohydride (392mg, 1.85mmol) was added and the mixture stirred at 40°C under argon for 4.5 hours. The reaction was then diluted with methanol, applied to an scx ion exchange column and eluted with methanol and then a solution of ammonia in methanol (2M). The basic fractions were combined and evaporated under reduced pressure to afford the title compound (D6); MS (ES+) m/e 246 [M+H]<sup>+</sup>.

15

#### Description 7

##### **2-(Hexahydro-1H-azepin-1-yl)-2,3-dihydro-1H-inden-5-ol (D7)**

Boron tribromide (1M solution in dichloromethane) (2.6ml, 2.6mmol) was added dropwise to a solution of 1-[5-(methyloxy)-2,3-dihydro-1H-inden-2-yl]hexahydro-1H-azepine (may be prepared as described in Description 5) (320mg, 1.3mmol) in dichloromethane (3ml). The resulting mixture was stirred at room temperature under argon for 4 hours. The mixture was diluted with methanol, applied to an scx ion exchange column and eluted with methanol and then a solution of ammonia in methanol (2M). The basic fractions were evaporated under reduced pressure to afford the title compound (D7); MS (ES+) m/e 232 [M+H]<sup>+</sup>.

25

#### Description 8

##### **2-[(2R,5R)-2,5-Dimethyl-1-pyrrolidinyl]-2,3-dihydro-1H-inden-5-ol (D8)**

Boron tribromide (1M solution in dichloromethane) (1.22ml, 1.22mmol) was added dropwise to a solution of (2R,5R)-2,5-dimethyl-1-[5-(methyloxy)-2,3-dihydro-1H-inden-2-yl]pyrrolidine (may be prepared as described in Description 6) (150mg, 0.61mmol) in dichloromethane (3ml). The resulting mixture was stirred at room temperature under argon for 1.5 hours. The mixture was diluted with methanol, applied to an scx ion exchange column and eluted with methanol and then a solution of ammonia in methanol (2M). The basic fractions were evaporated under reduced pressure to afford the title compound (D8); MS (ES+) m/e 232 [M+H]<sup>+</sup>.

35

#### Description 9

##### **2-Chloro-5-(1-pyrrolidinylcarbonyl)pyridine (D9)**

40 Pyrrolidine (0.533ml, 6.4mmol) was added to a solution of 6-chloro-3-pyridinecarbonyl chloride (350mg, 1.99mmol) in dichloromethane (6ml). The resulting mixture was stirred at room temperature for 24 hours. The reaction mixture was diluted with water (15ml)

and extracted with dichloromethane (x3). The dichloromethane layers were combined, dried under magnesium sulfate and evaporated under reduced pressure to afford the title compound (D9); MS (ES+) m/e 211 [M+H]<sup>+</sup>.

#### 5 Descriptions 10-11 (D10-D11)

The following descriptions were prepared from 6-chloro-3-pyridinecarbonyl chloride and the corresponding amine using an analogous method to that described in Description 9:

Description	Amine	MS (ES+) m/e [M+H] <sup>+</sup>
6-Chloro-3-pyridinecarboxamide (D10)	Ammonia	157
6-Chloro- <i>N</i> -(1-methylethyl)-3-pyridinecarboxamide (D11)	Isopropylamine	199

#### 10 Description 12

##### **6-Chloro-*N*-ethyl-3-pyridinecarboxamide (D12)**

Ethylamine (2M in tetrahydrofuran) (3.2ml, 6.4mmol) was added to a solution of 6-chloro-3-pyridinecarbonyl chloride (350mg, 1.99mmol) in dichloromethane (6ml). The resulting mixture was stirred at room temperature for 24 hours. Ethylamine (2M in tetrahydrofuran) (3.2ml, 6.4mmol) was added and the mixture stirred at room temperature for 72 hours. The reaction mixture was diluted with water (15ml) and extracted with dichloromethane (x3). The dichloromethane layers were combined, dried under magnesium sulfate and evaporated under reduced pressure to afford the title compound (D12); MS (ES+) m/e 185 [M+H]<sup>+</sup>.

20

#### Description 13

##### **6-Chloro-*N,N*-dimethyl-3-pyridinecarboxamide (D13)**

Dimethylamine (2M in tetrahydrofuran) (3.2ml, 6.4mmol) was added to a solution of 6-chloro-3-pyridinecarbonyl chloride (350mg, 1.99mmol) in dichloromethane (6ml). The resulting mixture was stirred at room temperature for 24 hours. Dimethylamine (2M in tetrahydrofuran) (3.2ml, 6.4mmol) was added and the mixture stirred at room temperature for 72 hours. The reaction mixture was diluted with water (15ml) and extracted with dichloromethane (x3). The dichloromethane layers were combined, dried under magnesium sulfate and evaporated under reduced pressure. The residue was chromatographed on silica gel eluting with a mixture of pentane and ethyl acetate (1:4) to afford the title compound (D13); MS (ES+) m/e 185 [M+H]<sup>+</sup>.

30

#### Description 14

##### **1-[5-(Methyloxy)-2,3-dihydro-1*H*-inden-2-yl]piperidine (D14)**

A mixture of 5-(methyloxy)-1,3-dihydro-2*H*-inden-2-one (may be prepared as described in Description 2) (250 mg, 1.08 mmol), piperidine (213  $\mu$ l, 2.16 mmol), sodium triacetoxyborohydride (458 mg, 2.16 mmol) and acetic acid (1 drop, catalytic amount) in dichloromethane (10 ml) was stirred at room temperature for 18 hours. The reaction was then diluted with methanol, applied to an SCX ion exchange column and eluted with methanol and then a solution of ammonia in methanol (2M). The basic fractions were combined and evaporated to give the title compound (D14) MS (ES+) m/e 231 [M+H]<sup>+</sup>.

#### Description 15

##### 2-(1-Piperidinyl)-2,3-dihydro-1*H*-inden-5-ol (D15)

A 1M solution of boron tribromide in dichloromethane (2.1 ml, 2.1 mmol) was added drop-wise to solution of 1-[5-(methyloxy)-2,3-dihydro-1*H*-inden-2-yl]piperidine (239 mg, 1.03 mmol; may be prepared as described in Description 14) in dichloromethane (2 ml) and the mixture stirred at room temperature for 3 hours. The mixture was purified on a 10 g SCX ion exchange column and eluted with methanol and then a solution of ammonia in methanol (2M). The basic fractions were combined and evaporated to give the title compound (D15) MS (ES+) m/e 218 [M+H]<sup>+</sup>.

#### Descriptions 16-17 (D16-D17)

Descriptions 16 and 17 (D16 & D17) were prepared using an analogous method to that described in Description 14 from 5-(methyloxy)-1,3-dihydro-2*H*-inden-2-one (may be prepared as described in Description 2) and the appropriate amine, as shown in the table below:

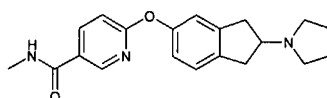
Product	Amine	MS Data
(2 <i>R</i> )-2-Methyl-1-[5-(methyloxy)-2,3-dihydro-1 <i>H</i> -inden-2-yl]pyrrolidine (D16)	(2 <i>R</i> )-2-methylpyrrolidine	MS (ES+) m/e 232 [M+H] <sup>+</sup> .
(2 <i>S</i> )-2-methyl-1-[5-(methyloxy)-2,3-dihydro-1 <i>H</i> -inden-2-yl]pyrrolidine (D17)	(2 <i>S</i> )-2-methylpyrrolidine	MS (ES+) m/e 232 [M+H] <sup>+</sup> .

#### Descriptions 18-19 (D18-D19)

Descriptions 18 and 19 (D18 & D19) were prepared using an analogous method to that described in Description 15 from appropriate starting material as shown in the table below:

Product	Starting Material	MS Data
2-[(2 <i>R</i> )-2-Methyl-1-pyrrolidinyl]-2,3-dihydro-1 <i>H</i> -inden-5-ol (D18)	(2 <i>R</i> )-2-Methyl-1-[5-(methyloxy)-2,3-dihydro-1 <i>H</i> -inden-2-yl]pyrrolidine (may be prepared as described in Description 16)	MS (ES+) m/e 218 [M+H] <sup>+</sup> .

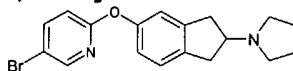
2-[(2 <i>S</i> )-2-Methyl-1-pyrrolidinyl]-2,3-dihydro-1 <i>H</i> -inden-5-ol (D19)	(2 <i>S</i> )-2-methyl-1-[5-(methyloxy)-2,3-dihydro-1 <i>H</i> -inden-2-yl]pyrrolidine (may be prepared as described in Description 17)	MS (ES+) m/e 218 [M+H] <sup>+</sup> .
--	---	--

**Example 1*****N*-Methyl-6-[[2-(1-pyrrolidinyl)-2,3-dihydro-1*H*-inden-5-yl]oxy]-3-pyridinecarboxamide (E1)**

5 2-(1-Pyrrolidinyl)-2,3-dihydro-1*H*-inden-5-ol (may be prepared as described in Description 4) (15mg, 0.074mmol) in dimethylformamide at room temperature was treated with sodium hydride (3.25mg, 60% in mineral oil). After 20 minutes 6-chloro-*N*-methyl-3-pyridinecarboxamide (14mg, 0.08mmol; may be prepared as described in Description 10 of

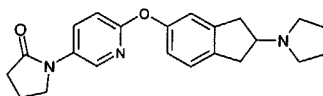
10 WO2004056369) was added and the mixture heated at 80°C for 4 hours. The mixture was then cooled to room temperature, applied to an scx ion exchange column and eluted with methanol and then a solution of ammonia in methanol (2M). The basic fractions were reduced and the residue chromatographed on silica gel eluting with a mixture of ammonia in methanol and dichloromethane (4:96) to afford the title compound (E1) (11mg, 44%); MS

15 (ES+) m/e 338 [M+H]<sup>+</sup>.

**Example 2****5-Bromo-2-[[2-(1-pyrrolidinyl)-2,3-dihydro-1*H*-inden-5-yl]oxy]pyridine (E2)**

20 A solution of 2-(1-pyrrolidinyl)-2,3-dihydro-1*H*-inden-5-ol (may be prepared as described in Description 4) (162 mg, 0.8 mmol) in dry dimethylformamide (5 ml) was treated with sodium hydride (34 mg, 0.84 mmol) and the resulting mixture stirred at room temperature for 90 minutes. 5-Bromo-2-chloropyridine (308 mg, 1.6 mmol) was added and the mixture heated at 90 °C for 18 hours. The mixture was purified on a 5g SCX ion

25 exchange cartridge. The basic fractions were combined and evaporated to afford the title compound (E2). MS (AP+) m/e 359 & 361 [M+H]<sup>+</sup>.

**Example 3****1-(6-[[2-(1-Pyrrolidinyl)-2,3-dihydro-1*H*-inden-5-yl]oxy]-3-pyridinyl)-2-pyrrolidinone (E3)**

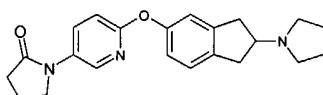
Copper I iodide (10 mg, 0.05 mmol) was added to a mixture of 5-bromo-2-[[2-(1-pyrrolidinyl)-2,3-dihydro-1*H*-inden-5-yl]oxy]pyridine (may be prepared as described in Example 2) (186 mg, 0.52 mmol), 2-pyrrolidinone (89 mg, 1.04 mmol), potassium



carbonate (258 mg, 1.87 mmol) and *N,N*-dimethyl-1,2-ethanediamine (5 mg, 0.05 mmol) in dioxan (5 ml) and the mixture was heated at reflux for 18 hours. The mixture was allowed to cool and was filtered through Celite. The filtrate was evaporated under reduced pressure and the residue purified by chromatography on silica gel eluting with a 1-19 mixture of 2M ammonia solution in methanol - dichloromethane to afford the title compound (E3) as a racemic mixture. MS (AP+) *m/e* 364 [M+H]<sup>+</sup>.

#### Example 4

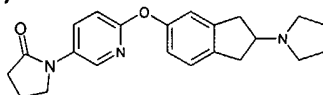
**(-)-Enantiomer 1-(6-{[2-(1-pyrrolidinyl)-2,3-dihydro-1*H*-inden-5-yl]oxy}-3-pyridinyl)-2-pyrrolidinone (E4)**



The racemic 1-(6-{[2-(1-pyrrolidinyl)-2,3-dihydro-1*H*-inden-5-yl]oxy}-3-pyridinyl)-2-pyrrolidinone (125 mg, 0.34 mmol) (may be prepared as described in Example 3) was separated on a 20 mm x 250 mm 10 micron chiralcel OD column eluting with 1-1 heptane – ethanol at a flow rate of 17 ml/min. The fraction containing above enantiomer was evaporated under reduced pressure to obtain the title compound (E4) which had an  $[\alpha]_D = -9.3^\circ$  at 28.9°C (MeOH). MS (AP+) *m/e* 364 [M+H]<sup>+</sup>. NMR (CDCl<sub>3</sub>)  $\delta$  8.27 (1H, m), 8.19 (1H, m), 7.18 (1H, m), 6.94-6.87 (3H, m), 3.84 (2H, t), 3.25-2.88 (5H, m), 2.80-2.55 (6H, m), 2.22 (2H, quintet), 1.86 (4H, m).

#### Example 5

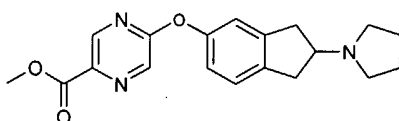
**(+)-Enantiomer of 1-(6-{[2-(1-pyrrolidinyl)-2,3-dihydro-1*H*-inden-5-yl]oxy}-3-pyridinyl)-2-pyrrolidinone (E5)**



The racemic 1-(6-{[2-(1-pyrrolidinyl)-2,3-dihydro-1*H*-inden-5-yl]oxy}-3-pyridinyl)-2-pyrrolidinone (125 mg, 0.34 mmol) (may be prepared as described in Example 3) was separated on a 20 mm x 250 mm 10 micron chiralcel OD column eluting with 1-1 heptane – ethanol at a flow rate of 17 ml/min. The fraction containing above enantiomer was evaporated under reduced pressure to obtain the title compound (E5) which had an  $[\alpha]_D = +8.6^\circ$  at 28.8°C (MeOH). MS (AP+) *m/e* 364 [M+H]<sup>+</sup>. NMR (CDCl<sub>3</sub>)  $\delta$  8.28 (1H, m), 8.18 (1H, m), 7.18 (1H, m), 6.94-6.87 (3H, m), 3.85 (2H, t), 3.25-2.88 (5H, m), 2.80-2.55 (6H, m), 2.23 (2H, quintet), 1.87 (4H, m).

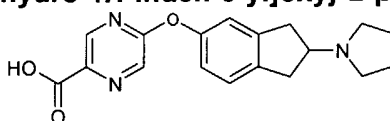
#### Example 6

**Methyl 5-{[2-(1-pyrrolidinyl)-2,3-dihydro-1*H*-inden-5-yl]oxy}-2-pyrazinecarboxylate (E6)**



Sodium hydride (12mg, 0.30mmol, 60% in mineral oil) was added to a solution of 2-(1-pyrrolidinyl)-2,3-dihydro-1*H*-inden-5-ol (may be prepared as described in Description 4) (50mg, 0.25mmol) in dimethylformamide (3ml) and the resulting mixture was stirred at room temperature for 20 minutes. Methyl 5-chloro-2-pyrazinecarboxylate (66mg, 0.38mmol) was added and the mixture heated at 90°C under argon for 16 hours. The mixture was then cooled to room temperature, applied to an scx ion exchange column and eluted with methanol and then a solution of ammonia in methanol (2M). The basic fractions were evaporated under reduced pressure to afford the title compound (E6); MS (ES+) *m/e* 340 [M+H]<sup>+</sup>.

10

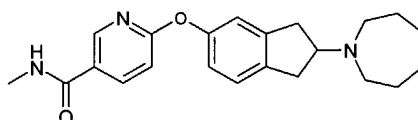
**Example 7****5-[[2-(1-Pyrrolidinyl)-2,3-dihydro-1*H*-inden-5-yl]oxy]-2-pyrazinecarboxylic acid (E7)**

Methyl 5-[[2-(1-pyrrolidinyl)-2,3-dihydro-1*H*-inden-5-yl]oxy]-2-pyrazinecarboxylate (may be prepared as described in Example 6) (62mg, 0.18mmol) was dissolved in ethanol (3ml), treated with 2M aqueous sodium hydroxide solution (0.28ml, 0.55mmol) and the resulting mixture was stirred at room temperature for 30 minutes. The mixture was diluted with methanol and applied to an scx ion exchange column and eluted with methanol and then a solution of ammonia in methanol (2M). The basic fractions were evaporated under reduced pressure to afford the title compound (E7); MS (ES+) *m/e* 326 [M+H]<sup>+</sup>.

20

**Example 8****6-[[2-(Hexahydro-1*H*-azepin-1-yl)-2,3-dihydro-1*H*-inden-5-yl]oxy]-*N*-methyl-3-pyridinecarboxamide (E8)**

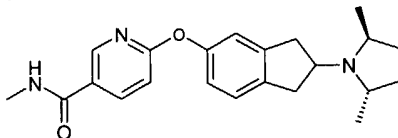
25



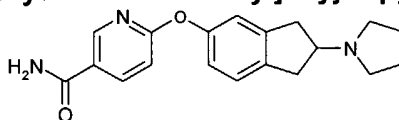
Sodium hydride (44mg, 1.1mmol, 60% in mineral oil) was added to a solution of 2-(hexahydro-1*H*-azepin-1-yl)-2,3-dihydro-1*H*-inden-5-ol (may be prepared as described in Description 7) (209mg, 0.9mmol) in dimethylformamide (4ml) and the resulting mixture was stirred at room temperature for 20 minutes. 6-Chloro-*N*-methyl-3-pyridinecarboxamide (187mg, 1.1mmol; may be prepared as described in Description 10 of WO2004056369) was added and the mixture heated at 90°C under argon for 18 hours. The mixture was then cooled to room temperature, applied to an scx ion exchange column and eluted with methanol and then a solution of ammonia in methanol (2M). The basic fractions were evaporated under reduced pressure and the residue chromatographed on silica gel eluting with a mixture of 2M ammonia in methanol and dichloromethane (5:95). The resulting compound was purified on the mass directed autoprep to afford the title compound (E8); MS (ES+) *m/e* 366 [M+H]<sup>+</sup>.

30

35

**Example 9****6-({2-[(2*R*,5*R*)-2,5-dimethyl-1-pyrrolidinyl]-2,3-dihydro-1*H*-inden-5-yl}oxy)-*N*-methyl-3-pyridinecarboxamide (E9)**

5 Sodium hydride (22mg, 0.55mmol, 60% in mineral oil) was added to a solution of 2-[(2*R*,5*R*)-2,5-dimethyl-1-pyrrolidinyl]-2,3-dihydro-1*H*-inden-5-ol (may be prepared as described in Description 8) (105mg, 0.45mmol) in dimethylformamide (4ml) and the resulting mixture was stirred at room temperature for 20 minutes. 6-Chloro-*N*-methyl-3-pyridinecarboxamide (93mg, 0.55mmol; may be prepared as described in Description 10 of WO2004056369) was added and the mixture heated at 90°C under argon for 21 hours. The mixture was then cooled to room temperature, applied to an scx ion exchange column and eluted with methanol and then a solution of ammonia in methanol (2M). The basic fractions were evaporated under reduced pressure and the residue purified on the mass directed autoprep to afford the title compound (E9); MS (ES+) *m/e* 366 [M+H]<sup>+</sup>.

**Example 10****6-{[2-(1-Pyrrolidinyl)-2,3-dihydro-1*H*-inden-5-yl]oxy}-3-pyridinecarboxamide (E10)**

20 Sodium hydride (12mg, 0.30mmol, 60% in mineral oil) was added to a solution of 2-(1-pyrrolidinyl)-2,3-dihydro-1*H*-inden-5-ol (may be prepared as described in Description 4) (50mg, 0.25mmol) in dimethylformamide (3ml) and the resulting mixture was stirred at room temperature for 20 minutes. 6-Chloro-3-pyridinecarboxamide (may be prepared as described in Description 10) (60mg, 0.38mmol) was added and the mixture heated at 90°C under argon for 72 hours. The mixture was then cooled to room temperature, applied to an scx ion exchange column and eluted with methanol and then a solution of ammonia in methanol (2M). The basic fractions were evaporated under reduced pressure and the residue purified on the mass directed autoprep to afford the title compound (E10); MS (ES+) *m/e* 324 [M+H]<sup>+</sup>.

30

**Examples 11-14 (E11-E14)**

The following examples were prepared from 2-(1-pyrrolidinyl)-2,3-dihydro-1*H*-inden-5-ol (may be prepared as described in Description 4) and the corresponding chloropyridine for the stated heating time using an analogous method to that described in Example 10:

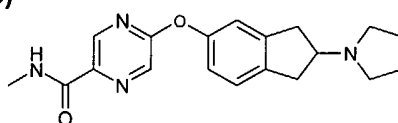
35

Example	Chloropyridine	Heating time	MS (ES+) <i>m/e</i> [M+H] <sup>+</sup>
---------	----------------	--------------	--

<i>N</i> -(1-Methylethyl)-6- {[2-(1-pyrrolidinyl)-2,3- dihydro-1 <i>H</i> -inden-5- yl]oxy}-3- pyridinecarboxamide (E11)	6-Chloro- <i>N</i> -(1-methylethyl)- 3-pyridinecarboxamide (may be prepared as described in Description 11)	72 hours	366
5-(1- Pyrrolidinylcarbonyl)-2- {[2-(1-pyrrolidinyl)-2,3- dihydro-1 <i>H</i> -inden-5- yl]oxy}pyridine (E12)	2-Chloro-5-(1- pyrrolidinylcarbonyl)pyridine (may be prepared as described in Description 9)	72 hours	378
<i>N</i> -Ethyl-6-{[2-(1- pyrrolidinyl)-2,3- dihydro-1 <i>H</i> -inden-5- yl]oxy}-3- pyridinecarboxamide (E13)	6-Chloro- <i>N</i> -ethyl-3- pyridinecarboxamide (may be prepared as described in Description 12)	18 hours	352
<i>N,N</i> -Dimethyl-6-{[2-(1- pyrrolidinyl)-2,3- dihydro-1 <i>H</i> -inden-5- yl]oxy}-3- pyridinecarboxamide (E14)	6-Chloro- <i>N,N</i> -dimethyl-3- pyridinecarboxamide (may be prepared as described in Description 13)	18 hours	352

### Example 15

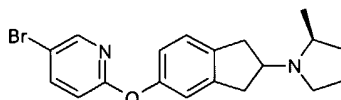
***N*-Methyl-5-[[2-(1-pyrrolidinyl)-2,3-dihydro-1*H*-inden-5-yl]oxy}-2-pyrazinecarboxamide (E15)**



5 5-[[2-(1-Pyrrolidinyl)-2,3-dihydro-1*H*-inden-5-yl]oxy]-2-pyrazinecarboxylic acid (may be prepared as described in Example 7) (58mg, 0.18mmol) was dissolved in dichloromethane (3ml), treated with N,N'-carbonyldiimidazole (58mg, 0.36mmol) and the resulting mixture heated at 40°C under argon for 2 hours and then stirred at room  
10 temperature under argon for 72 hours. Methylamine (2M solution in tetrahydrofuran) (0.36ml, 0.72mmol) was added and the mixture stirred at room temperature for 2 hours. The mixture was diluted with methanol and applied to an scx ion exchange column and eluted with methanol and then a solution of ammonia in methanol (2M). The basic fractions were evaporated under reduced pressure and the residue purified on the mass directed  
15 autoprep to afford the title compound (E15); MS (ES+) m/e 339 [M+H]<sup>+</sup>.

### Example 16

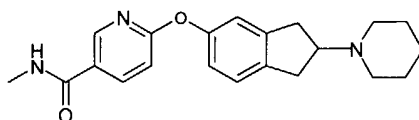
**5-Bromo-2-({2-[(2S)-2-methyl-1-pyrrolidinyl]-2,3-dihydro-1H-inden-5-yl}oxy)pyridine (E16)**



This compound was prepared from 2-[(2S)-2-Methyl-1-pyrrolidinyl]-2,3-dihydro-1H-inden-5-ol (may be prepared as described in Description 19) using an analogous method to that described in Example 2. MS (ES+) m/e 373 & 375 [M+H]<sup>+</sup>.

**Example 17**

**N-methyl-6-{{2-[(1-piperidinyl)-2,3-dihydro-1H-inden-5-yl]oxy}-3-pyridine carboxamide (E17)**



Sodium hydride (58 mg of a 60% dispersion in mineral oil, 1.4 mmol) was added to a solution of 2-(1-piperidinyl)-2,3-dihydro-1H-inden-5-ol (250 mg, 1.2 mmol; may be prepared as described in Description 15) in dimethylformamide (4 ml) and the mixture was stirred at room temperature for 20 minutes. 6-Chloro-N-methyl-3-pyridinecarboxamide (357 mg, 1.4 mmol; may be prepared as described in Description 10 of WO2004056369) was added and the mixture heated at 90 °C for 18 hours. The mixture was allowed to cool to room temperature and purified on a 10 g SCX ion exchange column and eluted with methanol and then a solution of ammonia in methanol (2M). The basic fractions were combined and evaporated. The residue was purified by column chromatography on silica eluting with 95-5 dichloromethane – 2M ammonia in methanol solution. Fractions containing the product were combined and evaporated to give the title compound (E17). MS (ES+) m/e 352 [M+H]<sup>+</sup>.

**Examples 18-19 (E18-E19)**

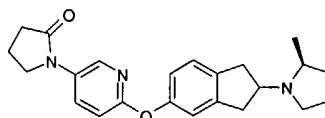
Examples 18 and 19 (E18 & E19) were prepared using an analogous method to that described in Example 17 from the appropriate starting material as shown in the table below:

Product	Starting Material	MS Data
N-methyl-6-({2-[(2R)-2-methyl-1-pyrrolidinyl]-2,3-dihydro-1H-inden-5-yl}oxy)-3-pyridinecarboxamide (E18)	2-[(2R)-2-Methyl-1-pyrrolidinyl]-2,3-dihydro-1H-inden-5-ol (may be prepared as described in Description 18)	MS (ES+) m/e 352 [M+H] <sup>+</sup> .
N-methyl-6-({2-[(2S)-2-methyl-1-pyrrolidinyl]-2,3-dihydro-1H-inden-5-yl}oxy)-3-pyridinecarboxamide (E19)	2-[(2S)-2-Methyl-1-pyrrolidinyl]-2,3-dihydro-1H-inden-5-ol (may be prepared as described in Description	MS (ES+) m/e 352 [M+H] <sup>+</sup> .

19)

**Example 20**

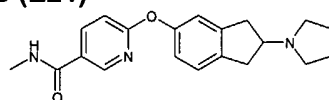
**1-[6-({2-[(2*S*)-2-Methyl-1-pyrrolidinyl]-2,3-dihydro-1*H*-inden-5-yl}oxy)-3-pyridinyl]-2-pyrrolidinone (E20)**



Example 20 was prepared using an analogous method to that described in Example 3 from 5-bromo-2-({2-[(2*S*)-2-methyl-1-pyrrolidinyl]-2,3-dihydro-1*H*-inden-5-yl}oxy)pyridine (may be prepared as described in Example 16). MS (ES<sup>+</sup>) *m/e* 378 [M+H]<sup>+</sup>.

**Example 21**

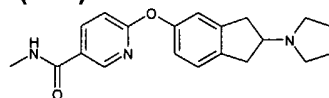
**(+)-Enantiomer *N*-methyl-6-{{2-[(1-pyrrolidinyl)-2,3-dihydro-1*H*-inden-5-yl]oxy}-3-pyridinecarboxamide (E21)**



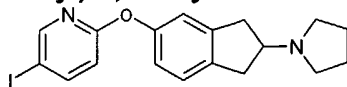
The racemic *N*-methyl-6-{{2-[(1-pyrrolidinyl)-2,3-dihydro-1*H*-inden-5-yl]oxy}-3-pyridinecarboxamide (may be prepared as described in Example 1) was separated on a 250 mm x 21.2 mm 10 micron particle size chiralcel OD column (pre-packed column purchased from Chiral Technologies) eluting with heptane:ethanol (90-10 v/v ratio; pump mixed) at a flow rate of 17 ml/min. Injection volume was 0.9ml and detection was by U.V absorbance at 254nm. The fraction containing the above enantiomer was evaporated under reduced pressure to obtain the title compound (E21) which had an  $[\alpha]_D^{25} = +84.4^\circ$  (MeOH) MS (ES<sup>+</sup>) *m/e* 338 [M+H]<sup>+</sup>.

**Example 22**

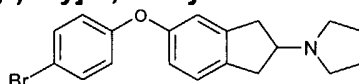
**(-)-Enantiomer *N*-methyl-6-{{2-[(1-pyrrolidinyl)-2,3-dihydro-1*H*-inden-5-yl]oxy}-3-pyridinecarboxamide (E22)**



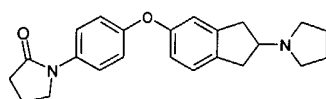
The racemic *N*-methyl-6-{{2-[(1-pyrrolidinyl)-2,3-dihydro-1*H*-inden-5-yl]oxy}-3-pyridinecarboxamide (may be prepared as described in Example 1) was separated on a 250 mm x 21.2 mm 10 micron particle size chiralcel OD column (pre-packed column purchased from Chiral Technologies) eluting with heptane:ethanol (90-10 v/v ratio; pump mixed) at a flow rate of 17 ml/min. Injection volume was 0.9ml and detection was by U.V absorbance at 254nm. The fraction containing the above enantiomer was evaporated under reduced pressure to obtain the title compound (E22) which had an  $[\alpha]_D^{25} = -50.0^\circ$  (MeOH) MS (ES<sup>+</sup>) *m/e* 338 [M+H]<sup>+</sup>.

**Example 23****5-Iodo-2-[[2-(1-pyrrolidinyl)-2,3-dihydro-1H-inden-5-yl]oxy]pyridine**

A mixture of 2-(1-pyrrolidinyl)-2,3-dihydro-1H-inden-5-ol (may be prepared as described in Description 4) (406mg, 2mmol), potassium carbonate (828mg, 6mmol) and 2-chloro-5-iodopyridine (574mg, 2.4mmol) in dry dimethylformamide (5 ml) was heated at 150 °C in an Emrys Optimiser microwave for 7 hours. Potassium carbonate (414mg, 3mmol) was added and heating at 150 °C in an Emrys Optimiser microwave continued for a further 4 hours. The mixture was filtered through Celite and the filtrate evaporated. The residue was purified on a 10g SCX ion exchange cartridge, eluting with methanol then 2M ammonia in methanol. The basic fractions were evaporated and the residue further purified by flash chromatography on silica gel eluting with a mixture of 2M ammonia in methanol and dichloromethane (1:99 - 5:95) to afford the title compound (E23) as a light brown solid (248mg, 31%); NMR (CDCl<sub>3</sub>) δ 8.35 (1H, d), 7.89 (1H, d), 7.18 (1H, d), 6.93 (1H, d) 6.87 (1H,dd), 3.14-2.89 (5H, m), 2.62 (4H, m), 1.88-1.82 (4H, m).

**Example 24****1-{5-[(4-Bromophenyl)oxy]-2,3-dihydro-1H-inden-2-yl}pyrrolidine (E24)**

A mixture of 2-(1-pyrrolidinyl)-2,3-dihydro-1H-inden-5-ol (may be prepared as described in Description 4) (87mg, 0.43mmol), 4-bromophenylboronic acid (86mg, 0.43mmol), copper(II) acetate (116mg, 0.64mmol), triethylamine (300ul, 2.14mmol) and powdered 4A molecular sieve (200mg) was stirred in dichloromethane (3ml) at room temperature for 17 hours. 4-Bromophenylboronic acid (17mg, 0.09mmol) was added and stirring continued for a further 72 hours. Dichloromethane was added and the mixture filtered through Celite and the filtrate evaporated. The residue was purified on a 5g SCX ion exchange cartridge, eluting with methanol then 2M ammonia in methanol. The basic fractions were evaporated and the residue further purified by flash chromatography on silica gel eluting with a mixture of 2M ammonia in methanol and dichloromethane (4:96) to afford the title compound (E24). (45mg, 29%) MS m/e 360, 361 [M+H]<sup>+</sup>.

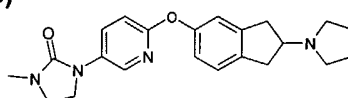
**Example 25****1-(4-{[2-(1-Pyrrolidinyl)-2,3-dihydro-1H-inden-5-yl]oxy}phenyl)-2-pyrrolidinone (E25)**

1-{5-[(4-Bromophenyl)oxy]-2,3-dihydro-1H-inden-2-yl}pyrrolidine (45mg, 0.126mmol; may be prepared as described in Example 24), 2-pyrrolidinone (22mg, 0.252mmol), copper(I) iodide (3mg, 0.013mmol), N,N'-dimethylethylenediamine (1.5mg, 0.013mmol) and potassium carbonate (63mg, 0.452mmol) were suspended in 1,4-dioxan (2ml) and

heated at 150 °C in an Emrys Optimiser microwave for 24 hours. The mixture was filtered through Celite and the filtrate evaporated. The residue was purified by flash chromatography eluting with a mixture of 2M ammonia in methanol and dichloromethane (4:96). The product was dissolved in dichloromethane and 1M hydrogen chloride in diethyl ether (1ml) added and the mixture stirred for 5 minutes. The solvent was evaporated and the residue treated with diethyl ether, stirred for 5 minutes and the solvent decanted. The solid was dried *in vacuo* to afford the title compound (E25). (5mg, 11%) MS m/e 363 [M+H]<sup>+</sup>.

## 10 Example 26

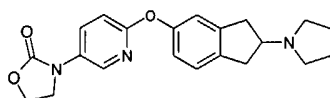
### 1-Methyl-3-(6-{{2-(1-pyrrolidinyl)-2,3-dihydro-1H-inden-5-yl}oxy}-3-pyridinyl)-2-imidazolidinone (E26)



5-Iodo-2-{{2-(1-pyrrolidinyl)-2,3-dihydro-1H-inden-5-yl}oxy}pyridine (100mg, 0.25mmol; may be prepared as described in Example 23), 1-methyl-2-imidazolidinone (50mg, 0.5mmol), copper(I) iodide (5mg, 0.025mmol), N,N'-dimethylethylenediamine (3mg, 0.025mmol) and potassium carbonate (122mg, 0.88mmol) were suspended in 1,4-dioxan (4ml) and heated at 150 °C in an Emrys Optimiser microwave for 5 hours. The mixture was filtered through Celite and the filtrate evaporated. The residue was purified by flash chromatography eluting with a mixture of 2M ammonia in methanol and dichloromethane (4:96). The product was dissolved in dichloromethane and 1M hydrogen chloride in diethyl ether (1ml) added and the mixture stirred for 5 minutes. The solvent was evaporated and the residue treated with diethyl ether, stirred for 5 minutes and the solvent decanted. The solid was dried *in vacuo* to afford the title compound (E26). (34mg, 36%) MS m/e 379 [M+H]<sup>+</sup>.

## Example 27

### 3-(6-{{2-(1-Pyrrolidinyl)-2,3-dihydro-1H-inden-5-yl}oxy}-3-pyridinyl)-1,3-oxazolidin-2-one (E27)



5-Iodo-2-{{2-(1-pyrrolidinyl)-2,3-dihydro-1H-inden-5-yl}oxy}pyridine (100mg, 0.25mmol; may be prepared as described in Example 23), 2-oxazolidone (44mg, 0.5mmol), copper(I) iodide (5mg, 0.025mmol), N,N'-dimethylethylenediamine (3mg, 0.025mmol) and potassium carbonate (122mg, 0.88mmol) were suspended in 1,4-dioxan (4ml) and heated at 150 °C in an Emrys Optimiser microwave for 8 hours. The mixture was filtered through Celite and the filtrate evaporated. The residue was purified twice by flash chromatography eluting with a mixture of 2M ammonia in methanol and dichloromethane (4:96). The product was dissolved in dichloromethane and 1M hydrogen chloride in diethyl ether (1ml) added and the mixture stirred for 5 minutes. The solvent was evaporated and the residue treated with diethyl ether, stirred for 5 minutes and the



solvent decanted. The solid was dried *in vacuo* to afford the title compound (E27). (9mg, 10%) MS m/e 366 [M+H]<sup>+</sup>.

5 All publications, including but not limited to patents and patent applications, cited in this specification are herein incorporated by reference as if each individual publication were specifically and individually indicated to be incorporated by reference herein as though fully set forth.

### Biological Data

10 A membrane preparation containing histamine H3 receptors may be prepared in accordance with the following procedures:

#### (i) Generation of histamine H3 cell line

15 DNA encoding the human histamine H3 gene (Huvar, A. *et al.* (1999) Mol. Pharmacol. **55(6)**, 1101-1107) was cloned into a holding vector, pCDNA3.1 TOPO (InVitrogen) and its cDNA was isolated from this vector by restriction digestion of plasmid DNA with the enzymes BamH1 and Not-1 and ligated into the inducible expression vector pGene (InVitrogen) digested with the same enzymes. The GeneSwitch™ system (a system where in transgene expression is switched off in the absence of an inducer and switched on in the presence of an inducer) was performed as described in US Patent nos: 20 5,364,791; 5,874,534; and 5,935,934. Ligated DNA was transformed into competent DH5α E. coli host bacterial cells and plated onto Luria Broth (LB) agar containing Zeocin™ (an antibiotic which allows the selection of cells expressing the sh ble gene which is present on pGene and pSwitch) at 50µg ml<sup>-1</sup>. Colonies containing the re-ligated 25 plasmid were identified by restriction analysis. DNA for transfection into mammalian cells was prepared from 250ml cultures of the host bacterium containing the pGeneH3 plasmid and isolated using a DNA preparation kit (Qiagen Midi-Prep) as per manufacturers guidelines (Qiagen).

30 CHO K1 cells previously transfected with the pSwitch regulatory plasmid (InVitrogen) were seeded at 2x10e6 cells per T75 flask in Complete Medium, containing Hams F12 (GIBCOBRL, Life Technologies) medium supplemented with 10% v/v dialysed foetal bovine serum, L-glutamine, and hygromycin (100µg ml<sup>-1</sup>), 24 hours prior to use. Plasmid DNA was transfected into the cells using Lipofectamine plus according to the manufacturers guidelines (InVitrogen). 48 hours post transfection cells were placed into 35 complete medium supplemented with 500µg ml<sup>-1</sup> Zeocin™.

10-14 days post selection 10nM Mifepristone (InVitrogen), was added to the culture medium to induce the expression of the receptor. 18 hours post induction cells were detached from the flask using ethylenediamine tetra-acetic acid (EDTA; 1:5000; InVitrogen), following several washes with phosphate buffered saline pH 7.4 and 40 resuspended in Sorting Medium containing Minimum Essential Medium (MEM), without phenol red, and supplemented with Earles salts and 3% Foetal Clone II (Hyclone). Approximately 1x 10e7 cells were examined for receptor expression by staining with a

rabbit polyclonal antibody, 4a, raised against the N-terminal domain of the histamine H3 receptor, incubated on ice for 60 minutes, followed by two washes in sorting medium. Receptor bound antibody was detected by incubation of the cells for 60 minutes on ice with a goat anti rabbit antibody, conjugated with Alexa 488 fluorescence marker  
5 (Molecular Probes). Following two further washes with Sorting Medium, cells were filtered through a 50µm Filcon™ (BD Biosciences) and then analysed on a FACS Vantage SE Flow Cytometer fitted with an Automatic Cell Deposition Unit. Control cells were non-induced cells treated in a similar manner. Positively stained cells were sorted as single cells into 96-well plates, containing Complete Medium containing 500µg ml<sup>-1</sup>  
10 Zeocin™ and allowed to expand before reanalysis for receptor expression via antibody and ligand binding studies. One clone, 3H3, was selected for membrane preparation.

**(ii) Membrane preparation from cultured cells**

All steps of the protocol are carried out at 4°C and with pre-cooled reagents. The cell  
15 pellet is resuspended in 10 volumes of buffer A2 containing 50mM N-2-hydroxyethylpiperazine-N'-2-ethanesulfonic acid (HEPES) (pH 7.40) supplemented with 10e-4M leupeptin (acetyl-leucyl-leucyl-arginal; Sigma L2884), 25µg/ml bacitracin (Sigma B0125), 1mM ethylenediamine tetra-acetic acid (EDTA), 1mM phenylmethylsulfonyl fluoride (PMSF) and 2x10e-6M pepstain A (Sigma). The cells are then homogenised by  
20 2 x 15 second bursts in a 1 litre glass Waring blender, followed by centrifugation at 500g for 20 minutes. The supernatant is then spun at 48,000g for 30 minutes. The pellet is resuspended in 4 volumes of buffer A2 by vortexing for 5 seconds, followed by homogenisation in a Dounce homogeniser (10-15 strokes). At this point the preparation is aliquoted into polypropylene tubes and stored at -70°C.

25

**(iii) Generation of histamine H1 cell line**

The human H1 receptor was cloned using known procedures described in the literature [Biochem. Biophys. Res. Commun. 1994, 201(2), 894]. Chinese hamster ovary cells stably expressing the human H1 receptor were generated according to known  
30 procedures described in the literature [Br. J. Pharmacol. 1996, 117(6), 1071].

Compounds of the invention may be tested for in vitro biological activity in accordance with the following assays:

**35 (II) Histamine H3 functional antagonist assay**

For each compound being assayed, in a solid white 384 well plate, is added:-

- (a) 0.5µl of test compound diluted to the required concentration in DMSO (or 0.5µl DMSO as a control);  
(b) 30µl bead/membrane/GDP mix prepared by mixing Wheat Germ Agglutinin  
40 Polystyrene LeadSeeker® (WGA PS LS) scintillation proximity assay (SPA) beads with membrane (prepared in accordance with the methodology described above) and diluting in assay buffer (20mM N-2-Hydroxyethylpiperazine-N'-2-ethanesulfonic acid (HEPES) +

- 100mM NaCl + 10mM MgCl<sub>2</sub>, pH7.4 NaOH) to give a final volume of 30μl which contains 5μg protein and 0.25mg bead per well, incubating at room temperature for 60 minutes on a roller and, just prior to addition to the plate, adding 10μM final concentration of guanosine 5' diphosphate (GDP) (Sigma; diluted in assay buffer);
- 5 (c) 15μl 0.38nM [<sup>35</sup>S]-GTPγS (Amersham; Radioactivity concentration=37MBq/ml; Specific activity=1160Ci/mmol), histamine (at a concentration that results in the final assay concentration of histamine being EC<sub>80</sub>).
- After 2-6 hours, the plate is centrifuged for 5 min at 1500 rpm and counted on a Viewlux counter using a 613/55 filter for 5 min/plate. Data is analysed using a 4-parameter
- 10 logistical equation. Basal activity used as minimum i.e. histamine not added to well.

### (III) Histamine H1 functional antagonist assay

- Compounds are assayed in a black walled clear bottom 384-well plate with cells seeded at 10000 cells/well. Tyrodes buffer is used throughout (NaCl 145 mM, KCl 2.5 mM,
- 15 HEPES 10mM, glucose 10mM, MgCl<sub>2</sub> 1.2 mM, CaCl<sub>2</sub> 1.5 mM, probenecid 2.5 mM, pH adjusted to 7.40 with NaOH 1.0 M). Each well is treated with 10 μl of a solution of FLUO4AM (10 μM in Tyrodes buffer at pH 7.40) and plates are then incubated for 60 minutes at 37°C. Wells are then washed with Tyrodes buffer using a EMBLA cell washer system, leaving 40μl buffer in each well, and then treated with 10μl of test compound in
- 20 Tyrodes buffer. Each plate is incubated for 30min to allow equilibration of the test compound with the receptor. Each well is then treated with 10μl of histamine solution in Tyrodes buffer.
- Functional antagonism is indicated by a suppression of histamine induced increase in fluorescence, as measured by the FLIPR system (Molecular Devices). By means of
- 25 concentration effect curves, functional potencies are determined using standard pharmacological mathematical analysis.

### Results

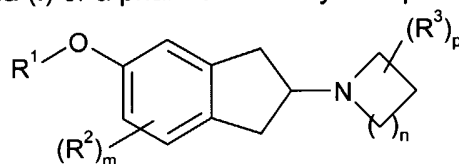
- Hydrochloride salts of the compounds of Examples E1, E3-E5, E8-E15, E17-E22 and
- 30 E25-E27 were tested in the histamine H3 functional antagonist assay. The results are expressed as functional pK<sub>i</sub> (fpK<sub>i</sub>) values. A functional pK<sub>i</sub> is the negative logarithm of the antagonist equilibrium dissociation constant as determined in the H3 functional antagonist assay using membrane prepared from cultured H3 cells. The results given are averages of a number of experiments. The salts exhibited antagonism > 7.5 fpK<sub>i</sub>.
- 35 More particularly, the hydrochloride salts of the compounds of Examples 3, 4, 12, 20 and 22 exhibited antagonism > 9.0 fpK<sub>i</sub>.

- Hydrochloride salts of the compounds of Examples E1, E3-E5, E8-E15, E17-E22 and E25-E27 were tested in the histamine H1 functional antagonist assay. The results are
- 40 expressed as functional pK<sub>i</sub> (fpK<sub>i</sub>) values and are averages of a number of experiments. The functional pK<sub>i</sub> may be derived from the negative logarithm of the pIC<sub>50</sub> (concentration producing 50% inhibition) in the H1 functional antagonist assay according

to the Cheng-Prusoff equation (Cheng, Y.C. and Prusoff, W. H., 1973, Biochem. Pharmacol. 22, 3099-3108.). All compounds tested exhibited antagonism  $< 6.0$  fpK<sub>i</sub>.

## CLAIMS

1. A compound of formula (I) or a pharmaceutically acceptable salt thereof:



(I)

wherein:

$R^1$  represents  $-C_{3-6}$  alkyl,  $-X-C_{3-8}$  cycloalkyl,  $-X$ -aryl,  $-X$ -heterocyclyl,  $-X$ -heteroaryl,  $-X-C_{3-8}$  cycloalkyl- $Y-C_{3-8}$  cycloalkyl,  $-X-C_{3-8}$  cycloalkyl- $Y$ -aryl,  $-X-C_{3-8}$  cycloalkyl- $Y$ -heteroaryl,  $-X-C_{3-8}$  cycloalkyl- $Y$ -heterocyclyl,  $-X$ -aryl- $Y-C_{3-8}$  cycloalkyl,  $-X$ -aryl- $Y$ -aryl,  $-X$ -aryl- $Y$ -heteroaryl,  $-X$ -aryl- $Y$ -heterocyclyl,  $-X$ -heteroaryl- $Y-C_{3-8}$  cycloalkyl,  $-X$ -heteroaryl- $Y$ -aryl,  $-X$ -heteroaryl- $Y$ -heteroaryl,  $-X$ -heteroaryl- $Y$ -heterocyclyl,  $-X$ -heterocyclyl- $Y-C_{3-8}$  cycloalkyl,  $-X$ -heterocyclyl- $Y$ -aryl,  $-X$ -heterocyclyl- $Y$ -heteroaryl,  $-X$ -heterocyclyl- $Y$ -heterocyclyl;

$X$  represents a bond or  $C_{1-6}$  alkyl;

$Y$  represents a bond,  $C_{1-6}$  alkyl, CO, CONH,  $COC_{2-6}$  alkenyl, O,  $SO_2$  or  $NHCOC_{1-6}$  alkyl;

$R^2$  represents halogen,  $C_{1-6}$  alkyl,  $C_{1-6}$  alkoxy, cyano, amino or;

$m$  represents an integer from 0 to 2;

$n$  represents an integer from 1 to 4;

$R^3$  represents hydrogen, fluorine or  $-C_{1-3}$  alkyl;

$p$  represents an integer from 0 to 2;

wherein said alkyl, cycloalkyl, aryl, heteroaryl and heterocyclyl groups of  $R^1$  may be optionally substituted by one or more substituents (e.g. 1, 2 or 3) which may be the same or different, and which are selected from the group consisting of halogen, hydroxy, cyano, nitro,  $=O$ ,  $haloC_{1-6}$  alkyl,  $haloC_{1-6}$  alkoxy,  $C_{1-6}$  alkyl,  $C_{1-6}$  alkoxy, aryl $C_{1-6}$  alkoxy,  $C_{1-6}$  alkylthio,  $C_{1-6}$  alkoxy $C_{1-6}$  alkyl,  $C_{3-7}$  cycloalkyl $C_{1-6}$  alkoxy,  $C_{1-6}$  alkanoyl,  $C_{1-6}$  alkoxycarbonyl,  $C_{1-6}$  alkylsulfonyl,  $C_{1-6}$  alkylsulfinyl,  $C_{1-6}$  alkylsulfonyloxy,  $C_{1-6}$  alkylsulfonyl $C_{1-6}$  alkyl, sulfonyl, arylsulfonyl, arylsulfonyloxy, arylsulfonyl $C_{1-6}$  alkyl, aryloxy,  $C_{1-6}$  alkylsulfonamido,  $C_{1-6}$  alkylamino,  $C_{1-6}$  alkylamido,  $-R^4$ ,  $-CO_2R^4$ ,  $-COR^4$ ,  $C_{1-6}$  alkylsulfonamido $C_{1-6}$  alkyl,  $C_{1-6}$  alkylamido $C_{1-6}$  alkyl, arylsulfonamido, arylcarboxamido, arylsulfonamido $C_{1-6}$  alkyl, arylcarboxamido $C_{1-6}$  alkyl, aroyl, aroyl $C_{1-6}$  alkyl, aryl $C_{1-6}$  alkanoyl, or a group  $-NR^5R^6$ ,  $-C_{1-6}$  alkyl- $NR^5R^6$ ,  $-C_{3-8}$  cycloalkyl- $NR^5R^6$ ,  $-CONR^5R^6$ ,  $-NR^5COR^6$ ,  $-NR^5SO_2R^6$ ,  $-OCONR^5R^6$ ,  $-NR^5CO_2R^6$ ,  $-NR^4CONR^5R^6$  or  $-SO_2NR^5R^6$  (wherein  $R^4$ ,  $R^5$  and  $R^6$  independently represent hydrogen,  $C_{1-6}$  alkyl,  $-C_{3-8}$  cycloalkyl,  $-C_{1-6}$  alkyl- $C_{3-8}$  cycloalkyl, aryl, heterocyclyl or heteroaryl or  $-NR^5R^6$  may represent a nitrogen containing heterocyclyl group, wherein said  $R^4$ ,  $R^5$  and  $R^6$  groups may be optionally substituted by one or more substituents (e.g. 1, 2 or 3) which may be the same or different, and which are selected from the group consisting of halogen, hydroxy,  $C_{1-6}$  alkyl,  $C_{1-6}$  alkoxy, cyano, amino,  $=O$  or  $haloC_{1-6}$  alkyl) provided that where  $R^1$  represents  $-C_{3-6}$  alkyl,  $R^1$  is not substituted by hydroxy,  $C_{1-6}$  alkoxycarbonyl or  $-CO_2R^4$ ; or solvates thereof.

2. A compound according to claim 1, wherein R<sup>1</sup> represents -X-aryl, -X-aryl-Y-heterocyclyl, -X-heterocyclyl-Y-heterocyclyl, -X-heteroaryl or -X-heteroaryl-Y-heterocyclyl.
- 5 3. A compound according to claim 2, wherein R<sup>1</sup> represents:  
-X-heteroaryl optionally substituted by a -CONR<sup>6</sup>R<sup>7</sup> group, a -CO<sub>2</sub>R<sup>4</sup> group or a halogen atom; or  
-X-heteroaryl-Y-heterocyclyl optionally substituted on the heterocyclic group by  
10 an oxo group and/or an -R<sup>4</sup> group.
4. A compound according to any preceding claim, wherein X represents a bond.
5. A compound according to any preceding claim, wherein Y represents a bond or  
15 CO.
6. A compound according to any preceding claim, wherein m represents 0.
7. A compound according to any preceding claim, wherein n represents 2.
- 20 8. A compound according to any preceding claim wherein p represents 0.
9. A compound according to claim 1 which is a compound of formula E1-27 or a pharmaceutically acceptable salt or solvate thereof.
- 25 10. A pharmaceutical composition which comprises the compound of formula (I) as defined in any one of claims 1 to 9 or a pharmaceutically acceptable salt or solvate thereof and a pharmaceutically acceptable carrier or excipient.
- 30 11. A compound as defined in any one of claims 1 to 9 or a pharmaceutically acceptable salt or solvate thereof for use in therapy.
12. A compound as defined in any one of claims 1 to 9 or a pharmaceutically  
35 acceptable salt or solvate thereof for use in the treatment of neurological diseases.
13. Use of a compound as defined in any one of claims 1 to 9 or a pharmaceutically acceptable salt or solvate thereof in the manufacture of a  
40 medicament for the treatment of neurological diseases.

14. A method of treatment of neurological diseases which comprises administering to a host in need thereof an effective amount of a compound of formula (I) as defined in any one of claims 1 to 9 or a pharmaceutically acceptable salt or solvate thereof.
- 5 15. A pharmaceutical composition for use in the treatment of neurological diseases which comprises the compound of formula (I) as defined in any one of claims 1 to 9 or a pharmaceutically acceptable salt or solvate thereof and a pharmaceutically acceptable carrier.

# INTERNATIONAL SEARCH REPORT

International application No  
PCT/EP2005/013070

## A. CLASSIFICATION OF SUBJECT MATTER

C07D213/82 C07D213/64 C07D213/74 C07D213/80 C07D241/24  
C07D233/32 C07D263/20

According to International Patent Classification (IPC) or to both national classification and IPC

## B. FIELDS SEARCHED

Minimum documentation searched (classification system followed by classification symbols)  
C07D

Documentation searched other than minimum documentation to the extent that such documents are included in the fields searched

Electronic data base consulted during the international search (name of data base and, where practical, search terms used)

EPO-Internal, WPI Data, PAJ, BIOSIS, BEILSTEIN Data, CHEM ABS Data

## C. DOCUMENTS CONSIDERED TO BE RELEVANT

Category*	Citation of document, with indication, where appropriate, of the relevant passages	Relevant to claim No.
X	WO 2004/080968 A (ELI LILLY AND COMPANY; PEDREGAL-TERCERO, CONCEPCION; SIEGEL, MILES, GO) 23 September 2004 (2004-09-23) Formula Ic, page 4, lines 3-15; examples 141,142 page 11, lines 1,2 -----	1-4,6-15
X	GB 1 142 724 A (CHEMISCHE WERKE ALBERT) 12 February 1969 (1969-02-12) page 1, lines 57-80; claims 14-16; examples 9,11,12 -----	1,6,8, 10,11
X	WO 95/04713 A (THE UPJOHN COMPANY; HAADSMA-SVENSSON, SUSANNE, R; ANDERSSON, BENGT, R;) 16 February 1995 (1995-02-16) Formula I, page 3, lines 4,5; claim 10; example 6 ----- -/--	1,6-8, 10-15



Further documents are listed in the continuation of Box C.



See patent family annex.

\* Special categories of cited documents :

"A" document defining the general state of the art which is not considered to be of particular relevance

"E" earlier document but published on or after the international filing date

"L" document which may throw doubts on priority claim(s) or which is cited to establish the publication date of another citation or other special reason (as specified)

"O" document referring to an oral disclosure, use, exhibition or other means

"P" document published prior to the international filing date but later than the priority date claimed

"T" later document published after the international filing date or priority date and not in conflict with the application but cited to understand the principle or theory underlying the invention

"X" document of particular relevance; the claimed invention cannot be considered novel or cannot be considered to involve an inventive step when the document is taken alone

"Y" document of particular relevance; the claimed invention cannot be considered to involve an inventive step when the document is combined with one or more other such documents, such combination being obvious to a person skilled in the art.

"&" document member of the same patent family

Date of the actual completion of the international search

11 April 2006

Date of mailing of the international search report

25/04/2006

Name and mailing address of the ISA/

European Patent Office, P.B. 5818 Patentlaan 2  
NL - 2280 HV Rijswijk  
Tel. (+31-70) 340-2040, Tx. 31 651 epo nl,  
Fax: (+31-70) 340-3016

Authorized officer

Rudolf, M



## INTERNATIONAL SEARCH REPORT

International application No

PCT/EP2005/013070

C(Continuation). DOCUMENTS CONSIDERED TO BE RELEVANT

Category	Citation of document, with indication, where appropriate, of the relevant passages	Relevant to claim No.
X	SUSANNE R. HAADSMA-SVENSSON, KERRY A. CLEEK, DAC M. DINH, J. NEIL DUNCAN, CHRISTOPHER L. HABER, RITA M. HUFF ET AL.: "Dopamine D3 Receptor Antagonists. 1. Synthesis and Structure-Activity Relationships of 5,6-Dimethoxy-N-alkyl- and N-Alkylaryl-Substituted 2-Aminoindans" J. MED. CHEM., vol. 44, 2001, pages 4716-4732, XP002376684 Table 2m, compounds 12a, 12b	1,7,8, 10-15
A	US 3 943 149 A (HAUCK ET AL) 9 March 1976 (1976-03-09) example 30	1-15
A	WO 87/02035 A (MAGGIONI-WINTHROP S.P.A) 9 April 1987 (1987-04-09) Formula I, page 7, lines 6-8	1-15

## INTERNATIONAL SEARCH REPORT

International application No.  
PCT/EP2005/013070

### Box II Observations where certain claims were found unsearchable (Continuation of item 2 of first sheet)

This International Search Report has not been established in respect of certain claims under Article 17(2)(a) for the following reasons:

1. ☒ Claims Nos.: 14  
because they relate to subject matter not required to be searched by this Authority, namely:  

Although claim 14 is directed to a method of treatment of the human/animal body, the search has been carried out and based on the alleged effects of the compound/composition.
2. ☐ Claims Nos.:  
because they relate to parts of the International Application that do not comply with the prescribed requirements to such an extent that no meaningful International Search can be carried out, specifically:
3. ☐ Claims Nos.:  
because they are dependent claims and are not drafted in accordance with the second and third sentences of Rule 6.4(a).

### Box III Observations where unity of invention is lacking (Continuation of item 3 of first sheet)

This International Searching Authority found multiple inventions in this international application, as follows:

1. ☐ As all required additional search fees were timely paid by the applicant, this International Search Report covers all searchable claims.
2. ☐ As all searchable claims could be searched without effort justifying an additional fee, this Authority did not invite payment of any additional fee.
3. ☐ As only some of the required additional search fees were timely paid by the applicant, this International Search Report covers only those claims for which fees were paid, specifically claims Nos.:
4. ☐ No required additional search fees were timely paid by the applicant. Consequently, this International Search Report is restricted to the invention first mentioned in the claims; it is covered by claims Nos.:

#### Remark on Protest

- ☐ The additional search fees were accompanied by the applicant's protest.
- ☐ No protest accompanied the payment of additional search fees.

# INTERNATIONAL SEARCH REPORT

International application No  
PCT/EP2005/013070

Patent document cited in search report		Publication date	Patent family member(s)	Publication date
WO 2004080968	A	23-09-2004	AU 2004220112 A1 BR PI0407616 A CA 2518194 A1 EP 1613597 A1	23-09-2004 14-02-2006 23-09-2004 11-01-2006
GB 1142724	A	12-02-1969	AT 266107 B CH 514587 A CH 511844 A DE 1545673 A1	11-11-1968 31-10-1971 31-08-1971 28-08-1969
WO 9504713	A	16-02-1995	AT 187436 T AU 7513494 A DE 69422044 D1 DE 69422044 T2 DK 712387 T3 EP 0712387 A1 ES 2139750 T3 GR 3032508 T3 JP 9501429 T JP 3342491 B2 LV 12630 B US 5708018 A	15-12-1999 28-02-1995 13-01-2000 31-05-2000 29-05-2000 22-05-1996 16-02-2000 31-05-2000 10-02-1997 11-11-2002 20-08-2001 13-01-1998
US 3943149	A	09-03-1976	NONE	
WO 8702035	A	09-04-1987	AU 6548286 A DK 281187 A GR 862492 A1 JP 1503777 T	24-04-1987 02-06-1987 03-02-1987 21-12-1989