



(86) Date de dépôt PCT/PCT Filing Date: 1996/11/05
(87) Date publication PCT/PCT Publication Date: 1997/05/15
(45) Date de délivrance/Issue Date: 2006/10/17
(85) Entrée phase nationale/National Entry: 1998/04/30
(86) N° demande PCT/PCT Application No.: FR 1996/001730
(87) N° publication PCT/PCT Publication No.: 1997/017345
(30) Priorités/Priorities: 1995/11/09 (FR95/13253);
1995/11/09 (FR95/13252); 1996/03/04 (FR96/02663)

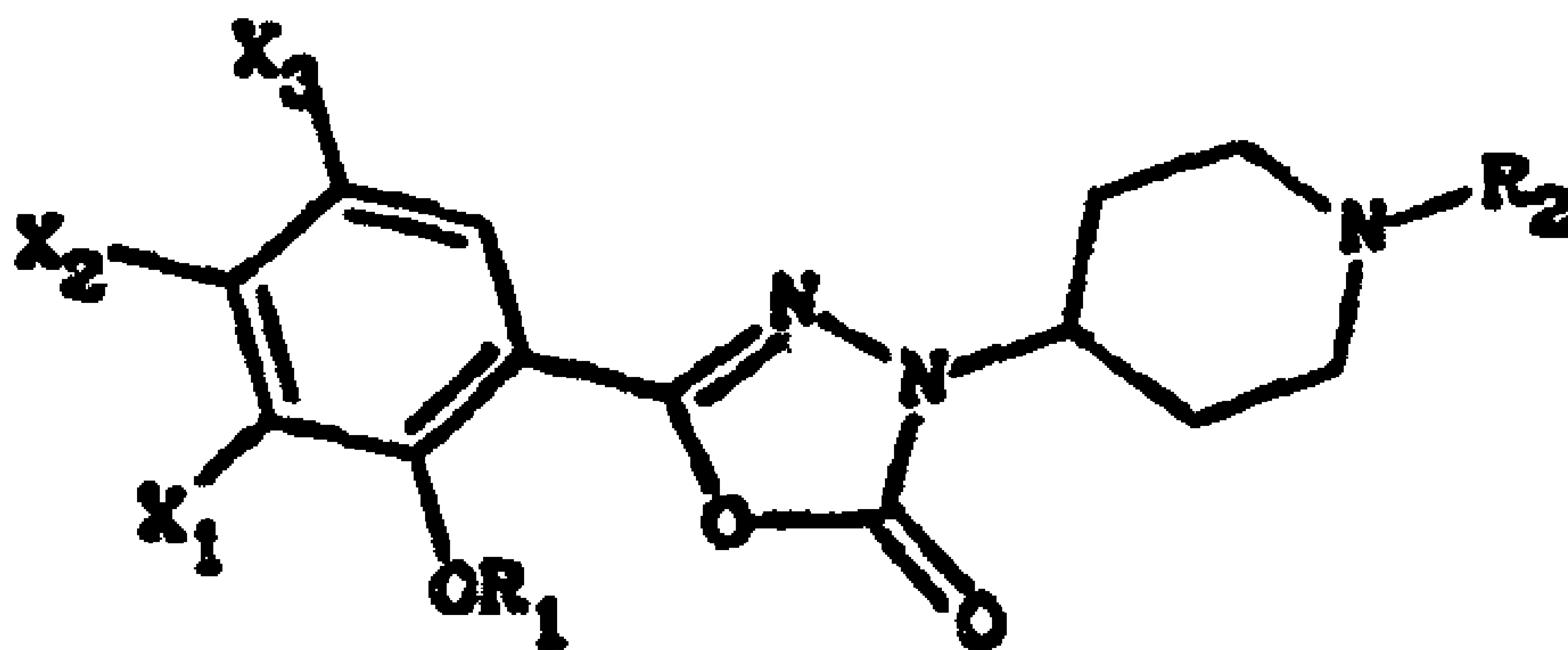
(51) Cl.Int./Int.Cl. *C07D 413/04* (2006.01),
A61K 31/445 (2006.01), *C07D 413/14* (2006.01)

(72) Inventeurs/Inventors:
JEGHAM, SAMIR, FR;
LOCHEAD, ALISTAIR, FR;
GALLI, FREDERIC, FR;
NEDELEC, ALAIN, FR;
SOLIGNAC, AXELLE, FR;
DE CRUZ, LAURENCE, FR

(73) Propriétaire/Owner:
SANOFI-AVENTIS, FR

(74) Agent: KIRBY EADES GALE BAKER

(54) Titre : DERIVES DE 5-PHENYL-3-(PIPERIDIN-4-YL)-1,3,4-OXADIAZOL-2(3H)-ONE, UTILES COMME LIGANDS
DES RECEPTEURS 5-HT₄ OU H₃
(54) Title: 5-PHENYL-3-(PIPERIDIN-4-YL)-1,3,4-OXADIAZOL-2(3H)-ONE DERIVATIVES FOR USE AS 5-HT₄ OR H₃
RECEPTOR LIGANDS



(I)

(57) Abrégé/Abstract:

Compounds of general formula (I), wherein R₁ is a (C₁₋₄) alkyl or (C₃₋₇) cycloalkylmethyl group, X₁ is a hydrogen or halogen atom or a (C₁₋₄) alkoxy group, or OR₁ and X₁ together form a group of formula -OCH₂O-, -O(CH₂)₂-, -O(CH₂)₃-, -O(CH₂)₂O- or -O(CH₂)₃O-, X₂ is a hydrogen atom or an amino group, X₃ is a hydrogen or halogen atom, and R₂ is a hydrogen atom, an optionally substituted (C₁₋₆) alkyl group, a phenyl (C₁₋₄) alkyl group optionally substituted on the phenyl ring, a phenyl (C₂₋₃) alkenyl group, a phenoxy (C₂₋₄) alkyl group, a cyclo (C₃₋₇) alkylmethyl group, a 2,3-dihydro-1H-inden-1-yl or 2,3-dihydro-1H-inden-2-yl group, or a group having general formula -(CH₂)_nCO-Z, wherein n is a number from 1 to 6 and Z is a piperidin-1-yl or 4-(dimethylamino)piperidin-1-yl group, are disclosed. Said compounds may be used for treating and preventing disorders in which 5-HT₄ and/or H₃ receptors are involved, particularly in the central nervous system, the gastro-intestinal system, the lower urinary organs or the cardiovascular system.



PCT

ORGANISATION MONDIALE DE LA PROPRIÉTÉ INTELLECTUELLE
Bureau international

DEMANDE INTERNATIONALE PUBLIÉE EN VERTU DU TRAITE DE COOPERATION EN MATIÈRE DE BREVETS (PCT)

(51) Classification internationale des brevets ⁶ : C07D 413/04, 413/14, A61K 31/445		A1	(11) Numéro de publication internationale: WO 97/17345
			(43) Date de publication internationale: 15 mai 1997 (15.05.97)

<p>(21) Numéro de la demande internationale: PCT/FR96/01730</p> <p>(22) Date de dépôt international: 5 novembre 1996 (05.11.96)</p> <p>(30) Données relatives à la priorité:</p> <table> <tr> <td>95/13252</td> <td>9 novembre 1995 (09.11.95)</td> <td>FR</td> </tr> <tr> <td>95/13253</td> <td>9 novembre 1995 (09.11.95)</td> <td>FR</td> </tr> <tr> <td>96/02663</td> <td>4 mars 1996 (04.03.96)</td> <td>FR</td> </tr> </table> <p>(71) Déposant (pour tous les Etats désignés sauf US): SYNTHELABO [FR/FR]; 22, avenue Galilée, F-92350 Le Plessis-Robinson (FR).</p> <p>(72) Inventeurs; et</p> <p>(75) Inventeurs/Déposants (US seulement): JEGHAM, Samir [TN/FR]; 65, rue du Lieutenant-Colonel-Prudhon, F-95100 Argenteuil (FR). LOCHEAD, Alistair [GB/FR]; 95, rue de Paris, F-94220 Charenton (FR). GALLI, Frédéric [FR/FR]; 3, résidence de l'Orangerie, F-78170 La Celle-Saint-Cloud (FR). NEDELEC, Alain [FR/FR]; 97, rue Victor-Hugo, F-92700 Colombes (FR). SOLIGNAC, Axelle [FR/FR]; 93, boulevard Beaumarchais, F-75003 Paris (FR). DE CRUZ, Laurence [FR/FR]; 4, rue Halifax, F-94340 Joinville-le-Pont (FR).</p>	95/13252	9 novembre 1995 (09.11.95)	FR	95/13253	9 novembre 1995 (09.11.95)	FR	96/02663	4 mars 1996 (04.03.96)	FR	<p>(74) Mandataire: LUDWIG, Jacques; Synthelabo, 22, avenue Galilée, F-92350 Le Plessis-Robinson (FR).</p> <p>(81) Etats désignés: AL, AM, AT, AU, AZ, BA, BB, BG, BR, BY, CA, CH, CN, CU, CZ, DE, DK, EE, ES, FI, GB, GE, HU, IL, IS, JP, KE, KG, KP, KR, KZ, LC, LK, LR, LS, LT, LU, LV, MD, MG, MK, MN, MW, MX, NO, NZ, PL, PT, RO, RU, SD, SE, SG, SI, SK, TJ, TM, TR, TT, UA, UG, US, UZ, VN, brevet ARIPO (KE, LS, MW, SD, SZ, UG), brevet eurasien (AM, AZ, BY, KG, KZ, MD, RU, TJ, TM), brevet européen (AT, BE, CH, DE, DK, ES, FI, FR, GB, GR, IE, IT, LU, MC, NL, PT, SE), brevet OAPI (BF, BJ, CF, CG, CI, CM, GA, GN, ML, MR, NE, SN, TD, TG).</p> <p>Publiée Avec rapport de recherche internationale.</p>
95/13252	9 novembre 1995 (09.11.95)	FR								
95/13253	9 novembre 1995 (09.11.95)	FR								
96/02663	4 mars 1996 (04.03.96)	FR								

(54) Title: 5-PHENYL-3-(PIPERIDIN-4-YL)-1,3,4-OXADIAZOL-2(3H)-ONE DERIVATIVES FOR USE AS 5-HT₄ OR H₃ RECEPTOR LIGANDS

(54) Titre: DERIVES DE 5-PHENYL-3-(PIPERIDIN-4-YL)-1,3,4-OXADIAZOL-2(3H)-ONE, UTILES COMME LIGANDS DES RE-CEPTEURS 5-HT₄ OU H₃

(57) Abstract

Compounds of general formula (I), wherein R₁ is a (C₁₋₄) alkyl or (C₃₋₇) cycloalkylmethyl group, X₁ is a hydrogen or halogen atom or a (C₁₋₄) alkoxy group, or OR₁ and X₁ together form a group of formula -OCH₂O-, -O(CH₂)₂-, -O(CH₂)₃-, -O(CH₂)₂O- or -O(CH₂)₃O-, X₂ is a hydrogen atom or an amino group, X₃ is a hydrogen or halogen atom, and R₂ is a hydrogen atom, an optionally substituted (C₁₋₆) alkyl group, a phenyl (C₁₋₄) alkyl group optionally substituted on the phenyl ring, a phenyl (C₂₋₃) alkenyl group, a phenoxy (C₂₋₄) alkyl group, a cyclo (C₃₋₇) alkylmethyl group, a 2,3-dihydro-1H-inden-1-yl or 2,3-dihydro-1H-inden-2-yl group, or a group having general formula -(CH₂)_nCO-Z, wherein n is a number from 1 to 6 and Z is a piperidin-1-yl or 4-(dimethylamino)piperidin-1-yl group, are disclosed. Said compounds may be used for treating and preventing disorders in which 5-HT₄ and/or H₃ receptors are involved, particularly in the central nervous system, the gastro-intestinal system, the lower urinary organs or the cardiovascular system.

(I)

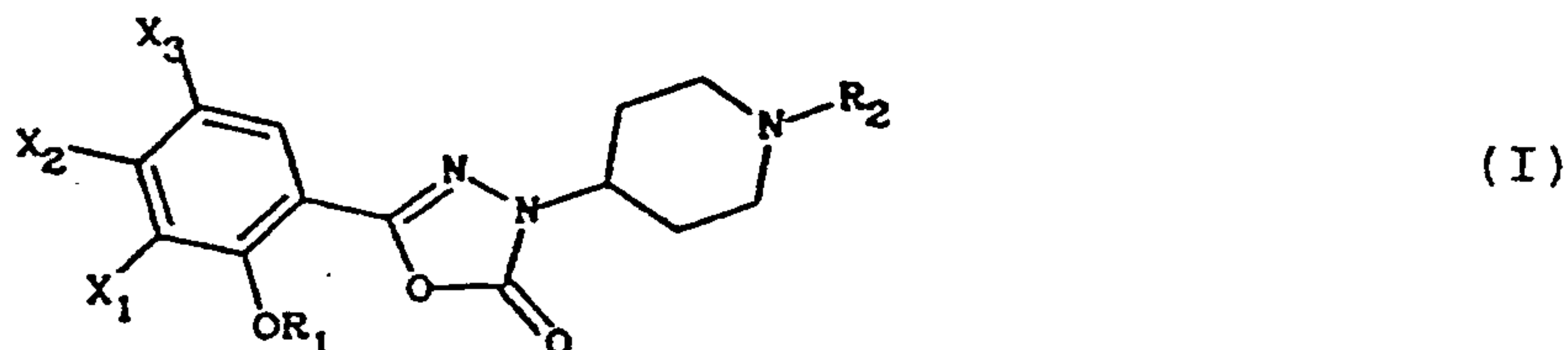
(57) Abrégé

Composés répondant à la formule générale (I), dans laquelle R₁ représente un groupe (C₁₋₄)alkyle ou (C₃₋₇)cycloalkylméthyle, X₁ représente un atome d'hydrogène ou d'halogène ou un groupe (C₁₋₄)alcoxy ou bien OR₁ et X₁ représentent ensemble un groupe de formule -OCH₂O-, -O(CH₂)₂-, -O(CH₂)₃-, -O(CH₂)₂O- ou -O(CH₂)₃O-, X₂ représente un atome d'hydrogène ou un groupe amino, X₃ représente un atome d'hydrogène ou d'halogène, et R₂ représente soit un atome d'hydrogène, soit un groupe (C₁₋₆)alkyle éventuellement substitué, soit un groupe phényl(C₁₋₄)alkyle éventuellement substitué sur le noyau phényle, soit un groupe phényl(C₂₋₃)alcényle, soit un groupe phénoxy(C₂₋₄)alkyle, soit un groupe cyclo(C₃₋₇)alkylméthyle, soit un groupe 2,3-dihydro-1H-indén-1-yle ou 2,3-dihydro-1H-indén-2-yle, soit un groupe de formule générale -(CH₂)_nCO-Z dans laquelle n représente un nombre de 1 à 6 et Z représente un groupe pipéridin-1-yle ou 4-(diméthylamino)pipéridin-1-yle. Ces composés peuvent être utilisés pour le traitement et la prévention des désordres dans lesquels les récepteurs 5-HT₄ et/ou H₃ sont impliqués, notamment au niveau du système nerveux central, du système gastro-intestinal, du système du bas appareil urinaire ou du système cardiovasculaire.

1

5-Phenyl-3-(piperidin-4-yl)-1,3,4-oxadiazol-
2(3H)-one derivatives for use as 5-HT₄ or H₃ receptor
ligands

The subject of the present invention is
5 compounds corresponding to the general formula (I)



in which

R₁ represents a (C₁-C₄)alkyl or (C₃-C₇)cycloalkylmethyl
group,

X₁ represents a hydrogen or halogen atom or a
10 (C₁-C₄)alkoxy group or else

OR₁ and X₁ together represent a group of formula
-OCH₂O-, -O(CH₂)₂-, -O(CH₂)₃-, -O(CH₂)₂O- or -O(CH₂)₃O-,

X₂ represents a hydrogen atom or an amino group,

X₃ represents a hydrogen or halogen atom, and

15 R₂ represents either a hydrogen atom or an optionally
substituted (C₁-C₆)alkyl group or a phenyl(C₁-C₄)alkyl
group which is optionally substituted on the phenyl
ring or a phenyl(C₂-C₃)alkenyl group or a

phenoxy(C₂-C₄)alkyl group or a cyclo(C₃-C₇)alkylmethyl

20 group or a 2,3-dihydro-1H-inden-1-yl or 2,3-dihydro-1H-
inden-2-yl group or a group of general formula

-(CH₂)_nCO-Z in which n represents a number from 1

to 6 and Z represents a piperidin-1-yl or

4-(dimethylamino)piperidin-1-yl group.

When R_2 represents an optionally substituted alkyl group, such a group is preferably a 2-ethoxy-2-oxoethyl group, a 2-(dimethylamino)-2-oxoethyl group, a
5 2-[(methylsulphonyl)amino]ethyl group, a 2-oxo-2-phenylethyl group, a 2-hydroxy-2-phenylethyl group, a butyl group, a 4,4,4-trifluorobutyl group or a 4-trifluoro-3-hydroxybutyl group.

When R_2 represents a phenyl(C_1 - C_3)alkyl group
10 which is optionally substituted on the phenyl ring, such a group is preferably a group optionally substituted on the phenyl ring by a halogen atom, by a trifluoromethyl group or by one or two methoxy groups.

When R_2 represents a group of general
15 formula $-(CH_2)_nCO-Z$, such a group is preferably a 4-oxo-4-(piperidin-1-yl)butyl group, a 2-[4-(dimethylamino)piperidin-1-yl]-2-oxoethyl group, a 4-[4-(dimethylamino)piperidin-1-yl]-4-oxobutyl group, a
5-[4-(dimethylamino)piperidin-1-yl]-5-oxopentyl group
20 or a 6-[4-(dimethylamino)piperidin-1-yl]-6-oxohexyl group.

The compounds of the invention can exist in the form of free bases or of addition salts with acids. Moreover, some R_2 substituents contain an asymmetric
25 carbon atom; the compounds can therefore exist in the form of pure enantiomers or of mixtures of enantiomers.

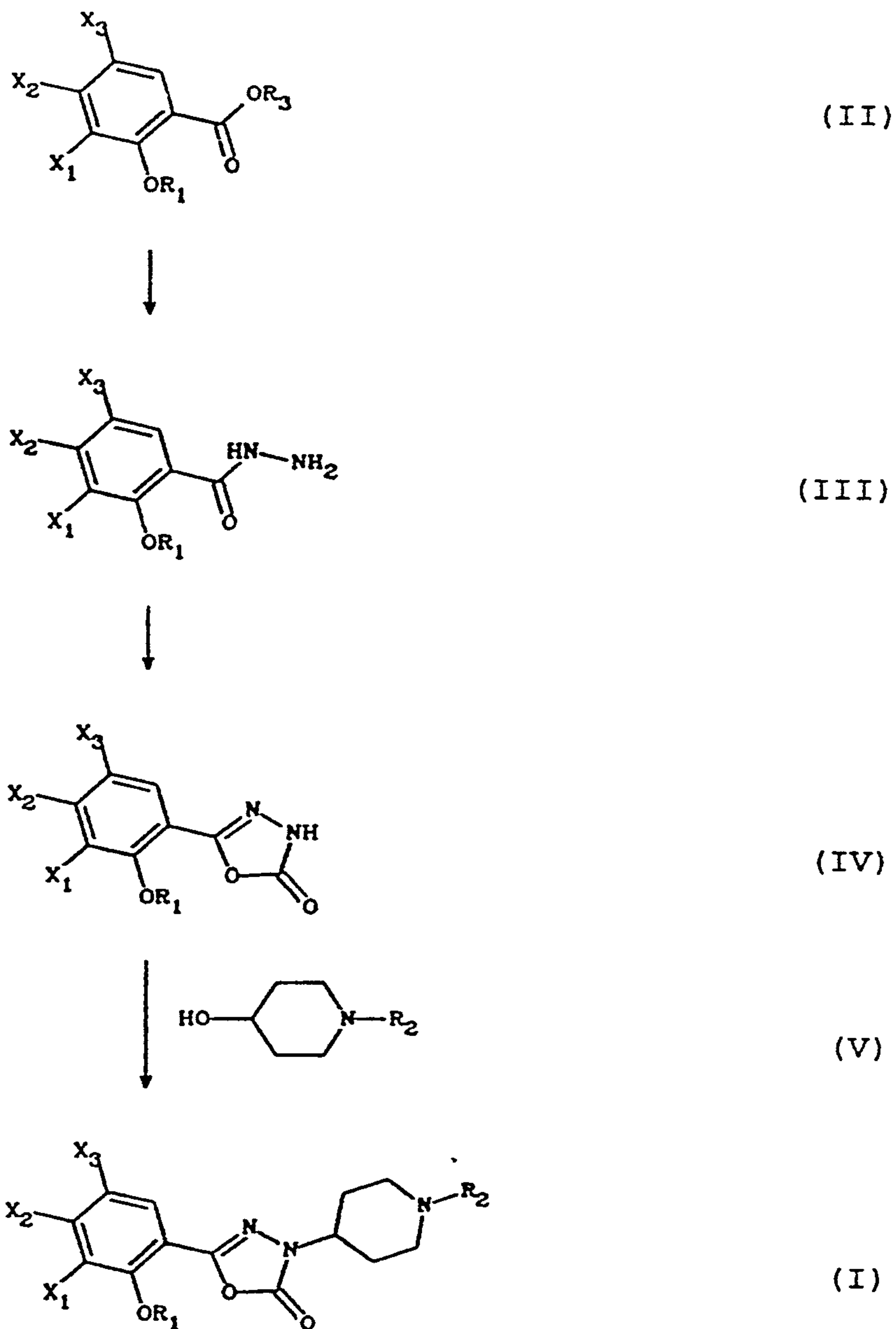
2a

Compounds with a structure analogous to that of the compounds of the invention and probably having similar therapeutic effects, but the central heterocycle of which is a 1,2,4-oxadiazole instead of a 1,3,4-oxadiazol-2(3H)-one, are described in Patent Application JP-06 157 518, summarized in C.A. 121(23) 280649k.

In accordance with the invention, the compounds of general formula (I) can be prepared by a

process illustrated in the following scheme.

Scheme



An ester of general formula (II), in which R_1 , X_1 , X_2 and X_3 are as defined above and R_3 represents

a methyl or ethyl group, is reacted with hydrazine hydrate, in the absence of solvent or in a polar protic solvent, for example ethanol, in order to obtain a hydrazide of general formula (III), which is cyclized to the oxadiazole of general formula (IV), either by means of phosgene, in an aprotic solvent, for example dioxane, or by means of phenyl chloroformate, in an aprotic solvent, for example toluene. When, in the general formula (III), X_2 represents an amino group, the latter reacts with phosgene and the product obtained is esterified with benzyl alcohol, the amino group thus being protected by a benzyloxycarbonyl group. The oxadiazole of general formula (IV) is then reacted with a piperidin-4-ol of general formula (V), in which R_2 is as defined with respect to the general formula (I) but is other than a hydrogen atom or else represents a (1,1-dimethylethoxy)carbonyl protective group, in the presence of triphenylphosphine and ethyl azodicarboxylate, in an aprotic solvent, for example tetrahydrofuran, then, if it takes place, the nitrogen of the piperidine ring is deprotected by means of trifluoroacetic acid and, when R_2 represents a hydrogen atom and if it is desired, the compound obtained is reacted with a derivative of general formula R_2-X , in which X represents a leaving or functionalizable group, for example a halogen atom, a methanesulphonate or 4-methylbenzenesulphonate group or a carbonyl functional group, and R_2 is as defined with respect to

the general formula (I) but is other than a hydrogen atom, in the presence of triethylamine, in an aprotic solvent, for example acetonitrile. In the specific case where R₂ represents a 2,3-dihydro-1H-indenyl group, a reductive amination is carried out with a compound of general formula (I) in which R₂ represents a hydrogen atom and the corresponding indanone.

The starting esters of general formula (II), or the corresponding acids, are known and described, in particular, in Patent Applications EP-0,231,139, EP-0,234,872, WO-8403281, WO-9316072 and WO-9419344.

The piperidin-4-ols of general formula (V) are known and/or can be prepared according to methods analogous to those described in *J. Mol. Pharmacol.*, (1992) 41(4), 718-726 and in Patent Applications WO-9303725 and EP-0,309,043.

The preparation of some compounds according to the invention is illustrated in detail in the following examples. The elemental microanalyses and the IR and NMR spectra confirm the structures of the compounds obtained. The numbers of the compounds shown in brackets in the titles correspond to those in the table given later. In the names of the compounds, the dash "-" forms part of the word and the dash "_" is only used for the break at the line end; it is to be omitted in the absence of a break and must not be replaced by a normal dash or by a space.

Example 1 (Compound No. 1).

5-(4-Amino-5-chloro-2-methoxyphenyl)-3-(piperidin-4-yl)-1,3,4-oxadiazol-2(3H)-one hydrobromide.

1.1. Hydrazide of 4-amino-5-chloro-2-methoxybenzoic
5 acid.

51.5 g (0.239 mol) of methyl 4-amino-5-chloro-2-methoxybenzoate, in suspension in 460 ml of ethanol, are introduced into a 1 l reactor. 119 g (2.39 mol) of hydrazine hydrate are added over 15 min
10 and the mixture is heated at reflux for 15 h. The mixture is cooled using an ice bath and the precipitate is collected by filtration, rinsed with ethanol and dried under reduced pressure at 80°C for 2 h 30. 47.5 g of product are thus obtained.

15 Melting point: 211°C.

1.2. Phenylmethyl [2-chloro-5-methoxy-4-(5-oxo-4,5-dihydro-1,3,4-oxadiazol-2-yl)phenyl]carbamate.

461 ml (0.875 mol) of a 1.93M solution of phosgene in toluene are added dropwise over the space
20 of one hour, at room temperature and with magnetic stirring, to a suspension of 37.7 g (0.175 mol) of the hydrazide of 4-amino-5-chloro-2-methoxybenzoic acid in 1200 ml of dioxane in a 3 l reactor. The mixture is stirred at room temperature overnight
25 and is then heated at 80°C for 1 h. The excess phosgene is driven off by passing a stream of argon through at this temperature for 2 h. 72 ml (0.7 mol) of benzyl alcohol are then added and heating is continued for 1 h

at 100°C. The mixture is cooled and concentrated under reduced pressure and the residue is triturated in isopropyl ether. The solid obtained is collected by filtration and dried. 60.3 g of product are thus
5 obtained.

Melting point: 214°C.

1.3. Phenylmethyl [2-chloro-4-[4-[1-[(1,1-dimethyl_ethoxy)carbonyl]piperidin-4-yl]-5-oxo-4,5-dihydro-1,3,4-oxadiazol-2-yl]-5-methoxyphenyl]carbamate.

10 15.03 g (40 mmol) of phenylmethyl [2-chloro-5-methoxy-4-(5-oxo-4,5-dihydro-1,3,4-oxadiazol-2-yl)phenyl]carbamate, in solution in 200 ml of tetrahydrofuran, 13.64 g (52 mmol) of triphenylphosphine and 9.66 g of 1-[(1,1-dimethylethoxy)carbonyl]piperidin-4-ol are introduced
15 into a 500 ml three-necked round-bottomed flask, while stirring the mixture at 0°C. 9.76 g (56 mmol) of ethyl azodicarboxylate are introduced and stirring is continued at 0°C for 1 h and at room temperature for
20 2 h 30.

The mixture is concentrated under reduced pressure, the residue is dissolved in ethyl acetate, the solution is washed a number of times with water and dried and the solvent is evaporated under reduced pressure. The
25 residue is purified by chromatography on a column of silica gel, elution being carried out with a 30/70 mixture of ethyl acetate and hexane.

15 g of compound are obtained in the form of a white

solid.

Melting point: 140°C.

1.4. Phenylmethyl [2-chloro-4-(5-oxo-4-(piperidin-4-yl)-4,5-dihydro-1,3,4-oxadiazol-2-yl)-5-methoxyphenyl]carbamate.

6.52 g (12 mmol) of phenylmethyl [2-chloro-4-[4-[1-[(1,1-dimethylethoxy)carbonyl]piperidin-4-yl]-5-oxo-4,5-dihydro-1,3,4-oxadiazol-2-yl]-5-methoxyphenyl]carbamate, in solution in 140 ml of dichloromethane, and 13.64 g (120 mmol) of trifluoroacetic acid are introduced into a 500 ml three-necked round-bottomed flask and the mixture is stirred at room temperature overnight.

Ice, then chloroform and then 25 % aqueous ammonia are added, the organic phase is separated and the aqueous phase is extracted four times with chloroform. The organic phase is washed with a saturated aqueous sodium chloride solution and dried and the solvent is evaporated under reduced pressure.

6.26 g of crude compound are obtained, which compound is used as is.

Melting point: 180°C.

1.5. 5-(4-Amino-5-chloro-2-methoxyphenyl)-3-(piperidin-4-yl)-1,3,4-oxadiazol-2(3H)-one hydrobromide.

1 g (2.8 mmol) of phenylmethyl [2-chloro-4-(5-oxo-4-(piperidin-4-yl)-4,5-dihydro-1,3,4-oxadiazol-2-yl)-5-methoxyphenyl]carbamate, dissolved in 5.8 ml of 33 % hydrobromic acid in acetic acid, is placed in a

25 ml round-bottomed flask and the mixture is stirred at room temperature for 1 h.

Diethyl ether is added and the precipitate is separated by filtration.

5 0.67 g of hydrobromide is obtained.

Melting point: 278-280°C.

By treatment with aqueous ammonia, 0.52 g of free base is recovered.

Example 2 (Compound No. 5).

10 5-(4-Amino-5-chloro-2-methoxyphenyl)-3-[1-(cyclohexylmethyl)piperidin-4-yl]-1,3,4-oxadiazol-2(3H)-one.

2.01 ml (13.92 mmol) of triethylamine and then 0.92 g (5.2 mmol) of cyclohexylmethyl bromide in 15 5 ml of acetonitrile are successively added at room temperature, under an argon atmosphere and with magnetic stirring, to a solution of 1.13 g (3.48 mmol) of 5-(4-amino-5-chloro-2-methoxyphenyl)-3-(piperidin-4-yl)-1,3,4-oxadiazol-2(3H)-one in 40 ml of acetonitrile 20 and the mixture is stirred at 70°C for 2 days.

The solvent is evaporated under reduced pressure, the residue is taken up in chloroform, the solution is washed a number of times with water and dried, the solvent is evaporated under reduced pressure and the 25 residue is crystallized from acetone.

0.7 g of white solid is obtained.

Melting point: 186.5-186.7°C.

Example 3 (Compound No. 9).

5-(4-Amino-5-chloro-2-methoxyphenyl)-3-[1-(2-phenylethyl)piperidin-4-yl]-1,3,4-oxadiazol-2(3H)-one.

3.1. Phenylmethyl [2-chloro-5-methoxy-4-[5-oxo-4-[1-(2-phenylethyl)piperidin-4-yl]-4,5-dihydro-1,3,4-oxadiazol-2-yl]phenyl]carbamate.

1.84 g (4 mmol) of phenylmethyl [2-chloro-4-(5-oxo-4-(piperidin-4-yl)-4,5-dihydro-1,3,4-oxadiazol-2-yl)-5-methoxyphenyl]carbamate and 1.67 ml (12 mmol) of triethylamine, in suspension in 40 ml of acetonitrile, are placed in a 100 ml round-bottomed flask, 0.96 g (5.2 mmol) of (2-bromoethyl)benzene in 1 ml of acetonitrile is added, the mixture is heated at 60°C for 3h, a further 0.3 ml of (2-bromoethyl)benzene is added and the mixture is heated at 80°C overnight. The solvent is evaporated under reduced pressure, the residue is extracted three times with chloroform, the organic phase is washed a number of times with water and is dried over sodium sulphate, the solvent is evaporated under reduced pressure and the residue is purified by chromatography on a column of silica gel, elution being carried out with an 80/20 mixture of ethyl acetate and hexane.

2.18 g of pure compound are obtained in the form of a white solid.

Melting point: 150°C.

3.2. 5-(4-Amino-5-chloro-2-methoxyphenyl)-3-[1-(2-phenylethyl)piperidin-4-yl]-1,3,4-oxadiazol-2(3H)-one.

2.18 g (3.87 mmol) of phenylmethyl [2-chloro-5-methoxy-4-[5-oxo-4-[1-(2-phenylethyl)piperidin-4-yl]-4,5-dihydro-1,3,4-oxadiazol-2-yl]phenyl]carbamate, dissolved in 7 ml of a 33 % solution of hydrobromic acid in acetic acid, are placed in a 100 ml round-bottomed flask and the mixture is stirred at room temperature for 3 h.

Diethyl ether is added and the precipitate is isolated by filtration.

1.73 g of hydrobromide are obtained.

The latter is taken up in water and chloroform and the mixture is neutralized by adding sodium hydroxide.

After separation of the organic phase, extraction of the aqueous phase and the usual treatment, 1.44 g of compound are obtained in the form of the free base. Melting point: 184.5°C.

Example 4 Compound No. 2).

5-(4-Amino-5-chloro-2-methoxyphenyl)-3-(1-methylpiperidin-4-yl)-1,3,4-oxadiazol-2(3H)-one hydrochloride.

4.1. Phenylmethyl [2-chloro-4-[4-(1-methylpiperidin-4-yl)-5-oxo-4,5-dihydro-1,3,4-oxadiazol-2-yl]-5-methoxyphenyl]carbamate.

7.5 g of phenylmethyl [2-chloro-5-methoxy-4-(5-oxo-4,5-dihydro-1,3,4-oxadiazol-2-yl)phenyl]

carbamate, in suspension in 150 ml of tetrahydrofuran, 6.82 g (26 mmol) of triphenylphosphine and 2.3 g (20 mmol) of 1-methylpiperidin-4-ol are placed in a 2.5 l round-bottomed flask, 4.39 g (28 mmol) of ethyl azodicarboxylate are added at 0°C and with magnetic stirring and the stirring is maintained for 20 h. The mixture is concentrated under reduced pressure, the residue is taken up in acetone and cooled to 0°C and the precipitate is isolated by filtration. 5.02 g of compound are obtained in the form of a white solid.

Melting point: 142°C.

4.2. 5-(4-Amino-5-chloro-2-methoxyphenyl)-3-(1-methylpiperidin-4-yl)-1,3,4-oxadiazol-2(3H)-one hydrochloride.

2 g (4.23 mmol) of phenylmethyl [2-chloro-4-[4-(1-methylpiperidin-4-yl)-5-oxo-4,5-dihydro-1,3,4-oxadiazol-2-yl]-5-methoxyphenyl]carbamate, dissolved in 20 ml of acetic acid, are placed in a 100 ml round-bottomed flask, 20 ml of 33 % hydrobromic acid in acetic acid are slowly added and the mixture is stirred at room temperature for 18 h. Diethyl ether is added and the solid is isolated by filtration.

2 g of hydrobromide are obtained.

It is dissolved in 30 ml of water, the solution is neutralized with sodium hydroxide and the precipitate is separated by filtration, washed with water and dried under reduced pressure.

1.05 g of compound are obtained in the form of the free base.

Melting point: 162°C.

The hydrochloride is obtained by treatment with
5 hydrochloric acid in ethanol.

Melting point: 212-218°C.

Example 5 (Compound No. 19).

5-[4-Amino-5-chloro-2-(cyclopropylmethoxy)phenyl]-3-(1-butylpiperidin-4-yl)-1,3,4-oxadiazol-2(3H)-one
10 hydrochloride.

5.1. Methyl 4-amino-5-chloro-2-

(cyclopropylmethoxy)benzoate.

29.1 g (0.120 mol) of 4-amino-5-chloro-2-(cyclopropylmethoxy)benzoic acid and 340 ml of methanol
15 are introduced into a 1 l three-necked round-bottomed flask, the solution is cooled to -40°C, 44 ml (0.602 mol) of thionyl chloride are added dropwise and the mixture is heated at reflux for 1 h 30. The mixture is cooled, the solvent is evaporated, the residue is
20 taken up in water and an aqueous sodium carbonate solution, extraction is carried out with dichloromethane and the crude product is purified by chromatography on a column of silica gel, elution being carried out with a 90/10 to 80/20 mixture of n-heptane
25 and ethyl acetate.

8.3 g of compound are obtained in the form of a pale-yellow solid.

Melting point: 115°C.

5.2. Hydrazide of 4-amino-5-chloro-2-

(cyclopropylmethoxy)benzoic acid.

6.0 g (23.5 mmol) of methyl 4-amino-5-chloro-2-(cyclopropylmethoxy)benzoate and 54 ml of ethanol are introduced into a 250 ml round-bottomed flask, 118 g (235 mmol) of hydrazine hydrate are added at 40°C and the mixture is heated at reflux for 18 h.

The mixture is cooled with an ice bath and the precipitate is isolated by filtration, rinsed with ethanol and dried under reduced pressure at 70°C for 4 h.

4.7 g of compound are obtained.

Melting point: 172°C.

5.3. 5-[4-Amino-5-chloro-2-(cyclopropylmethoxy)phenyl]-1,3,4-oxadiazol-2(3H)-one.

2.0 g (7.8 mmol) of the hydrazide of 4-amino-5-chloro-2-(cyclopropylmethoxy)benzoic acid, 17 ml of toluene and 1.9 ml (8.6 mmol) of phenyl chloroformate are introduced into a 100 ml round-bottomed flask and the mixture is heated at reflux for 4 h.

The mixture is cooled to room temperature. 2.5 ml (16.4 mmol) of triethylamine are added, the mixture is heated at reflux for 3h and cooled to room temperature, water is added and extraction is carried out with chloroform. After the usual treatment and purification by chromatography on a column of silica gel, elution being carried out with a 98/2/0.2 mixture of chloroform, methanol and aqueous ammonia, 0.80 g of

15

white solid is obtained.

Melting point: 153-154°C.

5.4. 5-[4-Amino-5-chloro-2-(cyclopropylmethoxy)phenyl]-
3-(1-butylpiperidin-4-yl)-1,3,4-oxadiazol-2(3H)-
5 one hydrochloride.

The final compound is obtained in the base
form from 5-[4-amino-5-chloro-2-(cyclopropylmethoxy)-
phenyl]-1,3,4-oxadiazol-2(3H)-one and 1-butylpiperidin-
4-ol, the preparation being carried out according to
10 the method described in Example 4.1, and, after
treatment with a solution of hydrochloric acid in
ethanol and recrystallization from ethanol, the
hydrochloride is obtained.

Melting point: 237-238°C.

15 Example 6 (Compound No. 28).

5-(8-Amino-7-chloro-2,3-dihydro-1,4-
benzodioxin-5-yl)-3-(piperidin-4-yl)-1,3,4-oxadiazol-
2(3H)-one hydrobromide.

6.1. Ethyl 8-amino-2,3-dihydro-1,4-benzodioxine-5-
20 carboxylate.

23.5 g (0.198 mol) of thionyl chloride are
slowly introduced into a 2 l three-necked round-
bottomed flask containing 772 ml of ethanol cooled to
-40°C, with stirring, stirring is maintained at this
25 temperature for 1 h, 38.6 g (0.198 mol) of 8-amino-2,3-
dihydro-1,4-benzodioxine-5-carboxylic acid, in solution
in 100 ml of ethanol, are slowly added over 15 min and
the mixture is allowed to return to room temperature

overnight.

The mixture is heated at reflux for 4 h, the solvent is evaporated under reduced pressure, the residue is taken up in water and sodium carbonate and extraction is
5 carried out with chloroform. After washing, drying and evaporating the organic phase, 34.06 g of ester are obtained in the form of a white solid.

Melting point: 112°C.

6.2. Ethyl 8-amino-7-chloro-2,3-dihydro-1,4-
10 benzodioxine-5-carboxylate.

37 g (0.165 mol) of ethyl 8-amino-2,3-dihydro-1,4-benzodioxine-5-carboxylate, in solution in 370 ml of dioxane, are introduced into a 1 l round-bottomed flask, 23.2 g (0.174 mol) of
15 N-chlorosuccinimide are added at room temperature and with magnetic stirring, and stirring is maintained overnight.

The mixture is diluted with water, extraction is carried out with ethyl acetate and, after the usual
20 treatment of the organic phase, 42 g of compound are obtained, which compound is recrystallized from a mixture of diethyl ether and diisopropyl ether.

Melting point: 105-106°C.

6.3. Hydrazide of 8-amino-7-chloro-2,3-dihydro-1,4-
25 benzodioxine-5-carboxylic acid.

38.4 g (0.149 mol) of ethyl 8-amino-7-chloro-2,3-dihydro-1,4-benzodioxine-5-carboxylate, in suspension in 150 ml of ethanol, are introduced into a

1 l reactor, 149 g (2.98 mol) of hydrazine hydrate are added over 15 min and the mixture is heated at reflux for 1 h.

The mixture is cooled using an ice bath and the
5 precipitate is collected by filtration, washed with ethanol and dried under reduced pressure.

33 g of compound are obtained.

Melting point: 227-231°C.

6.4. Phenylmethyl [6-chloro-8-(5-oxo-4,5-dihydro-1,3,4-
10 oxadiazol-2-yl)-2,3-dihydro-1,4-benzodioxin-5-yl]carbamate.

32.6 g of the hydrazide of 8-amino-7-chloro-2,3-dihydro-1,4-benzodioxine-5-carboxylic acid and 330 ml of dioxane are introduced into a 1 l reactor at
15 room temperature and with magnetic stirring, 310 ml (0.4 mol) of a 0.193M solution of phosgene in toluene are added dropwise to this suspension over the space of one hour and a half, the mixture is stirred at room temperature overnight and is heated at reflux for 5 h.

20 The excess phosgene is driven off at this temperature by passing a stream of argon through for 2 h, the mixture is cooled and concentrated under reduced pressure, the residue is taken up in 200 ml of benzyl alcohol and heated at 100°C overnight, the
25 mixture is cooled and concentrated under reduced pressure and the residue is triturated in diisopropyl ether. After filtering and drying, 52.6 g of compound are obtained.

Melting point: 230°C.

6.5. Phenylmethyl [6-chloro-8-[4-[1-[(1,1-dimethylethoxy)carbonyl]piperidin-4-yl]-5-oxo-4,5-dihydro-1,3,4-oxadiazol-2-yl]-2,3-dihydro-1,4-benzodioxin-5-yl]carbamate.

8.07 g (20 mmol) of phenylmethyl [6-chloro-8-(5-oxo-4,5-dihydro-1,3,4-oxadiazol-2-yl)-2,3-dihydro-1,4-benzodioxin-5-yl]carbamate, 160 ml of tetrahydrofuran, 6.83 g (26 mmol) of triphenylphosphine, 4.83 g (24 mmol) of 1-[(1,1-dimethylethoxy)carbonyl]piperidin-4-ol and then 4.52 g (26 mmol) of ethyl azodicarboxylate are introduced, at 0°C and with magnetic stirring, into a 250 ml three-necked round-bottomed flask. After stirring for 1 h at 0°C and for 2 h 30 at room temperature, the mixture is concentrated under reduced pressure and the residue is recrystallized a first time from diethyl ether and a second time from ethyl acetate. 5.5 g of compound are obtained in the form of a white solid.

Melting point: 206°C.

6.6. Phenylmethyl [6-chloro-8-(5-oxo-4-(piperidin-4-yl)-4,5-dihydro-1,3,4-oxadiazol-2-yl)-2,3-dihydro-1,4-benzodioxin-5-yl]carbamate.

5.3 g (9 mmol) of phenylmethyl [6-chloro-8-[4-[1-[(1,1-dimethylethoxy)carbonyl]piperidin-4-yl]-5-oxo-4,5-dihydro-1,3,4-oxadiazol-2-yl]-2,3-dihydro-1,4-benzodioxin-5-yl]carbamate, 100 ml of dichloromethane and 10.3 g (90 mmol) of trifluoroacetic acid are

introduced into a 250 ml three-necked round-bottomed flask and the mixture is stirred at room temperature overnight.

The mixture is concentrated under reduced pressure and
5 the residue is triturated in acetone, collected by
filtration, washed with diethyl ether, treated by slow
addition of 17 ml of 25 % aqueous ammonia and extracted
four times with chloroform. After washing with water
and then with a saturated sodium chloride solution,
10 drying and evaporating the solvent, 4.4 g of compound
are obtained, which compound is used as is in the
following stage.

Melting point: 128-130°C.

6.7. 5-(8-Amino-7-chloro-2,3-dihydro-1,4-benzodioxin-5-
15 yl)-3-(piperidin-4-yl)-1,3,4-oxadiazol-2(3H)-one

3.68 g (27.5 mmol) of phenylmethyl [6-chloro-
8-(5-oxo-4-(piperidin-4-yl)-4,5-dihydro-1,3,4-
oxadiazol-2-yl)-2,3-dihydro-1,4-benzodioxin-5-
yl]carbamate and 35 ml of acetic acid are introduced
20 into a 50 ml round-bottomed flask, 11 ml of 33 %
hydrobromic acid in acetic acid are added and the
mixture is stirred at room temperature for 22 h.

Diethyl ether is added to the precipitate which has
formed and the precipitate is collected by filtration.
25 4 g of hydrobromide are obtained.

Melting point >260°C.

The compound is recovered in the form of the free base
by treatment with sodium hydroxide.

Melting point: 213-215°C.

Example 7: (Compound No. 37)

5- (8-Amino-7-chloro-2,3-dihydro-1,4-benzodioxin-5-yl) -
3- [1- [[4- (trifluoromethyl)phenyl]methyl]piperidin-4-
5 yl] -1,3,4-oxadiazol-2(3H) -one.

1.58 ml (11.38 mmol) of triethylamine and
0.88 g (5.68 mmol) of 4- (trifluoromethyl)benzyl
bromide, in solution in 5 ml of acetonitrile, are
successively added at room temperature, with magnetic
10 stirring and under an argon atmosphere, to a solution
of 1 g (2.84 mmol) of 5- (8-amino-7-chloro-2,3-dihydro-
1,4-benzodioxin-5-yl) -3- (piperidin-4-yl) -1,3,4-
oxadiazol-2(3H) -one in 60 ml of acetonitrile and the
mixture is stirred for 2 h.

15 The solvent is evaporated under reduced pressure, the
residue is taken up in chloroform, the solution is
washed a number of times with water and dried and the
solvent is evaporated under reduced pressure.

20 The residue is crystallized from acetone and 1.14 g of
white solid are obtained.

Melting point: 198°C.

Example 8 (Compound No. 32).

5- (8-Amino-7-chloro-2,3-dihydro-1,4-benzodioxin-5-yl) -
3- [1- (4,4,4-trifluorobutyl)piperidin-4-yl] -1,3,4-
25 oxadiazol-2(3H) -one.

8.1. Phenylmethyl [6-chloro-8- [5-oxo-4- [1- (4,4,4-
trifluorobutyl)piperidin-4-yl] -4,5-dihydro-1,3,4-
oxadiazol-2-yl] -2,3-dihydro-1,4-benzodioxin-5-

yl]carbamate.

2 g (4.1 mmol) of phenylmethyl [6-chloro-8-(5-oxo-4-(piperidin-4-yl)-4,5-dihydro-1,3,4-oxadiazol-2-yl)-2,3-dihydro-1,4-benzodioxin-5-yl]carbamate, 40 ml
5 of acetonitrile and 2.3 ml (16 mmol) of triethylamine are introduced into a 100 ml round-bottomed flask, 1.5 g (6.67 mmol) of 4,4,4-trifluorobutyl bromide in 1 ml of acetonitrile are added and the mixture is heated at 80°C overnight.
10 The solvent is evaporated under reduced pressure, the residue is extracted three times with chloroform and the organic phase is washed, dried and evaporated. After purification of the residue by chromatography on a column of silica gel, elution being carried out with
15 a 97/3/0.3 mixture of dichloromethane, methanol and aqueous ammonia, 2.4 g of compound are obtained in the form of a white solid.

Melting point: 158°C.

8.2. 5-(8-Amino-7-chloro-2,3-dihydro-1,4-benzodioxin-5-yl)-3-[1-(4,4,4-trifluorobutyl)piperidin-4-yl]-
20 1,3,4-oxadiazol-2(3H)-one.

1.72 g (2.88 mmol) of phenylmethyl [6-chloro-8-[5-oxo-4-[1-(4,4,4-trifluorobutyl)piperidin-4-yl]-4,5-dihydro-1,3,4-oxadiazol-2-yl]-2,3-dihydro-1,4-
25 benzodioxin-5-yl]carbamate and 17 ml of acetic acid are introduced into a 100 ml round-bottomed flask, 5 ml of 33 % hydrobromic acid in acetic acid are added and the mixture is stirred at room temperature for 7 h.

Diethyl ether is added to the precipitate which has formed and 1.8 g of hydrobromide are collected by filtration.

It is taken up in water and chloroform, sodium
5 hydroxide is added in order to release the base and, after the usual treatment of the organic phase, 1.19 g of compound are obtained.

Melting point: 188°C.

Example 9 (Compound No. 29).

10 5-(8-Amino-7-chloro-2,3-dihydro-1,4-benzodioxin-5-yl)-3-(1-methylpiperidin-4-yl)-1,3,4-oxadiazol-2(3H)-one hydrobromide.

9.1. Phenylmethyl [6-chloro-8-[4-(1-methylpiperidin-4-yl)-5-oxo-4,5-dihydro-1,3,4-oxadiazol-2-yl]-2,3-
15 dihydro-1,4-benzodioxin-5-yl] carbamate.

6.27 g (15.53 mmol) of phenylmethyl [6-chloro-8-(5-oxo-4,5-dihydro-1,3,4-oxadiazol-2-yl)-2,3-dihydro-1,4-benzodioxin-5-yl] carbamate, in suspension in 80 ml of tetrahydrofuran, 6.12 g (23.3 mmol) of
20 triphenylphosphine and 2.24 g (19.4 mmol) of 1-methylpiperidin-4-ol are introduced into a 250 ml round-bottomed flask and 4.06 ml (23.3 mmol) of ethyl azodicarboxylate are slowly added at 0°C with stirring and the mixture is stirred for 48 h.

25 The mixture is concentrated under reduced pressure, the residue is taken up in water, 1.6 ml of 37 % hydrochloric acid and then 60 ml of ethyl acetate are added and the mixture is stirred for 1 h and then

extracted four times with ethyl acetate. The solvent is evaporated under reduced pressure, the residue is treated with aqueous ammonia to pH = 10 and the precipitate is collected by filtration.

5 3.16 g of compound are obtained in the form of a white solid.

Melting point: 177°C.

9.2. 5-(8-Amino-7-chloro-2,3-dihydro-1,4-benzodioxin-5-yl)-3-(1-methylpiperidin-4-yl)-1,3,4-oxadiazol-2(3H)-one hydrobromide.

1.71 g (3.41 mmol) of phenylmethyl [6-chloro-8-[4-(1-methylpiperidin-4-yl)-5-oxo-4,5-dihydro-1,3,4-oxadiazol-2-yl]-2,3-dihydro-1,4-benzodioxin-5-yl]carbamate, in solution in 30 ml of acetic acid, are introduced into a 100 ml round-bottomed flask, 3 ml of 33 % hydrobromic acid in acetic acid are slowly added and the mixture is stirred for 5 h. Diethyl ether is added to the precipitate which has formed and the latter is collected by filtration.

20 1.72 g of hydrobromide are obtained.

Melting point: 248°C.

Example 10 (Compound No. 31).

5-(8-Amino-7-chloro-2,3-dihydro-1,4-benzodioxin-5-yl)-3-(1-butylpiperidin-4-yl)-1,3,4-oxadiazol-2(3H)-one hydrochloride.

10.1. Phenylmethyl [8-[4-(1-butylpiperidin-4-yl)-5-oxo-4,5-dihydro-1,3,4-oxadiazol-2-yl]-6-chloro-2,3-dihydro-1,4-benzodioxin-5-

yl]carbamate.

The preparation is carried out as described in Example 9.1, from phenylmethyl [6-chloro-8-(5-oxo-4,5-dihydro-1,3,4-oxadiazol-2-yl)-2,3-dihydro-1,4-benzodioxin-5-yl]carbamate and 1-butylpiperidin-4-ol.

10.2. 5-(8-Amino-7-chloro-2,3-dihydro-1,4-benzodioxin-5-yl)-3-(1-butylpiperidin-4-yl)-1,3,4-oxadiazol-2(3H)-one hydrochloride.

The preparation is carried out as described in Example 9.2, from phenylmethyl [8-[4-(1-butylpiperidin-4-yl)-5-oxo-4,5-dihydro-1,3,4-oxadiazol-2-yl]-6-chloro-2,3-dihydro-1,4-benzodioxin-5-yl]carbamate and hydrobromic acid, and the hydrochloride is formed by treatment with hydrochloric acid in ethanol.

Melting point: 280-283°C.

Example 11 (Compound No. 62).

5-(5-Chloro-2,3-dihydrobenzofuran-7-yl)-3-(piperidin-4-yl)-1,3,4-oxadiazol-2(3H)-one hydrochloride.

11.1. Hydrazide of 5-chloro-2,3-dihydrobenzofuran-7-carboxylic acid.

57.3 ml (1.18 mol) of hydrazine hydrate are added to 25.14 g (0.118 mol) of methyl 5-chloro-2,3-dihydrobenzofuran-7-carboxylate in suspension in 300 ml of methanol and the mixture is heated at reflux for 4 h.

The mixture is cooled using an ice bath and the precipitate is collected by filtration, washed with

ethanol and dried under reduced pressure.

24.34 g of compound are obtained.

Melting point: 182°C

11.2. 5-(5-Chloro-2,3-dihydrobenzofuran-7-yl)-
1,3,4-oxadiazol-2(3H)-one.

24.34 g (0.115 mol) of the hydrazide of
5-chloro-2,3-dihydrobenzofuran-7-carboxylic acid and
500 ml of dioxane are introduced, at room temperature
and with magnetic stirring, into a 1 l reactor, 178 ml
(0.343 mol) of 0.193M phosgene in toluene are added by
means of a dropping funnel and the mixture is stirred
at room temperature for 24 h and then at reflux for 4 h
in order to drive off the excess phosgene.

The solvent is evaporated under reduced pressure and
the residue is taken up in diethyl ether, collected by
filtration and dried.

27 g of compound are obtained.

Melting point: 270°C.

11.3. 5-(5-Chloro-2,3-dihydrobenzofuran-7-yl)-3-[1-
[(1,1-dimethylethoxy)carbonyl]piperidin-4-
yl]-1,3,4-oxadiazol-2(3H)-one.

20 g (0.08 mol) of 5-(5-chloro-2,3-
dihydrobenzofuran-7-yl)-1,3,4-oxadiazol-2(3H)-one, in
suspension in 250 ml of tetrahydrofuran, are introduced
into a 500 ml three-necked round-bottomed flask, cooled
to 0°C and placed under magnetic stirring, followed by
the addition of 10.06 g (0.05 mol) of 1-[(1,1-
dimethylethoxy)carbonyl]piperidin-4-ol, 18.36 g of

triphenylphosphine and 14.81 g (0.085 mol) of ethyl azodicarboxylate and the mixture is stirred at room temperature for 4 h.

The mixture is concentrated under reduced pressure and
5 the residue is recrystallized from a mixture of dichloromethane and diethyl ether.

14.7 g of beige solid are obtained.

Melting point: 203°C.

11.4. 5-(5-Chloro-2,3-dihydrobenzofuran-7-yl)-3-
10 (piperidin-4-yl)-1,3,4-oxadiazol-2(3H)-one hydrochloride.

14.7 g (0.035 mol) of 5-(5-chloro-2,3-dihydrobenzofuran-7-yl)-3-[1-[(1,1-dimethylethoxy)carbonyl]piperidin-4-yl]-1,3,4-
15 oxadiazol-2(3H)-one are dissolved in 150 ml of dichloromethane in a 500 ml round-bottomed flask, 26.8 ml of trifluoroacetic acid are added at 0°C and the mixture is stirred at room temperature for 3 h. 200 ml of water and 47 ml of 30 % sodium hydroxide in
20 300 ml of water are added, the mixture is extracted with chloroform, the organic phase is dried and the solvent is evaporated under reduced pressure.

10.8 g of base are obtained in the form of a white solid.

25 Melting point: 180°C.

3.5 g of hydrochloride are obtained by treatment of 5 g of base with a solution of gaseous hydrochloric acid in ethanol.

Melting point: >260°C.

Example 12 (Compound No. 67).

5- (5-Chloro-2,3-dihydrobenzofuran-7-yl) -3- [1- (2-phenylethyl)piperidin-4-yl] -1,3,4-oxadiazol-2 (3H) -one
5 hydrochloride.

2.5 g (7.77 mmol) of 5-(5-chloro-2,3-dihydrobenzofuran-7-yl) -3- (piperidin-4-yl) -1,3,4-oxadiazol-2 (3H) -one, in solution in 50 ml of butan-2-one, are introduced into a 250 ml three-necked round-bottomed flask, 2.87 g (15.5 mmol) of phenylethyl bromide and then 2.36 g (23.3 mmol) of triethylamine are added and the mixture is stirred at reflux for 20 h. The precipitate formed is collected by filtration, the filtrate is evaporated under reduced pressure, the residue is taken up in water and extracted twice with chloroform and the organic phase is evaporated under reduced pressure.

The residue is dissolved in a solution of gaseous hydrochloric acid in ethanol, diethyl ether is added and the precipitate is collected by filtration and recrystallized from ethanol. 2.0 g of hydrochloride are obtained.

Melting point: 255-257°C.

Example 13 (Compound No. 65).

25 5- (5-Chloro-2,3-dihydrobenzofuran-7-yl) -3- (1-butylpiperidin-4-yl) -1,3,4-oxadiazol-2 (3H) -one.

2.38 g (0.01 mol) of 5-(5-chloro-2,3-dihydrobenzofuran-7-yl) -1,3,4-oxadiazol-2 (3H) -one, in

suspension in 80 ml of tetrahydrofuran, are introduced into a 250 ml three-necked round-bottomed flask, cooled to 0°C and placed under magnetic stirring, 1.57 g (0.01 mol) of 1-butylpiperidin-4-ol, 3.41 g (0.013 mol) of triphenylphosphine and then 2.44 g (0.014 mol) of ethyl azodicarboxylate are added and the mixture is stirred at room temperature for 3 h and then at 40°C for 3 h. The solvent is evaporated under reduced pressure and the residue is taken up in water and extracted five times with diethyl ether.

The organic phase is dried over magnesium sulphate and filtered, the solvent is evaporated under reduced pressure and the residue is purified by chromatography on a column of silica gel, elution being carried out with an 80/20 mixture of ethyl acetate and heptane. 3 g of compound are obtained.

Melting point: 133.8-134°C.

Example 14 (Compound No. 71).

5-(6-Chloro-3,4-dihydro-2H-benzopyran-8-yl)-3-(piperidin-4-yl)-1,3,4-oxadiazol-2(3H)-one hydrochloride.

14.1. Hydrazide of 6-chloro-3,4-dihydro-2H-benzopyran-8-carboxylic acid.

72.8 ml (1.5 mol) of hydrazine hydrate are added to 34 g (0.15 mol) of methyl 6-chloro-3,4-dihydro-2H-benzopyran-8-carboxylate in solution in 250 ml of ethanol and the mixture is heated at reflux for 8 h.

It is cooled using an ice bath and the precipitate is collected by filtration, washed with ethanol and dried under reduced pressure.

31 g of compound are obtained.

5 Melting point: 149°C.

14.2. 5-(6-Chloro-3,4-dihydro-2H-benzopyran-8-yl)-
1,3,4-oxadiazol-2(3H)-one.

31 g (0.137 mol) of the hydrazide of
6-chloro-3,4-dihydro-2H-benzopyran-8-carboxylic acid
10 and 500 ml of dioxane are introduced, at room
temperature and with magnetic stirring, into a 1 l
reactor, 212.7 ml (0.411 mol) of 0.139M phosgene in
toluene are added by means of a dropping funnel and the
mixture is heated at reflux for 2 h.

15 The precipitate is collected by filtration and dried.

26 g of compound are obtained.

Melting point: 246°C.

14.3. 5-(6-Chloro-3,4-dihydro-2H-benzopyran-8-yl)-
3-(piperidin-4-yl)-1,3,4-oxadiazol-2(3H)-one
20 hydrochloride.

20 g (0.08 mol) of 5-(6-chloro-3,4-dihydro-
2H-benzopyran-8-yl)-1,3,4-oxadiazol-2(3H)-one, in
suspension in 300 ml of tetrahydrofuran, are introduced
into a 500 ml three-necked round-bottomed flask, which
25 has been cooled to 0°C and placed under magnetic
stirring, 15.94 g (0.08 mol) of 1-[(1,1-
dimethylethoxy)carbonyl]piperidin-4-ol, 35.36 g
(0.134 mol) of triphenylphosphine and 21.1 ml

(0.134 mol) of ethyl azodicarboxylate are added and the mixture is stirred at room temperature for 4 h. The mixture is concentrated under reduced pressure, the residue is dissolved in 250 ml of dichloromethane, the solution is cooled to 0°C, 100 ml of trifluoroacetic acid are added and the mixture is stirred at room temperature for 2 h.

It is concentrated under reduced pressure, 100 ml of a 1N aqueous hydrochloric acid solution are added and the precipitate is collected by filtration and dried. 19 g of hydrochloride are obtained.

Melting point: 297°C.

Example 15 (Compound No. 77).

5-(6-Chloro-3,4-dihydro-2H-benzopyran-8-yl)-3-[1-[4-[4-(dimethylamino)piperidin-1-yl]-4-oxobutyl]piperidin-4-yl]-1,3,4-oxadiazol-2(3H)-one hydrochloride.

1 g (2.68 mmol) of 5-(6-chloro-3,4-dihydro-2H-benzopyran-8-yl)-3-(piperidin-4-yl)-1,3,4-oxadiazol-2(3H)-one hydrochloride, in solution in 50 ml of acetonitrile, is introduced into a 250 ml three-necked round-bottomed flask, 1.24 ml (5.36 mmol) of 1-(4-chloro-1-oxobutyl)-N,N-dimethylpiperidin-4-amine and 1.12 ml (8 mmol) of triethylamine are added and the mixture is stirred at room temperature overnight. The mixture is evaporated under reduced pressure and the residue is taken up in water and extracted three times with chloroform. The organic phase is dried over magnesium sulphate and filtered, the solvent is

evaporated under reduced pressure and the residue is purified by chromatography on a column of silica gel, elution being carried out with 98/2, 95/5 and then 90/10 mixtures of dichloromethane and methanol.

- 5 A white solid is obtained which is treated in a solution of gaseous hydrochloric acid in ethanol and, after recrystallizing from ethanol, 0.22 g of hydrochloride is finally isolated.

Melting point: 193°C.

- 10 Example 16 (Compound No. 74).

5-(6-Chloro-3,4-dihydro-2H-benzopyran-8-yl)-3-[1-(1-methylethyl)piperidin-4-yl]-1,3,4-oxadiazol-2(3H)-one hydrochloride.

- 15 From 0.5 g (1.34 mmol) of 5-(6-chloro-3,4-dihydro-2H-benzopyran-8-yl)-3-(piperidin-4-yl)-1,3,4-oxadiazol-2(3H)-one hydrochloride and 0.378 g (1.34 mmol) of 1-bromo-1-methylethane, and by carrying out the preparation as described in Example 15, 0.33 g of compound is obtained.

- 20 Melting point: 241°C.

Example 17 (Compound No. 81)

5-(6-Chloro-3,4-dihydro-2H-benzopyran-8-yl)-3-[1-(2,3-dihydro-1H-inden-2-yl)piperidin-4-yl]-1,3,4-oxadiazol-2(3H)-one hydrochloride.

- 25 1.0 g (2.68 mmol) of 5-(6-chloro-3,4-dihydro-2H-benzopyran-8-yl)-3-(piperidin-4-yl)-1,3,4-oxadiazol-2(3H)-one hydrochloride is added to a solution of 1.13 g (8.60 mmol) of indan-2-one in 15 ml of methanol

containing 0.169 ml of acetic acid, 0.709 g (1.13 mmol) of sodium cyanoborohydride is added at a temperature of 5°C and the mixture is stirred for 18 h.

15 ml of aqueous hydrochloric acid are added and, after
5 stirring for 30 min, the mixture is neutralized with 2M aqueous sodium hydroxide.

The mixture is extracted with dichloromethane, the organic phase is separated and dried and the solvent is evaporated under reduced pressure. The residue is
10 purified by preparative thin layer chromatography, elution being carried out with a 98/2 mixture of dichloromethane and methanol.

A white solid is obtained, the hydrochloride of which is prepared in the usual way. 0.8 g of salt is
15 isolated.

Melting point: 283-284°C.

Example 18 (Compound No. 75)

5-(6-Chloro-3,4-dihydro-2H-benzopyran-8-yl)-3-[1-[5-[4-(dimethylamino)piperidin-1-yl]-5-oxopentyl]piperidin-4-
20 yl]-1,3,4-oxadiazol-2(3H)-one fumarate (1:2).

A suspension of 2.0 g (5.37 mmol) of 5-(6-chloro-3,4-dihydro-2H-benzopyran-8-yl)-3-(piperidin-4-yl)-1,3,4-oxadiazol-2(3H)-one hydrochloride in 75 ml of acetonitrile containing 2.24 ml (16 mmol) of
25 triethylamine and 1.44 g (5.37 mmol) of 1-(5-chloro-1-oxopentyl)-N,N-dimethylpiperidin-4-amine is heated at reflux for 2 h.

2.88 g (10.74 mmol) of additional 1-(5-chloro-1-

oxopentyl)-N,N-dimethylpiperidin-4-amine are added and heating is continued for 18 h.

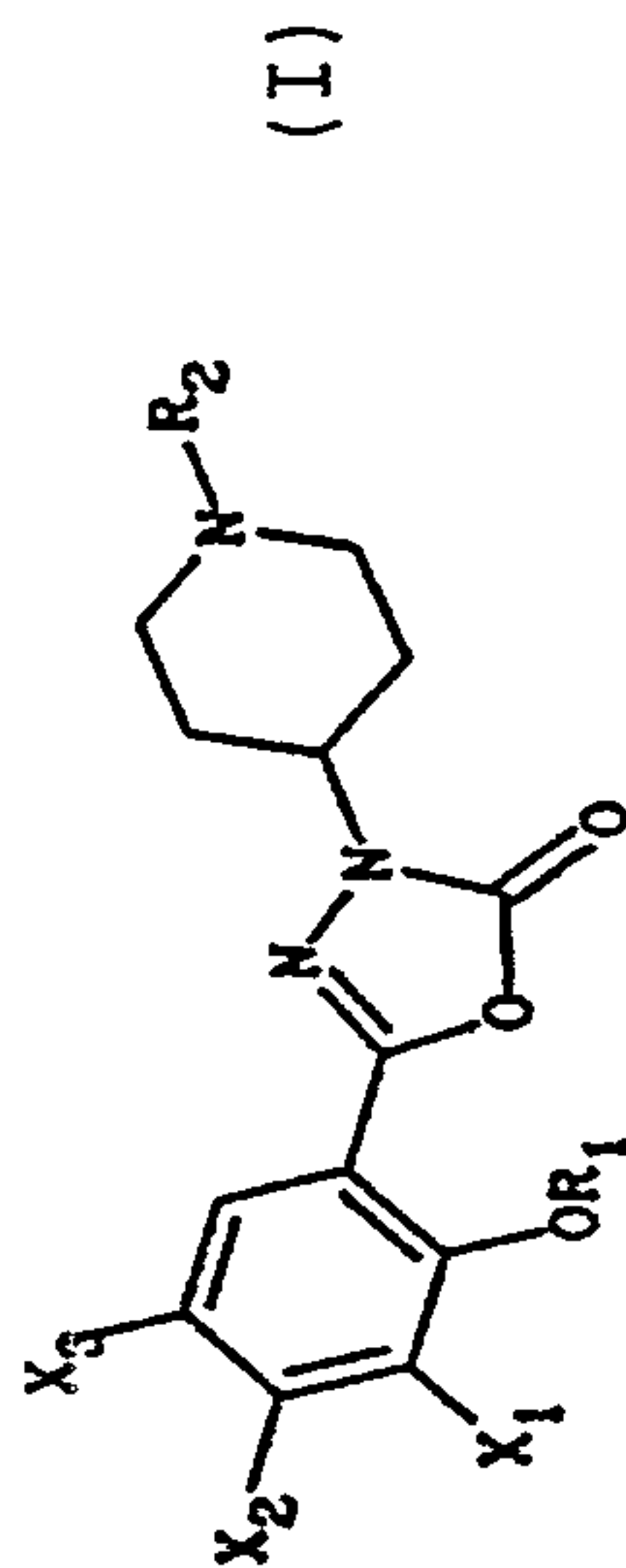
The solvent is evaporated under reduced pressure and the residue is taken up in water and extracted with
 5 chloroform. After drying the organic phase, the residue is purified by chromatography on a column of silica gel, elution being carried out with a 98/2 to 90/10 mixture of dichloromethane and methanol. 0.4 g of product is obtained in the form of the base, the
 10 difumarate of which is prepared in the usual way. Melting point: 127°C.

The chemical structures and the physical properties of some compounds according to the invention are illustrated in the following table. In the R₁ and
 15 the R₂ columns, cC₃H₅ denotes a cyclopropyl group, cC₆H₁₁ a cyclohexyl group, C₆H₅ a phenyl group, C₆C₄-n-X a phenyl group substituted by X in the n-position, C₆H₃-m,n-X₂ a phenyl group disubstituted by X in the m- and n-positions, 1-C₉H₉ a 2,3-dihydro-1H-inden-1-yl
 20 group, 2-C₉H₉ a 2,3-dihydro-1H-inden-2-yl group, NC₅H₁₀ a piperidin-1-yl group and NC₅H₉-4-N(CH₃)₂ a 4-(dimethylamino)piperidin-1-yl group.

In the Salt column, - denotes the base, HBr denotes a hydrobromide, HCl a hydrochloride, 2HCl a (1:2)
 25 hydrochloride, fum. a fumarate, 2fum. a (1:2) fumarate and tar. a tartrate.

In the M.p. (°C) column, (d) denotes a melting point with decomposition.

Table



No.	OR ₁	X ₁	X ₂	X ₃	R ₂	Salt	M.p. (°C)
1	-OCH ₃	H	NH ₂	Cl	H	HBr	278-280
2	-OCH ₃	H	NH ₂	Cl	-CH ₃	-	162
3	-OCH ₃	H	NH ₂	Cl	-CH(CH ₃) ₂	HCl	212-218
4	-OCH ₃	H	NH ₂	Cl	-(CH ₂) ₃ CH ₃	HCl	248-251
5	-OCH ₃	H	NH ₂	Cl	-CH ₂ CC ₆ H ₁₁	-	230 (d)
6	-OCH ₃	H	NH ₂	Cl	-(CH ₂) ₂ CH(OH)CF ₃ (R)	HCl	186.5-186.7
7	-OCH ₃	H	NH ₂	Cl	-CH ₂ C ₆ H ₅	HCl	226
8	-OCH ₃	H	NH ₂	Cl	-CH ₂ COC ₆ H ₅	-	166
9	-OCH ₃	H	NH ₂	Cl	-(CH ₂) ₂ C ₆ H ₅	-	188.2
10	-OCH ₃	H	NH ₂	Cl	-(CH ₂) ₃ C ₆ H ₅	-	184.5
11	-OCH ₃	H	NH ₂	Cl	-CH ₂ CH:CHC ₆ H ₅	-	149.3-149.4
12	-OCH ₃	H	NH ₂	Cl	-CH ₂ CO ₂ CH ₂ CH ₃	-	118.4-118.6
						HCl	223-224

No.	OR ₁	X ₁	X ₂	X ₃	R ₂	Salt	M.p. (°C)
13	-OCH ₃	H	NH ₂	Cl	-CH ₂ CON(CH ₃) ₂	HCl	212-213
14	-OCH ₃	H	NH ₂	Cl	-(CH ₂) ₂ NHSO ₂ CH ₃	-	167
15	-OCH ₃	H	NH ₂	Cl	-(CH ₂) ₃ CONC ₅ H ₉ -4-N(CH ₃) ₂	-	152
16	-OCH ₃	H	NH ₂	Cl	-(CH ₂) ₃ CONC ₅ H ₁₀	-	209-211
17	-OCH ₃	H	H	Cl	-(CH ₂) ₃ CH ₃	-	82.2-82.4
18	-OCH ₃	H	H	Cl	-CH ₃	HCl	255
19	-OCH ₂ CC ₃ H ₅	H	NH ₂	Cl	-(CH ₂) ₃ CH ₃	HCl	237-238
20	-OCH ₃	Cl	NH ₂	Cl	-(CH ₂) ₃ CH ₃	HCl	225-230
21	-OCH ₃	H	NH ₂	Cl	-CH ₂ CH(OH)C ₆ H ₅ (±)	-	200
22	-OCH ₃	-OCH ₃	H	H	-(CH ₂) ₂ C ₆ H ₅	HCl	205
23	-OCH ₃	H	NH ₂	H	-(CH ₂) ₂ C ₆ H ₅	-	181-182
24	-OCH ₃	H	NH ₂	Cl	2-C ₉ H ₉	HBr	282-283
25	-OCH ₃	H	NH ₂	Cl	1-C ₉ H ₉	HCl	207
26	-OCH ₃	-OCH ₃	H	H	-(CH ₂) ₄ CO-NC ₅ H ₉ -4-N(CH ₃) ₂	fum.	100-105
27	-OCH ₃	H	NH ₂	Cl	-(CH ₂) ₄ CO-NC ₅ H ₉ -4-N(CH ₃) ₂	fum.	180-182
28	-O(CH ₂) ₂ O-		NH ₂	Cl	H	-	213-215
						HBr	>260
29	-O(CH ₂) ₂ O-		NH ₂	Cl	-CH ₃	HBr	248
30	-O(CH ₂) ₂ O-		NH ₂	Cl	-CH(CH ₃) ₂	-	207
						HCl	292-297

No.	OR ₁	X ₁	X ₂	X ₃	R ₂	Salt	M.p. (°C)
31	-O(CH ₂) ₂ O-		NH ₂	Cl	-(CH ₂) ₃ CH ₃	-	158-159 280-283
32	-O(CH ₂) ₂ O-		NH ₂	Cl	-(CH ₂) ₃ CF ₃	-	188
33	-O(CH ₂) ₂ O-		NH ₂	Cl	-CH ₂ C ₆ H ₅	-	198.3-199.9
34	-O(CH ₂) ₂ O-		NH ₂	Cl	-(CH ₂) ₂ C ₆ H ₅	HCl	264.8-266.5
35	-O(CH ₂) ₂ O-		NH ₂	Cl	-(CH ₂) ₃ CO-NC ₅ H ₉ -4-N(CH ₃) ₂	-	165
36	-O(CH ₂) ₂ O-		H	Cl	-(CH ₂) ₂ C ₆ H ₅	-	181.3-181.4
37	-O(CH ₂) ₂ O-		NH ₂	Cl	-CH ₂ C ₆ H ₄ -4-CF ₃	-	198
38	-O(CH ₂) ₂ O-		NH ₂	Cl	-CH ₂ C ₆ H ₄ -4-F	HCl	230-240
39	-O(CH ₂) ₂ O-		NH ₂	Cl	-CH ₂ C ₆ H ₄ -4-OCH ₃	-	171
40	-O(CH ₂) ₂ O-		H	Cl	-(CH ₂) ₂ C ₆ H ₃ -3,4-(OCH ₃) ₂	-	140
41	-O(CH ₂) ₂ O-		NH ₂	Cl	-CH ₂ CC ₃ H ₅	-	166
42	-O(CH ₂) ₂ O-		NH ₂	Cl	-CH ₂ CC ₆ H ₁₁	-	241
43	-O(CH ₂) ₂ O-		H	Cl	-(CH ₂) ₃ CH ₃	-	122
44	-O(CH ₂) ₂ O-		H	Cl	-(CH ₂) ₂ C ₆ H ₄ -4-F	-	173
45	-O(CH ₂) ₂ O-		H	Cl	-(CH ₂) ₂ C ₆ H ₄ -4-CF ₃	-	134
46	-O(CH ₂) ₂ O-		NH ₂	H	-CH ₃	-	165
47	-O(CH ₂) ₂ O-		H	H	-(CH ₂) ₃ CH ₃	-	104
48	-O(CH ₂) ₂ O-		H	H	-(CH ₂) ₂ C ₆ H ₅	HCl	227-228
49	-O(CH ₂) ₂ O-		H	H	H	HCl	>260

No.	OR ₁	X ₁	X ₂	X ₃	R ₂	Salt	M.p. (°C)
50	-OCH ₂ O-		H	H	-(CH ₂) ₂ C ₆ H ₅	HCl	225 (d)
51	-O(CH ₂) ₃ O-		NH ₂	Cl	-CH(CH ₃) ₂	-	151
52	-O(CH ₂) ₃ O-		NH ₂	Cl	-(CH ₂) ₂ C ₆ H ₅	HBr	245
53	-O(CH ₂) ₃ O-		NH ₂	Cl	-CH ₂ C ₆ H ₅	-	160
54	-O(CH ₂) ₃ O-		NH ₂	Cl	H	HBr	>340
55	-O(CH ₂) ₃ O-		NH ₂	Cl	-(CH ₂) ₃ CH ₃	-	126
56	-O(CH ₂) ₂ O-		NH ₂	Cl	(±) -CH ₂ CH(OH)C ₆ H ₅ (S) [α] _D ²⁰ = +17.39, c=1, DMSO (R) [α] _D ²⁰ = -17.3, c=1, DMSO	-	237 240-245 240-245
57	-O(CH ₂) ₂ O-		NH ₂	Cl	-CH ₂ COC ₆ H ₅	-	207
58	-O(CH ₂) ₂ O-		NH ₂	Cl	-(CH ₂) ₃ O-C ₆ H ₄ -4-F	HCl	147
59	-O(CH ₂) ₂ O-		NH ₂	Cl	-(CH ₂) ₄ CO-NC ₅ H ₉ -4-N(CH ₃) ₂	fum.	128-132
60	-O(CH ₂) ₂ O-		H	H	-(CH ₂) ₄ CO-NC ₅ H ₉ -4-N(CH ₃) ₂	fum.	193-195
61	-OCH ₂ O-		H	H	-(CH ₂) ₄ CO-NC ₅ H ₉ -4-N(CH ₃) ₂	fum.	217-220
62	-O(CH ₂) ₂ -		H	Cl	H	HCl	>260
63	-O(CH ₂) ₂ -		H	Cl	-CH ₃	HCl	222
64	-O(CH ₂) ₂ -		H	Cl	-CH(CH ₃) ₂	HCl	279
65	-O(CH ₂) ₂ -		H	Cl	-(CH ₂) ₃ CH ₃	-	133.8-134
66	-O(CH ₂) ₂ -		H	Cl	-CH ₂ C ₆ H ₅	HCl	253-256
67	-O(CH ₂) ₂ -		H	Cl	-(CH ₂) ₂ C ₆ H ₅	HCl	255-257

No.	OR ₁	X ₁	X ₂	X ₃	R ₂	Salt	M.p. (°C)
68	-O(CH ₂) ₂ -		H	H	-(CH ₂) ₂ C ₆ H ₅	HCl	222
69	-O(CH ₂) ₂ -		H	H	-(CH ₂) ₃ CH ₃	-	(oil)
70	-O(CH ₂) ₃ -		H	Cl	-CH ₂ C ₆ H ₅	HCl	259
71	-O(CH ₂) ₃ -		H	Cl	H	HCl	297
72	-O(CH ₂) ₃ -		H	Cl	-(CH ₂) ₂ C ₆ H ₅	HCl	148
73	-O(CH ₂) ₃ -		H	Cl	-(CH ₂) ₃ CH ₃	HCl	243
74	-O(CH ₂) ₃ -		H	Cl	-CH(CH ₃) ₂	HCl	241
75	-O(CH ₂) ₃ -		H	Cl	-(CH ₂) ₄ CO-NC ₅ H ₉ -4-N(CH ₃) ₂	2fum.	127
76	-O(CH ₂) ₃ -		H	H	-(CH ₂) ₂ C ₆ H ₅	HCl	227
77	-O(CH ₂) ₃ -		H	Cl	-(CH ₂) ₃ CO-NC ₅ H ₉ -4-N(CH ₃) ₂	HCl	193
78	-O(CH ₂) ₂ -		H	Cl	-(CH ₂) ₄ CO-NC ₅ H ₉ -4-N(CH ₃) ₂	fum.	116-118
79	-O(CH ₂) ₃ -		H	Cl	-CH ₂ CO-NC ₅ H ₉ -4-N(CH ₃) ₂	tar.	156-158
80	-O(CH ₂) ₃ -		H	Cl	-(CH ₂) ₅ CO-NC ₅ H ₉ -4-N(CH ₃) ₂	tar.	199-201
81	-O(CH ₂) ₃ -		H	Cl	2-C ₉ H ₉	HCl	283-284
82	-O(CH ₂) ₃ -		H	Cl	-(CH ₂) ₂ CO-NC ₅ H ₉ -4-N(CH ₃) ₂	tar.	138-140

The compounds of the invention have formed the subject of tests which have demonstrated their advantage as substances possessing therapeutic activities.

5 Thus, the compounds of the invention were studied for their affinity with respect to 5-HT₄ receptors in the striatum of guinea pigs according to the method described by Grossman et al. in *Br. J. Pharmacol.*, (1993) 109, 618-624.

10 Guinea pigs (Hartley, Charles River, France) weighing 300 to 400 g are humanely killed, the brains are removed and the striata are excised and frozen at -80°C.

On the day of the experiment, the tissue is defrosted
15 at +4°C in 33 volumes of HEPES-NaOH buffer (50 mM, pH = 7.4 at 20°C) and is homogenized using a Polytron[®] mill, the homogenate is centrifuged at 48,000 g for 10 min, the pellet is recovered, resuspended and recentrifuged under the same conditions and the final
20 pellet is resuspended in HEPES-NaOH buffer, in the proportion of 30 mg of tissue per ml. 100 µl of this membrane suspension are incubated at 0°C for 120 min in the presence of [³H]GR113808 (ligand described in the cited article, specific activity 80-85 Ci/mmol) in a
25 final volume of 1 ml of HEPES-NaOH buffer (50 mM, pH = 7.4), in the presence or in the absence of test compound. Incubation is halted by filtration through a Whatman GF/B filter pretreated with 0.1 %

polyethyleneimine, each tube is rinsed with 4 ml of buffer at 0°C, filtration is again carried out and the radioactivity retained on the filter is measured by liquid scintigraphy.

- 5 The non-specific binding is determined in the presence of 30 μ M serotonin. The specific binding represents 90 % of the total radioactivity recovered on the filter.

For each concentration of studied compound, the
10 percentage of inhibition of the specific binding of [³H]GR113808 and then the IC₅₀, the concentration of the tested compound which inhibits 50 % of the specific binding, are determined.

The IC₅₀ values of the most active compounds lie between
15 0.1 and 10 nM.

The compounds of the invention were also studied as regards their agonist or antagonist effects with respect to 5-HT₄ receptors in the rat oesophagus, according to the method described by Baxter et al. in
20 *Naunyn Schmied. Arch. Pharmacol.*, (1991) 343, 439.
Male Sprague-Dawley rats weighing from 300 to 450 g are used. An approximately 1.5 cm fragment is quickly removed from the end part of the oesophagus, the muscular layer is removed and the internal muscular
25 mucosal tunic is opened longitudinally, mounted in an isolated organ vessel containing a Krebs-Henseleit solution at 32°C oxygenated by a carbogen stream (95 % O₂ and 5 % CO₂) and connected to an isometric transducer

under a basal tension of 0.5 g. A contraction of the tissue is induced by the addition of 0.5 μ M of carbachol, there is a wait while the contraction becomes stabilized (15 min), and then the preparation is exposed to serotonin (1 μ M) in order to quantify the maximum relaxation. The tissue is washed and, after a period of 20 min, 0.5 μ M of carbachol is again added and the preparation is exposed to the study compound, in increasing additive concentrations from 0.1 to 1 μ M. The compounds which induce a relaxation are regarded as 5-HT₄ agonists.

For the compounds which do not induce relaxation, the preparation is exposed to serotonin in increasing additive concentrations, from 0.1 nM to a concentration inducing a maximum relaxation, and the relaxation curve due to serotonin, in the presence of the study compound, is then compared with a control curve prepared in the absence of the said compound. If its presence induces a shift of the curve towards the right, the study compound is then regarded as a 5-HT₄ antagonist.

The results of these two biological tests show that the compounds of the invention are powerful ligands for serotonergic receptors of 5-HT₄ type and that they act on these receptors either as agonists or as antagonists.

Finally, the compounds of the invention have formed the subject of an *in vitro* study with respect to

their affinity for the H₃ histaminergic receptors of the rat brain, essentially as described by Korte A. et al., *Biochem. Phys. Res. Commun.*, (1990) 168, 979-986, and West R.E. et al., *Mol. Pharmacol.*, (1990) 38, 610-613.

Male Sprague-Dawley rats (OFA, Iffa Credo, France), weighing from 250 to 300 g, are humanely killed and their brains are removed. The tissues are homogenized using a PolytronTM mill (position 7, for 20 s) in 20 volumes of Tris-HCl buffer (50 mM, pH 7.4 at 22°C). The homogenate is centrifuged at 1000 g for 10 min and then the supernatant is subjected to a further centrifuging at 45,000 g for 20 min at 4°C. The pellet is then washed by resuspending in buffer, homogenizing and centrifuging. The final pellet is resuspended in the buffer in the proportion of 100 mg of starting tissue per millilitre and is then divided into 11 ml aliquot fractions which are frozen at -80°C. On the day of the experiment, the membrane suspension (100 µl, 300 to 400 µg of proteins) is incubated at 30°C for 60 min in the presence of 0.5 nM of [³H]N^α-methylhistamine (specific activity 75 to 80 Ci/mmol, New England Nuclear, Du Pont de Nemours, Boston, USA) in a final volume of 500 µl of Tris-HCl buffer, in the presence or in the absence of test compound. Incubation is halted by filtration through Whatman GF/BTM filters pretreated with polyethylenimine (0.4 %). Each reaction tube is rinsed 3 times with 4 ml of cold (0°C) Tris-HCl

buffer. The filters are dried in an oven at 120°C for 5 min. The radioactivity retained on the filters is determined by liquid scintigraphy. The non-specific binding is determined in the presence of 10 μ M of thioperamide (*N*-cyclohexyl-4-(1*H*-imidazol-4-yl)piperidine-1-carbothioamide).

For each concentration of studied compound, the percentage of inhibition of the specific binding of [³H]N ^{α} -methylhistamine is calculated and then the concentration IC₅₀ of compound which inhibits 50 % of the binding is determined.

The most active compounds of the invention in this test have an IC₅₀ of the order of 5 nM.

The results of the various biological tests carried out on the compounds of the invention show that they are ligands for 5-HT₄ receptors and/or H₃ receptors.

These results suggest that the compounds can be used for the treatment and prevention of disorders in which the 5-HT₄ and/or H₃ receptors are involved, in particular at the level of the central nervous system, of the gastrointestinal system, of the system of the lower urinary tract or of the cardiovascular system.

At the level of the central nervous system, these disorders and problems comprise in particular neurological and psychiatric disorders such as cognitive disorders, psychoses, compulsive and obsessional behaviours and states of depression and of

anxiety. The cognitive disorders comprise, for example, memory and attention deficits, states of dementia (senile dementias of the Alzheimer's disease type or dementias related to age), cerebrovascular deficiencies or Parkinson's disease. The psychoses comprise, for example, paranoia, schizophrenia, mania and autism. The compulsive and obsessional behaviours comprise, for example, eating disorders of the loss of appetite or bulimia type. The states of depression and of anxiety comprise, for example, anxieties of anticipatory type (before a surgical operation, before dental treatment, and the like) or the anxiety caused by dependence on or withdrawal from alcohol or drugs. Finally, mention may also be made of mania, epilepsy, sleep disorders, seasonal affective disorders or migraines.

At the level of the gastrointestinal system, these disorders and problems comprise in particular direct or indirect disorders of gastromotility of the oesophagus, of the stomach or of the intestines, nausea or specific complaints, such as dyspepsia, ulcer, gastro-oesophagal reflux, flatulence, irritable bowel syndrome, disorders of intestinal secretion or diarrhoeas, for example those induced by cholera or by carcinoid syndrome, or disorders which may or may not be related to atmospheric pollution, such as asthma, rhinites and breathing difficulties.

At the level of the system of the lower urinary tract, these disorders and problems comprise in

particular urinary incontinences, dysuria or urinary retention.

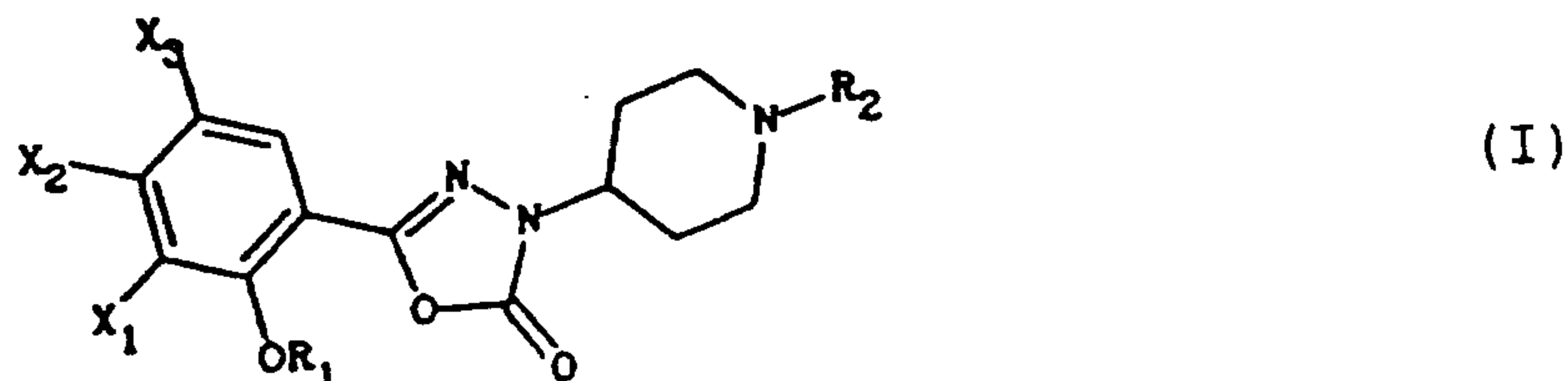
At the level of the cardiovascular system, these disorders and problems comprise in particular pathologies related, directly or indirectly, to cardiac arrhythmias, to hypertension, to ischaemia, to myocardial infarction or to unstable angina or problems of reocclusion after recanalization, for example after fibrinolytic or thrombolytic therapy, angioplasty or heart surgery.

Glaucoma is also a disorder capable of being treated by the compounds of the invention.

The compounds of the invention can be presented in all forms of compositions appropriate for enteral or parenteral administration, such as tablets, dragées, capsules, including hard gelatin capsules, suspensions or solutions to be swallowed or injected, such as syrups or phials, and the like, in combination with suitable excipients, and in doses which make possible a daily administration of 0.001 to 20 mg/kg.

CLAIMS:

1. Compound, optionally in the form of a pure optical isomer or of a mixture of such isomers,
5 corresponding to the general formula (I)



10

- in which R₁ represents a (C₁-C₄) alkyl or (C₃-C₇) cycloalkylmethyl group,
X₁ represents a hydrogen or halogen atom or a (C₁-C₄) alkoxy group or
15 OR₁ and X₁ together represent a group of formula -OCH₂O-, -O(CH₂)₂-, -O(CH₂)₃-, -O(CH₂)₂O- or -O(CH₂)₃O-,
X₂ represents a hydrogen atom or an amino group,
X₃ represents a hydrogen or halogen atom, and
R₂ represents a hydrogen atom, a 2-ethoxy-2-oxoethyl
20 group, a 2-(dimethylamino)-2-oxoethyl group, a 2-[(methylsulphonyl)amino]ethyl group, a 2-oxo-2-phenylethyl group, a 2-hydroxy-2-phenylethyl group, a butyl group, a 4,4,4-trifluorobutyl group, a 4-trifluoro-3-hydroxybutyl group, a phenyl(C₁-C₃)alkyl
25 group optionally substituted on the phenyl ring by a halogen atom, by a trifluoromethyl group or by one or two methoxy groups, a 4-oxo-4-(piperidin-1-yl)butyl group, a 2-[4-(dimethylamino)piperidin-1-yl]-2-oxoethyl group, a 4-[4-(dimethylamino)piperidin-1-yl]-4-oxobutyl
30 group, a 5-[4-(dimethylamino)piperidin-1-yl]-5-oxopentyl group or a 6-[4-(dimethylamino)piperidin-1-yl]-6-oxohexyl group,

in the form of the free base or of an addition salt with an acid.

2. Compound according to Claim 1,
5 characterized in that R_2 represents a 2-ethoxy-2-oxoethyl group, a 2-(dimethylamino)-2-oxoethyl group, a 2-[(methylsulphonyl)amino]ethyl group, a 2-oxo-2-phenylethyl group, a 2-hydroxy-2-phenylethyl group, a butyl group, a 4,4,4-trifluorobutyl group or a
10 4-trifluoro-3-hydroxybutyl group.

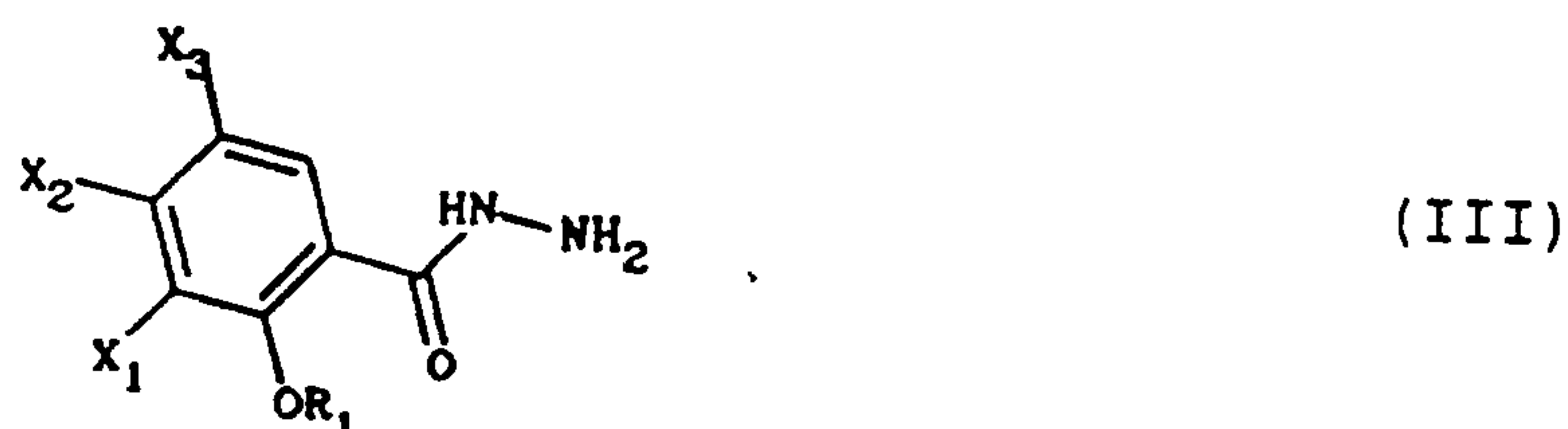
3. Compound according to Claim 1,
characterized in that R_2 represents a phenyl(C_1 - C_3)alkyl group optionally substituted on the phenyl ring by a halogen atom, by a trifluoromethyl group or by one or
15 two methoxy groups.

4. Compound according to Claim 1,
characterized in that R_2 represents a 4-oxo-4-(piperidin-1-yl)butyl group, a 2-[4-(dimethylamino)piperidin-1-yl]-2-oxoethyl group, a
20 4-[4-(dimethylamino)piperidin-1-yl]-4-oxobutyl group, a 5-[4-(dimethylamino)piperidin-1-yl]-5-oxopentyl group or a 6-[4-(dimethylamino)piperidin-1-yl]-6-oxohexyl group.


5. Process for the preparation of compounds
25 according to Claim 1, characterized in that an ester of general formula (II)



in which R_1 , X_1 , X_2 and X_3 are as defined in Claim 1 and R_3 represents a methyl or ethyl group, is reacted with hydrazine hydrate, in order to obtain a hydrazide of general formula (III)



5 which is cyclized to the oxadiazole of general formula (IV)



the latter is then reacted with a piperidin-4-ol of general formula (V)

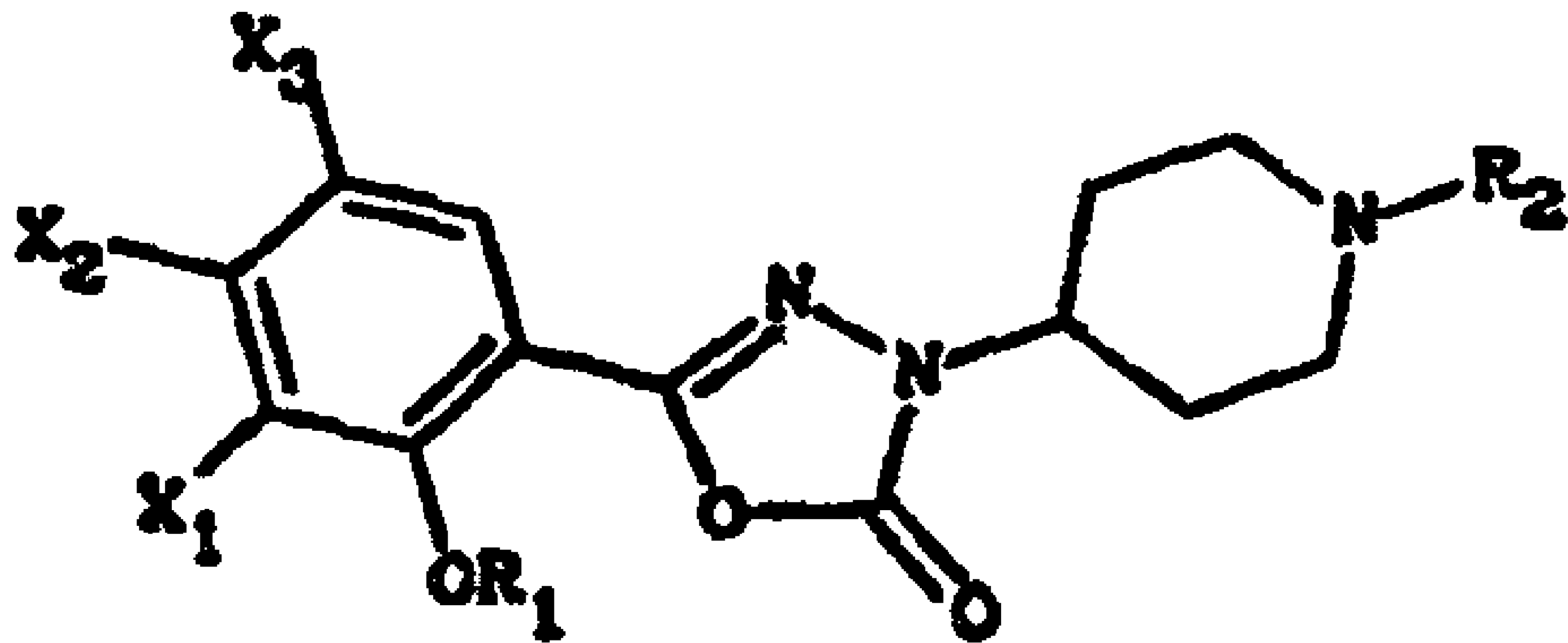


in which R_2 is as defined with respect to the general

formula (I) but is other than a hydrogen atom or else represents a (1,1-dimethylethoxy)carbonyl protective group, in the presence of triphenylphosphine and ethyl azodicarboxylate, then, if it takes place, the nitrogen
5 of the piperidine ring is deprotected and, when R_2 represents a hydrogen atom and if it is desired, the compound obtained is reacted with a derivative of general formula R_2-X , in which X represents a leaving or functionalizable group and R_2 is as defined with
10 respect to the general formula (I) but is other than a hydrogen atom.

15

6. Pharmaceutical composition,
20 characterized in that it contains a compound according to one of Claims 1 to 4, in combination with an excipient.



(1)