



US006620825B1

(12) **United States Patent**
Ohkawa et al.

(10) **Patent No.:** **US 6,620,825 B1**
(45) **Date of Patent:** ***Sep. 16, 2003**

- (54) **ADENOSINE A₃ RECEPTOR ANTAGONISTS**
- (75) Inventors: **Shigenori Ohkawa**, Takatsuki (JP);
Hiroyuki Kimura, Sakai (JP); **Naoyuki**
Kanzaki, Ibaraki (JP)
- (73) Assignee: **Takeda Chemical Industries, Ltd.**,
Osaka (JP)
- (*) Notice: Subject to any disclaimer, the term of this patent is extended or adjusted under 35 U.S.C. 154(b) by 0 days.

EP	0149884 A2	7/1985
GB	2288733 A	11/1995
JP	5-70446	3/1993
JP	7-503023	3/1995
WO	WO 93/15071	8/1993
WO	WO 93/21168	10/1993
WO	WO95/11681	5/1995
WO	WO 97/33879	9/1997
WO	WO 97/35855	10/1997
WO	WO 97/35856	10/1997
WO	WO 98/21957	5/1998

This patent is subject to a terminal disclaimer.

- (21) Appl. No.: **10/161,181**
- (22) Filed: **Jun. 3, 2002**

Related U.S. Application Data

- (62) Division of application No. 09/463,639, filed as application No. PCT/JP98/04837 on Oct. 26, 1998, now Pat. No. 6,436,966.

(30) Foreign Application Priority Data

Oct. 27, 1998 (JP) 9-294485

- (51) **Int. Cl.**⁷ **A01N 43/40**
- (52) **U.S. Cl.** **514/340**; 514/341; 514/342;
546/270.4; 546/271.4; 546/274.4
- (58) **Field of Search** 514/340, 341,
514/342; 546/270.4, 271.4, 274.4

(56) References Cited

U.S. PATENT DOCUMENTS

4,272,543 A	6/1981	Niedballa et al.
4,612,321 A	9/1986	Terao et al.
5,783,664 A	7/1998	Lee et al.
6,436,966 B1 *	8/2002	Ohkawa et al. 514/340

FOREIGN PATENT DOCUMENTS

DE	2856909 A	7/1980
DE	3601411 A	7/1987

OTHER PUBLICATIONS

C D Nicholson: "Differential modulation of tissue function and therapeutic potential of selective inhibitors of cyclic nucleotide phosphodiesterase isoenzymes" Trends in Pharmacological Sciences, vol. 12, No. 1, Jan. 1, 1991, pp. 19-27.

A. M. Manning et al.: "Transcription inhibitors in inflammation" Expert Opinion on Investigational Drugs, vol. 6, No. 5, Jan. 1, 1997, pp. 555-567.

G. Strappaghetti et al.: "Adenosine receptors: Synthesis, structure-activity relationships and biological activity of new 6-amino purine derivatives" Eur. J. Med. Chem. 33(1998), pp. 501-508.

J. Jiang et al.: "Structure-Activity Relationships of 4-(Phenylethynyl)-6-phenyl-1,4-dihydropyridines as Highly Selective A₃ Adenosine Receptor Antagonists" J. Med. Chem. 1997, vol. 40, No. 16, pp. 2596-2608.

* cited by examiner

Primary Examiner—D. Margaret Seaman

(74) *Attorney, Agent, or Firm*—Mark Chao; Elaine M. Ramesh

(57) ABSTRACT

A pharmaceutical composition for antagonizing adenosine at adenosine A₃ receptors which comprises a 1,3-azole compound substituted on the 4- or 5-position, or both, by a pyridyl which may be substituted is provided and can be used as a prophylactic and therapeutic agent for asthma, allergosis, inflammation, and so on.

12 Claims, No Drawings

1

ADENOSINE A₃ RECEPTOR ANTAGONISTS

This application is a divisional of U.S. patent application Ser. No. 09/463,639, now U.S. Pat. No. 6,436,966, issued Aug. 20, 2002, which was the National Phase filing of International Patent Application No. PCT/JP98/04837, filed Oct. 26, 1998.

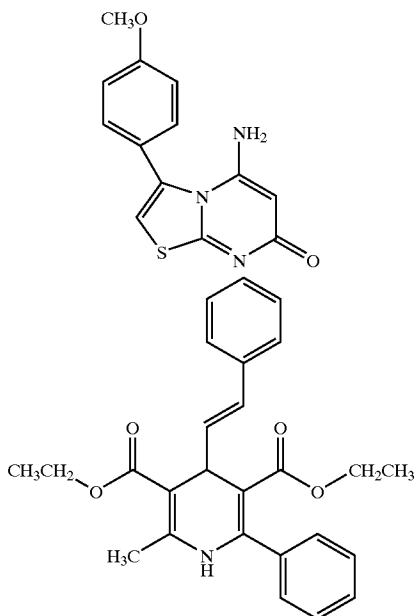
TECHNICAL FIELD

The present invention relates to an agent for antagonizing adenosine at adenosine A₃ receptors and a novel thiazole compound having a superior antagonistic activity at adenosine A₃ receptor.

BACKGROUND ART

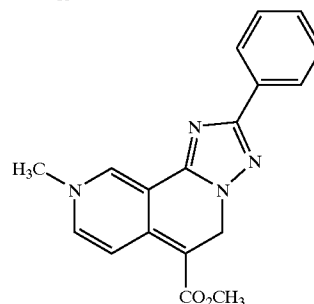
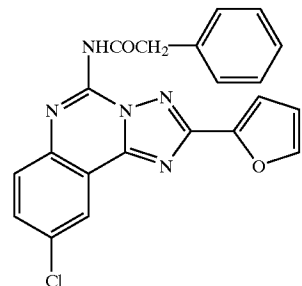
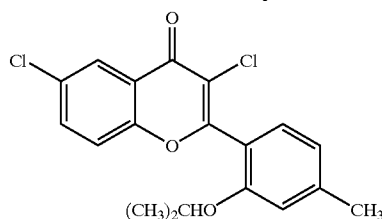
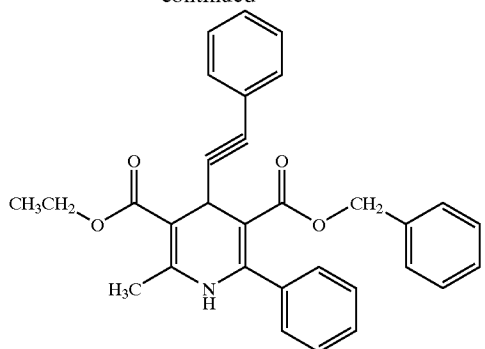
As subtypes of adenosine receptors, A₁, A_{2a}, A_{2b} and A₃ are known. Adenosine induces bronchial constriction in asthma patients, while theophylline, which is known as an antiasthmatic, antagonizes adenosine. Recently several reports showed that activation of adenosine A₃ receptors in rats promotes degranulation of mast cells [Journal of Biological Chemistry, 268, 16887-16890 (1993)], that adenosine A₃ receptors exist on peripheral blood eosinophils and that the stimulation of adenosine A₃ receptors activates phospholipase C and elevates intracellular calcium [Blood, 88, 3569-3574 (1996)].

Currently, as selective A₃ adenosine receptor antagonists, xanthine derivatives are reported in GB-A-2288733 and WO 95/11681, and the following compounds are reported in Journal of Medicinal Chemistry, 40, 2596-2608(1997).



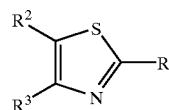
2

-continued



The following thiazole compounds are known.

1) A thiazole derivative of the formula:

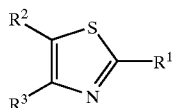


wherein R¹ represents i) cycloalkyl, ii) cyclic amino, iii) amino which may be substituted by 1 or 2 substituents selected from the group consisting of lower alkyl, phenyl, acetyl and lower alkoxyacetyl, iv) alkyl which may be substituted by a substituent selected from the group consisting of hydroxy, carboxy and lower alkoxyacetyl or v) phenyl which may be substituted by a substituent selected from the group consisting of carboxy, 2-carboxyethenyl and 2-carboxy-1-propenyl; R² represents pyridyl which may be substituted by a lower alkyl; and R³ represents phenyl which may be substituted by a substituent selected from the group consisting of lower alkoxy, lower alkyl, hydroxy, halogen

3

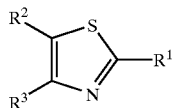
and methylenedioxy, or a salt thereof, which has analgesic, anti-pyretic, anti-inflammatory, anti-ulcer, thromboxane A₂ (TXA₂) synthetase inhibitory and platelet aggregation inhibiting actions (JP-A-60-58981).

2) A 1,3-thiazole derivative of the formula:



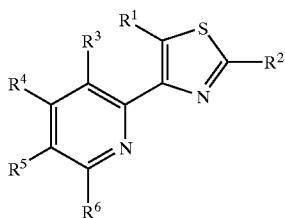
wherein R¹ represents an optionally substituted alkyl, alkenyl, aryl, aralkyl, cycloalkyl, heterocyclic group having carbon as the attachment point or amino; R² represents pyridyl which may be substituted by an alkyl; and R³ represents phenyl which may be substituted, or a salt thereof, which has analgesic, anti-pyretic, anti-inflammatory, anti-ulcer, thromboxane A₂ (TXA₂) synthetase inhibitory and platelet aggregation inhibiting actions (JP-A-61-10580).

3) A 1,3-thiazole derivative of the formula:



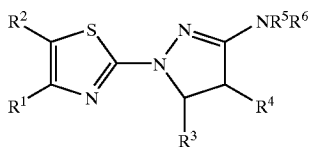
wherein R¹ represents an optionally substituted alkyl, alkenyl, aryl, aralkyl, cycloalkyl, heterocyclic group having carbon as the attachment point or amino; R² represents pyridyl which may be substituted by an alkyl; and R³ represents aryl which may be substituted, or a salt thereof, which has analgesic, anti-pyretic, anti-inflammatory, anti-ulcer, thromboxane A₂ (TXA₂) synthetase inhibitory and platelet aggregation inhibiting actions (U.S. Pat. No. 4,612, 321).

4) A compound of the formula:



wherein R¹ is an optionally substituted phenyl, R² is C₁₋₆ alkyl or (CH₂)_nAr, n is 0-2, Ar is an optionally substituted phenyl, R³ is hydrogen or C₁₋₄ alkyl, R⁴ is hydrogen, C₁₋₄ alkyl, etc, R⁵ is hydrogen or C₁₋₄ alkyl, R⁶ is hydrogen, C₁₋₄ alkyl, etc, or salt thereof, which has an activity of inhibiting gastric acid secretion (JP-A-07-503023, WO 93/15071).

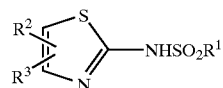
5) A compound of the formula:



wherein R¹ is pyridyl, etc, R² is phenyl, etc, R³ and R⁴ are hydrogen or methyl, R⁵ is methyl, etc, R⁶ is hydrogen or methyl, etc, or a salt thereof, which is useful as anti-inflammatory and anti-allergic agents (DE-A-3601411).

4

6) A compound of the formula:



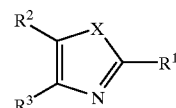
wherein R¹ is lower alkyl substituted by halogen, R² is pyridyl, etc, R³ is phenyl, etc, or a salt thereof, which has anti-inflammatory, antipyretic, analgesic and anti-allergic activities (JP-A-5-70446).

From the prior art described above, it is thought that adenosine causes asthma through its binding to adenosine A₃ receptor, therefore A₃ adenosine receptor antagonists are expected to become a new type of antiasthma drug. Accordingly, an agent for antagonizing adenosine at adenosine A₃ receptors which has potent antagonistic activity, good bioavailability upon administration and good metabolic stability are expected to have potent therapeutic effects for asthma, inflammation, Addison's diseases, autoallergic hemolytic anemia, Crohn's diseases, psoriasis, rheumatism and diabetes. However, as a prophylactic and therapeutic agent for adenosine A₃ receptor-related diseases, no good agents for antagonising adenosine at adenosine A₃ receptors are known in terms of potency, safety, bioavailability, and metabolic stability. Therefore a good agent for antagonising adenosine at adenosine A₃ receptor is expected to be developed.

DISCLOSURE OF INVENTION

We, the present inventors, have studied various compounds having an antagonistic activity at adenosine A₃ receptors, and as a result, have found for the first time that a 1,3-azole compound substituted on the 4- or 5-position, or both, by a pyridyl which may be substituted [hereinafter sometimes referred to briefly as compound (I)], has an unexpected, excellent selective affinity to adenosine A₃ receptor, antagonistic activity at adenosine A₃ receptor and high stability, and is therefore satisfactory as a medicine.

Compound (I) comprises, for example, a compound of the formula:



(Ia)

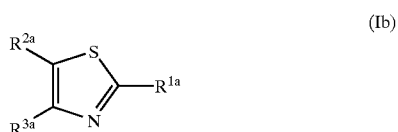
wherein R¹ represents a hydrogen atom, a hydrocarbon group which may be substituted, a heterocyclic group which may be substituted, an amino which may be substituted or an acyl;

at least one of R² and R³ represents a hydrogen atom, a pyridyl which may be substituted or an aromatic hydrocarbon group which may be substituted, and the other represents a pyridyl which may be substituted; and

X represents a sulfur atom which may be oxidized, an oxygen atom or a group of the formula: NR⁴ wherein R⁴ represents a hydrogen atom, a hydrocarbon group which may be substituted or an acyl;

or a salt thereof, which may be N-oxidized [hereinafter sometimes referred to briefly as compound (Ia)], and a novel compound of the formula:

5



wherein R^{1a} represents (i) an aromatic heterocyclic group which may be substituted, (ii) an amino which may be substituted by substituent(s) selected from the group consisting of a substituted carbonyl and a hydrocarbon group which may be substituted or (iv) an acyl; R^{2a} represents an aromatic hydrocarbon group which may be substituted; and R^{3a} represents a pyridyl which may be substituted, or a salt thereof [hereinafter sometimes referred to briefly as compound (Ib)] being within the scope of compound (Ia).

On the basis of these findings, the inventors have completed the present invention.

Specifically, the present invention relates to:

- (1) A pharmaceutical composition for antagonizing adenosine at adenosine A_3 receptors which comprises compound (I);
- (2) a composition of the above (1), wherein the 1,3-azole compound is compound (Ia);
- (3) a composition of the above (2), wherein R^1 is (i) a hydrogen atom,
 - (ii) a C_{1-8} alkyl, C_{2-6} alkenyl, C_{2-6} alkynyl, C_{3-6} cycloalkyl, C_{6-14} aryl or C_{7-16} aralkyl group which may be substituted by 1 to 5 substituents,
 - (iii) a 5- to 14-membered heterocyclic group containing 1 to 4 hetero atoms selected from the group consisting of nitrogen, sulfur and oxygen atoms in addition to carbon atoms, which group may be substituted by 1 to 5 substituents,
 - (iv) an amino which may be substituted by 1 or 2 substituents selected from the group consisting of
 - (a) a C_{1-6} alkyl, C_{2-6} alkenyl, C_{2-6} alkynyl, C_{3-6} cycloalkyl, C_{6-14} aryl or C_{7-16} aralkyl group which may be substituted by 1 to 5 substituents,
 - (b) a C_{1-6} alkylidene group which may be substituted by 1 to 5 substituents,
 - (c) a 5- to 14-membered heterocyclic group containing 1 to 4 hetero atoms selected from the group consisting of nitrogen, sulfur and oxygen atoms in addition to carbon atoms, which group may be substituted by 1 to 5 substituents, and
 - (d) an acyl of the formula: $-(C=O)-R^5$, $-(C=O)-OR^5$, $-(C=O)-NR^5R^6$, $-(C=S)-NHR^5$ or $-SO_2-R^7$ wherein R^5 is (i') a hydrogen atom, (ii') a C_{1-6} alkyl, C_{2-6} alkenyl, C_{2-6} alkynyl, C_{3-6} cycloalkyl, C_{6-14} aryl or C_{7-16} aralkyl group which may be substituted by 1 to 5 substituents or (iii') a 5- to 14-membered heterocyclic group containing 1 to 4 hetero atoms

6

selected from the group consisting of nitrogen, sulfur and oxygen atoms in addition to carbon atoms, which group may be substituted by 1 to 5 substituents,

- (v) a 5- to 7-membered non-aromatic cyclic amino optionally containing 1 to 4 hetero atoms selected from the group consisting of nitrogen, sulfur and oxygen atoms in addition to carbon atoms and at least one nitrogen atom, which may be substituted by 1 to 3 substituents selected from the group consisting of C_{1-6} alkyl, C_{6-14} aryl, C_{1-6} alkyl-carbonyl, 5- to 10-membered aromatic heterocyclic group and oxo, or
- (vi) an acyl of the formula: $-(C=O)-R^5$, $-(C=O)-OR^5$, $-(C=O)-NR^5R^6$, $-(C=S)-NHR^5$ or $-SO_2-R^7$ wherein each symbol is as defined above;
 - at least one of R^2 and R^3 is (i) a hydrogen atom, (ii) a pyridyl which may be substituted by 1 to 5 substituents or (iii) a C_{6-14} aryl which may be substituted by 1 to 5 substituents in which a substituent can form, together with a neighboring substituent, a 4- to 7-membered non-aromatic carbocyclic ring;
 - and the other is a pyridyl which may be substituted by 1 to 5 substituents; and

X is a sulfur atom which may be oxidized, an oxygen atom or a group of the formula: NR^4 wherein R^4 is (i) a hydrogen atom, (ii) a C_{1-6} alkyl, C_{2-6} alkenyl, C_{2-6} alkynyl, C_{3-6} cycloalkyl, C_{6-14} aryl or C_{7-16} aralkyl group which may be substituted by 1 to 5 substituents or (iii) an acyl of the formula: $-(C=O)-R^5$, $-(C=O)-OR^5$, $-(C=O)-NR^5R^6$, $-(C=S)-NHR^5$ or $-SO_2-R^7$ wherein each symbol is as defined above, wherein the above "substituents" are selected from the group consisting of (1) halogen atoms, (2) C_{1-3} alkylendioxy, (3) nitro, (4) cyano, (5) optionally halogenated C_{1-6} alkyl, (6) optionally halogenated C_{2-6} alkenyl, (7) carboxy C_{2-6} alkenyl, (8) optionally halogenated C_{2-6} alkynyl, (9) optionally halogenated C_{3-6} cycloalkyl, (10) C_{6-14} aryl, (11) optionally halogenated C_{1-8} alkoxy, (12) C_{1-6} alkoxy-carbonyl- C_{1-6} alkoxy, (13) hydroxy, (14) C_{6-14} aryloxy, (15) C_{7-16} aralkyloxy, (16) mercapto, (17) optionally halogenated C_{1-6} alkylthio, (18) C_{6-14} arylthio, (19) C_{7-16} aralkylthio, (20) amino, (21) mono- C_{1-6} alkylamino, (22) mono- C_{6-14} arylamino, (23) di- C_{1-6} alkylamino, (24) di- C_{6-14} arylamino, (25) formyl, (26) carboxy, (27) C_{1-6} alkyl-carbonyl, (28) C_{3-6} cycloalkyl-carbonyl, (29) C_{1-6} alkoxy-carbonyl, (30) C_{6-14} aryl-carbonyl, (31) C_{7-16} aralkyl-carbonyl, (32) C_{6-14} aryloxy-carbonyl, (33) C_{7-16} aralkyloxy-carbonyl, (34) 5- or 6-membered heterocycle carbonyl, (35) carbamoyl, (36) mono- C_{1-6} alkyl-carbamoyl, (37) di- C_{1-6} alkyl-carbamoyl, (38) C_{6-14} aryl-carbamoyl, (39) 5- or 6-membered heterocycle carbamoyl, (40) C_{1-6} alkylsulfonyl, (41) C_{6-14} arylsulfonyl, (42) formylamino, (43) C_{1-6} alkyl-carbonylamino, (44) C_{6-14} aryl-carbonylamino, (45) C_{1-6} alkoxy-carbonylamino, (46) C_{1-6} alkylsulfonylamino, (47) C_{6-14} arylsulfonylamino, (48) C_{1-6} alkyl-carbonyloxy, (49) C_{6-14} aryl-carbonyloxy, (50) C_{1-6} alkoxy-carbonyloxy, (51) mono- C_{1-6} alkyl-carbamoyloxy, (52) di- C_{1-6} alkyl-carbamoyloxy, (53) C_{6-14} aryl-carbamoyloxy, (54) nicotinoyloxy, (55) 5- to 7-membered saturated cyclic amino which may be substituted by 1 to 3 substituents selected from the

7

group consisting of C₁₋₆ alkyl, C₆₋₁₄ aryl, C₁₋₆ alkyl-carbonyl, 5- to 10-membered aromatic heterocyclic group and oxo, (56) 5- to 10-membered aromatic heterocyclic group and (57) sulfo;

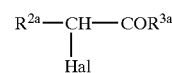
- (4) a composition of the above (2), wherein R¹ is an amino which may be substituted;
- (5) a composition of the above (3), wherein R¹ is an amino which may be substituted by 1 or 2 acyl of the formula: —(C=O)—R⁵, —(C=O)—OR⁵, —(C=O)—NR⁵R⁶, —(C=S)—NHR⁵ or —SO₂—R⁷;
- (6) a composition of the above (3), wherein R¹ is an amino which may be substituted by 1 or 2 acyl of the formula: —(C=O)—R⁵ or —(C=O)—NR⁵R⁶;
- (7) a composition of the above (3), wherein R¹ is a 5- to 7-membered non-aromatic cyclic amino optionally containing 1 to 4 hetero atoms selected from the group consisting of nitrogen, sulfur and oxygen atoms in addition to carbon atoms and at least one nitrogen atom, which may be substituted by 1 to 3 substituents selected from the group consisting of C₁₋₆ alkyl, C₆₋₁₄ aryl, C₁₋₆ alkyl-carbonyl, 5- to 10-membered aromatic heterocyclic group and oxo;
- (8) a composition of the above (2), wherein X is S;
- (9) a composition of the above (2), wherein R² is a pyridyl which may be substituted;
- (10) a composition of the above (2), wherein R³ is a C₆₋₁₄ aryl which may be substituted;
- (11) a composition of the above (3), wherein R¹ is an amino which may be substituted by 1 or 2 acyl of the formula: —(C=O)—R⁵ or —(C=O)—NR⁵R⁶;
- R² is a pyridyl which may be substituted by 1 to 5 C₁₋₆ alkyl;
- R³ is a C₆₋₁₄ aryl which may be substituted by 1 to 5 substituents selected from the group consisting of halogen atoms, optionally halogenated C₁₋₆ alkyl, optionally halogenated C₁₋₆ alkoxy and carboxy; and
- X is S;
- (12) a composition of the above (2), wherein R¹ is (i) a C₁₋₈ alkyl, C₃₋₆ cycloalkyl or C₆₋₁₄ aryl group which may be substituted by 1 to 5 substituents selected from the group consisting of halogen atoms, optionally halogenated C₁₋₆ alkyl, carboxy C₂₋₆ alkenyl, optionally halogenated C₁₋₆ alkoxy, C₁₋₆ alkoxy-carbonyl-C₁₋₆ alkoxy, hydroxy, amino, mono-C₁₋₆ alkylamino, carboxy, C₁₋₆ alkoxy-carbonyl, mono-C₁₋₆ alkyl-carbamoyl and C₆₋₁₄ aryl-carbonylamino, (ii) a 5-membered heterocyclic group, (iii) an amino which may be substituted by 1 or 2 substituents selected from the group consisting of (1) C₁₋₆ alkyl, (2) C₆₋₁₄ aryl, (3) C₇₋₁₆ aralkyl, (4) 6-membered heterocyclic group, (5) a C₁₋₆ alkyl-carbonyl, C₃₋₆ cycloalkyl-carbonyl, C₆₋₁₄ aryl-carbonyl, C₇₋₁₆ aralkyl-carbonyl, C₁₋₆ alkyl-carbamoyl or 5- or 6-membered heterocycle carbonyl group which may be substituted by 1 to 3 substituents selected from the group consisting of halogen atoms, C₁₋₆ alkyl, C₁₋₆ alkoxy, carboxy and C₁₋₆ alkoxy-carbonyl, and (6) di-C₁₋₆ alkylamino-C₁₋₆ alkylidene, (iv) a 5- or 6-membered non-aromatic cyclic amino which may be substituted by C₁₋₆ alkyl-carbonyl or oxo, or (v) carboxy;
- R² is a pyridyl which may be substituted by 1 to 3 C₁₋₆ alkyl;
- R³ is a C₆₋₁₀ aryl which may be substituted by 1 to 3 substituents selected from the group consisting of halogen atoms, C₁₋₃ alkylenedioxy, optionally halogenated

8

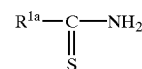
C₁₋₆ alkyl, carboxy C₂₋₆ alkenyl, optionally halogenated C₁₋₈ alkoxy, hydroxy, C₇₋₁₆ aralkyloxy and C₁₋₆ alkyl-carboxyloxy, in which the alkyl group can form, together with a neighboring alkyl group, a 5-membered non-aromatic carbocyclic ring; and

X is S;

- (13) an adenosine A₃ receptor antagonist which comprises a 1,3-azole compound substituted on the 4- or 5-position, or both, by a pyridyl which may be substituted;
- (14) a composition of the above (1), which is for preventing and/or treating asthma or allergosis;
- (15) compound (Ib);
- (16) a compound of the above (15), wherein R^{1a} is an amino which may be substituted by 1 or 2 substituents selected from the group consisting of C₁₋₆ alkyl, C₁₋₆ alkyl-carbonyl, C₆₋₁₄ aryl-carbonyl and C₁₋₆ alkyl-carbamoyl;
- R^{2a} is a phenyl which may be substituted by 1 to 3 substituents selected from the group consisting of halogen atoms, optionally halogenated C₁₋₆ alkyl and optionally halogenated C₁₋₆ alkoxy; and
- R^{3a} is a pyridyl;
- (17) a process for producing compound (Ib), which comprises reacting a compound of the formula:



wherein Hal represents halogen atoms and other symbols are as defined above, or a salt thereof with a compound of the formula:



wherein R^{1a} is as defined above, or a salt thereof, optionally in the presence of a base;

- (18) a pharmaceutical composition which comprises compound (Ib);
- (19) a composition of the above (18) which is an agent for antagonizing adenosine at adenosine A₃ receptors;
- (20) a composition of the above (18) which is for preventing and/or treating asthma or allergosis;
- (21) a method for preventing and/or treating diseases related to adenosine A₃ receptor in mammal, which comprises administering to said mammal an effective amount of a compound of the above (1) or a pharmaceutically acceptable salt thereof with a pharmaceutically acceptable excipient, carrier or diluent; and
- (22) use of a compound of the above (1) or a salt thereof for manufacturing a pharmaceutical composition for preventing and/or treating diseases related to adenosine A₃ receptor, and so forth.
- In this specification, the "acyl" includes, for example, an acyl of the formula: —(C=O)—R⁵, —(C=O)—OR⁵, —(C=O)—NR⁵R⁶, —(C=S)—NHR⁵ or —SO₂—R⁷ wherein R⁵ represents a hydrogen atom, a hydrocarbon group which may be substituted or a heterocyclic group which may be substituted; R⁶ represents a hydrogen atom or C₁₋₆ alkyl; and R⁷ represents a hydrocarbon group which may be substituted or a heterocyclic group which may be substituted.

In the above formulae, the "hydrocarbon group" of the "hydrocarbon group which may be substituted" for R⁵ includes, for example, an acyclic or cyclic hydrocarbon group such as alkyl, alkenyl, alkynyl, cycloalkyl, aryl, aralkyl, etc. Among them, C₁₋₁₆ acyclic or cyclic hydrocarbon group is preferable.

The preferred "alkyl" is for example C₁₋₆ alkyl such as methyl, ethyl, propyl, isopropyl, butyl, isobutyl, sec-butyl, tert-butyl, pentyl, hexyl, etc.

The preferred "alkenyl" is for example C₂₋₆ alkenyl such as vinyl, allyl, isopropenyl, 1-butenyl, 2-butenyl, 3-butenyl, 2-methyl-2-propenyl, 1-methyl-2-propenyl, 2-methyl-1-propenyl, etc.

The preferred "alkynyl" is for example C₂₋₆ alkynyl such as ethynyl, propargyl, 1-butyne, 2-butyne, 3-butyne, 1-hexynyl, etc.

The preferred "cycloalkyl" is for example C₃₋₆ cycloalkyl such as cyclopropyl, cyclobutyl, cyclopentyl, cyclohexyl, etc.

The preferred "aryl" is for example C₆₋₁₄ aryl such as phenyl, 1-naphthyl, 2-naphthyl, 2-biphenyl, 3-biphenyl, 4-biphenyl, 2-anthryl, etc.

The preferred "aralkyl" is for example C₇₋₁₆ aralkyl such as benzyl, phenethyl, diphenylmethyl, 1-naphthylmethyl, 2-naphthylmethyl, 2,2-diphenylethyl, 3-phenylpropyl, 4-phenylbutyl, 5-phenylpentyl, etc.

Examples of the "substituents" of the "hydrocarbon group which may be substituted" for R⁵ include halogen atoms (e.g., fluoro, chloro, bromo, iodo, etc.), C₁₋₃ alkylenedioxy (e.g., methylenedioxy, ethylenedioxy, etc.), nitro, cyano, optionally halogenated C₁₋₆ alkyl, optionally halogenated C₂₋₆ alkenyl, carboxy C₂₋₆ alkenyl (e.g., 2-carboxyethenyl, 2-carboxy-2-methylethenyl, etc.), optionally halogenated C₂₋₆ alkynyl, optionally halogenated C₃₋₆ cycloalkyl, C₆₋₁₄ aryl (e.g., phenyl, 1-naphthyl, 2-naphthyl, 2-biphenyl, 3-biphenyl, 4-biphenyl, 2-anthryl, etc.), optionally halogenated C₈ alkoxy, C₁₋₆ alkoxy-carbonyl-C₁₋₆ alkoxy (e.g., ethoxycarbonylmethoxy, etc.), hydroxy, C₆₋₁₄ aryloxy (e.g., phenyloxy, 1-naphthyloxy, 2-naphthyloxy, etc.), C₇₋₁₆ aralkyloxy (e.g., benzyloxy, phenethylxy, etc.), mercapto, optionally halogenated C₁₋₆ alkylthio, C₆₋₁₄ arylthio (e.g., phenylthio, 1-naphthylthio, 2-naphthylthio, etc.), C₇₋₁₆ aralkylthio (e.g., benzylthio, phenethylthio, etc.), amino, mono-C₁₋₆ alkylamino (e.g., methylamino, ethylamino, etc.), mono-C₆₋₁₄ arylamino (e.g., phenylamino, 1-naphthylamino, 2-naphthylamino, etc.), di-C₁₋₆ alkylamino (e.g., dimethylamino, diethylamino, ethylmethylamino, etc.), di-C₆₋₁₄ arylamino (e.g., diphenylamino, etc.), formyl, carboxy, C₁₋₆ alkyl-carbonyl (e.g., acetyl, propionyl, etc.), C₃₋₆ cycloalkyl-carbonyl (e.g., cyclopropylcarbonyl, cyclopentylcarbonyl, cyclohexylcarbonyl, etc.), C₁₋₆ alkoxy-carbonyl (e.g., methoxycarbonyl, ethoxycarbonyl, propoxycarbonyl, tert-butoxycarbonyl, etc.), C₆₋₁₄ aryl-carbonyl (e.g., benzoyl, 1-naphthoyl, 2-naphthoyl, etc.), C₇₋₁₆ aralkyl-carbonyl (e.g., phenylacetyl, 3-phenylpropionyl, etc.), C₆₋₁₄ aryloxy-carbonyl (e.g., phenoxy-carbonyl, etc.), C₇₋₁₆ aralkyloxy-carbonyl (e.g., benzyloxy-carbonyl, phenethylxy-carbonyl, etc.), 5- or 6-membered heterocycle carbonyl (e.g., nicotinoyl, isonicotinoyl, thenoyl, furoyl, morpholinocarbonyl, thiomorpholinocarbonyl, piperazin-1-ylcarbonyl, pyrrolidin-1-ylcarbonyl, etc.), carbamoyl, mono-C₁₋₆ alkyl-carbamoyl (e.g., methylcarbamoyl, ethylcarbamoyl, etc.), di-C₁₋₆ alkyl-carbamoyl (e.g., dimethylcarbamoyl, diethylcarbamoyl, ethylmethylcarbamoyl, etc.), C₆₋₁₄ aryl-carbamoyl (e.g., phenylcarbamoyl, 1-naphthylcarbamoyl,

2-naphthylcarbamoyl, etc.), 5- or 6-membered heterocycle carbamoyl (e.g., 2-pyridylcarbamoyl, 3-pyridylcarbamoyl, 4-pyridylcarbamoyl, 2-thienylcarbamoyl, 3-thienylcarbamoyl, etc.), C₁₋₆ alkylsulfonyl (e.g., methylsulfonyl, ethylsulfonyl, etc.), C₆₋₁₄ arylsulfonyl (e.g., phenylsulfonyl, 1-naphthylsulfonyl, 2-naphthylsulfonyl, etc.), formylamino, C₁₋₆ alkyl-carbonylamino (e.g., acetylamino, etc.), C₆₋₁₄ aryl-carbonylamino (e.g., benzoylamino, naphthoylamino, etc.), C₁₋₆ alkoxy-carbonylamino (e.g., methoxycarbonylamino, ethoxycarbonylamino, propoxycarbonylamino, butoxycarbonylamino, etc.), C₁₋₆ alkylsulfonylamino (e.g., methylsulfonylamino, ethylsulfonylamino, etc.), C₆₋₁₄ arylsulfonylamino (e.g., phenylsulfonylamino, 2-naphthylsulfonylamino, 1-naphthylsulfonylamino, etc.), C₁₋₆ alkyl-carbonyloxy (e.g., acetoxy, propionyloxy, etc.), C₆₋₁₄ aryl-carbonyloxy (e.g., benzoyloxy, naphthylcarbonyloxy, etc.), C₁₋₆ alkoxy-carbonyloxy (e.g., methoxycarbonyloxy, ethoxycarbonyloxy, propoxycarbonyloxy, butoxycarbonyloxy, etc.), mono-C₁₋₆ alkyl-carbamoyloxy (e.g., methylcarbamoyloxy, ethylcarbamoyloxy, etc.), di-C₁₋₆ alkyl-carbamoyloxy (e.g., dimethylcarbamoyloxy, diethylcarbamoyloxy, etc.), C₆₋₁₄ aryl-carbamoyloxy (e.g., phenylcarbamoyloxy, naphthylcarbamoyloxy, etc.), nicotinoyloxy, 5- to 7-membered saturated cyclic amino which may be substituted, 5- to 10-membered aromatic heterocyclic group (e.g., 2-thienyl, 3-thienyl, 2-pyridyl, 3-pyridyl, 4-pyridyl, 2-quinolyl, 3-quinolyl, 4-quinolyl, 5-quinolyl, 8-quinolyl, 1-isoquinolyl, 3-isoquinolyl, 4-isoquinolyl, 5-isoquinolyl, 1-indolyl, 2-indolyl, 3-indolyl, 2-benzothiazolyl, 2-benzo[b]thienyl, 3-benzo[b]thienyl, 2-benzo[b]furanlyl, 3-benzo[b]furanlyl, etc.), sulfo, and so forth.

The "hydrocarbon group" may have 1 to 5, preferably 1 to 3 substituents as mentioned above at possible positions of the hydrocarbon group and, when the number of substituents is two or more, those substituents may be the same as or different from one another.

The above-mentioned "optionally halogenated C₁₋₆ alkyl" includes, for example, C₁₋₆ alkyl (e.g., methyl, ethyl, propyl, isopropyl, butyl, isobutyl, sec-butyl, tert-butyl, pentyl, hexyl, etc.) which may have 1 to 5, preferably 1 to 3 halogen atoms (e.g., fluoro, chloro, bromo, iodo, etc.). Concretely mentioned is methyl, chloromethyl, difluoromethyl, trichloromethyl, trifluoromethyl, ethyl, 2-bromoethyl, 2,2,2-trifluoroethyl, pentafluoroethyl, propyl, 3,3,3-trifluoropropyl, isopropyl, butyl, 4,4,4-trifluorobutyl, isobutyl, sec-butyl, tert-butyl, pentyl, isopentyl, neopentyl, 5,5,5-trifluoropentyl, hexyl, 6,6,6-trifluorohexyl, etc.

The above-mentioned "optionally halogenated C₂₋₆ alkenyl" includes, for example, C₂₋₆ alkenyl (e.g., vinyl, propenyl, isopropenyl, 2-buten-1-yl, 4-penten-1-yl, 5-hexen-1-yl, etc.) which may have 1 to 5, preferably 1 to 3 halogen atoms (e.g., fluoro, chloro, bromo, iodo, etc.).

The above-mentioned "optionally halogenated C₂₋₆ alkynyl" includes, for example, C₂₋₆ alkynyl (e.g., 2-butyne-1-yl, 4-pentyn-1-yl, 5-hexyn-1-yl, etc.) which may have 1 to 5, preferably 1 to 3 halogen atoms (e.g., fluoro, chloro, bromo, iodo, etc.).

The above-mentioned "optionally halogenated C₃₋₆ cycloalkyl" includes, for example, C₃₋₆ cycloalkyl (e.g., cyclopropyl, cyclobutyl, cyclopentyl, cyclohexyl, etc.) which may have 1 to 5, preferably 1 to 3 halogen atoms (e.g., fluoro, chloro, bromo, iodo, etc.). Concretely mentioned is cyclopropyl, cyclobutyl, cyclopentyl, cyclohexyl, 4,4-dichlorocyclohexyl, 2,2,3,3-tetrafluorocyclopentyl, 4-chlorocyclohexyl, etc.

The above-mentioned "optionally halogenated C₁₋₈ alkoxy" includes, for example, C₁₋₈ alkoxy (e.g., methoxy, ethoxy, propoxy, isopropoxy, butoxy, isobutoxy, sec-butoxy, pentyloxy, hexyloxy, etc.) which may have 1 to 5, preferably 1 to 3 halogen atoms (e.g., fluoro, chloro, bromo, iodo, etc.). Concretely mentioned is methoxy, difluoromethoxy, trifluoromethoxy, ethoxy, 2,2,2-trifluoroethoxy, propoxy, isopropoxy, butoxy, 4,4,4-trifluorobutoxy, isobutoxy, sec-butoxy, pentyloxy, hexyloxy, etc.

The above-mentioned "optionally halogenated C₁₋₆ alkylthio" includes, for example, C₁₋₆ alkylthio (e.g., methylthio, ethylthio, propylthio, isopropylthio, butylthio, sec-butylthio, tert-butylthio, etc.) which may have 1 to 5, preferably 1 to 3 halogen atoms (e.g., fluoro, chloro, bromo, iodo, etc.). Concretely mentioned is methylthio, difluoromethylthio, trifluoromethylthio, ethylthio, propylthio, isopropylthio, butylthio, 4,4,4-trifluorobutylthio, pentylthio, hexylthio, etc.

The above-mentioned "5- to 7-membered saturated cyclic amino" of the "5- to 7-membered saturated cyclic amino which may be substituted" includes, for example, 5- to 7-membered saturated cyclic amino optionally containing 1 to 4 hetero atoms selected from the group consisting of nitrogen, sulfur and oxygen atoms in addition to carbon atoms and at least one nitrogen atom, such as pyrrolidin-1-yl, piperidino, piperazin-1-yl, morpholino, thiomorpholino, tetrahydroazepin-1-yl, etc.

The "substituents" of the "5- to 7-membered saturated cyclic amino which may be substituted" include, for example, 1 to 3 substituents selected from the group consisting of C₁₋₆ alkyl (e.g., methyl, ethyl, propyl, isopropyl, butyl, isobutyl, sec-butyl, tert-butyl, pentyl, hexyl, etc.), C₆₋₁₄ aryl (e.g., phenyl, 1-naphthyl, 2-naphthyl, 2-biphenyl, 3-biphenyl, 4-biphenyl, 2-anthryl, etc.), C₁₋₆ alkyl-carbonyl (e.g., acetyl, propionyl, etc.), and 5- to 10-membered aromatic heterocyclic group (e.g., 2-thienyl, 3-thienyl, 2-pyridyl, 3-pyridyl, 4-pyridyl, 2-quinolyl, 3-quinolyl, 4-quinolyl, 5-quinolyl, 8-quinolyl, 1-isoquinolyl, 3-isoquinolyl, 4-isoquinolyl, 5-isoquinolyl, 1-indolyl, 2-indolyl, 3-indolyl, 2-benzothiazolyl, 2-benzo[b]thienyl, 3-benzo[b]thienyl, 2-benzo[b]furan, 3-benzo[b]furan, etc.), oxo, and so forth.

The "heterocyclic group" of the "heterocyclic group which may be substituted" for R⁵ includes, for example, a monovalent group formed by removing an optional hydrogen atom from a 5- to 14-membered (monocyclic, bicyclic or tricyclic) heterocyclic ring containing 1 to 4 hetero atoms of 1 or 2 species selected from the group consisting of nitrogen, sulfur and oxygen atoms in addition to carbon atoms, preferably, (i) a 5- to 14-membered, preferably, 5- to 10-membered aromatic heterocyclic ring, (ii) a 5- to 10-membered non-aromatic heterocyclic ring and (iii) a 7- to 10-membered bridged heterocyclic ring, etc.

The above-mentioned "5- to 14-membered, preferably 5- to 10-membered aromatic heterocyclic ring" includes, for example, an aromatic heterocyclic ring such as thiophene, benzo[b]thiophene, benzo[b]furan, benzimidazole, benzoxazole, benzothiazole, benzisothiazole, naphtho[2,3-b]thiophene, furan, pyrrole, imidazole, pyrazole, pyridine, pyrazine, pyrimidine, pyridazine, indole, isoindole, 1H-indazole, purine, 4H-quinolidine, isoquinoline, quinoline, phthalazine, naphthyridine, quinoxaline, phenazoline, cinnoline, carbazole, β-carboline, phenanthridine, acridine, phenazine, thiazole, isothiazole, phenothiazine, isoxazole, furazan, phenoxazine, etc.; and a ring as formed through condensation of those rings, preferably a monocyclic ring, with one or more, preferably one or two aromatic rings (e.g., benzene ring, etc.), etc.

The above-mentioned "5- to 10-membered non-aromatic heterocyclic ring" includes, for example, pyrrolidine, imidazoline, pyrazolidine, pyrazoline, piperidine, piperazine, morpholine, thiomorpholine, dioxazole, oxadiazoline, oxathiazole, thiadiazoline, triazoline, thiadiazole, dithiazole, etc.

The above-mentioned "7- to 10-membered bridged heterocyclic ring" includes, for example, quinuclidine, 7-azabicyclo[2.2.1]heptane, etc.

Preferable examples of the "heterocyclic group" include, for example, a 5- to 14-membered (preferably 5- to 10-membered) (monocyclic or bicyclic) heterocyclic group containing 1 to 4 hetero atoms of 1 or 2 species selected from the group consisting of nitrogen, sulfur and oxygen atoms in addition to carbon atoms. Concretely mentioned are an aromatic heterocyclic group such as 2-thienyl, 3-thienyl, 2-furyl, 3-furyl, 2-pyridyl, 3-pyridyl, 4-pyridyl, 2-quinolyl, 3-quinolyl, 4-quinolyl, 5-quinolyl, 8-quinolyl, 1-isoquinolyl, 3-isoquinolyl, 4-isoquinolyl, 5-isoquinolyl, pyrazinyl, 2-pyrimidinyl, 4-pyrimidinyl, 3-pyrrolyl, 2-imidazolyl, 3-pyridazinyl, 3-isothiazolyl, 3-isoxazolyl, 1-indolyl, 2-indolyl, 3-indolyl, 2-benzothiazolyl, 2-benzo[b]thienyl, 3-benzo[b]thienyl, 2-benzo[b]furan, 3-benzo[b]furan, etc.; and a non-aromatic heterocyclic group such as 1-pyrrolidinyl, 2-pyrrolidinyl, 3-pyrrolidinyl, 2-imidazolyl, 4-imidazolyl, 2-pyrazolidinyl, 3-pyrazolidinyl, 4-pyrazolidinyl, piperidino, 2-piperidyl, 3-piperidyl, 4-piperidyl, 1-piperazinyl, 2-piperazinyl, morpholino, thiomorpholino, etc.

Among these groups, a 5- or 6-membered heterocyclic group containing 1 to 3 hetero atoms selected from the group consisting of nitrogen, sulfur and oxygen atoms in addition to carbon atoms. Concretely mentioned are 2-thienyl, 3-thienyl, 2-pyridyl, 3-pyridyl, 4-pyridyl, 2-furyl, 3-furyl, pyrazinyl, 2-pyrimidinyl, 3-pyrrolyl, 3-pyridazinyl, 3-isothiazolyl, 3-isoxazolyl, 1-pyrrolidinyl, 2-pyrrolidinyl, 3-pyrrolidinyl, 2-imidazolyl, 4-imidazolyl, 2-pyrazolidinyl, 3-pyrazolidinyl, 4-pyrazolidinyl, piperidino, 2-piperidyl, 3-piperidyl, 4-piperidyl, 1-piperazinyl, 2-piperazinyl, morpholino, thiomorpholino, etc.

The "substituents" of the "heterocyclic group which may be substituted" are the same as those mentioned above for the "substituents" of the "hydrocarbon group which may be substituted" for R⁵.

The "heterocyclic group" may have 1 to 5, preferably 1 to 3 substituents as mentioned above at possible positions of the heterocyclic group and, when the number of substituents is two or more, those substituents may be the same as or different from one another.

The "C₁₋₆ alkyl" for R⁶ includes, for example, methyl, ethyl, propyl, isopropyl, butyl, isobutyl, sec-butyl, tert-butyl, pentyl, hexyl, etc.

The "hydrocarbon group which may be substituted" and the "heterocyclic group which may be substituted" for R⁷ include, for example, the "hydrocarbon group which may be substituted" and the "heterocyclic group which may be substituted" for R⁵ above, respectively.

The "1,3-azole compound" of the "1,3-azole compound substituted on the 4- or 5-position, or both, by a pyridyl which may be substituted" in the above compound (I) includes, for example, 1,3-thiazole, 1,3-oxazole, 1,3-imidazole, and so forth.

The "substituents" of the "pyridyl which may be substituted" in the "1,3-azole compound substituted on the 4- or 5-position, or both, by a pyridyl which may be substituted" are, for example, the same as those mentioned above for the

“substituents” of the “hydrocarbon group which may be substituted” for R⁵.

The “pyridyl” may have 1 to 5, preferably 1 to 3 substituents as mentioned above at possible positions thereof and, when the number of substituents is two or more, those substituents may be the same as or different from one another. The ring-constituting nitrogen atom in the “pyridyl” may be oxidized (N-oxidized).

The above-mentioned “1,3-azole compound substituted on the 4- or 5-position, or both, by a pyridyl which may be substituted” may further have 1 to 4, preferably 1 to 3 substituents. When the number of substituents is two or more, those substituents may be the same as or different from one another.

Such “substituents” include, for example, a hydrocarbon group which may be substituted, a heterocyclic group which may be substituted, amino which may be substituted, acyl, and so forth.

The above-mentioned “hydrocarbon group which may be substituted” and the “heterocyclic group which may be substituted” includes, for example, the “hydrocarbon group which may be substituted” and the “heterocyclic group which may be substituted” for R⁵ above, respectively.

The above-mentioned “amino which may be substituted” includes, for example, (1) an amino which may be substituted by 1 or 2 substituents and (2) a cyclic amino which may be substituted.

The “substituents” of the above (1) “amino which may be substituted by 1 or 2 substituents” include, for example, a hydrocarbon group which may be substituted, a heterocyclic group which may be substituted, acyl, alkylidene which may be substituted, and so forth. The “hydrocarbon group which may be substituted” and the “heterocyclic group which may be substituted”, include, for example, the “hydrocarbon group which may be substituted” and the “heterocyclic group which may be substituted” for R⁵ above, respectively.

The above-mentioned “alkylidene” of the “alkylidene which may be substituted” include, for example, C₁₋₆ alkylidene such as methylenidene, ethylenidene, propylenidene, etc. The “substituents” of the “alkylidene which may be substituted” includes, for example, the same as those mentioned above for the “substituents” of the “hydrocarbon group which may be substituted” for R⁵. The number of such substituent is 1 to 5, preferably 1 to 3.

When the number of substituents of the above “amino which may be substituted by 1 or 2 substituents” is two, those substituents may be the same as or different from one another.

The “cyclic amino” of the above-mentioned (2) “cyclic amino which may be substituted” includes, for example, 5- to 7-membered non-aromatic cyclic amino optionally containing 1 to 4 hetero atoms selected from the group consisting of nitrogen, sulfur and oxygen atoms in addition to carbon atoms and at least one nitrogen atom, such as pyrrolidin-1-yl, piperidino, piperazin-1-yl, morpholino, thiomorpholino, tetrahydroazepin-1-yl, imidazolidin-1-yl, 2,3-dihydro-1H-imidazol-1-yl, tetrahydro-1(2H)-pyrimidinyl, 3,6-dihydro-1(2H)-pyrimidinyl, 3,4-dihydro-1(2H)-pyrimidinyl, etc. The “substituents” of the “cyclic amino which may be substituted” include, for example, 1 to 3 of the “substituents” of the “5- to 7-membered saturated cyclic amino which may be substituted” described in detail in the foregoing referring to the “substituents” of the “hydrocarbon group which may be substituted” for R⁵.

Examples of the 5- to 7-membered non-aromatic cyclic amino substituted by an oxo are 2-oxoimidazolidin-1-yl, 2-oxo-2,3-dihydro-1H-imidazol-1-yl, 2-oxotetrahydro-1

(2H)-pyrimidinyl, 2-oxo-3,6-dihydro-1(2H)-pyrimidinyl, 2-oxo-3,4-dihydro-1(2H)-pyrimidinyl, etc.

Preferable example of compound (I) is compound (Ia).

The ring-constituting nitrogen atom in the 1,3-azole in compound (Ia) may be oxidized (N-oxidized).

The “hydrocarbon group which may be substituted”, the “heterocyclic group which may be substituted” and the “amino which may be substituted” for R¹, include, for example, the “hydrocarbon group which may be substituted”, the “heterocyclic group which may be substituted” and the “amino which may be substituted” which the above compound (I) may have, respectively.

R¹ is preferably an amino which may be substituted. More preferred is an amino which may be substituted by 1 or 2 acyl of the formula: $-(C=O)-R^5$, $-(C=O)-OR^5$, $-(C=O)-NR^5R^6$, $-(C=S)-NHR^5$ or $-SO_2-R^7$ (more preferably, $-(C=O)-R^5$ or $-(C=O)-NR^5R^6$) wherein each symbol is as defined above. Among others, especially preferred is a 5- to 7-membered non-aromatic cyclic amino optionally containing 1 to 4 hetero atoms selected from the group consisting of nitrogen, sulfur and oxygen atoms in addition to carbon atoms and at least one nitrogen atom, which may be substituted by 1 to 3 substituents selected from the group consisting of C₁₋₆ alkyl, C₆₋₁₄ aryl, C₁₋₆ alkyl-carbonyl, 5- to 10-membered aromatic heterocyclic group and oxo.

The “pyridyl which may be substituted” for R² or R³ includes, for example, the “pyridyl which may be substituted” which the above compound (I) has.

The “aromatic hydrocarbon group” of the “aromatic hydrocarbon group which may be substituted” for R² or R³ includes, for example, a C₆₋₁₄ monocyclic or fused polycyclic (e.g., bi- or tri-cyclic) aromatic hydrocarbon group, etc. Concretely mentioned is C₆₋₁₄ aryl such as phenyl, 1-naphthyl, 2-naphthyl, 2-biphenyl, 3-biphenyl, 4-biphenyl, 2-anthryl, etc.

The “substituents” of the “aromatic hydrocarbon group which may be substituted” include, for example, the same as those mentioned above for the “substituents” of the “hydrocarbon group which may be substituted” for R⁵. The number of such substituent is 1 to 5, preferably 1 to 3. When the number of substituents is two or more, those substituents may be the same as or different from one another. The two substituents (preferably alkyl groups) can form, together with a neighboring substituent, a 4- to 7-membered (preferably, 5-membered) non-aromatic carbocyclic ring.

It is preferred, that at least one of R² and R³ is a pyridyl which may be substituted or an aromatic hydrocarbon group which may be substituted, and the other is a pyridyl which may be substituted.

R² is preferably a pyridyl which may be substituted.

R³ is preferably a C₆₋₁₄ (preferably C₆₋₁₀) aryl which may be substituted.

The “sulfur atom which may be oxidized” for X includes S, SO and SO₂.

The “hydrocarbon group which may be substituted” for R⁴ includes, for example, the “hydrocarbon group which may be substituted” for R⁵ above.

X is preferably a sulfur atom which may be oxidized. More preferred is S.

In compound (Ia), preferred is a compound wherein R¹ is an amino which may be substituted, preferably a monoacylamino;

at least one of R² and R³ is a pyridyl which may be substituted or an aromatic hydrocarbon group which may be substituted, and the other is a pyridyl which may be substituted; and

15

X is S.

More preferred is a compound wherein

R¹ is an amino which may be substituted by 1 or 2 acyl of the formula: —(C=O)—R⁵ or —(C=O)—NR⁵R⁶ wherein each symbol is as defined above;

R² is a pyridyl which may be substituted by 1 to 5 C₁₋₆ alkyl;

R³ is a C₆₋₁₄ aryl which may be substituted by 1 to 5 substituents selected from the group consisting of halogen atoms, optionally halogenated C₁₋₆ alkyl, optionally halogenated C₁₋₆ alkoxy and carboxy; and

X is S.

Another preferred example is a compound, wherein

R¹ is (i) a C₁₋₈ alkyl, C₃₋₆ cycloalkyl or C₆₋₁₄ aryl group which may be substituted by 1 to 5 substituents selected from the group consisting of halogen atoms, optionally halogenated C₁₋₆ alkyl, carboxy C₂₋₆ alkenyl, optionally halogenated C₁₋₆ alkoxy, C₁₋₆ alkoxy-carbonyl, C₁₋₆ alkoxy, hydroxy, amino, mono-C₁₋₆ alkylamino, carboxy, C₁₋₆ alkoxy-carbonyl, mono-C₁₋₆ alkyl-carbamoyl and C₆₋₁₄ aryl-carbonylamino,

(ii) a 5-membered heterocyclic group,

(iii) an amino which may be substituted by 1 or 2 substituents selected from the group consisting of (1) C₁₋₆ alkyl, (2) C₆₋₁₄ aryl, (3) C₇₋₁₆ aralkyl, (4) 6-membered heterocyclic group, (5) a C₁₋₆ alkyl-carbonyl, C₃₋₆ cycloalkyl-carbonyl, C₆₋₁₄ aryl-carbonyl, C₇₋₁₆ aralkyl-carbonyl, C₁₋₆ alkyl-carbamoyl or 5- or 6-membered heterocycle carbonyl group which may be substituted by 1 to 3 substituents selected from the group consisting of halogen atoms, C₁₋₆ alkyl, C₁₋₆ alkoxy, carboxy and C₁₋₆ alkoxy-carbonyl, and (6) di-C₁₋₆ alkylamino-C₁₋₆ alkylidene,

(iv) a 5- or 6-membered non-aromatic cyclic amino which may be substituted by C₁₋₆ alkyl-carbonyl or oxo, or

(v) carboxy;

R² is a pyridyl which may be substituted by 1 to 3 C₁₋₆ alkyl;

R³ is a C₆₋₁₀ aryl which may be substituted by 1 to 3 substituents selected from the group consisting of halogen atoms, C₁₋₃ alkylenedioxy, optionally halogenated C₁₋₆ alkyl, carboxy C₂₋₆ alkenyl, optionally halogenated C₁₋₈ alkoxy, hydroxy, C₇₋₁₆ aralkyloxy and C₁₋₆ alkyl-carbonyloxy, and the alkyl group can form, together with the neighboring alkyl group, a 5-membered non-aromatic carbocyclic ring; and

X is S.

More preferred examples of compound (Ia) are

N-[4-(4-methoxyphenyl)-5-(3-pyridyl)-1,3-thiazol-2-yl]acetamide,

N-[4-(4-methoxyphenyl)-5-(4-pyridyl)-1,3-thiazol-2-yl]acetamide,

N-[4-(4-methoxyphenyl)-5-(4-pyridyl)-1,3-thiazol-2-yl]propionamide,

N-[4-(4-methoxyphenyl)-5-(4-pyridyl)-1,3-thiazol-2-yl]-2-methylpropionamide,

N-[4-(4-methoxyphenyl)-5-(4-pyridyl)-1,3-thiazol-2-yl]butyramide,

N-[4-(4-methoxyphenyl)-5-(4-pyridyl)-1,3-thiazol-2-yl]benzamide,

N-[4-(4-methoxyphenyl)-5-(4-pyridyl)-1,3-thiazol-2-yl]nicotinamide,

16

N-[4-(4-methoxyphenyl)-5-(4-pyridyl)-1,3-thiazol-2-yl]-N'-ethylurea,

N-[4-(4-methoxyphenyl)-5-(4-pyridyl)-1,3-thiazol-2-yl]-N'-propylurea,

4-(4-methoxyphenyl)-2-(2-oxoimidazolidin-1-yl)-5-(4-pyridyl)-1,3-thiazole,

4-(4-methoxyphenyl)-2-(2-oxo-2,3-dihydro-1H-imidazol-1-yl)-5-(4-pyridyl)-1,3-thiazole,

4-(4-methoxyphenyl)-2-[2-oxotetrahydro-1(2H)-pyrimidinyl]-5-(4-pyridyl)-1,3-thiazole,

4-(4-methoxyphenyl)-2-(2-oxopyrrolidin-1-yl)-5-(4-pyridyl)-1,3-thiazole,

N-[4-(4-ethylphenyl)-5-(4-pyridyl)-1,3-thiazol-2-yl]acetamide,

N-[4-(4-ethylphenyl)-5-(4-pyridyl)-1,3-thiazol-2-yl]propionamide,

N-[4-[4-(1,1-dimethylethyl)phenyl]-5-(3-pyridyl)-1,3-thiazol-2-yl]acetamide,

N-[4-[4-(1,1-dimethylethyl)phenyl]-5-(4-pyridyl)-1,3-thiazol-2-yl]acetamide,

N-[4-[4-(1,1-dimethylethyl)phenyl]-5-(4-pyridyl)-1,3-thiazol-2-yl]propionamide,

N-[4-[4-(1,1-dimethylethyl)phenyl]-5-(4-pyridyl)-1,3-thiazol-2-yl]-2-methylpropionamide,

N-[4-[4-(1,1-dimethylethyl)phenyl]-5-(4-pyridyl)-1,3-thiazol-2-yl]butyramide,

N-[4-[4-(1,1-dimethylethyl)phenyl]-5-(4-pyridyl)-1,3-thiazol-2-yl]benzamide,

N-[4-[4-(1,1-dimethylethyl)phenyl]-5-(4-pyridyl)-1,3-thiazol-2-yl]nicotinamide,

N-[4-[4-(1,1-dimethylethyl)phenyl]-5-(4-pyridyl)-1,3-thiazol-2-yl]-N'-ethylurea,

N-[4-[4-(1,1-dimethylethyl)phenyl]-5-(4-pyridyl)-1,3-thiazol-2-yl]-N'-propylurea,

4-[4-(1,1-dimethylethyl)phenyl]-2-(2-oxoimidazolidin-1-yl)-5-(4-pyridyl)-1,3-thiazole,

4-[4-(1,1-dimethylethyl)phenyl]-2-(2-oxo-2,3-dihydro-1H-imidazol-1-yl)-5-(4-pyridyl)-1,3-thiazole,

4-[4-(1,1-dimethylethyl)phenyl]-2-[2-oxotetrahydro-1(2H)-pyrimidinyl]-5-(4-pyridyl)-1,3-thiazole,

4-[4-(1,1-dimethylethyl)phenyl]-2-(2-oxopyrrolidin-1-yl)-5-(4-pyridyl)-1,3-thiazole,

N-[4-(3,5-dimethylphenyl)-5-(3-pyridyl)-1,3-thiazol-2-yl]acetamide,

N-[4-(3,5-dimethylphenyl)-5-(4-pyridyl)-1,3-thiazol-2-yl]acetamide,

N-[4-(3,5-dimethylphenyl)-5-(4-pyridyl)-1,3-thiazol-2-yl]propionamide,

N-[4-(3,5-dimethylphenyl)-5-(4-pyridyl)-1,3-thiazol-2-yl]-2-methylpropionamide,

N-[4-(3,5-dimethylphenyl)-5-(4-pyridyl)-1,3-thiazol-2-yl]butyramide,

N-[4-(3,5-dimethylphenyl)-5-(4-pyridyl)-1,3-thiazol-2-yl]benzamide,

N-[4-(3,5-dimethylphenyl)-5-(4-pyridyl)-1,3-thiazol-2-yl]nicotinamide,

N-[4-(3,5-dimethylphenyl)-5-(4-pyridyl)-1,3-thiazol-2-yl]-N'-ethylurea,

N-[4-(3,5-dimethylphenyl)-5-(4-pyridyl)-1,3-thiazol-2-yl]-N'-propylurea,

4-(3,5-dimethylphenyl)-2-(2-oxoimidazolidin-1-yl)-5-(4-pyridyl)-1,3-thiazole,

4-(3,5-dimethylphenyl)-2-(2-oxo-2,3-dihydro-1H-imidazol-1-yl)-5-(4-pyridyl)-1,3-thiazole,
 4-(3,5-dimethylphenyl)-2-[2-oxotetrahydro-1(2H)-pyrimidinyl]-5-(4-pyridyl)-1,3-thiazole,
 4-(3,5-dimethylphenyl)-2-(2-oxopyrrolidin-1-yl)-5-(4-pyridyl)-1,3-thiazole,
 N-[5-(4-pyridyl)-4-(4-trifluoromethylphenyl)-1,3-thiazol-2-yl]acetamide,
 N-[5-(4-pyridyl)-4-(4-trifluoromethylphenyl)-1,3-thiazol-2-yl]propionamide,
 N-[5-(4-pyridyl)-4-(4-trifluoromethylphenyl)-1,3-thiazol-2-yl]-2-methylpropionamide,
 N-[5-(4-pyridyl)-4-(4-trifluoromethylphenyl)-1,3-thiazol-2-yl]benzamide,
 N-(5-(4-pyridyl)-4-(4-trifluoromethylphenyl)-1,3-thiazol-2-yl)nicotinamide,
 N-[5-(4-pyridyl)-4-(4-trifluoromethylphenyl)-1,3-thiazol-2-yl]-N'-ethylurea,
 N-[5-(4-pyridyl)-4-(4-trifluoromethylphenyl)-1,3-thiazol-2-yl]-N'-propylurea, salts thereof, and so forth.

In compound (Ia), compound (Ib) is novel compound.

The "aromatic heterocyclic group" of the "aromatic heterocyclic group which may be substituted" for R^{1a} includes, for example, a monovalent group formed by removing an optional hydrogen atom from a 5- to 14-membered preferably 5- to 10-membered (monocyclic, bicyclic or tricyclic) aromatic heterocyclic ring containing 1 to 4 hetero atoms of 1 or 2 species selected from the group consisting of nitrogen, sulfur and oxygen atoms in addition to carbon atoms, etc. Concretely mentioned are a monovalent group formed by removing an optional hydrogen atom from an aromatic heterocyclic ring such as thiophene, benzo[b]thiophene, benzo[b]furan, benzimidazole, benzoxazole, benzothiazole, benzisothiazole, naphtho[2,3-b]thiophene, furan, pyrrole, imidazole, pyrazole, pyridine, pyrazine, pyrimidine, pyridazine, indole, 1H-indazole, purine, 4H-quinolidine, isoquinoline, quinoline, phthalazine, naphthyridine, quinoxaline, quinazoline, cinnoline, carbazole, β -carboline, phenanthridine, acridine, phenazine, isothiazole, phenothiazine, isoxazole, furazan, phenoxazine, etc.; and a ring as formed through condensation of those rings, preferably a monocyclic ring, with one or more, preferably one or two aromatic rings (e.g., benzene ring, etc.), etc.

The preferred example of the "aromatic heterocyclic group" is a 5- or 6-membered aromatic heterocyclic group which may be fused with one benzene ring. Concretely mentioned are 2-thienyl, 3-thienyl, 2-furyl, 3-furyl, 2-pyridyl, 3-pyridyl, 4-pyridyl, 2-quinolyl, 3-quinolyl, 4-quinolyl, 5-quinolyl, 8-quinolyl, 1-isoquinolyl, 3-isoquinolyl, 4-isoquinolyl, 5-isoquinolyl, pyrazinyl, 2-pyrimidinyl, 4-pyrimidinyl, 3-pyrrolyl, 2-imidazolyl, 3-pyridazinyl, 3-isothiazolyl, 3-isoxazolyl, 1-indolyl, 2-indolyl, 3-indolyl, 2-benzothiazolyl, 2-benzo[b]thienyl, 3-benzo[b]thienyl, 2-benzo[b]furanyl, 3-benzo[b]furanyl, etc. More preferred are 2-thienyl, 3-thienyl, 2-pyridyl, 3-pyridyl, 4-pyridyl, 2-quinolyl, 3-quinolyl, 1-isoquinolyl, 1-indolyl, 2-benzothiazolyl, etc.

The "substituents" of the "aromatic heterocyclic group which may be substituted" and their number are the same as those mentioned above for the "substituents" of the "hydrocarbon group which may be substituted" for R^5 .

The "amino" of the "amino which may be substituted by substituent(s) selected from the group consisting of a substituted carbonyl and a hydrocarbon group which may be substituted" for R^{1a} includes an amino which may be substituted by 1 or 2 substituents selected from the group

consisting of a substituted carbonyl and a hydrocarbon group which may be substituted. When the number of substituents is two, those substituents may be the same as or different from one another.

The "substituted carbonyl" of the "amino which may be substituted by substituent(s) selected from the group consisting of a substituted carbonyl and a hydrocarbon group which may be substituted" includes, for example, a group of the formula: $-(C=O)-R^{5a}$, $-(C=O)-OR^{5a}$ or $-(C=O)-NR^{5a}R^{6a}$ wherein R^{5a} represents a hydrogen atom, a hydrocarbon group which may be substituted or a heterocyclic group which may be substituted, and R^{6a} represents a hydrogen atom or a C_{1-6} alkyl.

The "hydrocarbon group which may be substituted" and the "heterocyclic group which may be substituted" for R^{5a} include, for example, the "hydrocarbon group which may be substituted" and the "heterocyclic group which may be substituted" for R^5 above, respectively.

The " C_{1-6} alkyl" for R^{6a} includes, for example, the " C_{1-6} alkyl" for R^6 above.

The examples of the "substituted carbonyl" are formyl, carboxy, C_{1-6} alkyl-carbonyl (e.g., acetyl, propionyl, etc.), C_{3-6} cycloalkyl-carbonyl (e.g., cyclopropylcarbonyl, cyclopentylcarbonyl, cyclohexylcarbonyl, etc.), C_{1-6} alkoxy-carbonyl (e.g., methoxycarbonyl, ethoxycarbonyl, propoxycarbonyl, tert-butoxycarbonyl, etc.), C_{6-14} aryl-carbonyl (e.g., benzoyl, 1-naphthoyl, 2-naphthoyl, etc.), C_{7-16} aralkyl-carbonyl (e.g., phenylacetyl, 3-phenylpropionyl, etc.), C_{6-14} aryloxy-carbonyl (e.g., phenoxycarbonyl, etc.), C_{7-16} aralkyloxy-carbonyl (e.g., benzyloxycarbonyl, phenethylloxycarbonyl, etc.), 5- or 6-membered heterocycle carbonyl (e.g., nicotinoyl, isonicotinoyl, thenoyl, furoyl, morpholinocarbonyl, thiomorpholinocarbonyl, piperazin-1-ylcarbonyl, pyrrolidin-1-ylcarbonyl, etc.), carbamoyl, mono- C_{1-6} alkyl-carbamoyl (e.g., methylcarbamoyl, ethylcarbamoyl, etc.), di- C_{1-6} alkyl-carbamoyl (e.g., dimethylcarbamoyl, diethylcarbamoyl, ethylmethylcarbamoyl, etc.), C_{6-14} aryl-carbamoyl (e.g., phenylcarbamoyl, 1-naphthylcarbamoyl, 2-naphthylcarbamoyl, etc.), 5- or 6-membered heterocycle carbamoyl (e.g., 2-pyridylcarbamoyl, 3-pyridylcarbamoyl, 4-pyridylcarbamoyl, 2-thienylcarbamoyl, 3-thienylcarbamoyl, etc.), etc.

The "hydrocarbon group which may be substituted" of the "amino which may be substituted by substituent(s) selected from the group consisting of a substituted carbonyl and a hydrocarbon group which may be substituted" for R^{1a} includes, for example, the "hydrocarbon group which may be substituted" for R^5 .

The "cyclic amino which may be substituted" for R^{1a} includes, for example, the "cyclic amino which may be substituted" described in the "amino which may be substituted" for R^1 .

R^{1a} is preferably an amino which may be substituted by substituent(s) selected from the group consisting of a substituted carbonyl and a hydrocarbon group which may be substituted.

The "aromatic hydrocarbon group which may be substituted" for R^{2a} includes, for example, the "aromatic hydrocarbon group which may be substituted" for R^2 or R^3 above.

The "pyridyl which may be substituted" for R^{3a} includes, for example, the "pyridyl which may be substituted" which the above compound (I) has.

Preferred example of compound (Ib) is a compound wherein

R^{1a} is an amino which may be substituted by 1 or 2 substituents selected from the group consisting of C_{1-6}

19

alkyl, C₁₋₆ alkyl-carbonyl, C₆₋₁₄ aryl-carbonyl and C₁₋₆ alkyl-carbamoyl;

R^{2a} is a phenyl which may be substituted by 1 to 3 substituents selected from the group consisting of halogen atoms, optionally halogenated C₁₋₆ alkyl and optionally halogenated C₁₋₆ alkoxy; and

R^{3a} is a pyridyl.

The examples of compound (Ib) are

N-methyl[5-phenyl-4-(3-pyridyl)-1,3-thiazol-2-yl]amine,

[5-phenyl-4-(3-pyridyl)thiazol-2-yl]amine,

N-[5-phenyl-4-(3-pyridyl)thiazol-2-yl]acetamide,

N-[5-[4-(1,1-dimethylethyl)phenyl]-4-(4-pyridyl)-1,3-thiazol-2-yl]acetamide,

N-[5-[4-(1,1-dimethylethyl)phenyl]-4-(4-pyridyl)-1,3-thiazol-2-yl]propionamide,

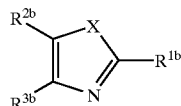
N-[5-[4-(1,1-dimethylethyl)phenyl]-4-(4-pyridyl)-1,3-thiazol-2-yl]nicotinamide,

N-[5-(3,5-dimethylphenyl)-4-(4-pyridyl)-1,3-thiazol-2-yl]acetamide,

N-[5-(3,5-dimethylphenyl)-4-(4-pyridyl)-1,3-thiazol-2-yl]propionamide,

N-[5-(3,5-dimethylphenyl)-4-(4-pyridyl)-1,3-thiazol-2-yl]nicotinamide, salts thereof, and so forth.

A novel compound of the formula:



wherein R^{1b} represents a hydrogen atom, a hydrocarbon group which may be substituted, a heterocyclic group which may be substituted, an amino which may be substituted or an acyl;

R^{2b} represents a N-oxidized pyridyl which may be substituted; and

R^{3b} represents a hydrogen atom, a pyridyl which may be substituted or an aromatic hydrocarbon group which may be substituted; or a salt thereof, [hereinafter sometimes referred to briefly as compound (Ic)] is also within a scope of compound (Ia).

The “hydrocarbon group which may be substituted”, the “heterocyclic group which may be substituted”, the “amino which may be substituted” and the “acyl” for R^{1b} include, for example, the “hydrocarbon group which may be substituted”, the “heterocyclic group which may be substituted”, the “amino which may be substituted” and the “acyl” for R¹ above, respectively.

R^{1b} is preferably an amino which may be substituted. More preferred is an amino which may be substituted by 1 or 2 acyl of the formula: —(C=O)—R⁵, —(C=O)—OR⁵, —(C=O)—NR⁵R⁶, —(C=S)—NHR⁵ or —SO₂—R⁷ (more preferably, —(C=O)—R⁵ or —(C=O)—NR⁵R⁶) wherein each symbol is as defined above.

The “substituents” of the “N-oxidized pyridyl which may be substituted” are the same as those mentioned above for the “substituents” of the “hydrocarbon group which may be substituted” for R⁵ above. The “N-oxidized pyridyl” may have 1 to 4, preferably 1 to 3 substituents as mentioned above at possible positions of the pyridyl and, when the number of substituents is two or more, those substituents may be the same as or different from one another.

The “pyridyl which may be substituted” and the “aromatic hydrocarbon group which may be substituted” for R^{3b}

20

include, for example, the “pyridyl which may be substituted” and the “aromatic hydrocarbon group which may be substituted” for R³ above, respectively.

R^{3b} is preferably a C₆₋₁₄ (preferably C₆₋₁₀) aryl which may be substituted.

A preferred example of compound (Ic) is a compound wherein

R^{1b} is an amino which may be substituted by 1 or 2 acyl of the formula: —(C=O)—R⁵ or —(C=O)—NR⁵R⁶ wherein each symbol is as defined above;

R^{2b} is a N-oxidized pyridyl which may be substituted by 1 to 3 C₁₋₆ alkyl; and

R^{3b} is a C₆₋₁₀ aryl which may be substituted by 1 to 5 substituents selected from the group consisting of halogen atoms, optionally halogenated C₁₋₆ alkyl, optionally halogenated C₁₋₆ alkoxy and carboxy.

The examples of compound (Ic) are

3-[2-acetylamino-4-(4-methoxyphenyl)-1,3-thiazol-5-yl]pyridine 1-oxide,

4-[2-acetylamino-4-(4-methoxyphenyl)-1,3-thiazol-5-yl]pyridine 1-oxide,

4-[4-(4-methoxyphenyl)-2-propionylamino-1,3-thiazol-5-yl]pyridine 1-oxide,

4-[4-(4-methoxyphenyl)-2-(2-methylpropionyl)amino-1,3-thiazol-5-yl]pyridine 1-oxide,

4-[2-butyrylamino-4-(4-methoxyphenyl)-1,3-thiazol-5-yl]pyridine 1-oxide,

4-[2-benzoylamino-4-(4-methoxyphenyl)-1,3-thiazol-5-yl]pyridine 1-oxide,

4-[4-(4-methoxyphenyl)-2-nicotinoylamino-1,3-thiazol-5-yl]pyridine 1-oxide,

4-[2-(N'-ethylureido)-4-(4-methoxyphenyl)-1,3-thiazol-5-yl]pyridine 1-oxide,

4-[4-(4-methoxyphenyl)-2-(N'-propylureido)-1,3-thiazol-5-yl]pyridine 1-oxide,

4-[2-acetylamino-4-(4-ethylphenyl)-1,3-thiazol-5-yl]pyridine 1-oxide,

4-[4-(4-ethylphenyl)-2-propionylamino-1,3-thiazol-5-yl]pyridine 1-oxide,

3-[2-acetylamino-4-[4-(1,1-dimethylethyl)phenyl]-1,3-thiazol-5-yl]pyridine 1-oxide,

4-[2-acetylamino-4-[4-(1,1-dimethylethyl)phenyl]-1,3-thiazol-5-yl]pyridine 1-oxide,

4-[4-[4-(1,1-dimethylethyl)phenyl]-2-propionylamino-1,3-thiazol-5-yl]pyridine 1-oxide,

4-[4-[4-(1,1-dimethylethyl)phenyl]-2-(2-methylpropionyl)amino-1,3-thiazol-5-yl]pyridine 1-oxide,

4-[2-butyrylamino-4-[4-(1,1-dimethylethyl)phenyl]-1,3-thiazol-5-yl]pyridine 1-oxide,

4-[2-benzoylamino-4-[4-(1,1-dimethylethyl)phenyl]-1,3-thiazol-5-yl]pyridine 1-oxide,

4-[4-[4-(1,1-dimethylethyl)phenyl]-2-nicotinoylamino-1,3-thiazol-5-yl]pyridine 1-oxide,

4-[4-[4-(1,1-dimethylethyl)phenyl]-2-(N'-ethylureido)-1,3-thiazol-5-yl]pyridine 1-oxide,

4-[4-[4-(1,1-dimethylethyl)phenyl]-2-(N'-propylureido)-1,3-thiazol-5-yl]pyridine 1-oxide,

3-[2-acetylamino-4-(3,5-dimethylphenyl)-1,3-thiazol-5-yl]pyridine 1-oxide,

4-[2-acetylamino-4-(3,5-dimethylphenyl)-1,3-thiazol-5-yl]pyridine 1-oxide,

- 4-[4-(3,5-dimethylphenyl)-2-propionylamino-1,3-thiazol-5-yl]pyridine 1-oxide,
 4-[4-(3,5-dimethylphenyl)-2-(2-methylpropionyl)amino-1,3-thiazol-5-yl]pyridine 1-oxide,
 4-[2-butyrylamino-4-(3,5-dimethylphenyl)-1,3-thiazol-5-yl]pyridine 1-oxide,
 4-[2-benzoylamino-4-(3,5-dimethylphenyl)-1,3-thiazol-5-yl]pyridine 1-oxide,
 4-[4-(3,5-dimethylphenyl)-2-nicotinoylamino-1,3-thiazol-5-yl]pyridine 1-oxide,
 4-[4-(3,5-dimethylphenyl)-2-(N'-ethylureido)-1,3-thiazol-5-yl]pyridine 1-oxide,
 4-[4-(3,5-dimethylphenyl)-2-(N'-propylureido)-1,3-thiazol-5-yl]pyridine 1-oxide,
 4-[2-acetylamino-4-(4-trifluoromethylphenyl)-1,3-thiazol-5-yl]pyridine 1-oxide,
 4-[2-propionylamino-4-(4-trifluoromethylphenyl)-1,3-thiazol-5-yl]pyridine 1-oxide,
 4-[2-(2-methylpropionyl)amino-4-(4-trifluoromethylphenyl)-1,3-thiazol-5-yl]pyridine 1-oxide,
 4-[2-butyrylamino-4-(4-trifluoromethylphenyl)-1,3-thiazol-5-yl]pyridine 1-oxide,
 4-[2-benzoylamino-4-(4-trifluoromethylphenyl)-1,3-thiazol-5-yl]pyridine 1-oxide,
 4-[2-nicotinoylamino-4-(4-trifluoromethylphenyl)-1,3-thiazol-5-yl]pyridine 1-oxide,
 4-[2-(N'-ethylureido)-4-(4-trifluoromethylphenyl)-1,3-thiazol-5-yl]pyridine 1-oxide,
 4-[2-(N'-propylureido)-4-(4-trifluoromethylphenyl)-1,3-thiazol-5-yl]pyridine 1-oxide, and so forth.

Salts of compound (I), compound (Ia), compound (Ib) or compound (Ic) include, for example, metal salts, ammonium salts, salts with organic bases, salts with inorganic acids, salts with organic acids, salts with basic or acidic amino acids, etc. Preferred examples of metal salts include alkali metal salts such as sodium salts, potassium salts; alkaline earth metal salts such as calcium salts, magnesium salts, barium salts; aluminium salts, etc. Preferred examples of salts with organic bases include salts with trimethylamine, triethylamine, pyridine, picoline, 2,6-lutidine, ethanolamine, diethanolamine, triethanolamine, cyclohexylamine, dicyclohexylamine, N,N'-dibenzylethylenediamine, etc. Preferred examples of salts with inorganic acids include hydrochlorides, hydrobromides, nitrates, sulfates, phosphates, etc. Preferred examples of salts with organic acids include formates, acetates, trifluoroacetates, fumarates, oxalates, tartrates, maleates, citrates, succinates, malates, methanesulfonates, benzenesulfonates, p-toluenesulfonates, etc. Preferred examples of salts with basic amino acids include salts with arginine, lysine, ornithine, etc. Preferred examples of salts with acidic amino acids include aspartates, glutamates, etc.

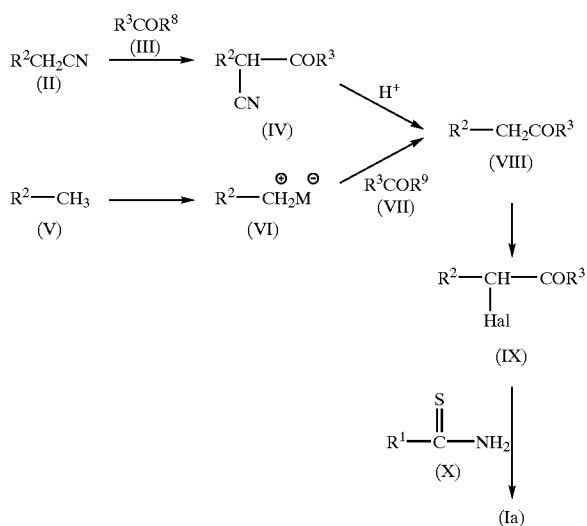
Among others, more preferred are pharmaceutically acceptable salts. For example, for the compound having an acidic functional group in the molecule, mentioned are their inorganic salts, such as alkali metal salts (e.g., sodium salts, potassium salts, etc.), and alkaline earth metal salts (e.g., calcium salts, magnesium salts, barium salts, etc.), ammonium salts, etc.; and for the compound having a basic functional group in the molecule, mentioned are their inorganic salts such as hydrobromides, nitrates, sulfates, phosphates, etc., and organic salts such as acetates, maleates, fumarates, succinates, citrates, tartrates, methanesulfonates, p-toluenesulfonates, etc.

Process for producing compound (I) (including compounds (Ia), (Ib) and (Ic)) is mentioned below.

Compound (I) can be produced in any per se known manner, for example, according to the methods of the following processes 1 to 3 or analogous methods thereto as well as the methods disclosed in WO 95/13067 or analogous methods thereto in case that compound (I) is 1,3-oxazole compounds, the methods disclosed in U.S. Pat. No. 3,940,486, WO 88/01169, WO 93/14081, WO 95/02591, WO 97/12876 or analogous methods thereto in case that compound (I) is 1,3-imidazole compounds, and the methods disclosed in JP-A-60-58981, JP-A-61-10580, JP-A-7-503023, WO 93/15071, DE-A-3601411, JP-A-5-70446 or analogous methods thereto in case that compound (I) is 1,3-thiazole.

Each symbol in the compounds in the following processes 1 to 3 is same as defined above. The compounds described in the following processes include their salts. For their salts, for example, referred to are the same as the salts of compound (I).

Process 1



Compounds (II), (III), (V), (VII), (IX), (XI), (XIII) and (XIV) may be purchased from commercial sources if they are available on the market or can be produced in any per se known manner.

Compound (IV) is produced by subjecting compound (II) to condensation with compound (III) in the presence of a base.

In compound (III), R⁸ represents, for example, (i) C₁₋₆ alkoxy (e.g., methoxy, ethoxy, etc.), (ii) di-C₁₋₆ alkylamino (e.g., dimethylamino, diethylamino, etc.), (iii) N-C₆₋₁₀ aryl-N-C₁₋₆ alkylamino (e.g., N-phenyl-N-methylamino, etc.), (iv) 3- to 7-membered cyclic amino (e.g., pyrrolidino, morpholino, methylaziridin-1-yl, etc.) which may be substituted by C₆₋₁₀ aryl and/or C₁₋₆ alkyl, etc.

The amount of compound (III) to be used is 0.5 to 3.0 mols or so, preferably 0.8 to 2.0 mols or so, relative to one mol of compound (II).

The amount of the base to be used is 1.0 to 30 mols or so, preferably 1.0 to 10 mols or so, relative to one mol of compound (II).

The "base" includes, for example, basic salts such as sodium carbonate, potassium carbonate, cesium carbonate, etc.; inorganic bases such as sodium hydroxide, potassium hydroxide, etc.; aromatic amines such as pyridine, lutidine,

etc.; tertiary amines such as triethylamine, tripropylamine, tributylamine, cyclohexyldimethylamine, 4-dimethylaminopyridine, N,N-dimethylaniline, N-methylpiperidine, N-methylpyrrolidine, N-methylmorpholine, etc.; alkali metal hydrides such as sodium hydride, potassium hydride, etc.; metal amides such as sodium amide, lithium diisopropylamide, lithium hexamethyldisilazide, etc.; metal alkoxides such as sodium methoxide, sodium ethoxide, potassium tert-butoxide, etc.

This reaction is advantageously carried out in the absence of a solvent or in an inert solvent. There is no particular limitation on the kind of solvent that can be used unless the reaction is interfered with. Preferred are halogenated hydrocarbons, aliphatic hydrocarbons, aromatic hydrocarbons, ethers, amides, alcohols, water, and mixtures of those solvents.

The reaction temperature is generally -5 to 200°C . or so, preferably 5 to 150°C . or so. The reaction time is generally about 5 minutes to 72 hours, preferably about 0.5 to 30 hours.

The product as produced in the manner mentioned above may be applied to the next reaction while it is still crude in the reaction mixture, or may be isolated from the reaction mixture in any ordinary manner. This can be easily purified through separation means such as recrystallization, distillation, chromatography and the like.

Compound (VIII) is produced by treating compound (IV) with an acid.

The amount of the acid to be used is 1.0 to 100 mols or so, preferably 1.0 to 30 mols or so, relative to one mol of compound (IV).

The "acids" include, for example, mineral acids such as hydrochloric acid, hydrobromic acid, sulfuric acid, etc.

This reaction is advantageously carried out in an inert solvent. There is no particular limitation on the kind of solvent that can be used unless the reaction is interfered with. Preferred are water, mixtures of water and amides, mixtures of water and alcohols, etc.

The reaction temperature is generally 20 to 200°C . or so, preferably 60 to 150°C . or so. The reaction time is generally about 30 minutes to 72 hours, preferably about 1 to 30 hours.

The product as produced in the manner mentioned above may be applied to the next reaction while it is still crude in the reaction mixture, or may be isolated from the reaction mixture in any ordinary manner. This can be easily purified through separation means such as recrystallization, distillation, chromatography and the like.

Compound (VIII) is also produced by treating compound (V) with a base followed by subjecting the resultant compound (VI) to condensation with compound (VII).

In compound (VI), M represents, for example, an alkali metal such as lithium, sodium, potassium, etc.

In compound (VII), R^9 represents, for example, same as those mentioned above for R^8 .

The amount of the base to be used is 1.0 to 30 mols or so, preferably 1.0 to 10 mols or so, relative to one mol of compound (V).

The "base" includes, for example, metal amides such as sodium amide, lithium diisopropylamide, lithium hexamethyldisilazide, etc.

This reaction is advantageously carried out in the absence of a solvent or in an inert solvent. There is no particular limitation on the kind of solvent that can be used unless the reaction is interfered with. Preferred are aliphatic hydrocarbons, aromatic hydrocarbons, ethers, and mixtures of those solvents.

The reaction temperature is generally -78 to 60°C . or so, preferably -78 to 20°C . or so. The reaction time is generally about 5 minutes to 24 hours, preferably about 0.5 to 3 hours.

The product as produced in the manner mentioned above may be applied to the next reaction while it is still crude in the reaction mixture, or may be isolated from the reaction mixture in any ordinary manner. This can be easily purified through separation means such as recrystallization, distillation, chromatography and the like.

Compound (IX) is produced by treating compound (VIII) with a halogen. If desired, this reaction is carried out in the presence of a base or a basic salt.

The amount of the halogen to be used is 1.0 to 5.0 mols or so, preferably 1.0 to 2.0 mols or so, relative to one mol of compound (VIII).

The "halogen" includes, for example, bromine, chlorine, iodine, etc.

The amount of the base to be used is 1.0 to 10.0 mols or so, preferably 1.0 to 3.0 mols or so, relative to one mol of compound (VIII).

The "base" includes, for example, aromatic amines such as pyridine, lutidine, etc.; tertiary amines such as triethylamine, tripropylamine, tributylamine, cyclohexyldimethylamine, 4-dimethylaminopyridine, N,N-dimethylaniline, N-methylpiperidine, N-methylpyrrolidine, N-methylmorpholine, etc.

The amount of the basic salt to be used is 1.0 to 10.0 mols or so, preferably 1.0 to 3.0 mols or so, relative to one mol of compound (VIII).

The "basic salt" includes, for example, sodium carbonate, potassium carbonate, cesium carbonate, sodium hydrogencarbonate, sodium acetate, potassium acetate, etc.

This reaction is advantageously carried out in the absence of a solvent or in an inert solvent. There is no particular limitation on the kind of solvent that can be used unless the reaction is interfered with. Preferred are ethers, aromatic hydrocarbons, aliphatic hydrocarbons, amides, halogenated hydrocarbons, nitrites, sulfoxides, organic acids, aromatic amines and mixtures of those solvents.

The reaction temperature is -20 to 150°C . or so, preferably 0 to 100°C . or so. The reaction time is generally 5 minutes to 24 hours, preferably about 10 minutes to 5 hours.

The product as produced in the manner mentioned above may be applied to the next reaction while it is still crude in the reaction mixture, or may be isolated from the reaction mixture in any ordinary manner. This can be easily purified through separation means such as recrystallization, distillation, chromatography and the like.

Compound (Ia) is produced by subjecting compound (IX) to condensation with compound (X). If desired, this reaction is carried out in the presence of a base or a basic salt.

In compound (IX), Hal represents halogens.

Compound (X) may be purchased from commercial sources if they are available on the market or can be produced according to any per se known methods or analogous methods thereto as well as the methods disclosed in the following process 2.

The amount of compound (X) to be used is 0.5 to 3.0 mols or so, preferably 0.8 to 2.0 mols or so, relative to one mol of compound (IX).

The amount of the base to be used is 1.0 to 30 mols or so, preferably 1.0 to 10 mols or so, relative to one mol of compound (IX).

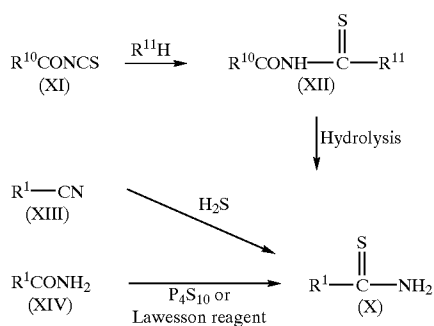
The "base" includes, for example, basic salts such as sodium carbonate, potassium carbonate, cesium carbonate, sodium hydrogencarbonate, etc.; aromatic amines such as pyridine, lutidine, etc.; tertiary amines such as triethylamine, tripropylamine, tributylamine, cyclohexyldimethylamine, 4-dimethylaminopyridine, N,N-dimethylaniline, N-methylpiperidine, N-methylpyrrolidine, N-methylmorpholine, etc.

This reaction is advantageously carried out in the absence of a solvent or in an inert solvent. There is no particular limitation on the kind of solvent that can be used unless the reaction is interfered with. Preferred are halogenated hydrocarbons, aliphatic hydrocarbons, aromatic hydrocarbons, ethers, amides, alcohols, nitrites and mixtures of those solvents.

The reaction temperature is -5 to 200°C . or so, preferably 5 to 150°C . or so. The reaction time is generally 5 minutes to 72 hours, preferably about 0.5 to 30 hours.

The product as produced in the manner mentioned above may be applied to the next reaction while it is still crude in the reaction mixture, or may be isolated from the reaction mixture in any ordinary manner. This can be easily purified through separation means such as recrystallization, distillation, chromatography and the like.

Process 2



Compound (XII) is produced by subjecting compound (XI) to condensation with an amine of the formula: R^{11}H .

R^{11} represents the "amine which may be substituted" for R^1 above.

In compound (XI), R^{10} represents an alkoxy. The "alkoxy" includes, for example, a C_{1-6} alkoxy such as methoxy, ethoxy, propoxy, isopropoxy, butoxy, etc.

The amount of the "amine" to be used is 1.0 to 30 mols or so, preferably 1.0 to 10 mols or so, relative to one mol of compound (XI).

This reaction is advantageously carried out in the absence of a solvent or in an inert solvent. There is no particular limitation on the kind of solvent that can be used unless the reaction is interfered with. Preferred are halogenated hydrocarbons, aliphatic hydrocarbons, aromatic hydrocarbons, ethers, amides, alcohols, nitrites, ketones and mixtures of those solvents.

The reaction temperature is -5 to 200°C . or so, preferably 5 to 120°C . or so. The reaction time is generally 5 minutes to 72 hours, preferably about 0.5 to 30 hours.

The product as produced in the manner mentioned above may be applied to the next reaction while it is still crude in the reaction mixture, or may be isolated from the reaction mixture in any ordinary manner. This can be easily purified through separation means such as recrystallization, distillation, chromatography and the like.

Compound (X) is produced by subjecting compound (XII) to hydrolysis using an acid or a base.

The amount of the "acid" or "base" to be used is 0.1 to 50 mols or so, preferably 1 to 20 mols or so, relative to one mol of compound (XII), respectively.

The "acid" includes, for example, mineral acids such as hydrochloric acid, hydrobromic acid, sulfuric acid, etc; Lewis acids such as boron trichloride, boron tribromide, etc; thiols or sulfides in combination with Lewis acids; organic acids such as trifluoroacetic acid, p-toluenesulfonic acid, etc.

The "base" includes, for example, metal hydroxides such as sodium hydroxide, potassium hydroxide, barium hydroxide, etc.; metal alkoxides such as sodium methoxide, sodium ethoxide, potassium tert-butoxide, etc; organic bases such as triethylamine, imidazole, formamidine, etc.

This reaction is advantageously carried out in the absence of a solvent or in an inert solvent. There is no particular limitation on the kind of solvent that can be used unless the reaction is interfered with. Preferred are alcohols, ethers, aromatic hydrocarbons, aliphatic hydrocarbons, halogenated hydrocarbons, sulfoxides, water and mixtures of those solvents.

The reaction time is generally 10 minutes to 50 hours, preferably about 30 minutes to 12 hours. The reaction temperature is 0 to 200°C . or so, preferably 20 to 120°C . or so.

Compound (X) is also produced by treating compound (XIII) with a hydrogen sulfide in the presence of a base.

The amount of the hydrogen sulfide to be used is 1 to 30 mols or so, relative to one mol of compound (XIII).

The amount of the "base" to be used is 1.0 to 30 mols or so, preferably 1.0 to 10 mols or so, relative to one mol of compound (XIII).

The "base" includes, for example, aromatic amines such as pyridine, lutidine, etc.; tertiary amines such as triethylamine, tripropylamine, tributylamine, cyclohexyldimethylamine, 4-dimethylaminopyridine, N,N-dimethylaniline, N-methylpiperidine, N-methylpyrrolidine, N-methylmorpholine, etc.

This reaction is advantageously carried out in the absence of a solvent or in an inert solvent. There is no particular limitation on the kind of solvent that can be used unless the reaction is interfered with. Preferred are halogenated hydrocarbons, aliphatic hydrocarbons, aromatic hydrocarbons, ethers, aromatic amines and mixtures of those solvents.

This reaction is carried out under atmospheric pressure or pressurized condition. The reaction temperature is -20 to 80°C . or so, preferably -10 to 30°C . or so. The reaction time is generally 5 minutes to 72 hours, preferably about 0.5 to 30 hours.

The product as produced in the manner mentioned above may be applied to the next reaction while it is still crude in the reaction mixture, or may be isolated from the reaction mixture in any ordinary manner. This can be easily purified through separation means such as recrystallization, distillation, chromatography and the like.

Compound (X) is also produced by treating compound (XIV) with a phosphorous pentasulfide or Lawesson's reagent.

The amount of the "phosphorous pentasulfide" or "Lawesson's reagent" to be used is 0.5 to 10 mols or so, preferably 0.5 to 3 mols or so, relative to one mol of compound (XIV).

This reaction is advantageously carried out in the absence of a solvent or in an inert solvent. There is no particular limitation on the kind of solvent that can be used unless the reaction is interfered with. Preferred are ethers, aromatic hydrocarbons, aliphatic hydrocarbons, halogenated hydrocarbons and mixtures of those solvents.

The reaction time is generally 10 minutes to 50 hours, preferably about 30 minutes to 12 hours. The reaction temperature is 0 to 150°C . or so, preferably 20 to 120°C . or so.

The product (X) may be applied to the next reaction while it is still crude in the reaction mixture, or may be isolated from the reaction mixture in any ordinary manner. This can

be easily purified through separation means such as recrystallization, distillation, chromatography and the like.

In case that compound (Ia) is an acylamino derivative, the desired product can be also obtained by subjecting the corresponded amine compound to any per se known acylation method.

For example, compound (Ia) wherein R¹ is an acylamino which may be substituted is produced by reacting a corresponding 2-thiazolyl amine with an acylating agent optionally in the presence of a base or an acid.

The amount of the "acylating agent" to be used is 1.0 to 5.0 mols or so, preferably 1.0 to 2.0 mols or so, relative to one mol of compound (Ia).

The "acylating agent" includes, for example, carboxylic acid or a reactive derivative thereof (e.g., acid halides, acid anhydrides, esters, etc.) corresponding to the desired product.

The amount of the "base" or "acid" to be used is 0.8 to 5.0 mols or so, preferably 1.0 to 2.0 mols or so, relative to one mol of compound (Ia).

The "base" includes, for example, triethylamine, pyridine, N,N-dimethylaminopyridine, etc.

The "acid" includes, for example, methanesulfonic acid, p-toluenesulfonic acid, camphor-sulfonic acid etc.

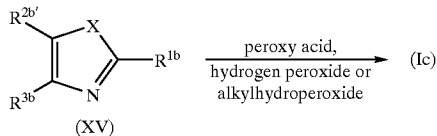
This reaction is advantageously carried out in the absence of a solvent or in an inert solvent. There is no particular limitation on the kind of solvent that can be used unless the reaction is interfered with. Preferred are ethers, aromatic hydrocarbons, aliphatic hydrocarbons, amides, halogenated hydrocarbons, nitrites, sulfoxides, aromatic amines and mixtures of those solvents.

The reaction temperature is -20 to 150° C. or so, preferably 0 to 100° C. or so. The reaction time is generally 5 minutes to 24 hours, preferably about 10 minutes to 5 hours.

The product may be applied to the next reaction while it is still crude in the reaction mixture, or may be isolated from the reaction mixture in any ordinary manner. This can be easily purified through separation means such as recrystallization, distillation, chromatography and the like.

Compound (Ic) can be also produced according to the methods of the following process 3 or analogous methods thereto.

Process 3



Compound (XV) can be produced according to any per se known methods or analogous methods thereto.

Compound (Ic) is produced by treating compound (XV) with a peroxy acid.

In compound (XV), R^{2b'} represents a pyridyl which may be substituted. The "pyridyl which may be substituted" includes, for example, the "pyridyl which may be substituted" for R² above.

The amount of the "peroxy acid" to be used is 0.8 to 10 mols or so, preferably 1.0 to 3.0 mols or so, relative to one mol of compound (XV).

The "peroxy acid" includes, for example, peracetic acid, trifluoroperacetic acid, m-chloroperbenzoic acid, etc.

This reaction is advantageously carried out in the absence of a solvent or in an inert solvent. There is no particular limitation on the kind of solvent that can be used unless the

reaction is interfered with. Preferred are halogenated hydrocarbons, aliphatic hydrocarbons, aromatic hydrocarbons, organic acids, ethers, amides, sulfoxides, alcohols, nitrites, ketones and mixtures of those solvents.

The reaction temperature is -20 to 130° C. or so, preferably 0 to 100° C. or so. The reaction time is generally 5 minutes to 72 hours, preferably about 0.5 to 12 hours.

Compound (Ic) is also produced by treating compound (XV) with a hydrogen peroxide or an alkylhydroperoxide, in the presence of a base, an acid or a metal oxide if desired.

The amount of the "hydrogen peroxide" or the "alkylhydroperoxide" to be used is 0.8 to 10 mols or so, preferably 1.0 to 3.0 mols or so, relative to one mol of compound (XV).

The "alkylhydroperoxide" includes, for example, tert-butylhydroperoxide, cumene hydroperoxide, etc.

The amount of the "base", the "acid" or the "metal oxides" to be used is 0.1 to 30 mols or so, preferably 0.8 to 5 mols or so, relative to one mol of compound (XV).

The "base" includes, for example, inorganic bases such as sodium hydroxide and potassium hydroxide, basic salts such as sodium carbonate and potassium carbonate, etc.

The "acid" includes, for example, mineral acids such as hydrochloric acid, sulfuric acid and perchloric acid, Lewis acids such as boron trifluoride and aluminum (III) chloride, titanium (IV) chloride, organic acids such as formic acid and acetic acid, etc.

The "metal oxides" includes, for example, vanadium oxide (V₂O₅), osmium oxide (OsO₄), tungsten oxide (WO₃), molybdenum oxide (MoO₃), selenium oxide (SeO₂), chromium oxide (CrO₃), etc.

This reaction is advantageously carried out in the absence of a solvent or in an inert solvent. There is no particular limitation on the kind of solvent that can be used unless the reaction is interfered with. Preferred are halogenated hydrocarbons, aliphatic hydrocarbons, aromatic hydrocarbons, organic acids, ethers, amides, sulfoxides, alcohols, nitrites, ketones and mixtures of those solvents.

The reaction temperature is -20 to 130° C. or so, preferably 0 to 100° C. or so. The reaction time is generally 5 minutes to 72 hours, preferably about 0.5 to 12 hours.

The product may be applied to the next reaction while it is still crude in the reaction mixture, or may be isolated from the reaction mixture in any ordinary manner. This can be easily purified through separation means such as recrystallization, distillation, chromatography and the like.

In the above-mentioned reactions where the starting compounds are substituted by any of amino, carboxy or hydroxy, those groups may be protected by ordinary protective groups which are generally used in peptide chemistry. The protective groups may be removed after the reaction to give the desired products.

The amino-protecting group includes, for example, formyl, C₁₋₆ alkyl-carbonyl (e.g., acetyl, propionyl, etc.) which may be substituted, phenylcarbonyl which may be substituted, C₁₋₆ alkoxy-carbonyl (e.g., methoxycarbonyl, ethoxycarbonyl, etc.) which may be substituted, phenyloxy-carbonyl which may be substituted, C₇₋₁₀ aralkyloxy-carbonyl (e.g., benzyloxycarbonyl, etc.) which may be substituted, trityl which may be substituted, phthaloyl which may be substituted, etc. These substituents include, for example, halogen atoms (e.g., fluoro, chloro, bromo, iodo, etc.), C₁₋₆ alkyl-carbonyl (e.g., acetyl, propionyl, valeryl, etc.), nitro, etc. The number of those substituents is 1 to 3.

The carboxy-protecting group includes, for example, C₁₋₆ alkyl (e.g., methyl, ethyl, propyl, isopropyl, butyl, tert-butyl, etc.) which may be substituted, phenyl which may be substituted, trityl which may be substituted, silyl which may

be substituted, etc. These substituents include, for example, halogen atoms (e.g., fluoro, chloro, bromo, iodo, etc.), formyl, C₁₋₆ alkyl-carbonyl (e.g., acetyl, propionyl, butylcarbonyl, etc.), nitro, C₁₋₆ alkyl (e.g., methyl, ethyl, tert-butyl, etc.), C₆₋₁₀ aryl (e.g., phenyl, naphthyl, etc.), etc. The number of those substituents is 1 to 3.

The hydroxy-protecting group includes, for example, C₁₋₆ alkyl (e.g., methyl, ethyl, propyl, isopropyl, butyl, tert-butyl, etc.) which may be substituted, phenyl which may be substituted, C₇₋₁₁ aralkyl (e.g., benzyl, etc.) which may be substituted, formyl which may be substituted, C₁₋₆ alkyl-carbonyl (e.g., acetyl, propionyl, etc.) which may be substituted, phenyloxycarbonyl which may be substituted, C₇₋₁₁ aralkyloxy-carbonyl (e.g., benzyloxycarbonyl, etc.) which may be substituted, tetrahydropyranyl which may be substituted, tetrahydrofuranlyl which may be substituted, silyl which may be substituted, etc. Those substituents include, for example, halogen atoms (e.g., fluoro, chloro, bromo, iodo, etc.), C₁₋₆ alkyl (e.g., methyl, ethyl, tert-butyl, etc.), C₇₋₁₁ aralkyl (e.g., benzyl, etc.), C₆₋₁₀ aryl (e.g., phenyl, naphthyl, etc.), nitro, etc. The number of those substituents is 1 to 4.

Those protective groups may be removed by any per se known methods or analogous methods thereto, such as methods using acids, bases, ultraviolet rays, hydrazine, phenylhydrazine, sodium N-methyldithiocarbamate, tetrabutylammonium fluoride, palladium acetate, etc.; and reduction, etc.

In any case, products formed in the reaction mixtures may be subjected to deprotection, acylation, alkylation, hydrogenation, oxidation, reduction, chain extension, substituents-exchange reaction and combined reactions thereof, to obtain compound (I). These methods include, for example, the methods described in "Shin Jikken Kagaku Kouza (New Edition of Lectures of Experimental Chemistry)" 14, 15 (1977) edited by Maruzen.

The above "alcohols" include, for example, methanol, ethanol, propanol, isopropanol, tert-butanol, etc.

The above "ethers" include, for example, diethyl ether, diisopropyl ether, diphenyl ether, tetrahydrofuran, dioxane, 1,2-dimethoxyethane, etc.

The above "halogenated hydrocarbons" include, for example, dichloromethane, chloroform, 1,2-dichloroethane, carbon tetrachloride, etc.

The above "aliphatic hydrocarbons" include, for example, hexane, pentane, cyclohexane, etc.

The above "aromatic hydrocarbons" include, for example, benzene, toluene, xylene, chlorobenzene, etc.

The above "aromatic amines" include, for example, pyridine, lutidine, quinoline, etc.

The above "amides" include, for example, N,N-dimethylformamide, N,N-dimethylacetamide, hexamethylphosphoric triamide, etc.

The above "ketones" include, for example, acetone, methyl ethyl ketone, etc.

The above "sulfoxides" include, for example, dimethylsulfoxide, etc.

The above "nitrites" include, for example, acetonitrile, propionitrile, etc.

The above "organic acids" include, for example, acetic acid, propionic acid, trifluoroacetic acid, etc.

Where the products are formed in their free form in the reaction, they may be converted into their salts in any ordinary manner. Where they are formed in the form of their salts, they may be converted into free compounds or other salts in any ordinary manner. The thus-obtained compound (I) may be isolated and purified from the reaction mixtures

through any ordinary means of, for example, trans-solvation, concentration, solvent extraction, fractionation, crystallization, recrystallization, chromatography and the like.

Where compound (I), (Ia), (Ib) or (Ic) exists in the reaction mixtures in the form of its configurational isomers, diastereomers, conformers or the like, they may be optionally isolated into single isomers through the separation and isolation means mentioned above. Where compound (I), (Ia), (Ib) or (Ic) is in the form of its racemates, they may be resolved into S- and R-forms through any ordinary optical resolution.

Compound (I), (Ia), (Ib) or (Ic) includes stereoisomers, depending on the type of the substituents therein, and both single isomers and mixtures of different isomers are within the scope of the present invention.

Compounds (I), (Ia), (Ib) and (Ic) may be in any form of their hydrates and non-hydrates.

The agent (pharmaceutical composition) of the present invention comprising compound (I), (Ia), (Ib) or (Ic) shows a high affinity for adenosine receptor, especially for adenosine A₃ receptor, while having low toxicity and few side effects. The agent is useful as a safe medicine.

The agent (pharmaceutical composition) of the present invention comprising compound (I), (Ia), (Ib) or (Ic) has a potent antagonistic activity on mammals (e.g., mouse, rat, hamster, rabbit, feline, canine, bovine, sheep, monkey, human, etc.), a good bioavailability upon administration, a good metabolic stability, and therefore, it can be used for preventing and/or treating diseases that may be related to adenosine A₃ receptor, for example, asthma, allergosis, inflammation, Addison's disease, autoallergic hemolytic anemia, Crohn's disease, psoriasis, rheumatism, diabetes, and so on. Among others, preferred is for asthma, allergosis, etc.

The agent (pharmaceutical composition) of the present invention comprising compound (I), (Ia), (Ib) or (Ic) has low toxicity, and therefore, compound (I), (Ia), (Ib) or (Ic) is, either directly as it is or after having been formulated into pharmaceutical compositions along with pharmaceutically acceptable carriers in any per se known manner, for example, into tablets (including sugar-coated tablets, film-coated tablets), powders, granules, capsules (including soft capsules), liquid preparations, injections, suppositories, sustained release preparations, etc., safely administered orally or parenterally (e.g., locally, rectally, intravenously, etc.). In the pharmaceutical composition of the present invention, the amount of compound (I), (Ia), (Ib) or (Ic) is from 0.01 to 100% by weight or so of the total weight of the composition. The dose of the composition varies, depending on the subject to which the composition is administered, the administration route employed, the disorder of the subject, etc. For example, as an adenosine A₃ receptor antagonist, oral composition for treating asthma, its dose for adults (body weight ca. 60 kg) may be from 0.1 to 30 mg/kg of body weight or so, preferably from 1 to 20 mg/kg of body weight or so, in terms of the active ingredient of compound (I), (Ia), (Ib) or (Ic), and this may be administered once or several times a day.

Any ordinary organic and inorganic carrier substances that are generally used in formulating medicines are usable as the carriers for formulating the pharmaceutical compositions of the present invention. For example, employable are ordinary excipients, lubricants, binders, disintegrators, etc. for formulating solid preparations; and solvents, solubilizers, suspending agents, isotonicizing agents, buffers, soothing agents, etc. for formulating liquid preparations. If

desired, further employable are other additives such as preservatives, antioxidants, colorants, sweeteners, adsorbents, wetting agents, etc.

The excipients include, for example, lactose, white sugar, D-mannitol, starch, corn starch, crystalline cellulose, light silicic anhydride, etc.

The lubricants include, for example, magnesium stearate, calcium stearate, talc, colloidal silica, etc.

The binders include, for example, crystalline cellulose, white sugar, D-mannitol, dextrin, hydroxypropyl cellulose, hydroxypropylmethyl cellulose, polyvinyl pyrrolidone, starch, sucrose, gelatin, methyl cellulose, carboxymethyl cellulose sodium, etc.

The disintegrators include, for example, starch, carboxymethyl cellulose, carboxymethyl cellulose calcium, croscarmellose sodium, carboxymethyl starch sodium, L-hydroxypropyl cellulose, etc.

The solvents include, for example, water for injections, alcohol, propylene glycol, macrogol, sesame oil, corn oil, olive oil, etc.

The solubilizers include, for example, polyethylene glycol, propylene glycol, D-mannitol, benzyl benzoate, ethanol, trisaminomethane, cholesterol, triethanolamine, sodium carbonate, sodium citrate, etc.

The suspending agents include, for example, surfactants such as stearyl triethanolamine, sodium lauryl sulfate, lauryl aminopropionic acid, lecithin, benzalkonium chloride, benzethonium chloride, glycerin monostearate, etc.; hydrophilic polymers such as polyvinyl alcohol, polyvinyl pyrrolidone, carboxymethyl cellulose sodium, methyl cellulose, hydroxymethyl cellulose, hydroxyethyl cellulose, hydroxypropyl cellulose, etc.

The isotonicizing agents include, for example, glucose, D-sorbitol, sodium chloride, glycerin, D-mannitol, etc.

The buffers include, for example, liquid buffers of phosphates, acetates, carbonates, citrates, etc.

The soothing agents include, for example, benzyl alcohol, etc.

The preservatives include, for example, parahydroxybenzoates, chlorobutanol, benzyl alcohol, phenethyl alcohol, dehydroacetic acid, sorbic acid, etc.

The antioxidants include, for example, sulfites, ascorbic acid, etc.

BEST MODE FOR CARRYING OUT THE INVENTION

The invention will be described in more detail hereinunder, with reference to the following Reference Examples, Examples, Formulation Examples and Experimental Examples, which, however, are to concretely illustrate some embodiments of the invention and are not intended to restrict the scope of the invention. Various changes and modifications can be made within the range that does not deviate the scope of the invention.

“Room temperature” as referred to in the following Reference Examples and Examples is meant to indicate a temperature falling between 10° C. and 35° C. Unless otherwise specifically indicated, “%” is by weight. The yield indicates mol/mol %.

The meanings of the abbreviations used hereinunder are as follows:

- s: singlet
- d: doublet
- t: triplet
- q: quartet
- dd: double doublet
- ddd: double double doublet
- dt: double triplet

br: broad

J: coupling constant

Hz: Hertz

CDCl₃: deuterated chloroform

¹H-NMR: proton nuclear magnetic resonance spectrum

Me: methyl

REFERENCE EXAMPLE 1

1-(4-Methoxyphenyl)-2-(3-pyridyl)ethanone

To a stirred solution of diisopropylamine (33.2 mL) in dry tetrahydrofuran (300 mL) cooled at -78° C., was added a solution of 1.6 M n-butyllithium in hexane (148 mL) dropwise. After addition, the resulting mixture was stirred for 10 min at the same temperature, followed by the addition of β-picoline (20 g). The resulting mixture was allowed to warm up to -10-0° C. After an additional 20 min stirring, a solution of ethyl p-anisate (19.4 g) in dry tetrahydrofuran (40 mL) was added. After addition the mixture was stirred for another 1 h at ambient temperature, and water (100 mL) was added to the mixture. The solvent was removed under reduced pressure and the oily product was extracted with ethyl acetate. The extracts were washed with water, dried, and concentrated under reduced pressure. The crystalline residue was recrystallized from ethyl acetate-isopropyl ether to afford the title compound (20.8 g, yield 85%).

mp 71-72° C.

REFERENCE EXAMPLE 2

Using ethyl benzoate, ethyl 3,4-dimethoxybenzoate, ethyl 3,4,5-trimethoxybenzoate, ethyl 4-(methoxymethoxy)benzoate, ethyl 4-fluorobenzoate, ethyl 4-ethylbenzoate, ethyl 3,4-methylenedioxybenzoate, methyl 5-indanecarboxylate, methyl 5,6,7,8-tetrahydro-2-naphthoic acid, methyl 1,4-benzodioxane-6-carboxylate, and methyl 2-naphthoic acid instead of using ethyl p-anisate, the below Reference Example Compounds 2-1 to 2-11 were obtained in the same manner as described in the above Reference Example 1.

REFERENCE EXAMPLE COMPOUND 2-1

1-Phenyl-2-(3-pyridyl)ethanone

mp 44.5-45.5° C.

REFERENCE EXAMPLE COMPOUND 2-2

1-(3,4-Dimethoxyphenyl)-2-(3-pyridyl)ethanone

mp 114-115° C.

REFERENCE EXAMPLE COMPOUND 2-3

2-(3-Pyridyl)-1-(3,4,5-trimethoxyphenyl)ethanone

mp 104-105° C.

REFERENCE EXAMPLE COMPOUND 2-4

1-(4-Methoxymethoxyphenyl)-2-(3-pyridyl)ethanone

mp 43-44° C.

REFERENCE EXAMPLE COMPOUND 2-5

1-(4-Fluorophenyl)-2-(3-pyridyl)ethanone Oil

REFERENCE EXAMPLE COMPOUND 2-6

1-(4-Ethylphenyl)-2-(3-pyridyl)ethanone

mp 80-81° C.

33

REFERENCE EXAMPLE COMPOUND 2-7

1-(3,4-Methylenedioxyphenyl)-2-(3-pyridyl)
ethanone

mp 98–99° C.

REFERENCE EXAMPLE COMPOUND 2-8

1-(5-Indanyl)-2-(3-pyridyl)ethanone

mp 55–56° C.

REFERENCE EXAMPLE COMPOUND 2-9

2-(3-Pyridyl)-1-(5,6,7,8-tetrahydro-2-naphthyl)
ethanone

mp 65–66° C.

REFERENCE EXAMPLE COMPOUND 2-10

1-(1,4-Benzodioxan-6-yl)-2-(3-pyridyl)ethanone

mp 89–90° C.

REFERENCE EXAMPLE COMPOUND 2-11

1-(2-Naphthyl)-2-(3-pyridyl)ethanone

mp 69–70° C.

REFERENCE EXAMPLE 3

Using α -picoline, γ -picoline, and 3,5-lutidine instead of using β -picoline, the below Reference Example Compounds 3-1 to 3-5 were obtained in the same manner as described in the above Reference Example 2.

REFERENCE EXAMPLE COMPOUND 3-1

1-Phenyl-2-(2-pyridyl)ethanone

mp 59–60° C.

REFERENCE EXAMPLE COMPOUND 3-2

1-(4-Methoxyphenyl)-2-(2-pyridyl)ethanone

mp 77–78° C.

REFERENCE EXAMPLE COMPOUND 3-3

1-Phenyl-2-(4-pyridyl)ethanone

mp 109–110° C.

REFERENCE EXAMPLE COMPOUND 3-4

1-(4-Methoxyphenyl)-2-(4-pyridyl)ethanone

mp 103–104° C.

REFERENCE EXAMPLE COMPOUND 3-5

2-(5-Methyl-3-pyridyl)-1-phenylethanone

mp 53–54° C.

REFERENCE EXAMPLE 4

2-Cyano-2-phenyl-1-(3-pyridyl)ethanone

To a solution of ethyl nicotinate (10 g) and phenylacetonitrile (5.1 g) in tert-butyl alcohol (30 mL), was added

34

potassium tert-butoxide (6.4 g), and the mixture was stirred at 100° C. for 3 h. After cooling, the resulting mixture was dissolved in water and washed with isopropyl ether. The aqueous phase was adjusted to pH 7.0 with 2 N hydrochloric acid and extracted with ethyl acetate. The extracts were washed with water, dried, and the solvent was evaporated. The crystalline residue was recrystallized from ethyl acetate-isopropyl ether to obtain the title compound (6.0 g, yield 62%).

mp 148–149° C.

REFERENCE EXAMPLE 5

2-Phenyl-1-(3-pyridyl)ethanone

2-Cyano-2-phenyl-1-(3-pyridyl)ethanone (5.0 g) was dissolved in 48% hydrobromic acid (50 mL) and the solution was stirred at 140° C. for 5 h. After the mixture was cooled, the mixture was neutralized with an aqueous saturated solution of sodium hydrogen carbonate and the product was extracted with ethyl acetate. The extracts were washed with water, dried, and the solvent was evaporated. The crystalline residue was recrystallized from isopropyl ether to obtain the title compound (3.9 g, yield 88%).

mp 61–62° C.

REFERENCE EXAMPLE 6

2-Bromo-1-(4-methoxyphenyl)-2-(3-pyridyl)
ethanone Hydrobromide

1-(4-Methoxyphenyl)-2-(3-pyridyl)ethanone (6.85 g) was dissolved in acetic acid (36 mL), bromine (1.7 mL) was added to the solution and the resulting mixture was stirred at 80° C. for 3 h. After the mixture was cooled with ice-water, the crude crystalline mass was collected by filtration. The crude crystalline was recrystallized from ethanol-ethyl ether to afford the title compound (10.4 g, yield 89%).

mp 188–195° C.

REFERENCE EXAMPLE 7

Using 1-phenyl-2-(3-pyridyl)ethanone, 1-(3,4-dimethoxyphenyl)-2-(3-pyridyl)ethanone, 2-(3-pyridyl)-1-(3,4,5-trimethoxyphenyl)ethanone, 1-(4-methoxymethoxyphenyl)-2-(3-pyridyl)ethanone, 1-(4-fluorophenyl)-2-(3-pyridyl)ethanone, 1-phenyl-2-(2-pyridyl)ethanone, 1-(4-methoxyphenyl)-2-(2-pyridyl)ethanone, 1-phenyl-2-(4-pyridyl)ethanone, 1-(4-methoxyphenyl)-2-(4-pyridyl)ethanone, 2-(5-methyl-3-pyridyl)-1-phenylethanone, 1-(4-ethylphenyl)-2-(3-pyridyl)ethanone, 1-(3,4-methylenedioxyphenyl)-2-(3-pyridyl)ethanone, 1-(5-indanyl)-2-(3-pyridyl)ethanone, 2-(3-pyridyl)-1-(5,6,7,8-tetrahydro-2-naphthyl)ethanone, 1-(1,4-benzodioxan-6-yl)-2-(3-pyridyl)ethanone, 1-(2-naphthyl)-2-(3-pyridyl)ethanone, 1-(4-methoxyphenyl)-2-(2-pyridyl)ethanone and 2-phenyl-1-(3-pyridyl)ethanone instead of using 1-(4-methoxyphenyl)-2-(3-pyridyl)ethanone, the below Reference Example Compounds 7-1 to 7-18 were obtained in the same manner as described in the above Reference Example 6.

REFERENCE EXAMPLE COMPOUND 7-1

2-Bromo-1-phenyl-2-(3-pyridyl)ethanone
Hydrobromide

mp 208–215° C.

REFERENCE EXAMPLE COMPOUND 7-2

2-Bromo-1-(3,4-dimethoxyphenyl)-2-(3-pyridyl)
ethanone Hydrobromide

mp 191–193° C.

35

REFERENCE EXAMPLE COMPOUND 7-3

2-Bromo-2-(3-pyridyl)-1-(3,4,5-trimethoxyphenyl)
ethanone Hydrobromide

mp 184–186° C.

REFERENCE EXAMPLE COMPOUND 7-4

2-Bromo-1-(4-hydroxyphenyl)-2-(3-pyridyl)
ethanone Hydrobromide

The crude mixture without purification was used in the
next reaction.

REFERENCE EXAMPLE COMPOUND 7-5

2-Bromo-1-(4-fluorophenyl)-2-(3-pyridyl)ethanone
Hydrobromide

mp 189–191° C.

REFERENCE EXAMPLE COMPOUND 7-6

2-Bromo-1-phenyl-2-(2-pyridyl)ethanone
Hydrobromide

mp 180–181° C.

REFERENCE EXAMPLE COMPOUND 7-7

2-Bromo-1-(4-methoxyphenyl)-2-(2-pyridyl)
ethanone Hydrobromide

mp 170–171° C.

REFERENCE EXAMPLE COMPOUND 7-8

2-Bromo-1-phenyl-2-(4-pyridyl)ethanone
Hydrobromide

mp 230–232° C.

REFERENCE EXAMPLE COMPOUND 7-9

2-Bromo-1-(4-methoxyphenyl)-2-(4-pyridyl)
ethanone Hydrobromide

mp 207–209° C.

REFERENCE EXAMPLE COMPOUND 7-10

2-Bromo-2-(5-methyl-3-pyridyl)-1-phenylethanone
Hydrobromide

mp 189–193° C.

REFERENCE EXAMPLE COMPOUND 7-11

2-Bromo-1-(4-ethylphenyl)-2-(3-pyridyl)ethanone
Hydrobromide

mp 145–146° C.

REFERENCE EXAMPLE COMPOUND 7-12

2-Bromo-1-(3,4-methylenedioxyphenyl)-2-(3-
pyridyl)ethanone Hydrobromide

mp 174–175° C.

REFERENCE EXAMPLE COMPOUND 7-13

2-Bromo-1-(5-indanyl)-2-(3-pyridyl)ethanone
Hydrobromide

mp 177–178° C.

36

REFERENCE EXAMPLE COMPOUND 7-14

2-Bromo-2-(3-pyridyl)-1-(5,6,7,8-tetrahydro-2-
naphthyl)ethanone Hydrobromide

5 mp 160–162° C.

REFERENCE EXAMPLE COMPOUND 7-15

1-(1,4-Benzodioxan-6-yl)-2-bromo-2-(3-pyridyl)
ethanone Hydrobromide Oil

10

REFERENCE EXAMPLE COMPOUND 7-16

2-Bromo-1-(2-naphthyl)-2-(3-pyridyl)ethanone
Hydrobromide

15 mp 197–199° C.

REFERENCE EXAMPLE COMPOUND 7-17

2-Bromo-1-(4-methoxyphenyl)-2-(2-pyridyl)
ethanone Hydrobromide

20 mp 170–171° C.

REFERENCE EXAMPLE COMPOUND 7-18

2-Bromo-2-phenyl-1-(3-pyridyl)ethanone
Hydrobromide

25 mp 213–218° C.

REFERENCE EXAMPLE 8

[4-(4-Methoxyphenyl)-5-(3-pyridyl)-1,3-thiazol-2-
yl]amine

30

To a suspension of thiourea (516 mg) in acetonitrile (40 mL), was added 2-bromo-1-(4-methoxyphenyl)-2-(3-pyridyl)ethanone hydrobromide (2.5 g), and then triethylamine (0.95 mL) was added slowly dropwise to the mixture with stirring. After addition, the mixture was stirred at reflux for 3 h. After cooling, the crude crystalline was collected by filtration. The crystalline was washed with an aqueous saturated solution of sodium hydrogen carbonate, water, ethanol, and ethyl ether, in that order, and dried. The obtained crude crystalline was recrystallized from tetrahydrofuran to give the title compound (1.5 g, yield 90%).

35 mp 265–266° C.

REFERENCE EXAMPLE 9

N-Methyl[4-(4-methoxyphenyl)-5-(3-pyridyl)-1,3-
thiazol-2-yl]amine

45

To a suspension of N-methylthiourea (242 mg) in acetonitrile (18 mL), was added 2-bromo-1-(4-methoxyphenyl)-2-(3-pyridyl)ethanone hydrobromide (1.0 g) and then triethylamine (0.4 mL) was added slowly dropwise to the mixture. After addition, the resulting mixture was stirred at reflux for 3 h, and the solvent was evaporated. An aqueous saturated solution of sodium hydrogen carbonate was added to the residue and extracted with ethyl acetate. The extracts were washed with water, dried, and the solvent was evaporated. The crystalline residue was recrystallized from ethyl acetate-isopropyl ether to afford the title compound (650 mg, yield 85%).

50 mp 158–159° C.

REFERENCE EXAMPLE 10

N-[4-(4-Methoxyphenyl)-5-(3-pyridyl)-1,3-thiazol-2-
yl]acetamide

60

Using [(4-methoxyphenyl)-5-(3-pyridyl)-1,3-thiazol-2-yl]amine as starting material, the title compound was obtained in the same manner as described in below Example 3. Yield 82%.

65 mp 208–210° C.

2-(4-Acetylpiperazin-1-yl)-4-(4-methoxyphenyl)-5-(3-pyridyl)-1,3-thiazole

To a solution of 1-piperazinecarbothioamide (387 mg) in acetonitrile (15 mL), was added 2-bromo-1-(4-methoxyphenyl)-2-(3-pyridyl)ethanone hydrobromide (1.0 g), and then triethylamine (0.4 mL) was added slowly dropwise to the resulting mixture. After addition the mixture was stirred at reflux for 3 h and the solvent was evaporated. An aqueous saturated solution of sodium hydrogen carbonate was added to the residue and extracted with ethyl acetate. The extracts were washed with water, dried and the solvent was evaporated. The residue was dissolved in pyridine (2 mL) and acetyl chloride (0.3 mL) was added to the solution under ice cooling. The resulting mixture was stood at room temperature for 1 h. The reaction mixture was poured into

5

10

15

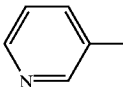
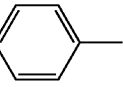
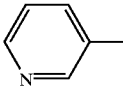
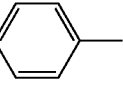
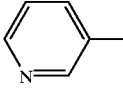
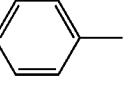
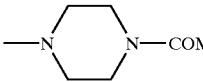
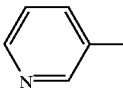
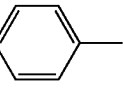
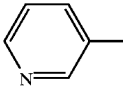
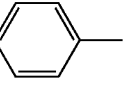
[4-(4-Methoxyphenyl)-5-(3-pyridyl)-1,3-thiazol-2-yl]amine Hydrochloride

[4-(4-Methoxyphenyl)-5-(3-pyridyl)-1,3-thiazol-2-yl]amine (200 mg) was dissolved in 1% methanol solution of hydrogen chloride (3.2 mL), and the solvent was evaporated. The crude crystalline was recrystallized from methanol-ethyl acetate to give the title compound (180 mg, yield 80%).

mp 145–150° C.

The chemical structures of the compounds obtained in the Reference Examples 8 to 12 are shown in Table 1.

TABLE 1

Ref. Ex. Compd.	R _a	R _b	R _c	Additive
8	—NH ₂		MeO- 	
9	—NHMe		MeO- 	
10	—NHCOMe		MeO- 	
11	 —COMe		MeO- 	
12	—NH ₂		MeO- 	HCl

ice-water and the product was extracted with ethyl acetate. The extracts were washed with water, dried, and the solvent was evaporated. The residue was purified using silica-gel column chromatography (ethyl acetate-methanol, 9:1) to give the title compound (300 mg, yield 28%).

oil.

REFERENCE EXAMPLE 13

The following Reference Example Compounds 13-1 to 13-106 shown in Tables 2 to 7 were obtained in the same manner as described in the above References 8 to 12, JP-A-61-10580 and U.S. Pat. No. 4,612,321.

TABLE 2

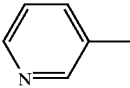
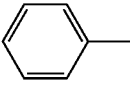
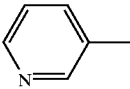
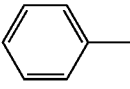
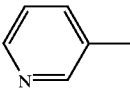
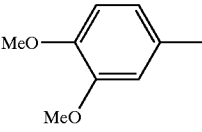
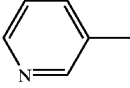
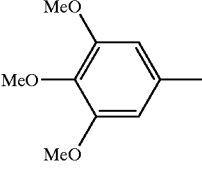
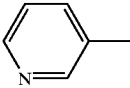
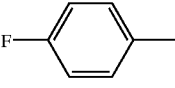
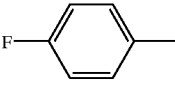
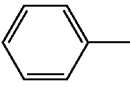
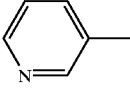
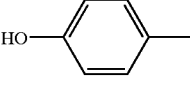
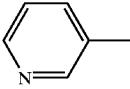
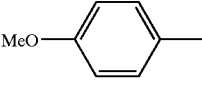
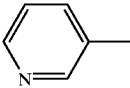
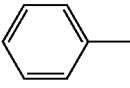
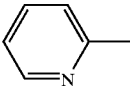
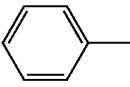
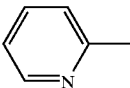
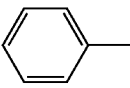
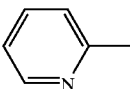
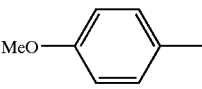
Ref. Ex. Compd.	R _a	R _b	R _c	mp/° C.
13-1	—NHMe			168–169
13-2	—H ₂			253–254
13-3	—NH ₂			240–241
13-4	—NH ₂			168–169
13-5	—NHMe			157–158
13-6	—NHMe			205–206
13-7	—NH ₂			266–268
13-8	—NHCOCH ₂ COOCH ₂ Me			201–202
13-9	—NHCOCH ₂ COOMe			185–186
13-10	—NH ₂			236–237
13-11	—NHMe			215–216
13-12	—NHMe			214–215

TABLE 2-continued

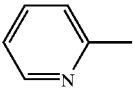
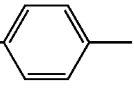
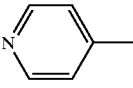
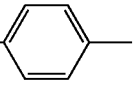
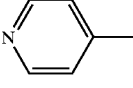
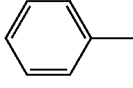
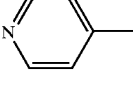
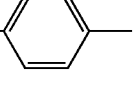
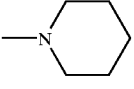
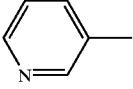
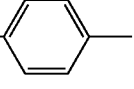
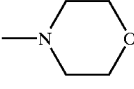
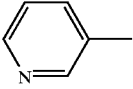
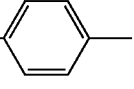
Ref. Ex. Compd.	R _a	R _b	R _c	mp/° C.
13-13	—NH ₂		MeO- 	217–218
13-14	—NH ₂		MeO- 	282–284
13-15	—NH ₂			248–250
13-16	—NHMe		MeO- 	177–178
13-17			MeO- 	130–131
13-18			MeO- 	134–135

TABLE 3

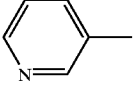
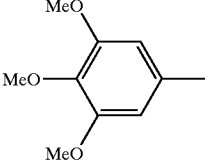
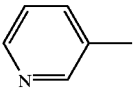
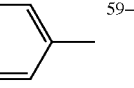
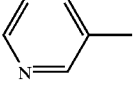
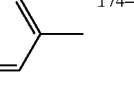
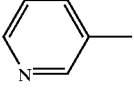
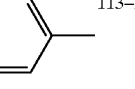
Ref. Ex. Compd.	R _a	R _b	R _c	mp/° C.
13-19	—CH ₂ Me		MeO- 	84–84.5
13-20	—CH ₂ Me		MeO- 	59–60
13-21	—CH ₂ Me		HO- 	174–174
13-22	—Me		MeO- 	113–114

TABLE 3-continued

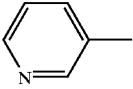
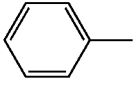
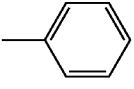
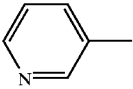
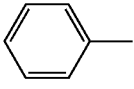
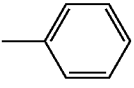
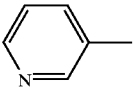
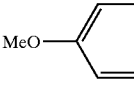
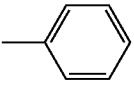
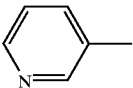
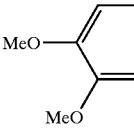
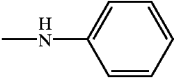
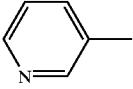
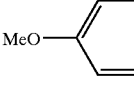
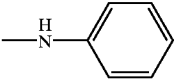
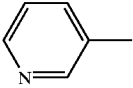
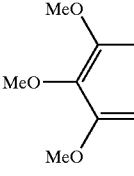
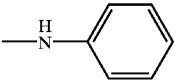
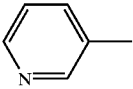
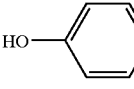
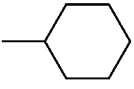
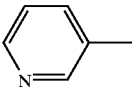
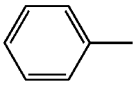
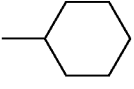
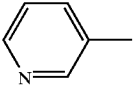
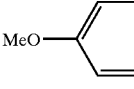
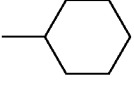
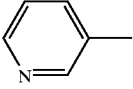
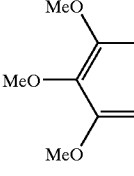
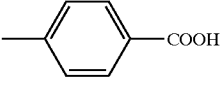
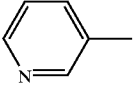
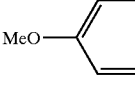
Ref. Ex. Compd.	R _a	R _b	R _c	mp ^o C.
13-23	—CH ₂ Me			83–84
13-24				135–136
13-25			MeO- 	104–105
13-26			MeO- 	96–98
13-27			MeO- 	195–196
13-28			MeO- 	211–213
13-29			HO- 	280–282
13-30				100–101
13-31			MeO- 	92–93
13-32			MeO- 	111–112
13-33			MeO- 	264–265

TABLE 3-continued

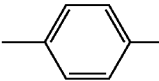
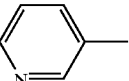
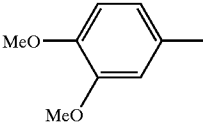
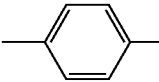
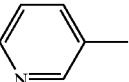
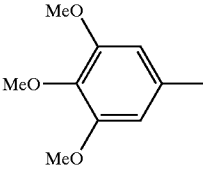
Ref. Ex. Compd.	R_a	R_b	R_c	mp/ $^{\circ}$ C.
13-34				245-246
13-35				247-248

TABLE 4

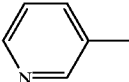
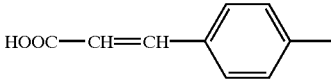
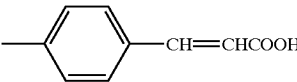
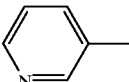
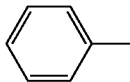
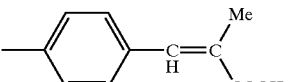
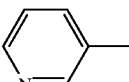
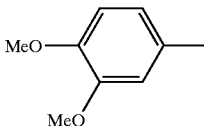
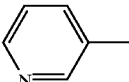
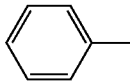
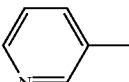
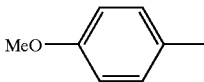
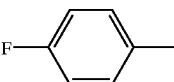
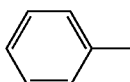
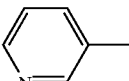
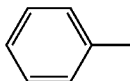
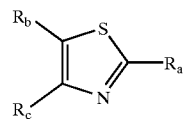
Ref. Ex. Compd.	R_a	R_b	R_c	mp/ $^{\circ}$ C.
13-36	-Me			208-209
13-37				255-256
13-38				225-226
13-39	$-(CH_2)_3COOH$			143-144
13-40	$-(CH_2)_3COOH$			163-164
13-41	$-(CH_2)_3COOH$			134-135
13-42	$-(CH_2)_8COOH$			112-113

TABLE 4-continued



Ref. Ex. Compd. R_a	R_b	R_c	mp/ $^{\circ}$ C.
13-43 $-(CH_2)_4OH$			51-52
13-44 $-NHCH_2Me$			154-155
13-45 $-NHMe$			187-188
13-46 $-NHMe$			124-125
13-47 $-NHMe$			191-192
13-48 $-N(CH_2Me)_2$			oil
13-49 $-NMe_2$			oil
13-50 $-CH_2Me$			oil
13-51 $-CH_2Me$			oil
13-52 $-(CH_2)_3Me$			oil
13-53 $-CH_2Me$			oil

TABLE 5

Ref. Ex. Compd.	R _a	R _b	R _c	mp/° C.	
13-54			MeO-	104-105	
13-55	-CH ₂ COOH			oil	
13-56	-(CH ₂) ₃ COOMe			oil	
13-57	-(CH ₂) ₃ COOH			oil	
13-58	-(CH ₂) ₅ COOH		MeO-	oil	
13-59	-(CH ₂) ₄ OH		MeO-	oil	
13-60	-(CH ₂) ₆ OH		MeO-	oil	
13-61	-(CH ₂) ₂ Me		MeO-	oil	
13-62	-CHMe ₂		MeO-	oil	
13-63	-NMe ₂			76-77	
13-64	-N(CH ₂ Me) ₂			97-98	
13-65	-NHMe			234-235	

TABLE 5-continued

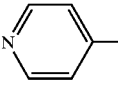
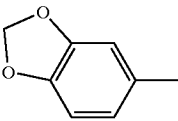
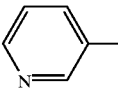
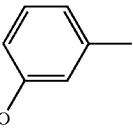
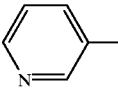
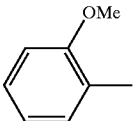
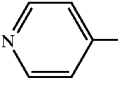
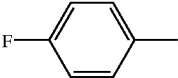
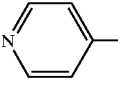
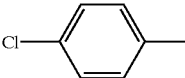
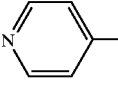
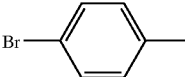
Ref. Ex. Compd.	R _a	R _b	R _c	mp/° C.
13-66	—NMe ₂			144–145
13-67	—NHMe			146–147
13-68	—NHMe			153–154
13-69	—NHMe			205–206
13-70	—NHMe			224–225
13-71	—NHMe			206–207

TABLE 6

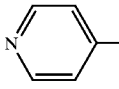
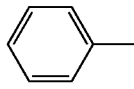
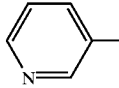
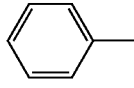
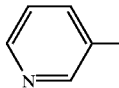
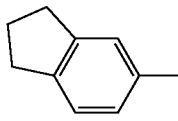
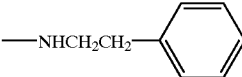
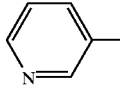
Ref. Ex. Compd.	R _a	R _b	R _c	Additive	mp/° C.
13-72	—NHMe				191–192
13-73	—NHMe				168–169
13-74	—NHMe				172–173
13-75	—NHCH ₂ CH ₂			MeO	126–127

TABLE 6-continued

Ref. Ex. Compd.	R _a	R _b	R _c	Additive	mp/° C.
13-76					222–223
13-77					132–133
13-78					90–91
13-79					148–149
13-80					180–181
13-81					240–241
13-82					258–259
13-83	—NMe ₂				85–86
13-84	—N(CH ₂ Me) ₂				56–57
13-85	—CH ₂ NH ₂				oil
13-86	—CH ₂ NHMe				oil

TABLE 6-continued

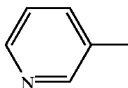
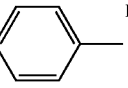
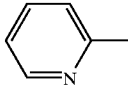
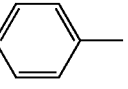
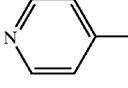
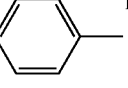
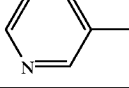
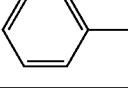
Ref. Ex. Compd.	R _a	R _b	R _c	Additive	mp/ ^o C.
13-87	—NHCOMe		MeO- 	HCl	214–217
13-88	—NHCOMe		MeO- 		228–231
13-89	—NHCOMe		MeO- 	HCl	275–278
13-90	—NHCOCH ₂ Me			HCl	248–251

TABLE 7

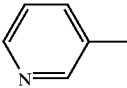
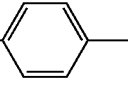
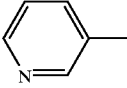
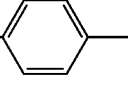
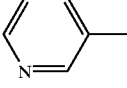
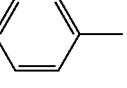
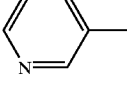
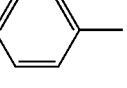
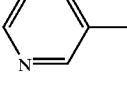
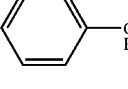
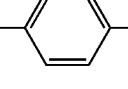
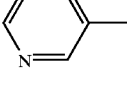
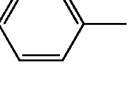
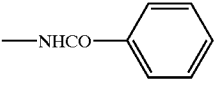
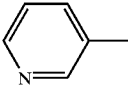
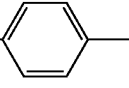
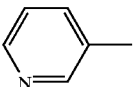
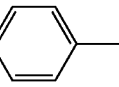
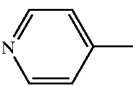
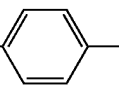
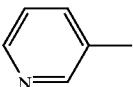
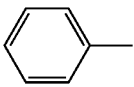
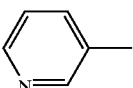
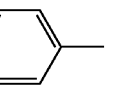
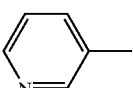
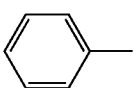
Ref. Ex. Compd.	R _a	R _b	R _c	mp/ ^o C.
13-91	—NHCOCH ₂ Me		MeO- 	196–199
13-92	—NHCOCHMe ₂		MeO- 	213–216
13-93	—NH ₂		Me(H ₂ C) ₃ O- 	212–215
13-94	—NHCOMe		Me(H ₂ C) ₃ O- 	230–233
13-95	—NH ₂		 —C(H ₂)—O— 	186–189
13-96	—NHCOMe		MeOCO- 	230–234
13-97	—NHCO- 		MeO- 	275–278

TABLE 7-continued

Ref. Ex. Compd.	R _a	R _b	R _c	mp/ ^o C.
13-98	—NHCOMe		HO— 	287–292
13-99	—NMeCOMe		MeO— 	169–172
13-100	—NHCOMe			222–224
13-101	—NHCOMe		F— 	175–178
13-102	—N=CHNMe ₂			118–120

REFERENCE EXAMPLE 14

N-(Chlorobenzoyl)propyleneimine

A solution of propyleneimine (12.3 mL) in tetrahydrofuran (160 mL) was added to an 1N aqueous sodium hydroxide solution. To the mixture was added dropwise 4-chlorobenzoyl chloride (25 g) at 0° C. After addition, the mixture was stirred for additional 30 min. The reaction mixture was extracted with ethyl acetate. The extract was dried, concentrated under reduced pressure to afford the title compound (24.9 g, yield 89%).

oil. ¹H-NMR (CDCl₃) δ: 1.39 (3H, d, J=5.5 Hz), 2.15 (1H, d, J=2.9 Hz), 2.51–2.66 (2H, m), 7.39–7.47 (2H, m), 7.93–8.01 (2H, m).

REFERENCE EXAMPLE 15

Using 3-chlorobenzoyl chloride, 2-chlorobenzoyl chloride, 2-methylbenzoyl chloride, 3-methylbenzoyl chloride, 4-methylbenzoyl chloride, 2-methoxybenzoyl chloride, 3-methoxybenzoyl chloride, 4-ethylbenzoyl chloride, 4-(1-methylethyl)benzoyl chloride, 4-(1,1-dimethylethyl)benzoyl chloride, 4-propylbenzoyl chloride, 4-butylbenzoyl chloride, 4-hexylbenzoyl chloride, 4-trifluoromethoxybenzoyl chloride, 4-trifluoromethylbenzoyl chloride, 3,4-dimethoxybenzoyl chloride, 3,4-dimethylbenzoyl chloride, 3,5-dimethylbenzoyl chloride, 3,4-methylenedioxybenzoyl chloride and 2-naphthoyl chloride instead of using 4-chlorobenzoyl chloride, the below Reference Example Compounds 15-1 to 15-20 were obtained in the same manner as described in the above Reference Example 14.

REFERENCE EXAMPLE COMPOUND 15-1

N-(3-Chlorobenzoyl)propyleneimine Oil

¹H-NMR (CDCl₃) δ: 1.40 (3H, d, J=5.1 Hz), 2.17 (1H, d, J=3.3 Hz), 2.53–2.68 (2H, m), 7.40 (1H, dd, J=8.1, 7.7 Hz),

7.53 (1H, ddd, J=8.1, 2.2, 1.5 Hz), 7.90 (1H, dt, J=7.7, 1.5 Hz), 8.00 (1H, dd, J=2.2, 1.5 Hz).

REFERENCE EXAMPLE COMPOUND 15-2

N-(2-Chlorobenzoyl)propyleneimine Oil

¹H-NMR (CDCl₃) δ: 1.30 (3H, d, J=5.1 Hz), 2.12 (1H, d, J=3.3 Hz), 2.53 (1H, d, J=5.5 Hz), 2.56–2.68 (1H, m), 7.28–7.48 (3H, m), 7.75–7.81 (1H, m).

REFERENCE EXAMPLE COMPOUND 15-3

N-(2-Methylbenzoyl)propyleneimine Oil

¹H-NMR (CDCl₃) δ: 1.30 (3H, d, J=5.5 Hz), 2.08 (1H, d, J=3.3 Hz), 2.43–2.57 (5H, m), 7.20–7.31 (2H, m), 7.33–7.43 (1H, m), 7.89 (1H, d, J=7.7 Hz).

REFERENCE EXAMPLE COMPOUND 15-4

N-(3-Methylbenzoyl)propyleneimine Oil

¹H-NMR (CDCl₃) δ: 1.39 (3H, d, J=5.5 Hz), 2.14 (1H, d, J=3.3 Hz), 2.41 (3H, s), 2.51–2.66 (2H, m), 7.32–7.39 (2H, m), 7.79–7.87 (2H, m).

REFERENCE EXAMPLE COMPOUND 15-5

N-(4-Methylbenzoyl)propyleneimine Oil

¹H-NMR (CDCl₃) δ: 1.39 (3H, d, J=5.5 Hz), 2.12 (1H, d, J=2.9 Hz), 2.42 (3H, s), 2.50–2.62 (2H, m), 7.25 (2H, d, J=8.1 Hz), 7.92 (2H, d, J=8.1 Hz).

REFERENCE EXAMPLE COMPOUND 15-6

N-(2-Methoxybenzoyl)propyleneimine Oil

¹H-NMR (CDCl₃) δ: 1.30 (3H, d, J=5.5 Hz), 2.10 (1H, d, J=3.3 Hz), 2.50 (1H, d, J=5.9 Hz), 2.53–2.65 (1H, m), 3.90 (3H, s), 6.95–7.05 (2H, m), 7.41–7.52 (1H, m) 7.81–7.88 (1H, m).

REFERENCE EXAMPLE COMPOUND 15-7

N-(3-Methoxybenzoyl)propyleneimine Oil

¹H-NMR (CDCl₃) δ: 1.40 (3H, d, J=5.9 Hz), 2.14 (1H, d, J=2.9 Hz), 2.52–2.65 (2H, m), 3.86 (3H, s), 7.10 (1H, ddd, J=8.4, 2.6, 1.1 Hz), 7.37 (1H, dd, J=8.4, 7.3 Hz), 7.55 (1H, dd, J=2.6, 1.5 Hz), 7.63 (1H, ddd, J=7.3, 1.5, 1.1 Hz).

REFERENCE EXAMPLE COMPOUND 15-8

N-(4-Ethylbenzoyl)propyleneimine Oil

¹H-NMR (CDCl₃) δ: 1.27 (3H, t, J=7.6 Hz), 1.39 (3H, d, J=5.5 Hz), 2.13 (1H, d, J=3.3 Hz), 2.50–2.61 (2H, m), 2.71 (2H, q, J=7.6 Hz), 7.28 (2H, d, J=7.7 Hz), 7.95 (2H, d, J=7.7 Hz).

REFERENCE EXAMPLE COMPOUND 15-9

N-[4-(1-Methylethyl)benzoyl]propyleneimine Oil

¹H-NMR (CDCl₃) δ: 1.28 (6H, d, J=7.0 Hz), 1.40 (3H, d, J=5.5 Hz), 2.13 (1H, d, J=3.3 Hz), 2.50–2.64 (2H, m), 2.90–3.05 (1H, m), 7.31 (2H, d, J=8.2 Hz), 7.96 (2H, d, J=8.2 Hz).

REFERENCE EXAMPLE COMPOUND 15-10

N-[4-(1,1-Dimethylethyl)benzoyl]propyleneimine Oil

¹H-NMR (CDCl₃) δ: 1.35 (9H, s), 1.41 (3H, d, J=5.5 Hz), 2.12 (1H, d, J=2.9 Hz), 2.51–2.64 (2H, m), 7.47 (2H, d, J=8.8 Hz), 7.96 (2H, d, J=8.8 Hz).

REFERENCE EXAMPLE COMPOUND 15-11

N-(4-Propylbenzoyl)propyleneimine Oil

¹H-NMR (CDCl₃) δ: 0.96 (3H, t, J=7.3 Hz), 1.39 (3H, d, J=5.5 Hz), 1.57–1.75 (2H, m), 2.12 (1H, d, J=3.3 Hz), 2.50–2.59 (2H, m), 2.65 (2H, t, J=7.7 Hz), 7.26 (2H, d, J=8.1 Hz), 7.94 (2H, d, J=8.1 Hz).

REFERENCE EXAMPLE COMPOUND 15-12

N-(4-Butylbenzoyl)propyleneimine Oil

¹H-NMR (CDCl₃) δ: 0.94 (3H, t, J=7.1 Hz), 1.26–1.47 (5H, m), 1.54–1.73 (2H, m), 2.12 (1H, d, J=2.9 Hz), 2.51–2.62 (2H, m), 2.67 (2H, t, J=7.7 Hz), 7.26 (2H, d, J=8.1 Hz), 7.94 (2H, d, J=8.1 Hz).

REFERENCE EXAMPLE COMPOUND 15-13

N-(4-Hexylbenzoyl)propyleneimine Oil

¹H-NMR (CDCl₃) δ: 0.89 (3H, t, J=6.6 Hz), 1.24–1.38 (6H, m), 1.39 (3H, d, J=5.5 Hz), 1.56–1.68 (2H, m), 2.12 (1H, d, J=3.3 Hz), 2.51–2.61 (2H, m), 2.66 (2H, t, J=7.7 Hz), 7.26 (2H, d, J=8.1 Hz), 7.94 (2H, d, J=8.1 Hz).

REFERENCE EXAMPLE COMPOUND 15-14

N-(4-Trifluoromethoxybenzoyl)propyleneimine Oil

¹H-NMR (CDCl₃) δ: 1.40 (3H, d, J=5.5 Hz), 2.16 (1H, d, J=3.3 Hz), 2.53–2.68 (2H, m), 7.29 (2H, d, J=9.0 Hz), 8.08 (2H, d, J=9.0 Hz).

REFERENCE EXAMPLE COMPOUND 15-15

N-(4-Trifluoromethylbenzoyl)propyleneimine Oil

¹H-NMR (CDCl₃) δ: 1.40 (3H, d, J=5.5 Hz), 2.19 (1H, d, J=3.7 Hz), 2.54–2.70 (2H, m), 7.73 (2H, d, J=8.0 Hz), 8.13 (2H, d, J=8.0 Hz).

REFERENCE EXAMPLE COMPOUND 15-16

N-(3,4-Dimethoxybenzoyl)propyleneimine Oil

¹H-NMR (CDCl₃) δ: 1.41 (3H, d, J=5.5 Hz), 2.12 (1H, d, J=3.3 Hz), 2.51–2.63 (2H, m), 3.94 (3H, s), 3.95 (3H, s), 6.92 (1H, d, J=8.5 Hz), 7.56 (1H, d, J=2.2 Hz), 7.69 (1H, dd, J=8.5, 2.2 Hz).

REFERENCE EXAMPLE COMPOUND 15-17

N-(3,4-Dimethylbenzoyl)propyleneimine Oil

¹H-NMR (CDCl₃) δ: 1.39 (3H, d, J=5.5 Hz), 2.12 (1H, d, J=3.3 Hz), 2.32 (6H, s), 2.49–2.61 (2H, m), 7.21 (1H, d, J=7.7 Hz), 7.77 (1H, dd, J=7.7, 1.8 Hz), 7.80 (1H, d, J=1.8 Hz).

REFERENCE EXAMPLE COMPOUND 15-18

N-(3,5-Dimethylbenzoyl)propyleneimine Oil

¹H-NMR (CDCl₃) δ: 1.39 (3H, d, J=5.5 Hz), 2.13 (1H, d, J=3.7 Hz), 2.37 (6H, s), 2.47–2.62 (2H, m), 7.19 (1H, s), 7.64 (2H, s).

REFERENCE EXAMPLE COMPOUND 15-19

N-(3,4-Methylenedioxybenzoyl)propyleneimine Oil

¹H-NMR (CDCl₃) δ: 1.38 (3H, d, J=4.9 Hz), 2.11 (1H, d, J=3.1 Hz), 2.48–2.64 (2H, m), 6.05 (2H, s), 6.86 (1H, d, J=8.2 Hz), 7.48 (1H, d, J=1.7 Hz), 7.65 (1H, dd, J=8.2, 1.7 Hz).

REFERENCE EXAMPLE COMPOUND 15-20

N-(2-Naphthoyl)propyleneimine Oil

¹H-NMR (CDCl₃) δ: 1.44 (3H, d, J=5.5 Hz), 2.22 (1H, d, J=3.3 Hz), 2.57–2.84 (2H, m), 7.50–7.65 (2H, m), 7.85–8.00 (3H, m), 8.06 (1H, dd, J=8.6, 1.5 Hz), 8.59 (1H, s).

REFERENCE EXAMPLE 16

1-(2-Chlorophenyl)-2-(4-pyridyl)ethanone

To a stirred solution of diisopropylamine (15.4 mL) in dry tetrahydrofuran (100 mL) cooled at –50° C., was added a solution of 1.6 M n-butyllithium in hexane (69 mL) dropwise. After addition, the resulting mixture was stirred for 10 min at the same temperature, followed by the addition of a solution of γ-picoline (20 g) in dry tetrahydrofuran (10 mL) at –30° C. After an additional 1 h stirring, a solution of N-(2-chlorobenzoyl)propyleneimine (20 g) in dry tetrahydrofuran (10 mL) was added dropwise to the resulting mixture at –10° C. After addition the mixture was stirred for another 2 h at ambient temperature. Water (100 mL) was added to the mixture and extracted with ethyl acetate. The extract was washed with water, dried, and concentrated under reduced pressure. The residue was purified using silica-gel column chromatography (hexane-ethyl acetate, 1:1) to give the title compound (16.4 g, yield 71%).

oil.
¹H-NMR (CDCl₃) δ: 4.28 (2H, s), 7.20 (2H, d, J=6.2 Hz), 7.28–7.39 (1H, m), 7.41–7.48 (3H, m), 8.56 (2H, d, J=6.2 Hz).

REFERENCE EXAMPLE 17

Using N-(3-chlorobenzoyl)propyleneimine, N-(4-chlorobenzoyl)propyleneimine, N-(2-methylbenzoyl)

61

propyleneimine, N-(3-methylbenzoyl)propyleneimine, N-(4-methylbenzoyl)propyleneimine, N-(2-methoxybenzoyl)propyleneimine, N-(3-methoxybenzoyl)propyleneimine, N-(4-ethylbenzoyl)propyleneimine, N-[4-(1-methylethyl)benzoyl]propyleneimine, N-[4-(1,1-dimethylethyl)benzoyl]propyleneimine, N-(4-propylbenzoyl)propyleneimine, N-(4-butylbenzoyl)propyleneimine, N-(4-hexylbenzoyl)propyleneimine, N-(4-trifluoromethoxybenzoyl)propyleneimine, N-(3,4-dimethoxybenzoyl)propyleneimine, N-(3,4-dimethylbenzoyl)propyleneimine, N-(3,5-dimethylbenzoyl)propyleneimine and N-(2-naphthoyl)propyleneimine instead of using N-(2-chlorobenzoyl)propyleneimine, the below Reference Example Compounds 17-1 to 17-20 were obtained in the same manner as described in the above Reference Example 16.

REFERENCE EXAMPLE COMPOUND 17-1

1-(3-Chlorophenyl)-2-(4-pyridyl)ethanone
mp 79–80° C.

REFERENCE EXAMPLE COMPOUND 17-2

1-(4-Chlorophenyl)-2-(4-pyridyl)ethanone
mp 93–94° C.

REFERENCE EXAMPLE COMPOUND 17-3

1-(2-Methylphenyl)-2-(4-pyridyl)ethanone Oil
¹H-NMR (CDCl₃) δ: 2.48 (3H, s), 4.23 (2H, s), 7.19 (2H, d, J=6.2 Hz), 7.24–7.47 (3H, m), 7.73 (1H, d, J=7.7 Hz), 8.56 (2H, d, J=6.2 Hz).

REFERENCE EXAMPLE COMPOUND 17-4

1-(3-Methylphenyl)-2-(4-pyridyl)ethanone
mp 115–116° C.

REFERENCE EXAMPLE COMPOUND 17-5

1-(4-Methylphenyl)-2-(4-pyridyl)ethanone
mp 110–111° C.

REFERENCE EXAMPLE COMPOUND 17-6

1-(2-Methoxyphenyl)-2-(4-pyridyl)ethanone Oil
¹H-NMR (CDCl₃) δ: 3.92 (3H, s), 4.30 (2H, s), 6.95–7.07 (2H, m), 7.17 (2H, d, J=5.9 Hz), 7.50 (1H, ddd, J=8.4, 7.3, 1.8 Hz), 7.73 (1H, dd, J=7.7, 1.8 Hz), 8.53 (2H, d, J=5.9 Hz).

REFERENCE EXAMPLE COMPOUND 17-7

1-(3-Methoxyphenyl)-2-(4-pyridyl)ethanone Oil
¹H-NMR (CDCl₃) δ: 3.86 (3H, s), 4.28 (2H, s), 7.14 (1H, ddd, J=8.1, 2.6, 1.1 Hz), 7.20 (2H, d, J=6.2 Hz), 7.36 (1H, dd, J=8.1, 7.7 Hz), 7.51 (1H, dd, J=2.6, 1.5 Hz), 7.58 (1H, ddd, J=7.7, 1.5, 1.1 Hz), 8.57 (2H, d, J=6.2 Hz).

REFERENCE EXAMPLE COMPOUND 17-8

1-(4-Ethylphenyl)-2-(4-pyridyl)ethanone
mp 87–89° C.

62

REFERENCE EXAMPLE COMPOUND 17-9

1-[4-(1-Methylethyl)phenyl]-2-(4-pyridyl)ethanone
mp 86–88° C.

REFERENCE EXAMPLE COMPOUND 17-10

1-[4-(1,1-Dimethylethyl)phenyl]-2-(4-pyridyl)ethanone
mp 75–76° C.

REFERENCE EXAMPLE COMPOUND 17-11

1-(4-Propylphenyl)-2-(4-pyridyl)ethanone
mp 71–72° C.

REFERENCE EXAMPLE COMPOUND 17-12

1-(4-Butylphenyl)-2-(4-pyridyl)ethanone
mp 41–43° C.

REFERENCE EXAMPLE COMPOUND 17-13

1-(4-Hexylphenyl)-2-(4-pyridyl)ethanone
mp 57–58° C.

REFERENCE EXAMPLE COMPOUND 17-14

2-(4-Pyridyl)-1-(4-trifluoromethoxyphenyl)ethanone
mp 65–66° C.

REFERENCE EXAMPLE COMPOUND 17-15

2-(4-Pyridyl)-1-(4-trifluoromethylphenyl)ethanone
mp 94–95° C.

REFERENCE EXAMPLE COMPOUND 17-16

1-(3,4-Dimethoxyphenyl)-2-(4-pyridyl)ethanone
mp 110–111° C.

REFERENCE EXAMPLE COMPOUND 17-17

1-(3,4-Dimethylphenyl)-2-(4-pyridyl)ethanone
mp 81–83° C.

REFERENCE EXAMPLE COMPOUND 17-18

1-(3,5-Dimethylphenyl)-2-(4-pyridyl)ethanone
mp 90–91° C.

REFERENCE EXAMPLE COMPOUND 17-19

1-(3,4-Methylenedioxyphenyl)-2-(4-pyridyl)ethanone
mp 126–127° C.

REFERENCE EXAMPLE COMPOUND 17-20

1-(2-Naphthyl)-2-(4-pyridyl)ethanone
mp 114–115° C.

REFERENCE EXAMPLE 18

Using α-picoline instead of using γ-picoline, the below Reference Example Compounds 18-1 to 18-9 were obtained in the same manner as described in the above Reference Example 17.

REFERENCE EXAMPLE COMPOUND 18-1

1-(2-Chlorophenyl)-2-(3-pyridyl)ethanone Oil

¹H-NMR (CDCl₃) δ: 4.28 (2H, s), 7.18–7.49 (5H, m), 7.59–7.67 (1H, m), 8.47–8.56 (2H, m).

REFERENCE EXAMPLE COMPOUND 18-2

1-(3-Chlorophenyl)-2-(3-pyridyl)ethanone Oil

¹H-NMR (CDCl₃) δ: 4.29 (2H, s), 7.25–7.34 (1H, m), 7.44 (1H, t, J=7.7 Hz), 7.54–7.63 (2H, m), 7.90 (1H, dt, J=7.7, 1.5 Hz), 8.00 (1H, dd, J=1.8, 1.5 Hz), 8.49–8.57 (2H, m).

REFERENCE EXAMPLE COMPOUND 18-3

1-(4-Chlorophenyl)-2-(3-pyridyl)ethanone

¹H-NMR (CDCl₃) δ: 4.27 (2H, s), 7.24–7.31 (1H, m), 7.47 (2H, d, J=8.8 Hz), 7.55–7.63 (1H, m), 7.96 (2H, d, J=8.8 Hz), 8.46–8.53 (2H, m).

REFERENCE EXAMPLE COMPOUND 18-4

1-(2-Methylphenyl)-2-(3-pyridyl)ethanone Oil

¹H-NMR (CDCl₃) δ: 2.47 (3H, s), 4.23 (2H, s), 7.18–7.47 (5H, m), 7.73 (1H, d, J=7.7 Hz), 8.47–8.56 (2H, m).

REFERENCE EXAMPLE COMPOUND 18-5

1-(3-Methylphenyl)-2-(3-pyridyl)ethanone Oil

¹H-NMR (CDCl₃) δ: 2.43 (3H, s), 4.29 (2H, s), 7.17–7.36 (1H, m), 7.36–7.46 (2H, m), 7.58–7.65 (1H, m), 7.78–7.86 (2H, m), 8.50–8.56 (2H, m).

REFERENCE EXAMPLE COMPOUND 18-6

1-(4-Methylphenyl)-2-(3-pyridyl)ethanone

mp 72–74° C.

REFERENCE EXAMPLE COMPOUND 18-7

1-(3-Methoxyphenyl)-2-(3-pyridyl)ethanone Oil

¹H-NMR (CDCl₃) δ: 3.86 (3H, s), 4.29 (2H, s), 7.14 (1H, ddd, J=8.1, 2.6, 1.8 Hz), 7.28 (1H, dd, J=7.3, 4.8 Hz), 7.40 (1H, dd, J=8.1, 7.7 Hz), 7.53 (1H, dd, J=2.6, 1.8 Hz), 7.58–7.65 (2H, m), 8.50–8.55 (2H, m).

REFERENCE EXAMPLE COMPOUND 18-8

1-[4-(1,1-Dimethylethyl)phenyl]-2-(3-pyridyl)ethanone Oil

¹H-NMR (CDCl₃) δ: 1.34 (9H, s), 4.28 (2H, s), 7.22–7.31 (1H, m), 7.50 (2H, d, J=8.4 Hz), 7.56–7.65 (1H, m), 7.96 (2H, d, J=8.4 Hz), 8.48–8.55 (2H, m).

REFERENCE EXAMPLE COMPOUND 18-9

1-(3,5-Dimethylphenyl)-2-(3-pyridyl)ethanone Oil

¹H-NMR (CDCl₃) δ: 2.38 (6H, s), 4.27 (2H, s), 7.24–7.30 (2H, m), 7.58–7.63 (3H, m), 8.50–8.52 (2H, m).

REFERENCE EXAMPLE 19

Using ethyl 4-dimethylaminobenzoate instead of using ethyl p-anisate, the below Reference Example Compound 19

was obtained in the same manner as described in the above Reference Example 1.

REFERENCE EXAMPLE COMPOUND 19

1-(4-Dimethylaminophenyl)-2-(4-pyridyl)ethanone

mp 189–192° C.

REFERENCE EXAMPLE 20

2-[4-(1,1-Dimethylethyl)phenyl]-1-(4-pyridyl)ethanone

To a solution of ethyl isonicotinate (12 g) and 4-(1,1-Dimethylethyl)phenylacetone nitrile (9.1 g) in tert-butyl alcohol (36 mL), was added potassium tert-butoxide (7.3 g), and the mixture was stirred at 100° C. for 3 h. After cooling, the resulting mixture was dissolved in water and washed with isopropyl ether. The aqueous phase was adjusted to pH 7.0 with 2 N hydrochloric acid and extracted with ethyl acetate. The extract was washed with water, dried, and the solvent was evaporated. The crystalline residue was recrystallized from ethyl acetate-isopropyl ether to obtain 2-cyano-2-[4-(1,1-dimethylethyl)phenyl]-1-(4-pyridyl)ethanone (5.09 g, yield 35%).

2-Cyano-2-[4-(1,1-dimethylethyl)phenyl]-1-(4-pyridyl)ethanone (5.0 g) obtained above was dissolved in 48% hydrobromic acid (50 mL) and the solution was stirred at 140° C. for 5 h. After the mixture was cooled, the mixture was neutralized with an aqueous saturated solution of sodium hydrogen carbonate and the product was extracted with ethyl acetate. The extract was washed with water, dried, and the solvent was evaporated. The residue was purified using silica-gel column chromatography (hexane-ethyl acetate, 1:1) to obtain the title compound (3.1 g, yield 68%) oil.

¹H-NMR (CDCl₃) δ: 1.30 (9H, s), 4.25 (2H, s), 7.18 (2H, d, J=8.4 Hz), 7.36 (2H, d, J=8.4 Hz), 7.78 (2H, d, J=6.2 Hz), 8.81 (2H, d, J=6.2 Hz).

REFERENCE EXAMPLE 21

2-(3,5-Dimethylphenyl)-1-(4-pyridyl)ethanone

Using 3,5-dimethylphenylacetone nitrile instead of using 4-(1,1-Dimethylethyl)phenylacetone nitrile, the title compound was obtained in the same manner as described in the above Reference Example 20.

mp 96–97° C.

REFERENCE EXAMPLE 22

Using 1-(2-chlorophenyl)-2-(3-pyridyl)ethanone, 1-(3-chlorophenyl)-2-(3-pyridyl)ethanone, 1-(4-chlorophenyl)-2-(3-pyridyl)ethanone, 1-(2-methylphenyl)-2-(3-pyridyl)ethanone, 1-(3-methylphenyl)-2-(3-pyridyl)ethanone, 1-(4-methylphenyl)-2-(3-pyridyl)ethanone, 1-(3-methoxyphenyl)-2-(3-pyridyl)ethanone, 1-[4-(1,1-dimethylethyl)phenyl]-2-(3-pyridyl)ethanone, 1-(3,5-dimethylphenyl)-2-(3-pyridyl)ethanone, 1-(2-chlorophenyl)-2-(4-pyridyl)ethanone, 1-(3-chlorophenyl)-2-(4-pyridyl)ethanone, 1-(4-chlorophenyl)-2-(4-pyridyl)ethanone, 1-(2-methylphenyl)-2-(4-pyridyl)ethanone, 1-(3-methylphenyl)-2-(4-pyridyl)ethanone, 1-(4-methylphenyl)-2-(4-pyridyl)ethanone, 1-(2-methoxyphenyl)-2-(4-pyridyl)ethanone, 1-(3-methoxyphenyl)-2-(4-pyridyl)ethanone, 1-(4-ethylphenyl)-2-(4-pyridyl)ethanone, 1-[4-(1,1-dimethylethyl)phenyl]-2-(4-pyridyl)ethanone, 1-[4-(1,1-

65

dimethylethylphenyl]-2-(4-pyridyl)ethanone, 1-(4-propylphenyl)-2-(4-pyridyl)ethanone, 1-(4-butylphenyl)-2-(4-pyridyl)ethanone, 1-(4-hexylphenyl)-2-(4-pyridyl)ethanone, 2-(4-pyridyl)-1-(4-trifluoromethoxyphenyl)ethanone, 2-(4-pyridyl)-1-(4-trifluoromethylphenyl)ethanone, 1-(4-dimethylaminophenyl)-2-(4-pyridyl)ethanone hydrobromide, 1-(3,4-dimethoxyphenyl)-2-(4-pyridyl)ethanone, 1-(3,4-dimethylphenyl)-2-(4-pyridyl)ethanone, 1-(3,5-dimethylphenyl)-2-(4-pyridyl)ethanone, 1-(3,4-methylenedioxyphenyl)-2-(4-pyridyl)ethanone, 1-(2-naphthyl)-2-(4-pyridyl)ethanone, 2-[4-(1,1-dimethylethylphenyl)-1-(4-pyridyl)ethanone and 2-(3,5-dimethylphenyl)-1-(4-pyridyl)ethanone instead of using 1-(4-methoxyphenyl)-2-(3-pyridyl)ethanone, the below Reference Example Compounds 22-1 to 22-33 were obtained in the same manner as described in the above Reference Example 6.

REFERENCE EXAMPLE COMPOUND 22-1

2-Bromo-1-(2-chlorophenyl)-2-(3-pyridyl)ethanone
Hydrobromide

mp 88–90° C.

REFERENCE EXAMPLE COMPOUND 22-2

2-Bromo-1-(3-chlorophenyl)-2-(3-pyridyl)ethanone
Hydrobromide

mp 164–166° C.

REFERENCE EXAMPLE COMPOUND 22-3

2-Bromo-1-(4-chlorophenyl)-2-(3-pyridyl)ethanone
Hydrobromide

The crude mixture without purification was used in the next reaction.

REFERENCE EXAMPLE COMPOUND 22-4

2-Bromo-1-(2-methylphenyl)-2-(3-pyridyl)ethanone
Hydrobromide

The crude mixture without purification was used in the next reaction.

REFERENCE EXAMPLE COMPOUND 22-5

2-Bromo-1-(3-methylphenyl)-2-(3-pyridyl)ethanone
Hydrobromide

The crude mixture without purification was used in the next reaction.

REFERENCE EXAMPLE COMPOUND 22-6

2-Bromo-1-(4-methylphenyl)-2-(3-pyridyl)ethanone
Hydrobromide

mp 96–98° C.

REFERENCE EXAMPLE COMPOUND 22-7

2-Bromo-1-(3-methoxyphenyl)-2-(3-pyridyl)
ethanone Hydrobromide

The crude mixture without purification was used in the next reaction.

REFERENCE EXAMPLE COMPOUND 22-8

2-Bromo-1-[4-(1,1-dimethylethyl)phenyl]-2-(3-pyridyl)ethanone Hydrobromide

mp 190–194° C.

66

REFERENCE EXAMPLE COMPOUND 22-9

2-Bromo-1-(3,5-dimethylphenyl)-2-(3-pyridyl)
ethanone Hydrobromide

mp 195–197° C.

REFERENCE EXAMPLE COMPOUND 22-10

2-Bromo-1-(2-chlorophenyl)-2-(4-pyridyl)ethanone
Hydrobromide

mp 157–159° C.

REFERENCE EXAMPLE COMPOUND 22-11

2-Bromo-1-(3-chlorophenyl)-2-(4-pyridyl)ethanone
Hydrobromide

mp 178–181° C.

REFERENCE EXAMPLE COMPOUND 22-12

2-Bromo-1-(4-chlorophenyl)-2-(4-pyridyl)ethanone
Hydrobromide

mp 189–193° C.

REFERENCE EXAMPLE COMPOUND 22-13

2-Bromo-1-(2-methylphenyl)-2-(4-pyridyl)ethanone
Hydrobromide

mp 183–186° C.

REFERENCE EXAMPLE COMPOUND 22-14

2-Bromo-1-(3-methylphenyl)-2-(4-pyridyl)ethanone
Hydrobromide

The crude mixture without purification was used in the next reaction.

REFERENCE EXAMPLE COMPOUND 22-15

2-Bromo-1-(4-methylphenyl)-2-(4-pyridyl)ethanone
Hydrobromide

mp 111–113° C.

REFERENCE EXAMPLE COMPOUND 22-16

2-Bromo-1-(2-methoxyphenyl)-2-(4-pyridyl)
ethanone Hydrobromide

mp 168–171° C.

REFERENCE EXAMPLE COMPOUND 22-17

2-Bromo-1-(3-methoxyphenyl)-2-(4-pyridyl)
ethanone Hydrobromide

The crude mixture without purification was used in the next reaction.

REFERENCE EXAMPLE COMPOUND 22-18

2-Bromo-1-(4-ethylphenyl)-2-(4-pyridyl)ethanone
Hydrobromide

mp 170–173° C.

REFERENCE EXAMPLE COMPOUND 22-19

2-Bromo-1-[4-(1-methylethyl)phenyl]-2-(4-pyridyl)
ethanone Hydrobromide

mp 185–188° C.

67

REFERENCE EXAMPLE COMPOUND 22-20

2-Bromo-1-[4-(1,1-dimethylethyl)phenyl]-2-(4-pyridyl)ethanone Hydrobromide

mp 209–212° C.

REFERENCE EXAMPLE COMPOUND 22-21

2-Bromo-1-(4-propylphenyl)-2-(4-pyridyl)ethanone Hydrobromide

mp 167–170° C.

REFERENCE EXAMPLE COMPOUND 22-22

2-Bromo-1-(4-butylphenyl)-2-(4-pyridyl)ethanone Hydrobromide

mp 158–161° C.

REFERENCE EXAMPLE COMPOUND 22-23

2-Bromo-1-(4-hexylphenyl)-2-(4-pyridyl)ethanone Hydrobromide

mp 153–155° C.

REFERENCE EXAMPLE COMPOUND 22-24

2-Bromo-2-(4-pyridyl)-1-(4-trifluoromethoxyphenyl)ethanone Hydrobromide

The crude mixture without purification was used in the next reaction.

REFERENCE EXAMPLE COMPOUND 22-25

2-Bromo-2-(4-pyridyl)-1-(4-trifluoromethylphenyl)ethanone Hydrobromide

mp 190–194° C.

REFERENCE EXAMPLE COMPOUND 22-26

2-Bromo-1-(4-dimethylaminophenyl)-2-(4-pyridyl)ethanone Dihydrobromide

mp 163–167° C.

REFERENCE EXAMPLE COMPOUND 22-27

2-Bromo-1-(3,4-dimethoxyphenyl)-2-(4-pyridyl)ethanone Hydrobromide

mp 174–175° C.

68

REFERENCE EXAMPLE COMPOUND 22-28

2-Bromo-1-(3,4-dimethylphenyl)-2-(4-pyridyl)ethanone Hydrobromide

5

mp 196–199° C.

REFERENCE EXAMPLE COMPOUND 22-29

2-Bromo-1-(3,5-dimethylphenyl)-2-(4-pyridyl)ethanone Hydrobromide

10

mp 216–219° C.

REFERENCE EXAMPLE COMPOUND 22-30

2-Bromo-1-(3,4-methylenedioxyphenyl)-2-(4-pyridyl)ethanone Hydrobromide

15

mp 211–214° C.

REFERENCE EXAMPLE COMPOUND 22-31

2-Bromo-1-(2-naphthyl)-2-(4-pyridyl)ethanone Hydrobromide

20

mp 149–152° C.

REFERENCE EXAMPLE COMPOUND 22-32

2-Bromo-2-[4-(1,1-dimethylethyl)phenyl]-1-(4-pyridyl)ethanone Hydrobromide

25

The crude mixture without purification was used in the next reaction.

REFERENCE EXAMPLE COMPOUND 22-33

2-Bromo-2-(3,5-dimethylphenyl)-1-(4-pyridyl)ethanone Hydrobromide

30

mp 186–188° C.

REFERENCE EXAMPLE 23

The following Reference Example Compounds 23-1 to 23-222 shown in Tables 8 to 21 were obtained in the same manner as described in the above References 5 to 9, JP-A-61-10580 and U.S. Pat. No. 4,612,321.

35

TABLE 8

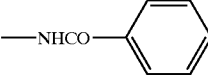
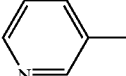
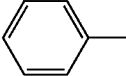
Ref. Ex. Compd.	R _a	R _b	R _c	Additive	mp/° C.
23-1				HCl	260

TABLE 8-continued

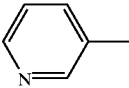
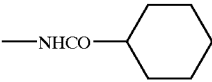
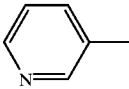
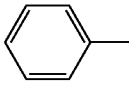
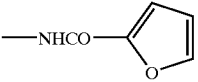
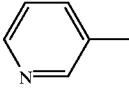
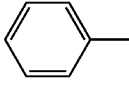
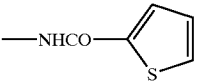
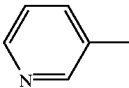
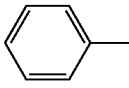
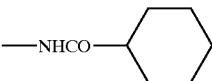
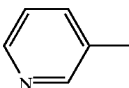
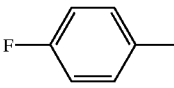
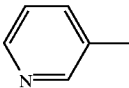
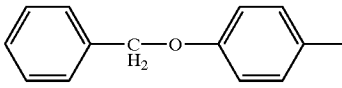
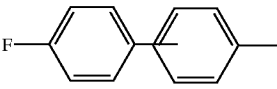
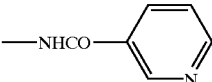
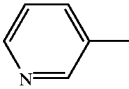
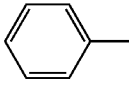
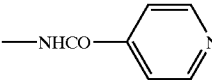
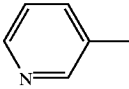
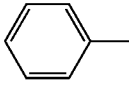
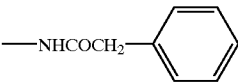
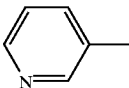
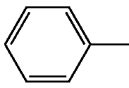
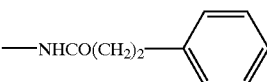
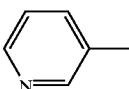
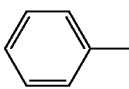
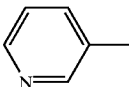
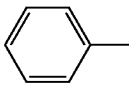
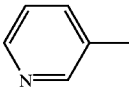
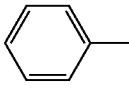
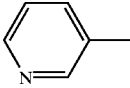
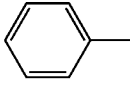
Ref. Ex. Compd.	R _a	R _b	R _c	Additive	mp/° C.
					
23-2				HCl	244-246
23-3				HCl	255-256
23-4				HCl	275
23-5					233
23-6	—NHCOMe				218-220
23-7	—NHCOMe				218-220
23-8				2HCl	145-148
23-9					238
23-10					228-230
23-11					215-217
23-12	$\text{—NHCO(CH}_2)_2\text{Me}$				198-200
23-13	$\text{—NHCO(CH}_2)_3\text{Me}$				205-206
23-14	$\text{—NHCO(CH}_2)_4\text{Me}$				175-177

TABLE 8-continued

Ref. Ex. Compd.	R _a	R _b	R _c	Additive	mp/° C.
23-15	—NHCOCMe ₃				219–220
23-16	—NHCOC(Ph)		MeO—	HCl	268–270
23-17	—NHCOC(Fur)		MeO—	HCl	243–246

TABLE 9

Ref. Ex. Compd.	R _a	R _b	R _c	Additive	mp/° C.
23-18	—NHCOC(Fur)		MeO—	HCl	237–239
23-19	—NHCOC(Cyclohexyl)		MeO—	HCl	220–223
23-20	—NHCOC(Ph)CH ₂		MeO—		184–185
23-21	—NHCOC(Ph)(CH ₂) ₂		MeO—		214–216
23-22	—NHCOC(CH ₂) ₂ Me		MeO—		197–198
23-23	—NHCOC(CH ₂) ₃ Me		MeO—		188–190
23-24	—NHCOC(CH ₂) ₄ Me		MeO—		167–169
23-25	—NHCOCMe ₃		MeO—		245–246

TABLE 9-continued

Ref. Ex. Compd.	R _a	R _b	R _c	Additive	mp/ ^o C.
23-26					237-238
23-27					240
23-28					240
23-29					233-234
23-30					214-216
23-31	$-\text{NHCOCMe}_3$				206-208
23-32					247
23-33	$-\text{NHCO}(\text{CH}_2)_2\text{Me}$				212-214
23-34	$-\text{NHCO}(\text{CH}_2)_3\text{Me}$				232-234
23-35	$-\text{NHCO}(\text{CH}_2)_4\text{Me}$				245-246

TABLE 10

Ref. Ex. Compd.	R _a	R _b	R _c	mp/ ^o C.
23-36				219-220

TABLE 10-continued

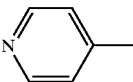
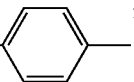
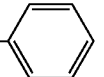
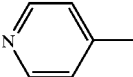
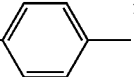
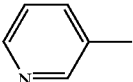
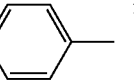
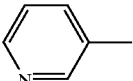
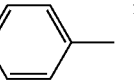
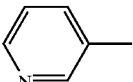
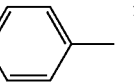
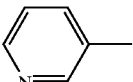
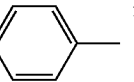
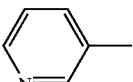
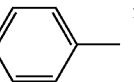
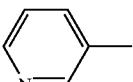
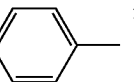
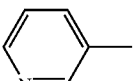
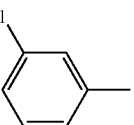
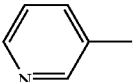
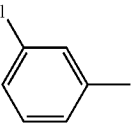
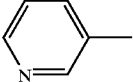
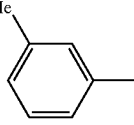
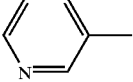
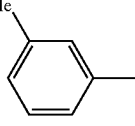
Ref. Ex. Compd.	R _a	R _b	R _c	mp/ ^o C.
23-37	—NHCOCH ₂ Me		MeO- 	254–256
23-38	—NHCO- 		MeO- 	255–257
23-39	—NH ₂		Cl- 	278–280
23-40	—NHCOMe		Cl- 	266–268
23-41	—NHCOCH ₂ Me		Cl- 	241–242
23-42	—NH ₂		Me- 	286–288
23-43	—NHCOMe		Me- 	260–261
23-44	—NHCOCH ₂ Me		Me- 	226–227
23-45	—NHCOMe		Cl- 	217–219
23-46	—NHCOCH ₂ Me		Cl- 	228–229
23-47	—NHCOMe		Me- 	235–236
23-48	—NHCOCH ₂ Me		Me- 	239–241

TABLE 10-continued

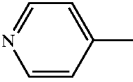
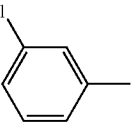
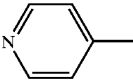
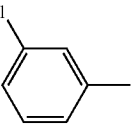
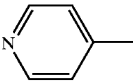
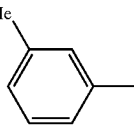
Ref. Ex. Compd.	R _a	R _b	R _c	mp/ ^o C.
23-49	—NHCOMe			290–293
23-50	—NHCOCH ₂ Me			289–290
23-51	—NHCOMe			287–289

TABLE 11

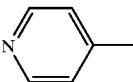
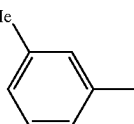
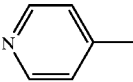
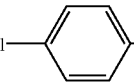
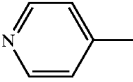
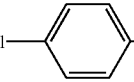
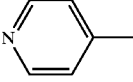
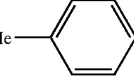
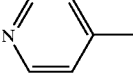
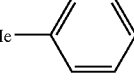
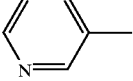
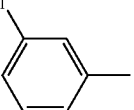
Ref. Ex. Compd.	R _a	R _b	R _c	mp/ ^o C.
23-52	—NHCOCH ₂ Me			258–260
23-53	—NHCOMe			317–320
23-54	—NHCOCH ₂ Me			257–259
23-55	—NHCOMe			308–309
23-56	—NHCOCH ₂ Me			249–250
23-57	—NH ₂			228–230

TABLE 11-continued

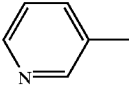
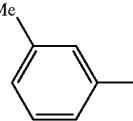
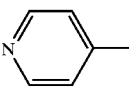
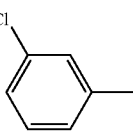
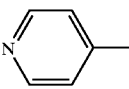
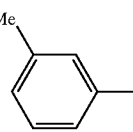
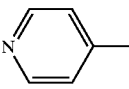
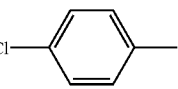
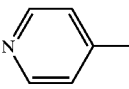
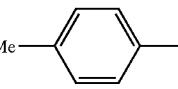
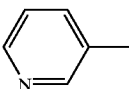
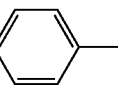
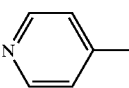
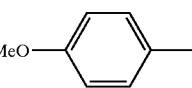
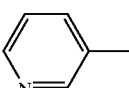
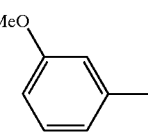
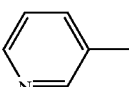
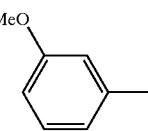
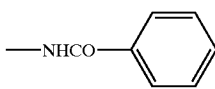
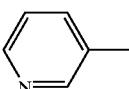
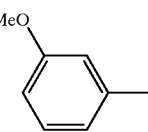
Ref. Ex. Compd.	R _a	R _b	R _c	mp/ ^o C.
23-58	—NH ₂			231–232
23-59	—NH ₂			256–258
23-60	—NH ₂			255–258
23-61	—NH ₂			>300
23-62	—NH ₂			296–298
23-63	—N=C(Me)NMe ₂			129–131
23-64	—NHCOMe			282–284
23-65	—NHCOMe			236–239
23-66	—NHCOCH ₂ Me			222–224
23-67	—NHCO— 			236–239

TABLE 12

Ref. Ex. Compd.	R _a	R _b	R _c	mp/° C.
23-68	—NHCOMe			234–236
23-69	—NHCOCH ₂ Me			237–239
23-70	—NHCO—			220–222
23-71	—NHCOMe			294–297
23-72	—NHCOCH ₂ Me			267–269
23-73	—N(CH ₂ Me)COMe			143–144
23-74	—N((CH ₂) ₄ Me)COMe			111–113
23-75				162–164
23-76	—NH ₂			206–209
23-77	—NH ₂			232–234
23-78	—NH ₂			236–239
23-79	—NH ₂			232–235

TABLE 12-continued

Ref. Ex. Compd.	R _a	R _b	R _c	mp/° C.
23-80				287-289
23-81				330-333
23-82				292-294

TABLE 13

Ref. Ex. Compd.	R _a	R _b	R _c	mp/° C.
23-83				346-348
23-84				308-310
23-85	-NH_2			323-326
23-86	-NHCOMe			259-261
23-87	-NHCOMe			292-293
23-88				161-163
23-89	-NH_2			235-237

TABLE 13-continued

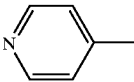
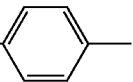

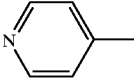
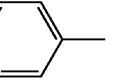
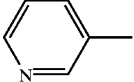
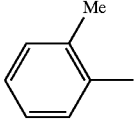
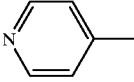
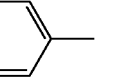
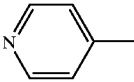
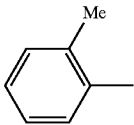
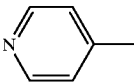
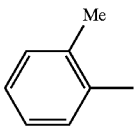
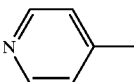
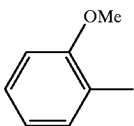
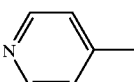
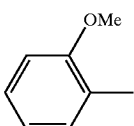
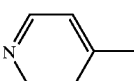
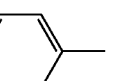
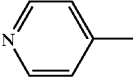
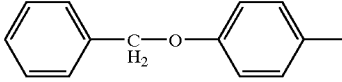
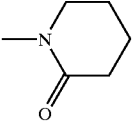
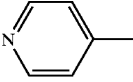
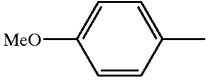

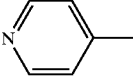
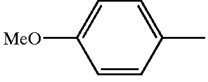

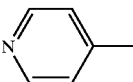
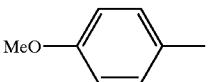

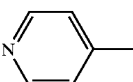
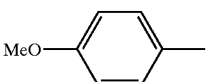

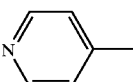
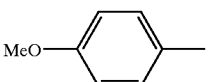
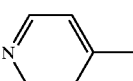
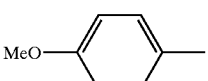
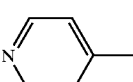
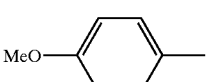
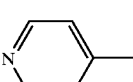
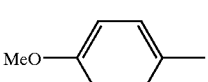
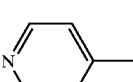
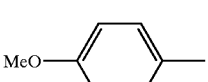
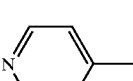
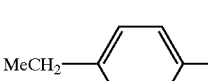
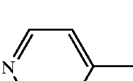
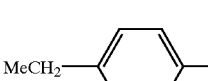
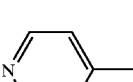
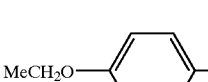
Ref. Ex. Compd.	R _a	R _b	R _c	mp) ^o C.
23-90	—NHCOMe		MeCOO— 	254–257
23-91	—NHCOCH ₂ — 		MeO— 	274–277
23-92	—NHCOMe		Me— 	237–239
23-93	—NHCOMe		HO— 	285–287
23-94	—NH ₂		Me— 	235–238
23-95	—NHCOMe		Me— 	272–274
23-96	—NH ₂		OMe— 	213–215
23-97	—NHCOMe		OMe— 	259–261
23-98	—NHCO(CH ₂) ₄ Cl		MeO— 	228–229

TABLE 14

Ref. Ex. Compd.	R _a	R _b	R _c	mp/° C.
23-99	—NHCOMe			254–257
23-100				159–160
23-101	—NHCO- 			278–281
23-102	—NHCO- 			295–297
23-103	—NHCO- 			262–264
23-104	—NHCO- 			266–269
23-105	—NHCOCHMe ₂			227–230
23-106	—NHCOCMe ₃			254–256
23-107	—NHCOCH ₂ CHMe ₂			261–262
23-108	—NHCONH(CH ₂) ₂ Me			215–219
23-109	—NH ₂			285–288
23-110	—NHCOMe			294–295
23-111	—NHCOMe			206–209

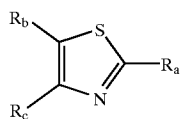


TABLE 14-continued

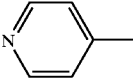
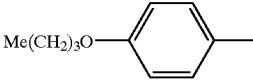
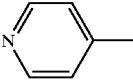
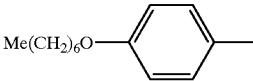
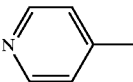
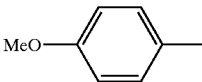
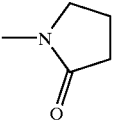
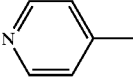
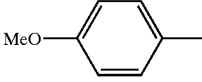
Ref. Ex. Compd.	R _a	R _b	R _c	mp/° C.
23-112	—NHCOMe			201–203
23-113	—NHCOMe			210–212
23-114	—NHCO(CH ₂) ₃ Cl			191–194
23-115				133–135

TABLE 15

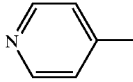
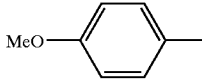
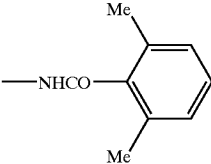
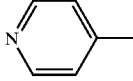
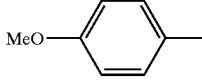
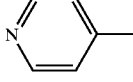
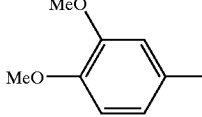
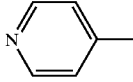
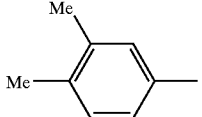
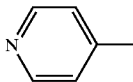
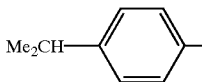
Ref. Ex. Compd.	R _a	R _b	R _c	mp/° C.
23-116	—NHCO(CH ₂) ₅ Cl			223–225
23-117				351–352
23-118	—NHCOMe			265–267
23-119	—NHCOMe			248–250
23-120	—NHCOMe			295–297

TABLE 15-continued

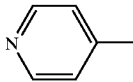
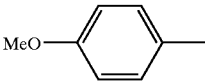
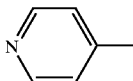
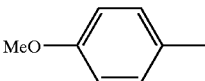
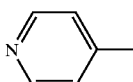
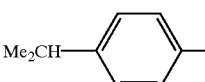
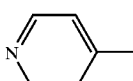
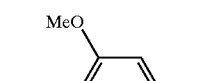
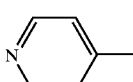
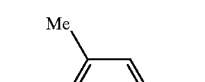
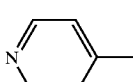
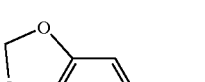
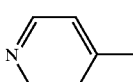
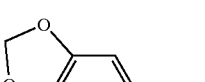
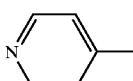
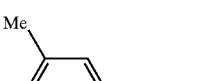
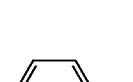
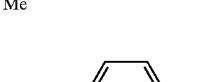
Ref. Ex. Compd.	R _a	R _b	R _c	mp/° C.
23-121	—NHCO(CH ₂) ₂ COOCH ₂ Me			261–264
23-122	—NHCO(CH ₂) ₂ COOH			334–336
23-123	—NH ₂			267–269
23-124	—NH ₂			218–219
23-125	—NH ₂			248–250
23-126	—NH ₂			273–275
23-127	—NHCOMe			295–296
23-128	—NHCOMe			284–286
23-129	—NHCOMe			289–291

TABLE 16

Ref. Ex. Compd.	R _a	R _b	R _c	Additive	mp/° C.
23-130	—NHCOCHMe ₂		Me ₂ CH—		284–285
23-131	—NHCOCMe ₃		Me ₂ CH—		293–295
23-132	—NHCONH(CH ₂) ₂ Me		Me ₂ CH—		287–288
23-133	—NH ₂		Me—		242–244
23-134	—NH ₂		Me ₂ N—		309–311
23-135	—CH ₂ COOCH ₂ Me		MeO—	HCl	150–152
23-136	—CH ₂ NHCO—		MeO—		150–151
23-137	—NHCOMe		Me ₃ C—		280–281
23-138	—NHCOCHMe ₂		Me ₃ C—		303–304
23-139	—NHCOCMe ₃		Me ₃ C—		317–319
23-140	—NHCOMe				342–345
23-141	—NHCOCHMe ₂				297–298

TABLE 16-continued

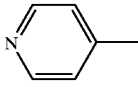
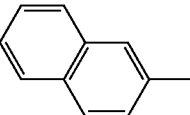
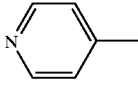
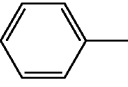
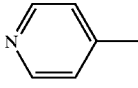
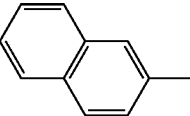
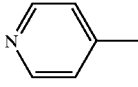
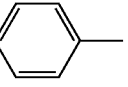
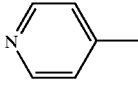
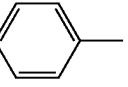
Ref. Ex. Compd.	R _a	R _b	R _c	Additive	mp/ ^o C.
23-142	—NHCOCHMe ₃				313–315
23-143	—NH ₂		Me ₃ C— 		254–257
23-144	—NH ₂				261–264
23-145	—CH ₂ COOH		MeO— 		135–137
23-146	—CH ₂ CONHMe		MeO— 		129–130

TABLE 17

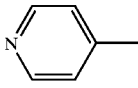
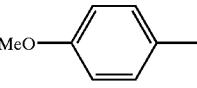
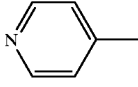
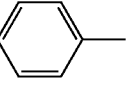
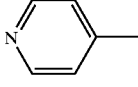
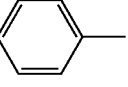

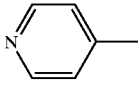
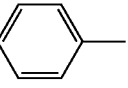
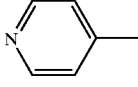
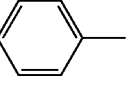
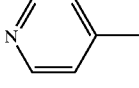
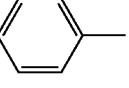
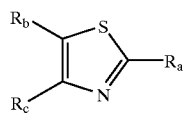
Ref. Ex. Compd.	R _a	R _b	R _c	mp/ ^o C.
23-147	—Me		MeO— 	132–133
23-148	—NHCOMe		Me(CH ₂) ₂ — 	256–258
23-149	—NHCOCHMe ₂		Me(CH ₂) ₂ — 	269–272
23-150	—NHCO— 		Me(CH ₂) ₂ — 	240–242
23-151	—NHCOMe		Me(CH ₂) ₃ — 	259–261
23-152	—NHCOMe		Me(CH ₂) ₅ — 	237–239

TABLE 17-continued

Ref. Ex. Compd.	R _a	R _b	R _c	mp/° C.
23-153	—NHCOMe		CF ₃ O—	296–298
23-154	—NHCOCHMe ₂		CF ₃ O—	285–286
23-155	—NHCOCF ₃		MeO—	260–262
23-156	—NHCONHCH ₂ Me		MeO—	224–226
23-157	—NHCONHCH ₂ Me		Me ₂ CH—	181–183
23-158	—NH ₂		Me(CH ₂) ₂ —	240–242
23-159	—NH ₂		Me(CH ₂) ₃ —	204–206
23-160	—NH ₂		Me(CH ₂) ₅ —	178–179
23-161	—NH ₂		CF ₃ O—	262–264
23-162	—COCH		MeO—	141–143
23-163	—NHCOCH ₂ Me		Me ₃ C—	295–297
23-164	—NHCO—		Me ₃ C—	292–294
23-165	—NHCO—		Me ₃ C—	326–328

TABLE 18



Ref. Ex. Compd.	R _a	R _b	R _c	mp/° C.
23-166				326-329
23-167				277-279
23-168				309-311
23-169	NHCONHCH ₂ Me			289-292
23-170	NHCONH(CH ₂) ₂ Me			212-214
23-171	NHCOCH ₂ OMe			248-249
23-172	NHCOMe			228-230
23-173	NHCOCH ₂ Me			244-245
23-174	NHCOCHMe ₂			228-229
23-175				204-206
23-176				216-218
23-177				218-220
23-178				251-253

TABLE 18-continued

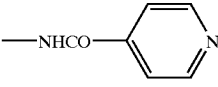
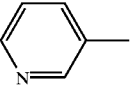
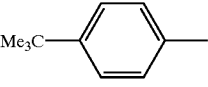
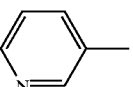
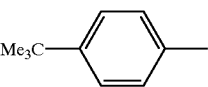
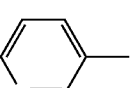
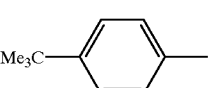
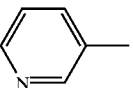
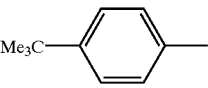
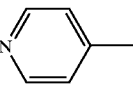
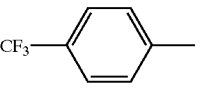
Ref. Ex. Compd.	R _a	R _b	R _c	mp/° C.
23-179				271-273
23-180	-NHCONHCH ₂ Me			302-305
23-181	-NHCONH(CH ₂) ₂ Me			190-192
23-182	-NH ₂			239-241
23-183	-NH ₂			304-306

TABLE 19

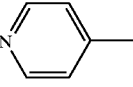
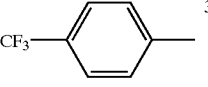
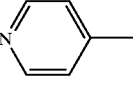
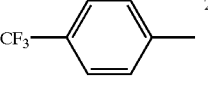
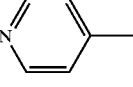
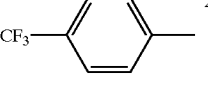
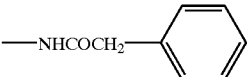
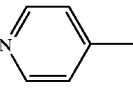
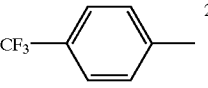
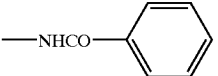
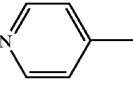
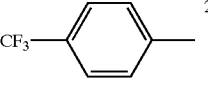
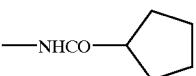
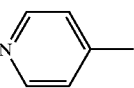
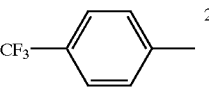
Ref. Ex. Compd.	R _a	R _b	R _c	mp/° C.
23-184	-NHCOMe			328-330
23-185	-NHCOCH ₂ Me			284-286
23-186	-NHCOCHMe ₂			274-275
23-187				295-296
23-188				254-255
23-189				272-273

TABLE 19-continued

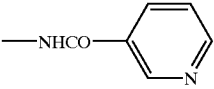
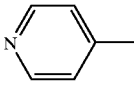
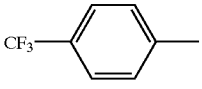
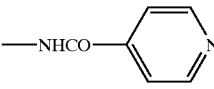
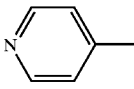
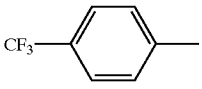
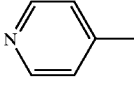
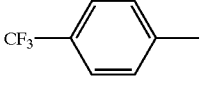
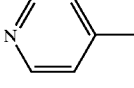
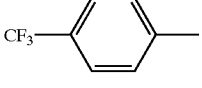
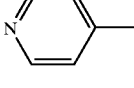
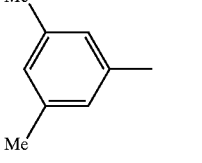
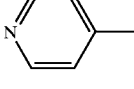
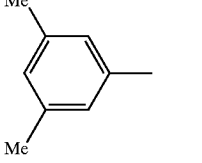
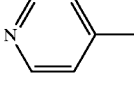
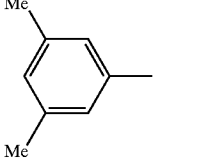
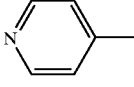
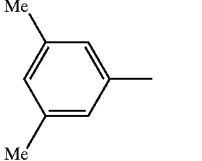
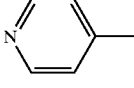
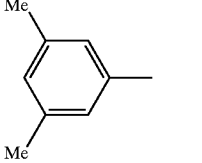
Ref. Ex. Compd.	R _a	R _b	R _c	mp/ ^o C.
23-190				262-264
23-191				263-264
23-192	$\text{—NHCONHCH}_2\text{Me}$			206-207
23-193	$\text{—NHCONH(CH}_2)_2\text{Me}$			208-210
23-194	$\text{—NHCOCH}_2\text{Me}$			291-293
23-195	—NHCOCHMe_2			270-272
23-196	—NHCOCH_2			226-229
23-197	—NHC=O			285-286
23-198	—NHC=O			275-278

TABLE 20

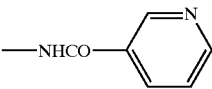
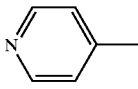
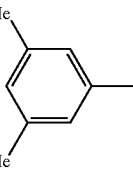
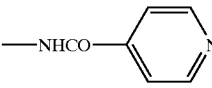
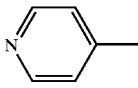
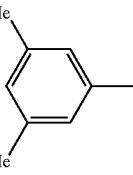
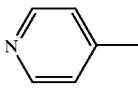
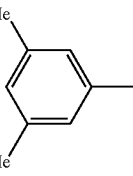
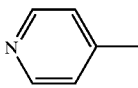
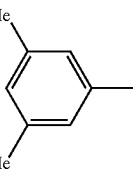
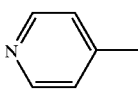
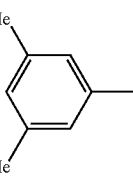
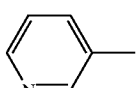
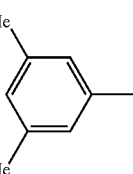
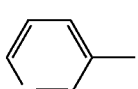
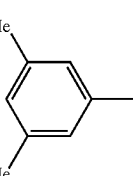
Ref. Ex. Compd.	R _a	R _b	R _c	mp ^o C.
23-199				267-270
23-200				302-304
23-201	—NHCONHCH ₂ Me			202-203
23-202	—NHCONH(CH ₂) ₂ Me			128-130
23-203	—NHCOCH ₂ OMe			220-222
23-204	—NH ₂			237-240
23-205	—NHCOMe			288-289

TABLE 20-continued

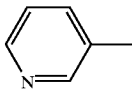
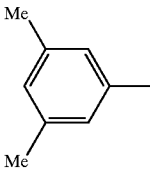
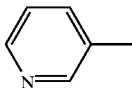
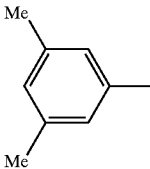

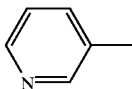
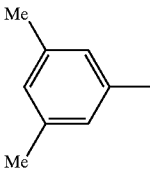
Ref. Ex. Compd.	R _a	R _b	R _c	mp ^o C.
23-206	—NHCOCH ₂ Me			292–293
23-207	—NHCOCHMe ₂			253–254
23-208	—NHCOCH ₂ — 			235–238

TABLE 21


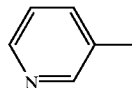
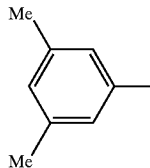

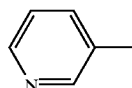
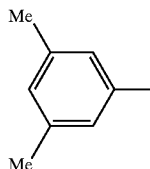

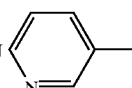
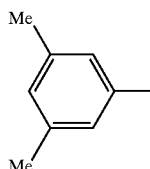
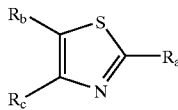
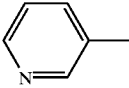
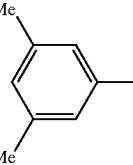
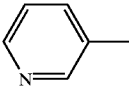
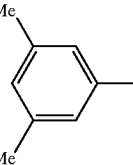
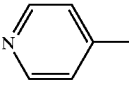
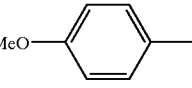
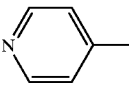
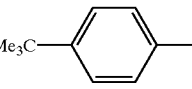
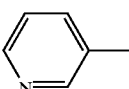
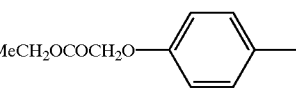
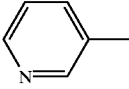
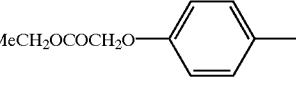
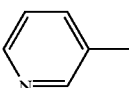
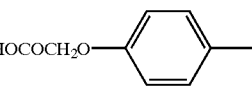
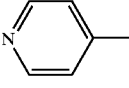
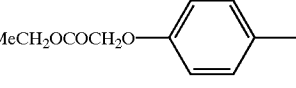
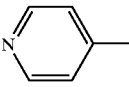
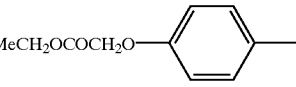
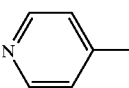
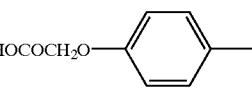
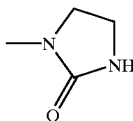
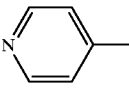
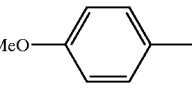
Ref. Ex. Compd.	R _a	R _b	R _c	Additive	mp ^o C.
23-209	—NHCO— 				300–301
23-210	—NHCO— 				277–278
23-211	—NHCO— 				278–280

TABLE 21-continued

Ref. Ex. Compd.	R _a	R _b	R _c	Additive	mp/° C.
					
23-212	—NHCONHCH ₂ Me				220–224
23-213	—NHCONH(CH ₂) ₂ Me				204–206
23-214	—COOCH ₂ Me				149–150
23-215	—NHCOCH ₂ NMe ₂				230–231
23-216	—NH ₂				167–169
23-217	—NHCOMe				195–197
23-218	—NHCOMe				266–270
23-219	—NH ₂				181–185
23-220	—NHCOMe				239–244
23-221	—NHCOMe			HCl	237–242
23-222					248–250

111

EXAMPLE 1

N-Methyl[5-phenyl-4-(3-pyridyl)-1,3-thiazol-2-yl]amine

To a solution of N-methylthiourea (484 mg) in acetonitrile (40 mL), was added 2-bromo-2-phenyl-1-(3-pyridyl) ethanone hydrobromide (2.0 g), and then triethylamine (0.8 mL) was added dropwise to the mixture with stirring. After addition, the resulting mixture was stirred at reflux for 3 h and the solvent was evaporated. An aqueous saturated solution of sodium hydrogen carbonate was added to the residue and extracted with ethyl acetate. The extracts were washed with water, dried and the solvent was evaporated. The crystalline residue was recrystallized from ethyl acetate-isopropyl ether to give the title compound (1.2 g, yield 80%).

mp 144–145° C.

EXAMPLE 2

[5-Phenyl-4-(3-pyridyl)-1,3-thiazol-2-yl]amine

To a mixture of 2-bromo-2-phenyl-1-(3-pyridyl)ethanone hydrobromide (2.00 g) and thiourea (432 mg) in acetonitrile (30 mL), was added triethylamine (0.80 mL) dropwise and the resulting mixture was stirred at 80° C. for 3 h. The solvent was removed under reduced pressure and an aqueous saturated solution of sodium hydrogen carbonate was added to the residue. The mixture was extracted with ethyl acetate. The organic phases were washed with water, dried and concentrated under reduced pressure to give the amorphous title compound (1.10 g, yield 84%).

¹H-NMR (CDCl₃) δ: 5.31 (2H, br s), 7.13–7.29 (6H, m), 7.76 (1H, dt, J=7.8, 1.8 Hz), 8.46 (1H, dd, J=5.0, 1.8 Hz), 8.70 (1H, d, J=1.8 Hz).

EXAMPLE 3

N-[5-Phenyl-4-(3-pyridyl)-1,3-thiazol-2-yl]acetamide

To a solution of [5-phenyl-4-(3-pyridyl)-1,3-thiazol-2-yl]amine (1.10 g, 4.34 mmol) in N,N-dimethylacetamide (20 mL) was added acetyl chloride (680 mg, 8.68 mmol) and stirred at 80° C. for 3 h. Water was added to the reaction mixture and extracted with ethyl acetate twice. The combined organic phases were washed with water, dried over magnesium sulfate, filtered and concentrated under reduced pressure. The residue was recrystallized from chloroform-ethyl ether to give the title compound (750 mg, yield 59%).

mp 264–267° C.

EXAMPLE 4

Using 2-bromo-2-[4-(1,1-dimethylethyl)phenyl]-1-(4-pyridyl)ethanone hydrobromide and 2-bromo-2-(3,5-dimethylphenyl)-1-(4-pyridyl)ethanone hydrobromide instead of using 2-bromo-2-phenyl-1-(3-pyridyl)ethanone hydrobromide, the below Example Compounds 4-1 and 4-2 were obtained in the same manner as described in above Example 2.

EXAMPLE COMPOUND 4-1

[5-[4-(1,1-dimethylethyl)phenyl]-4-(4-pyridyl)-1,3-thiazol-2-yl]amine

mp 275–277° C.

EXAMPLE COMPOUND 4-2

[5-(3,5-dimethylphenyl)-4-(4-pyridyl)-1,3-thiazol-2-yl]amine

mp 262–263° C.

112

EXAMPLE 5

Using [5-[4-(1,1-dimethylethyl)phenyl]-4-(4-pyridyl)-1,3-thiazol-2-yl]amine and [5-(3,5-dimethylphenyl)-4-(4-pyridyl)-1,3-thiazol-2-yl]amine instead of using [5-phenyl-4-(3-pyridyl)-1,3-thiazol-2-yl]amine, the below Example Compounds 5-1 and 5-2 were obtained in the same manner as described in above

EXAMPLE 3

EXAMPLE COMPOUND 5-1

N-[5-[4-(1,1-dimethylethyl)phenyl]-4-(4-pyridyl)-1,3-thiazol-2-yl]acetamide

mp 245–246° C.

EXAMPLE COMPOUND 5-2

N-[5-(3,5-dimethylphenyl)-4-(4-pyridyl)-1,3-thiazol-2-yl]acetamide

mp 304–308° C.

EXAMPLE 6

2-Ethyl-5-phenyl-4-(3-pyridyl)-1,3-thiazole

Using propanethioamide instead of using N-methylthiourea, the title compound was obtained in the same manner as described in the above Example 1.

mp 144–145° C.

EXAMPLE 7

4-[5-Phenyl-4-(3-pyridyl)-1,3-thiazol-2-yl]butyric Acid

A solution of methyl 4-[5-phenyl-4-(3-pyridyl)-1,3-thiazol-2-yl]butyrate (4.1 g), which was obtained in the same manner as described in the above Example 1 using 4-(methoxycarbonyl)butanethioamide instead of using N-methylthiourea, in methanol (15 mL) was added to an 8N aqueous sodium hydroxide solution (20 mL) and stirred at 80° C. for 2 h. The mixture was adjusted to pH 6.0 with 2N hydrochloric acid and the product was extracted with ethyl acetate. The extract was washed with water, dried and the solvent was evaporated. The residue was recrystallized from ethyl acetate to afford the title compound (3.4 g, yield 87%).

mp 141–142° C.

EXAMPLE 8

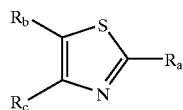
4-[2-Acetylamino-4-(3,5-dimethylphenyl)-1,3-thiazol-5-yl]pyridine 1-Oxide

To a suspension of N-[4-(3,5-dimethylphenyl)-5-(4-pyridyl)-1,3-thiazol-2-yl]acetamide (1.0 g) in chloroform (30 mL), was added 70% m-chloroperbenzoic acid (0.80 g), and the mixture was stirred at room temperature for 1 h. The solvent was removed under reduced pressure, and the residue was treated with an aqueous saturated solution of sodium hydrogen carbonate. The formed crystalline residue was washed with water, dried and recrystallized from ethanol to obtain the title compound (0.55 g, yield 53%).

mp 332–334° C.

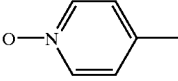
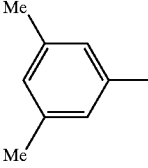
The chemical structures obtained in Examples 1 to 8 are shown in Table 22.

TABLE 22



Ex. Compd.	R_a	R_b	R_c
1	—NHMe		
2	—NH ₂		
3	—NHCOMe		
4-1	—NH ₂		
4-2	—NH ₂		
5-1	—NHCOMe		
5-2	—NHCOMe		
6	—CH ₂ Me		
7	—(CH ₂) ₃ COOH		

TABLE 22-continued

8	—NHCOMe		
Formulation Example 1			
(1) Reference Example Compound 13-89		50 mg	
(2) Lactose		34 mg	
(3) Corn starch		10.6 mg	
(4) Corn starch (paste)		5 mg	
(5) Magnesium stearate		0.4 mg	
(6) Calcium carboxymethyl cellulose		20 mg	
Total		120 mg	

(1) to (6) were mixed in an ordinary manner, and tableted into tablets using a tableting machine.

EXPERIMENTAL EXAMPLE 1

The following procedures in this Example were carried out according to the methods described in Molecular Cloning—Cold Spring Harbor Laboratory (1989) or protocol specified by manufacturers.

(1) Cloning of Human Adenosine A₃ Receptor

Cloning of the human adenosine A₃ receptor gene was carried out by the polymerase chain reaction (PCR) from human brain cDNA. Using 1 ng of brain cDNA (Quick-Clone cDNA, TOYOBO, Osaka) as template, PCR was performed in DNA Thermal Cycler 480 (Perkin Elmer, Foster, Calif.) (reaction conditions: 35 cycles of 1 min at 95° C., 1 min at 66° C., and 2 min at 75° C.) by mixing primers (50 pmol each), 5'-CGCCTCTAGACAAGATGCCCAACAACAGCACTGC-3' [Sequence No. 1] and 5'-CGGGGTCGACACTACTCAGAATTCTTCTCAATGC-3' [Sequence No. 2], which were designed referring to nucleotide sequence of adenosine A₃ receptor gene reported by Salvatore et. al., (Proc. Natl. Acad. Sci. U. S. A., 90:10365-10369, 1993) and TaKaRa LA PCR Kit Ver.2 (TaKaRa Shuzo Co. Ltd., Kyoto) in a Thermal cycler 480 (Parkin Elmer). The PCR product was electrophoresed and 1.0 kb DNA fragment was recovered. The DNA fragment encoding adenosine A₃ receptor was cloned using Original TA Cloning Kit (FUNAKOSHI, Tokyo).

Thus obtained plasmid was digested with Xba I (TaKaRa Shuzo Co. Ltd., Kyoto), blunted with T4 DNA polymerase (TaKaRa Shuzo Co. Ltd., Kyoto) and digested with Sal I (TaKaRa Shuzo Co. Ltd., Kyoto) to obtain adenosine A₃ receptor gene fragment.

(2) Construction of Human Adenosine A₃ Receptor Expression Plasmid

The SR α promoter from pTB1411 disclosed in JP-A-5-076385 was ligated into the pCI vector (Promega, Tokyo), which was digested with Bgl II (TaKaRa Shuzo Co. Ltd., Kyoto), blunted and digested with EcoRI (TaKaRa Shuzo Co. Ltd., Kyoto) subsequently. The resulting plasmid, designated as pCI-SR α , was then digested with Cla I (TaKaRa Shuzo Co. Ltd., Kyoto) and blunted with T4 DNA polymerase (TaKaRa Shuzo Co. Ltd., Kyoto). On the other hand, pGFP-C1 (TOYOBO, Osaka) was digested with Bsu 36I (DAIICHIKAGAKUYAKUHIN, Tokyo) and the 1.63 kb fragment was recovered after the blunting with T4 DNA

polymerase to ligate to the pCI-SR α vector using DNA Ligation kit (TaKaRa Shuzo Co. Ltd., Kyoto). The ligation mixture was used to transform *E. coli* JM109 competent cells (TaKaRa Shuzo Co. Ltd., Kyoto). The resulting plasmid thus obtained was designated as pMSR α neo.

pMSR α neo was digested with EcoRI (TaKaRa Shuzo Co. Ltd., Kyoto), blunted with T4 DNA polymerase (TaKaRa Shuzo Co. Ltd., Kyoto) and then digested with Sal I (TaKaRa Shuzo Co. Ltd., Kyoto). After the reaction mixture was fractionated on agarose gel, the DNA at size of 5.4 kb was ligated with adenosine A₃ receptor obtained in the above (1) by using DNA Ligation kit (TaKaRa Shuzo Co. Ltd., Kyoto). The ligation mixture was used to transform *E. coli* JM109 competent cells (TaKaRa Shuzo Co. Ltd., Kyoto). The plasmid thus obtained was designated as pA3SR α .

(3) Transfection of Adenosine A₃ Receptor Expression Plasmid Into CHO (dhfr⁻) and the Expression

CHO (dhfr⁻) cells were grown on Ham's F-12 medium (Nihon Seiyaku, Tokyo) supplement with 10% fetal bovine serum (Life Tech Oriental; Life Technologies, Inc., Rockville, Md., USA) in a 750 ml Tissue culture flask (Becton Dickinson, Mt. View, Calif.). The growing cells were treated with 0.5 g/l trypsin-0.2 g/l EDTA (Life Technologies, Inc., Rockville, Md., USA) to harvest, washed with PBS (Life Technologies, Inc., Rockville, Md., USA), centrifugated at 1000 rpm for 5 min, and suspended in PBS. Transfection with pA3SR α into the cell was performed by electroporation using a Bio-Rad/Gene Pulser (Bio-Rad, Tokyo) at 0.25 V/960 μ F (8 \times 10⁶ cells/10 μ g DNA/0.4 cm electrode gap cuvette). The transfected cells were transferred into Ham's F-12 medium containing 10% fetal bovine serum, cultivated for 24 hours, harvested, suspended in Ham's F-12 media supplement with 10% fetal bovine serum and 500 μ g/ml geneticin (Life Technologies Inc., Rockville, Md., USA) at a cell density of 10⁴ cells/ml. The cells were plated onto 96 well plates (Becton Dickinson, Mt. View, Calif.) containing Ham's F-12 media supplement with 10% fetal bovine serum and 500 μ g/ml geneticin (Life Technologies Inc., Rockville, Md., USA) at a cell density of 10⁴ cells/ml. The geneticin resistant cells thus obtained were further cultivated on 24 well plates (Becton Dickinson, Mt. View, Calif.) and the cells expressing adenosine A₃ receptor were selected from them as follows. The cells were incubated in assay buffer I (HBSS (Wako chemicals, Osaka) containing 0.1% BSA, 0.25 mM PMSF, 1 μ g/ml pepstatin, and 20 μ g/ml leupeptin) to which was added 50 pM ¹²⁵I-AB-MECA (Amersham) as ligand, for 1 hour, and washed

with assay buffer I. The radioactivity associated with the cell was measured in a γ -counter to select A3AR/CHO cells which specifically bind to the ligand.

(4) Cell Membrane Preparation of the Transfectant Expressing Adenosine A₃ Receptor

After A3AR/CHO cells obtained in the above (3) were cultivated in Ham's F-12 medium containing 10% fetal bovine serum for 2 days, the cells were treated with PBS plus 0.02% EDTA, centrifuged to collect, resuspended in assay buffer II (50 mM Tris-HCl (pH7.5), 1 mM EDTA, 10 mM MgCl₂, 0.25 mM PMSF, 1 μ g/ml pepstatin, and 20 μ g/ml leupeptin) and homogenized using Polytron homogenizer (PT-3000, KINEMATICA AG: 20,000 rpm, 20 sec, 3 times). This suspension was centrifuged at 2,000 rpm for 10 min and supernatant fraction containing cell membranes was obtained. The supernatant fraction was ultra-centrifuged at 30,000 rpm (model L8-70M, rotor 70Ti, Beckman) for 1 hour. Thus obtained pellet was resuspended in assay buffer II containing 2 unit/ml adenosine deaminase (Boehringer Mannheim, Tokyo) and incubated at 30° C. for 30 min. The suspension was ultra-centrifuged under the same condition as above and the cell membrane fraction was obtained as the pellet.

Results are shown in Table 23.

TABLE 23

Reference Compound No.	IC ₅₀ (nM)
10	0.27
13-89	0.55
13-92	0.70

This result shows that the compound (I) has a high affinity for adenosine A₃ receptor.

INDUSTRIAL APPLICABILITY

Since compound (I) containing compounds (Ia), (Ib) and (Ic) has a potent A₃ adenosine receptor antagonistic activity and low toxicity, it is useful as A₃ adenosine receptor antagonist and can be used as a prophylactic and therapeutic agent for asthma, allergosis, inflammation, Addison's diseases, autoallergic hemolytic anemia, Crohn's diseases, psoriasis, rheumatism, diabetes and so on.

SEQUENCE LISTING

```

<160> NUMBER OF SEQ ID NOS: 2

<210> SEQ ID NO 1
<211> LENGTH: 34
<212> TYPE: DNA
<213> ORGANISM: Artificial Sequence
<220> FEATURE:
<223> OTHER INFORMATION: Adenosine A3 receptor primer

<400> SEQUENCE: 1

cgctctaga caagatgcc aacaacagca ctgc          34

<210> SEQ ID NO 2
<211> LENGTH: 34
<212> TYPE: DNA
<213> ORGANISM: Artificial Sequence
<220> FEATURE:
<223> OTHER INFORMATION: adenosine A3 receptor primer

<400> SEQUENCE: 2

cggggtcgac actactcaga attcttctca atgc          34

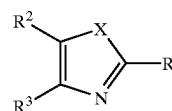
```

(5) Binding Assays With Adenosine A₃ Receptor

10 nM of [³H]-NECA (Amersham Life Sciences, Inc., Tokyo) as ligand was added to the reaction mixture including test compound at various concentration and 100 μ g/ml of membranes obtained in (4) in assay buffer II. The reaction mixture was incubated for 1 hour at room temperature and filtrated through the Unifilter GF/C (Packard Instrument Company, Tokyo) to transfer the membrane onto the filter, using Cell Harvester (Packard Instrument Company, Tokyo). The filter was washed three times with ice-cold 50 mM Tris-HCl (pH 7.5), and dried. Then, Microscint-0 was placed on the filter and radioactivity retained on the filter was determined by Top-Count (Packard Instrument Company, Tokyo). Curve-fit and the concentration that inhibits 50% specific binding (IC₅₀) to the membrane of [³H]-NECA were calculated by program Prizm 2.01 (Graph Pad Software, San Diego).

What is claimed is:

1. A method for antagonizing adenosine at adenosine A_{2b} receptors, in a mammal, which comprises administering to said mammal an effective amount of a compound of the formula:



wherein R¹ represents a hydrogen atom, a hydrocarbon group which may be substituted, a heterocyclic group, which may be substituted, an amino which may be substituted or an acyl;
at least one of R² and R³ represents a hydrogen atom, a pyridyl which may be substituted or an aromatic hydro-

- carbon group which may be substituted, and the other represents pyridyl which may be substituted, and X represents a sulfur atom which may be oxidized, an oxygen atom or a group of the formula: NR⁴ wherein R⁴ represents a hydrogen atom, a hydrocarbon group which may be substituted or an acyl;
- or a salt thereof, which may be N-oxidized.
2. A method of claim 1, wherein R¹ is (i) a hydrogen atom, (ii) a C₁₋₈ alkyl, C₂₋₆ alkenyl, C₂₋₆ alkynyl, C₃₋₆ cycloalkyl, C₆₋₁₄ aryl or C₇₋₁₆ aralkyl group which may be substituted by 1 to 5 substituents, (iii) a 5- to 14-membered heterocyclic group containing 1 to 4 hetero atoms selected from the group consisting of nitrogen, sulfur and oxygen atoms in addition to carbon atoms, which group may be substituted by 1 to 5 substituents, (iv) an amino which may be substituted by 1 or 2 substituents selected from the group consisting of (a) a C₁₋₆ alkyl, C₂₋₆ alkenyl, C₂₋₆ alkynyl, C₃₋₆ cycloalkyl, C₆₋₁₄ aryl or C₇₋₁₆ aralkyl group which may be substituted by 1 to 5 substituents, (b) a C₁₋₆ alkylidene group which may be substituted by 1 to 5 substituents, (c) a 5- to 14-membered heterocyclic group containing 1 to 4 hetero atoms selected from the group consisting of nitrogen, sulfur and oxygen atoms in addition to carbon atoms, which group may be substituted by 1 to 5 substituents, and (d) an acyl of the formula: —(C=O)—R⁵, —(C=O)—OR⁵, —(C=O)—NR⁵R⁶, —(C=S)—NHR⁵ or —SO₂—R⁷ wherein R⁵ is (i) a hydrogen atom, (ii) a C₁₋₆ alkyl, C₂₋₆ alkenyl, C₂₋₆ alkynyl, C₃₋₆ cycloalkyl, C₆₋₁₄ aryl or C₇₋₁₆ aralkyl group which may be substituted by 1 to 5 substituents or (iii) a 5- to 14-membered heterocyclic group containing 1 to 4 hetero atoms selected from the group consisting of nitrogen, sulfur and oxygen atoms in addition to carbon atoms, which group may be substituted by 1 to 5 substituents; R⁶ is a hydrogen atom or C₁₋₆ alkyl; and R⁷ is (i) a C₁₋₆ alkyl, C₂₋₆ alkenyl, C₂₋₆ alkynyl, C₃₋₆ cycloalkyl, C₆₋₁₄ aryl or C₇₋₁₆ aralkyl group which may be substituted by 1 to 5 substituents or (ii) a 5- to 14-membered heterocyclic group containing 1 to 4 hetero atoms selected from the group consisting of nitrogen, sulfur and oxygen atoms in addition to carbon atoms, which group may be substituted by 1 to 5 substituents, (v) a 5- to 7-membered non-aromatic cyclic amino optionally containing 1 to 4 hetero atoms selected from the group consisting of nitrogen, sulfur and oxygen atoms in addition to carbon atoms and at least one nitrogen atom, which may be substituted by 1 to 3 substituents selected from the group consisting of C₁₋₆ alkyl, C₆₋₁₄ aryl, C₁₋₆ alkyl-carbonyl, 5- to 10-membered aromatic heterocyclic group and oxo, or (vi) an acyl of the formula: —(C=O)—R⁵, —(C=O)—OR⁵, —(C=O)—NR⁵R⁶, —(C=S)—NHR⁵ or —SO₂—R⁷ wherein each symbol is as defined above; at least one of R² and R³ is (i) a hydrogen atom, (ii) a pyridyl which may be substituted by 1 to 5 substituents or (iii) a C₆₋₁₄ aryl which may be substituted by 1 to 5 substituents in which a substituent can form, together with a neighboring substituent, a 4- to 7-membered non-aromatic carbocyclic ring; and the other is a pyridyl which may be substituted by 1 to 5 substituents; and

- X is a sulfur atom which may be oxidized, an oxygen atom or a group of the formula: NR⁴ wherein R⁴ is (i) a hydrogen atom, (ii) a C₁₋₆ alkyl, C₂₋₆ alkenyl, C₂₋₆ alkynyl, C₃₋₆ cycloalkyl, C₆₋₁₄ aryl or C₇₋₁₆ aralkyl group which may be substituted by 1 to 5 substituents or (iii) an acyl of the formula: —(C=O)—R⁵, —(C=O)—OR⁵, —(C=O)—NR⁵R⁶, —(C=S)—NHR⁵ or —SO₂—R⁷ wherein each symbol is as defined above, wherein the above "substituents" are selected from the group consisting of (1) halogen atoms, (2) C₁₋₃ alkylendioxy, (3) nitro, (4) cyano, (5) optionally halogenated C₁₋₆ alkyl, (6) optionally halogenated C₂₋₆ alkenyl, (7) carboxy C₂₋₆ alkenyl, (8) optionally halogenated C₂₋₆ alkynyl, (9) optionally halogenated C₃₋₆ cycloalkyl, (10) C₆₋₁₄ aryl, (11) optionally halogenated C₁₋₈ alkoxy, (12) C₁₋₆ alkoxy-carbonyl-C₁₋₆ alkoxy, (13) hydroxy, (14) C₆₋₁₄ aryloxy, (15) aralkyloxy, (16) mercapto, (17) optionally halogenated C₁₋₆ alkylthio, (18) C₆₋₁₄ arylthio, (19) C₇₋₁₆ aralkylthio, (20) amino, (21) mono-C₁₋₆ alkylamino, (22) mono-C₆₋₁₄ arylamino, (23) di-C₁₋₆ alkylamino, (24) di-C₆₋₁₄ arylamino, (25) formyl, (26) carboxy, (27) C₁₋₆ alkyl-carbonyl, (28) C₃₋₆ cycloalkyl-carbonyl, (29) C₁₋₆ alkoxy-carbonyl, (30) C₆₋₁₄ aryl-carbonyl (31) C₇₋₁₆ aralkyl-carbonyl, (32) C₆₋₁₄ aryloxy-carbonyl, (33) C₇₋₁₆ aralkyloxy-carbon 5- or 6-membered heterocycle carbonyl, (35) carbamoyl, (36) mono-C₁₋₆ alkyl-carbamoyl, (37) di-C₁₋₆ alkyl-carbamoyl, (38) C₆₋₁₄ aryl-carbamoyl, (39) 5- or 6-membered heterocycle carbamoyl, (40) C₁₋₆ alkylsulfonyl, (41) C₆₋₁₄ arylsulfonyl, (42) formylamino, (43) C₁₋₆ carbonylamino, (44) C₆₋₁₄ aryl-carbonylamino, (45) C₁₋₆ alkoxy-carbonylamino, (46) C₁₋₆ alkylsulfonylamino, (47) C₆₋₁₄ arylsulfonylamino, (48) C₁₋₆ alkyl-carbonyloxy, (49) C₆₋₁₄ aryl-carbonyloxy, (50) C₁₋₆ alkoxy-carbonyloxy, (51) mono-C₁₋₆ alkyl-carbamoyloxy, (52) di-C₁₋₆ alkyl-carbamoyloxy, (53) C₆₋₁₄ aryl-carbamoyloxy, (54) nicotinoyloxy, (55) 5- to 7-membered saturated cyclic amino which may be substituted by 1 to 3 substituents selected from the group consisting of C₁₋₆ alkyl, C₆₋₁₄ aryl, C₁₋₆ alkyl-carbonyl, 5- to 10-membered aromatic heterocyclic group and oxo, (56) 5- to 10-membered aromatic heterocyclic group and (57) sulfo.
3. A method of claim 1, wherein R¹ is an amino which may be substituted.
4. A method of claim 2, wherein R¹ is an amino which may be substituted by 1 or 2 acyl of the formula: —(C=O)—R⁵, —(C=O)—OR⁵, —(C=O)—NR⁵R⁶, —(C=S)—NHR⁵ or —SO₂—R⁷.
5. A method of claim 2, wherein R¹ is an amino which may be substituted by 1 or 2 acyl of the formula: —(C=O)—R⁵ or —(C=O)—NR⁵R⁶.
6. A method of claim 2, wherein R¹ is a 5- to 7-membered non-aromatic cyclic amino optionally containing 1 to 4 hetero atoms selected from the group consisting of nitrogen, sulfur and oxygen atoms in addition to carbon atoms and at least one nitrogen atom, which may be substituted by 1 to 3 substituents selected from the group consisting of C₁₋₆ alkyl, C₆₋₁₄ aryl, C₁₋₆ alkyl-carbonyl, 5- to 10-membered aromatic heterocyclic group and oxo.
7. A method of claim 1, wherein X is S.
8. A method of claim 1, wherein R² is a pyridyl which may be substituted.

121

9. A method of claim 1, wherein R³ is a C₆₋₁₄ aryl which may be substituted.

10. A method of claim 2, wherein R¹ is an amino which may be substituted by 1 or 2 acyl of the formula:
—(C=O)—R⁵ or —(C=O)—NR⁵R⁶; 5

R² is a pyridyl which may be substituted by 1 to 5 C₁₋₆ alkyl;

R³ is a C₆₋₁₄ aryl which may be substituted by 1 to 5 substituents selected from the group consisting of halogen atoms, optionally halogenated C₁₋₆ alkyl, optionally halogenated C₁₋₆ alkoxy and carboxy; and 10

X is S.

11. A method of claim 1, wherein R¹ is (i) a C₁₋₈ alkyl, C₃₋₆ cycloalkyl or C₆₋₁₀ aryl group which may be substituted by 1 to 5 substituents selected from the group consisting of halogen atoms, optionally halogenated C₁₋₆ alkyl, carboxy C₂₋₆ alkenyl, optionally halogenated C₁₋₆ alkoxy, C₁₋₆ alkoxy-carbonyl-C₁₋₆ alkoxy, hydroxy, amino, mono-C₁₋₆ alkylamino, carboxy, C₁₋₆ alkoxy-carbonyl, mono-C₁₋₆ alkyl-carbamoyl and C₆₋₁₄ aryl-carbonylamino, 15 20

(ii) a 5-membered heterocyclic group,

(iii) an amino which may be substituted by 1 or 2 substituents selected from the group consisting of (1) C₁₋₆ alkyl, (2) C₆₋₁₄ aryl, (3) C₇₋₁₆ aralkyl, (4) 6-membered heterocyclic group, (5) a C₁₋₆ alkyl-carbonyl, C₃₋₆ cycloalkyl-carbonyl, C₆₋₁₄ aryl- 25

122

carbonyl, C₇₋₁₆ aralkyl-carbonyl, C₁₋₆ alkyl-carbamoyl or 5- or 6-membered heterocycle carbonyl group which may be substituted by 1 to 3 substituents selected from the group consisting of halogen atoms, C₁₋₆ alkyl, C₁₋₆ alkoxy, carboxy and C₁₋₆ alkoxy-carbonyl, and (6) di-C₁₋₆ alkylamino-C₁₋₆ alkylidene,

(iv) a 5- or 6-membered non-aromatic cyclic amino which may be substituted by C₁₋₆ alkyl-carbonyl or oxo, or (v) carboxy;

R² is a pyridyl which may be substituted by 1 to 3 C₁₋₆ alkyl;

R³ is a C₆₋₁₀ aryl which may be substituted by 1 to 3 substituents selected from the group consisting of halogen atoms, C₁₋₃ alkylenedioxy, optionally halogenated C₁₋₆ alkyl, carboxy C₂₋₆ alkenyl, optionally halogenated C₁₋₈ alkoxy, hydroxy, C₇₋₁₆ aralkyloxy and C₁₋₆ alkyl-carbonyloxy, in which the alkyl group can form, together with a neighboring alkyl group, a 5-membered non-aromatic carbocyclic ring; and

X is S.

12. A method for preventing and/or treating diabetes in a mammal in need thereof, which comprises administering to said mammal an effective amount of a compound of claim 2 or a pharmaceutically acceptable salt thereof with a pharmaceutically acceptable excipient, carrier or diluent.

* * * * *