



US0D1017029S

(12) **United States Design Patent**
Schwab et al.

(10) **Patent No.:** **US D1,017,029 S**

(45) **Date of Patent:** **** Mar. 5, 2024**

(54) **URINE SAMPLE HOLDING ASSEMBLY
WITH HANDLE**

FOREIGN PATENT DOCUMENTS

CN	305454562	*	11/2019
WO	D091589-001	*	1/2017

(71) Applicant: **UrynX, LLC**, East Chatham, NY (US)

OTHER PUBLICATIONS

(72) Inventors: **Brian Schwab**, East Chatham, NY (US); **Kenneth M. Kernen**, Troy, MI (US); **Matthew Neururer**, East Chatham, NY (US)

Easy Steril Box Container, Pic Solution, picsolution.com, [Post date: Jun. 15, 2017], [Site seen Feb. 28, 2023], Seen at URL: <https://www.picsolution.com/en/products/for-medical-tests/urine-containers/easy-steril-box-container.html> (Year: 2017).*

(73) Assignee: **UrynX LLC**, East Chatham, NY (US)

(Continued)

(**) Term: **15 Years**

Primary Examiner — Sandra Snapp

Assistant Examiner — Gilbert B Ford

(21) Appl. No.: **29/853,889**

(74) *Attorney, Agent, or Firm* — Michael D. Eisenberg

(22) Filed: **Sep. 20, 2022**

(51) **LOC (14) Cl.** **24-04**

(52) **U.S. Cl.**

USPC **D24/122; D24/224**

(58) **Field of Classification Search**

USPC D24/127, 130, 133, 107, 108, 111, 121,
D24/122, 216, 224, 197, 198, 199

CPC A61B 10/0058; A61B 10/0096; A61B
10/0045; A61B 10/007

See application file for complete search history.

(57) **CLAIM**

We claim, the ornamental design for a urine sample holding assembly with handle, as shown and described.

DESCRIPTION

FIG. 1 is a perspective view of a urine sample holding assembly with handle showing the new design;

FIG. 2 is a left side view of the urine sample holding assembly with handle;

FIG. 3 is a right side view of the urine sample holding assembly with handle;

FIG. 4 is a front view of the urine sample holding assembly with handle;

FIG. 5 is a rear view of the urine sample holding assembly with handle;

FIG. 6 is a top view of the urine sample holding assembly with handle; and,

FIG. 7 is a bottom view of the urine sample holding assembly with handle.

The broken lines in the drawings illustrate portions of the urine sample holding assembly with handle and form no part of the claimed design.

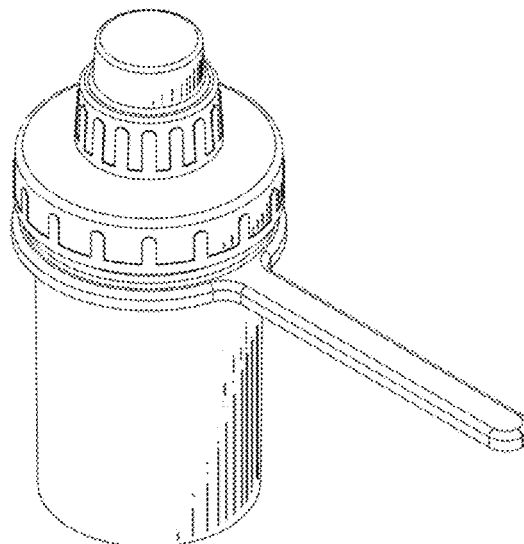
(56) **References Cited**

U.S. PATENT DOCUMENTS

D353,669	S	*	12/1994	Jones	D24/128
D359,883	S	*	7/1995	Suarez	D24/122
D368,135	S	*	3/1996	Vasai	D24/128
D424,440	S	*	5/2000	Wilkinson	D9/446
D654,598	S	*	2/2012	Hooper	D24/227
D895,139	S	*	9/2020	Hong	D24/224
D912,244	S	*	3/2021	Rehm	D24/122
D912,806	S	*	3/2021	Lei	B65D 43/0231 D24/122
D935,050	S	*	11/2021	Smollar	D24/224
D954,987	S	*	6/2022	Veenendaal	D24/224
D957,631	S	*	7/2022	Lau	D24/128

(Continued)

1 Claim, 3 Drawing Sheets



(56)

References Cited

U.S. PATENT DOCUMENTS

D973,867 S * 12/2022 Artman D24/108
D976,437 S * 1/2023 Harding D24/224

OTHER PUBLICATIONS

Midstream Urine Collection Cup & urine specimen and transport container, Choyce Products, [Post date: unknown,] [Site seen Feb. 28, 2023], Seen at URL: <https://choyce-products.com> (Year: 2023).*

* cited by examiner

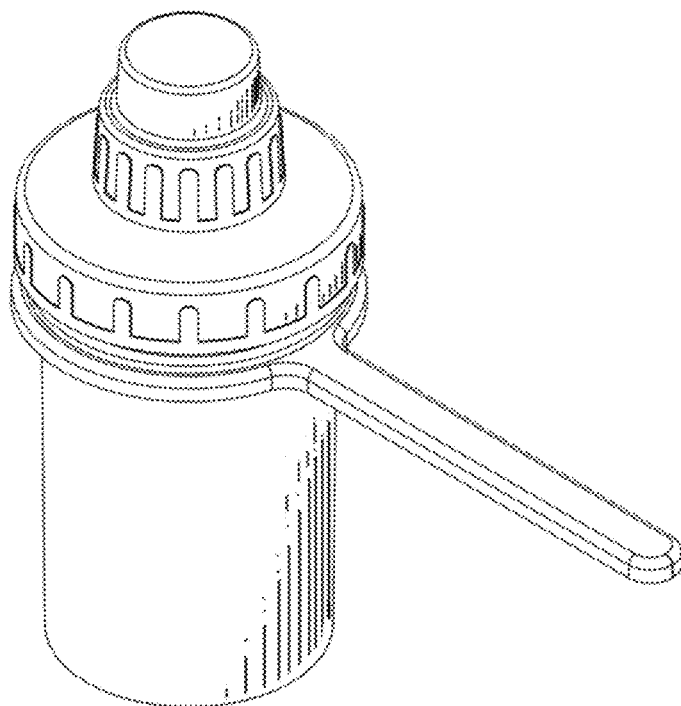


Figure 1




Figure 2

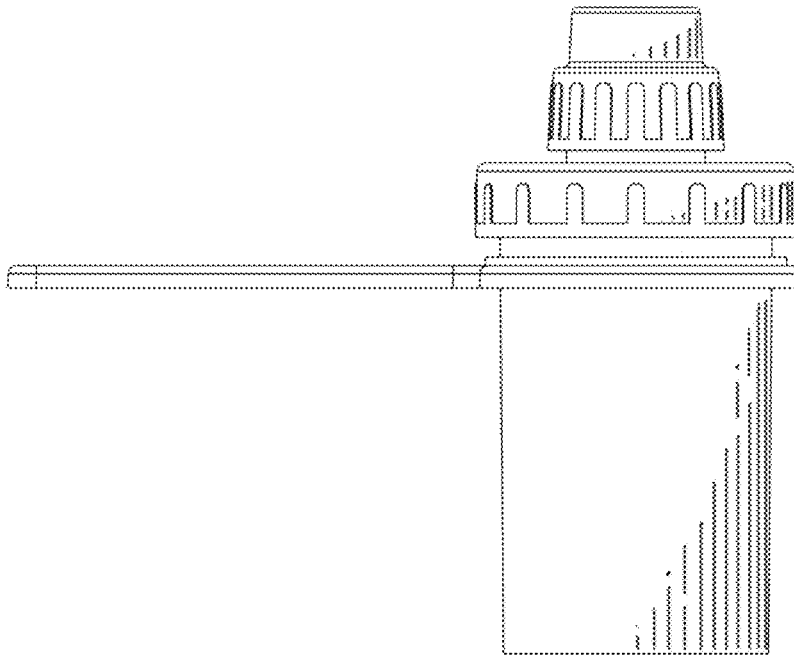


Figure 3

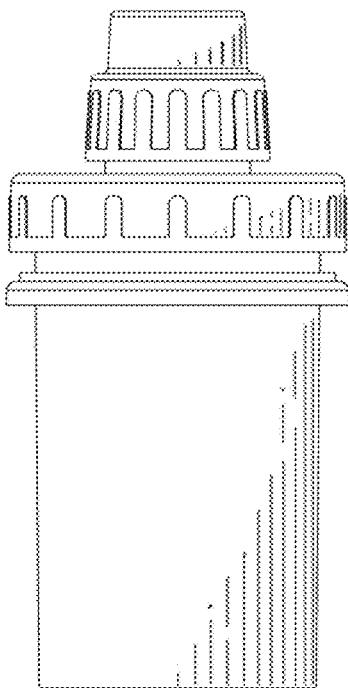


Figure 4

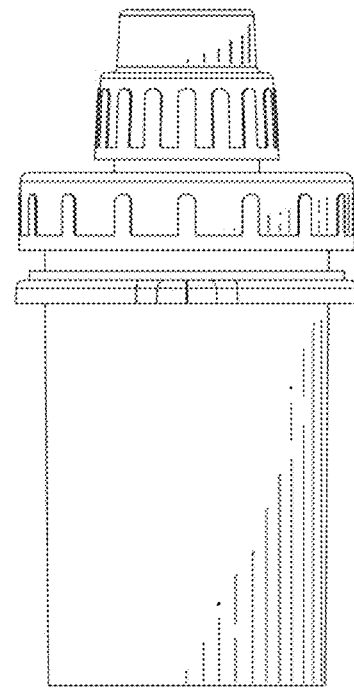


Figure 5

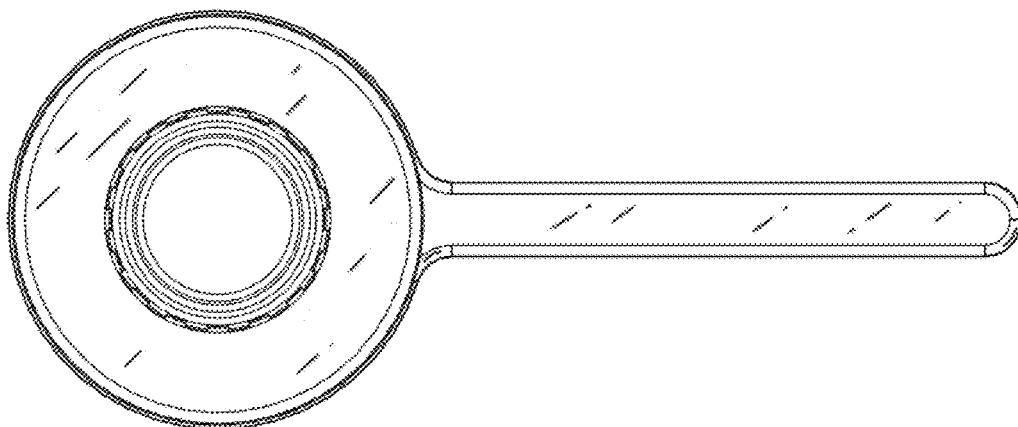


Figure 6

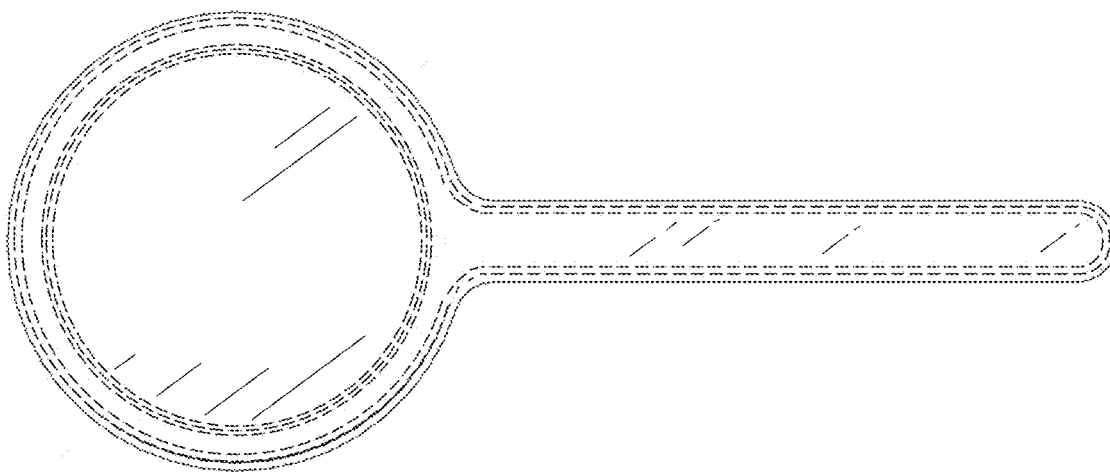


Figure 7