

(12) STANDARD PATENT
(19) AUSTRALIAN PATENT OFFICE

(11) Application No. **AU 2003226112 B9**

(54) Title
Use of non-antibacterial tetracycline analogs and formulations thereof for the treatment of bacterial exotoxins

(51) International Patent Classification(s)
A61K 31/165 (2006.01) **A61K 39/02** (2006.01)
A61K 31/65 (2006.01) **A61P 31/04** (2006.01)

(21) Application No: **2003226112** (22) Date of Filing: **2003.03.27**

(87) WIPO No: **WO03/082011**

(30) Priority Data

(31) Number	(32) Date	(33) Country
60/368,478	2002.03.29	US

(43) Publication Date: **2003.10.13**

(43) Publication Journal Date: **2003.11.20**

(44) Accepted Journal Date: **2008.05.01**

(48) Corrigenda Journal Date: **2008.07.03**

(71) Applicant(s)
The Research Foundation of State University of New York

(72) Inventor(s)
Golub, Lorne M;Walker, Stephen G

(74) Agent / Attorney
Davies Collison Cave, Level 15 1 Nicholson Street, Melbourne, VIC, 3000

(56) Related Art
US 6063775
US 5919775
US 6277061
US 6384081
Greenwald et al, Biologic properties of non-antibiotic, chemically modified tetracyclines (CMTs):a structured, annotated bibliography. 2001, Vol.8, p237-242

(12) INTERNATIONAL APPLICATION PUBLISHED UNDER THE PATENT COOPERATION TREATY (PCT)

(19) World Intellectual Property Organization
International Bureau



(43) International Publication Date
9 October 2003 (09.10.2003)

PCT

(10) International Publication Number
WO 03/082011 A1

(51) International Patent Classification⁷: A01N 37/18

(21) International Application Number: PCT/US03/09570

(22) International Filing Date: 27 March 2003 (27.03.2003)

(25) Filing Language: English

(26) Publication Language: English

(30) Priority Data:
60/368,478 29 March 2002 (29.03.2002) US

(71) Applicant: THE RESEARCH FOUNDATION OF
STATE UNIVERSITY OF NEW YORK [US/US]; P.O.
Box 9, Albany, NY 12201-0009 (US).

(72) Inventors: GOLUB, Lorne, M.; 29 Whitney Gate, Smith-
town, NY 11787 (US). WALKER, Stephen, G.; 11 Franko
Lane, East Setauket, NY 11733-2605 (US).

(74) Agent: BARON, Ronald, J.; Hoffmann & Baron, LLP,
6900 Jericho Turnpike, Syosset, New York, 11791 (US).

(81) Designated States (*national*): AE, AG, AL, AM, AI, AU,
AZ, BA, BB, BG, BR, BY, BZ, CA, CH, CN, CO, CR, CU,
CZ, DE, DK, DM, DZ, EC, EE, ES, FI, GB, GD, GE, GI,
GM, HR, HU, ID, IL, IN, IS, JP, KE, KG, KP, KR, KZ, LC,
LK, LR, LS, LT, LU, LV, MA, MD, MG, MK, MN, MW,
MX, MZ, NI, NO, NZ, OM, PH, PL, PT, RO, RU, SC, SD,
SE, SG, SK, SL, TJ, TM, TN, TR, TT, TZ, UA, UG, UZ,
VC, VN, YU, ZA, ZM, ZW.

(84) Designated States (*regional*): ARIPO patent (GH, GM,
KE, LS, MW, MZ, SD, SL, SZ, TZ, UG, ZM, ZW),
Eurasian patent (AM, AZ, BY, KG, KZ, MD, RU, TJ, TM),
European patent (AT, BE, BG, CH, CY, CZ, DE, DK, EE,
ES, FI, FR, GB, GR, HU, IE, IT, LU, MC, NL, PT, RO,
SE, SI, SK, TR), OAPI patent (BF, BJ, CF, CG, CI, CM,
GA, GN, GQ, GW, ML, MR, NE, SN, TD, TG).

Published:

- with international search report
- before the expiration of the time limit for amending the claims and to be republished in the event of receipt of amendments

For two-letter codes and other abbreviations, refer to the "Guidance Notes on Codes and Abbreviations" appearing at the beginning of each regular issue of the PCT Gazette.



WO 03/082011 A1

(54) Title: USE OF NON-ANTIBACTERIAL TETRACYCLINE ANALOGS AND FORMULATIONS THEREOF FOR THE TREATMENT OF BACTERIAL EXOTOXINS

(57) Abstract: The invention relates to methods for protecting and/or treating a mammal at risk of acquiring a condition associated with bacteria that produce a calmodulin exotoxin, a metalloproteinase exotoxin, or both, by administering a non-antibacterial tetracycline formulation.

TITLE: USE OF NON-ANTIBACTERIAL TETRACYCLINE ANALOGS AND FORMULATIONS THEREOF FOR THE TREATMENT OF BACTERIAL EXOTOXINS

BACKGROUND OF THE INVENTION

When bacteria attack a host, there is an incubation period during which there are mild or no symptoms. The incubation period varies among bacteria.

Once inside the host, some bacteria begin producing exotoxins. These exotoxins damage host tissue and organs, sometimes causing a sudden onset of hyperacute illness which progresses to shock, coma and death.

For example, an inhalation infection with *Bacillus anthracis* (anthrax) can have an incubation period of 3 to 60 days. Death from anthrax inhalation is considered inevitable if untreated, and probable in as many as 95% of treated cases if therapy is begun more than 48 hours after the onset of symptoms.

The lack of warning symptoms, sudden onset and almost absolute mortality, among other factors, have made anthrax a choice disease for use as a biological weapon of mass destruction. The threat of such a weapon has heightened research into modes of treatment and prevention of anthrax.

Of particular interest is a treatment for individuals at high risk of exposure, as well as for those who may have been exposed to anthrax, but are without symptoms. Currently, antibiotics such as ciprofloxacin are prescribed for such individuals. Due to the variably long incubation period with the inhaled form of anthrax, individuals potentially exposed are often put on an antibiotic therapy for sixty days.

Antibiotics target the bacteria itself. Often, in bacterial infections such as anthrax, the conventional therapy of antibiotics is administered too late. For example, ciprofloxacin has substantially no effect on the exotoxins released by the bacteria, which is the eventual cause of death. Therefore, once the infection has progressed to the point where sufficient exotoxin has been released, antibiotics alone have little or

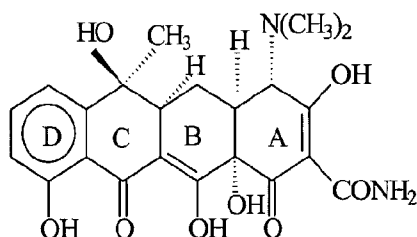
no effect. Even if the bacteria have been eliminated, remaining exotoxins may continue to cause tissue damage leading to death.

The problem with prescribing antibiotics as a treatment for individuals who may or may not be infected with bacteria such as anthrax is antibiotic resistance. The Center for Disease Control (CDC) has called antibiotic resistance one of the world's most pressing health problems. See, www.cdc.gov/antibioticresistance/. Thus, prescribing a sixty day course of antibiotics to potentially anthrax-exposed individuals increases the likelihood of antibiotic-resistant bacterial strains.

Hence, the prior art treatments for exotoxin-releasing bacterial infections, such as anthrax, are disadvantageous. Current treatments, such as administration of ciprofloxacin, do not target the deadly exotoxins or protect against tissue and organ damage. Moreover, a potentially unnecessary sixty day course of antibiotics may lead to antibiotic resistant bacterial strains.

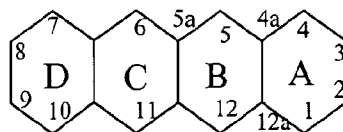
An ideal treatment for exotoxin-releasing bacteria would be the targeting and neutralization, or disabling of the deadly exotoxins. Such treatment would provide protection against the exotoxins without using antibiotics until actual bacterial infection has been confirmed.

The compound, tetracycline is a member of a class of antibiotic compounds that is referred to as the tetracyclines, tetracycline compounds, tetracycline derivatives and the like. The compound tetracycline exhibits the following general structure:



Structure A

The numbering system of the tetracycline ring nucleus is as follows:



Structure B

Tetracycline, as well as the terramycin and aureomycin derivatives, exist in nature, and are well known antibiotics. Natural tetracyclines may be modified without losing their antibiotic properties, although certain elements must be retained. The modifications that may and may not be made to the basic tetracycline structure have been reviewed by Mitscher in *The Chemistry of Tetracyclines*, Chapter 6, Marcel Dekker, Publishers, New York (1978). According to Mitscher, the substituents at positions 5-9 of the tetracycline ring system may be modified without the complete loss of antibiotic properties.

Changes to the basic ring system or replacement of the substituents at positions 4 and 10-12, however, generally lead to synthetic tetracyclines with substantially less or effectively no antimicrobial activity. Some examples of chemically modified non-antibacterial tetracyclines (hereinafter CMTs) are 4-dedimethylaminotetracycline, 4-dedimethylaminosancycline (6-demethyl-6-deoxy-4-dedimethylaminotetracycline), 4-dedimethylaminominocycline (7-dimethylamino-6-demethyl-6-deoxy-4-dedimethylaminotetracycline), and 4-dedimethylaminodoxycycline (5-hydroxy-6-deoxy-4-dedimethylaminotetracycline).

In addition to their antimicrobial properties, tetracyclines have been described as having a number of other uses. For example, tetracyclines are also known to inhibit the activity of collagen destructive enzymes produced by mammalian (including human) cells and tissues by non-antibiotic mechanisms. Such enzymes include the matrix metalloproteinases (MMPs), including collagenases (MMP-1, MMP-8 and MMP-13), gelatinases (MMP-2 and MMP-9), and others (e.g. MMP-12, MMP-14). See Golub et al., *J. Periodont. Res.* 20:12-23 (1985); Golub et al. *Crit. Revs. Oral Biol. Med.* 2:297-322 (1991); U.S. Patent Nos. 4,666,897; 4,704,383;

2003226112 04 Mar 2008

-4-

4,935,411; 4,935,412. Also, tetracyclines have been known to inhibit wasting and protein degradation in mammalian skeletal muscle, U.S. Pat. No. 5,045,538, to inhibit inducible NO synthase, U.S. Patent Nos. 6,043,231 and 5,523,297, and phospholipase A₂, U.S. Patent Nos. 5,789,395 and 5,919,775, and to enhance IL-10 production in mammalian cells. These properties cause the tetracyclines to be useful in treating a number of diseases.

The present invention provides a method for protecting a mammal infected by, or at risk of exposure to, bacteria that produce exotoxins such as anthrax without the risk of antibiotic resistance.

SUMMARY OF THE INVENTION

It has now been discovered that these and other provisions can be achieved by the following methods.

In a first embodiment of the invention, a method for protecting a mammal at risk of acquiring a condition associated with bacteria that produce a calmodulin exotoxin, a metalloproteinase exotoxin, or both, is provided.

In a second embodiment, a method for treating a mammal having a condition associated with bacteria that produce a calmodulin exotoxin, a metalloproteinase exotoxin, or both, is provided.

In a third embodiment, a method for protecting a mammal that has received or is scheduled to receive a vaccine against a bacteria that produces a calmodulin exotoxin, metalloproteinase exotoxin, or both, is provided.

In a fourth embodiment, the bacteria can be selected from the group consisting of *Bacillus anthracis*, *Clostridium perfringens*, *Bordetella pertussis*, *Bacteriodes fragilis*, or *Pseudomonas aeruginosa*.

In one embodiment, the methods comprise administering to the mammal an effective amount of a non-antibacterial tetracycline, or a pharmaceutically acceptable salt thereof.

In another embodiment, the method comprises administering to the mammal an effective, non-antibacterial amount of an antibacterial tetracycline, or a pharmaceutically acceptable salt thereof.

5 In another embodiment, the method further includes administration of an antibiotic, along with the non-antibacterial or non-antibacterial amount of the tetracycline.

In an additional embodiment the tetracycline is administered before a vaccine is administered, at the same time that a vaccine is administered, or after a vaccine is administered.

10

DETAILED DESCRIPTION

The invention relates to treating conditions associated with a bacterial exotoxin with a tetracycline derivative. Tetracycline derivatives, for purposes of the invention, may be any tetracycline derivative.

15 In one embodiment of the invention, antibacterial tetracycline compounds are administered in a non-antibacterial amount. For this embodiment, the tetracycline derivative may be any such derivative having clinically significant antibacterial activity. Some examples of antibacterial tetracycline derivatives include tetracycline, as well as the 5-OH (oxytetracycline, e.g. terramycin™) and 7-Cl (chlorotetracycline, e.g., aureomycin™) derivatives, which exist in nature, are employed. Semisynthetic
20 tetracyclines, which include, for example, doxycycline, minocycline and sancycline, can also be used for this embodiment.

The amount of a tetracycline compound that has substantially no antibacterial activity is an amount that does not significantly prevent the growth of bacteria. For example, tetracycline compounds that have significant antibacterial activity may be
25 administered in an amount which is 10-80% of the antibacterial amount. More preferably, the antibacterial tetracycline compound is administered in an amount which is 40-70% of the antibacterial amount.

Some examples of antibacterial amounts of members of the tetracycline family include 100mg/day of doxycycline, 200mg/day of minocycline, 250mg of tetracycline four times a day, 1000mg/day of oxytetracycline, 600mg/day of demeclocycline and 600mg/day of lymecycline.

- 5 Examples of antibacterial tetracyclines administered in a non-antibacterial amount are depicted in Table 1, as follows:

Table 1

Drug	Maximum Non-Antimicrobial Dose	Plasma Antimicrobial Threshold Level
Doxycycline	20 mg b.i.d	1.0 mcg/mL
Minocycline	38 mg q.d.	0.8 mcg/mL
Tetracycline	60 mg q.d.	0.5 mcg/mL

- 10 Doxycycline administered at a 20 milligram dose twice daily is sold for the treatment of periodontal disease by CollaGenex Pharmaceuticals, Inc. of Newtown, Pennsylvania under the trademark Periostat ®.

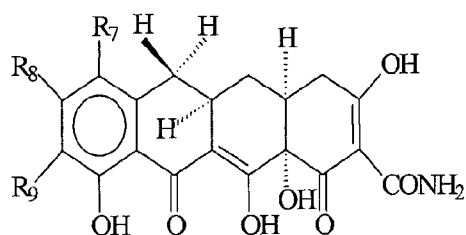
- 15 In another embodiment of the invention, non-antibacterial tetracycline compounds are administered. For this embodiment, a class of compounds has been defined which are structurally related to the antibiotic tetracyclines, but which have had their antibiotic activity substantially or completely eliminated by chemical modification. Substantial elimination of antibiotic activity occurs when the antibiotic activity is ten times less than that of tetracycline, and preferably five times less than that of doxycycline.

- 20 One such group of chemically modified nonantibacterial tetracyclines (CMT's) includes any of the antibacterial 4-dedimethylaminotetracycline derivatives. Some examples of non-antibacterial tetracyclines include those compounds disclosed generically or specifically in co-pending U.S. patent application serial no. 09/573,654 filed on May 18, 2000, which are herein incorporated by reference.

Some examples of suitable 4-dedimethylaminotetracycline derivatives include the following general formulae (I) through (IV):

General Formula (I)

Structure A represents the 4-dedimethylaminotetracycline (CMT-3) derivatives



Structure A

5

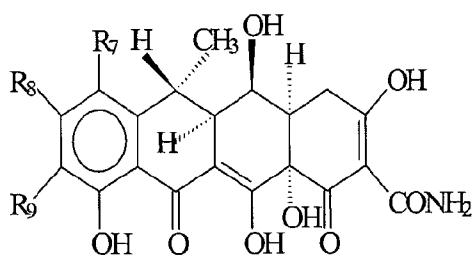
wherein R7, R8, and R9 taken together in each case, have the following meanings:

	<u>R7</u>	<u>R8</u>	<u>R9</u>
	azido	hydrogen	hydrogen
10	dimethylamino	hydrogen	azido
	hydrogen	hydrogen	azido
	dimethylamino	hydrogen	amino
	acylamino	hydrogen	hydrogen
	amino	hydrogen	nitro
15	hydrogen	hydrogen	(N,Ndimethyl)glycylamino
	amino	hydrogen	amino
	hydrogen	hydrogen	ethoxythiocarbonylthio
	dimethylamino	hydrogen	acylamino
	dimethylamino	hydrogen	diazonium
20	dimethylamino	chloro	amino
	hydrogen	chloro	amino
	amino	chloro	amino
	acylamino	chloro	acylamino

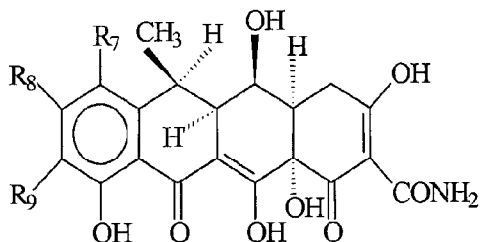
		amino	chloro	hydrogen
		acylamino	chloro	hydrogen
		monoalkylamino	chloro	amino
		nitro	chloro	amino
5		dimethylamino	chloro	acylamino
		dimethylamino	chloro	dimethylamino
		acylamino	hydrogen	hydrogen
		hydrogen	hydrogen	acylamino
	(CMT-301)	bromo	hydrogen	hydrogen
10	(CMT-302)	nitro	hydrogen	hydrogen
	(CMT-303)	hydrogen	hydrogen	nitro
	(CMT-304)	acetamido	hydrogen	hydrogen
	(CMT-305)	hydrogen	hydrogen	acetamido
	(CMT-306)	hydrogen	hydrogen	dimethylamino
15	(CMT-307)	amino	hydrogen	hydrogen
	(CMT-308)	hydrogen	hydrogen	amino
	(CMT-309)	hydrogen	hydrogen	dimethylaminoacetamido
	(CMT-310)	dimethylamino	hydrogen	hydrogen
	(CMT-311)	hydrogen	hydrogen	palmitamide
20				
		<u>R7</u>	<u>R8</u>	<u>R9</u>
				<u>R2</u>
	(CMT-312)	hydrogen	hydrogen	hydrogen
	(CMT-313)	hydrogen	hydrogen	hydrogen
25	(CMT-314)	hydrogen	hydrogen	hydrogen
	(CMT-315)	hydrogen	hydrogen	hydrogen

General Formula (II)

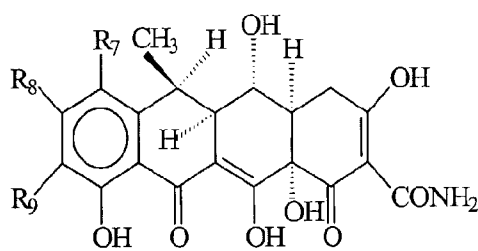
Structures B through E represent the 4-dedimethylaminodoxycycline (CMT-8) derivatives



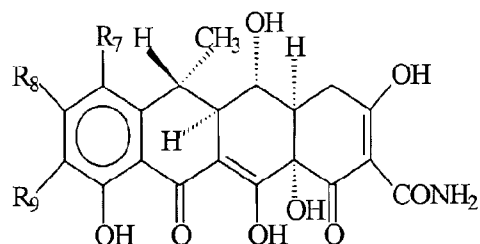
Structure B



Structure C



Structure D



Structure E

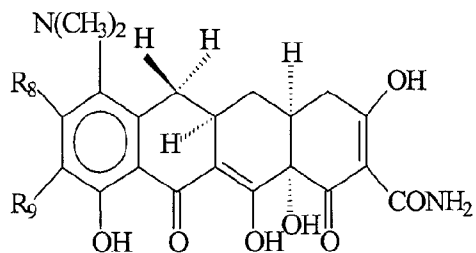
5 wherein R7, R8, and R9 taken together in each case, have the following meanings:

R7	R8	R9
azido	hydrogen	hydrogen
dimethylamino	hydrogen	azido
hydrogen	hydrogen	azido
dimethylamino	hydrogen	amino

	acylamino		hydrogen	hydrogen
	hydrogen		hydrogen	acylamino
	amino		hydrogen	nitro
	hydrogen		hydrogen	(N,N-dimethyl)glycylamino
5	amino		hydrogen	amino
	hydrogen		hydrogen	ethoxythiocarbonylthio
	dimethylamino		hydrogen	acylamino
	hydrogen		hydrogen	diazonium
	diazonium		hydrogen	hydrogen
10	ethoxythiocarbonylthio		hydrogen	hydrogen
	dimethylamino		chloro	amino
	amino		chloro	amino
	acylamino		chloro	acylamino
	hydrogen		chloro	amino
15	amino		chloro	hydrogen
	acylamino		chloro	hydrogen
	monoalkylamino		chloro	amino
	nitro		chloro	amino
	(CMT-801) hydrogen		hydrogen	acetamido
20	(CMT-802) hydrogen		hydrogen	dimethylaminoacetamido
	(CMT-803) hydrogen		hydrogen	palmitamide
	(CMT-804) hydrogen		hydrogen	nitro
	(CMT-805) hydrogen		hydrogen	amino
	(CMT-806) hydrogen		hydrogen	dimethylamino
25				
	<u>R7</u>	<u>R8</u>	<u>R9</u>	<u>R2</u>
	(CMT-807) hydrogen	hydrogen	hydrogen	CONHCH ₂ -pyrrolidin-1-yl
	(CMT-808) hydrogen	hydrogen	hydrogen	CONHCH ₂ -piperadin-1-yl
	(CMT-809) hydrogen	hydrogen	hydrogen	CONHCH ₂ -piperazine-1-yl
30				

General Formula (III)

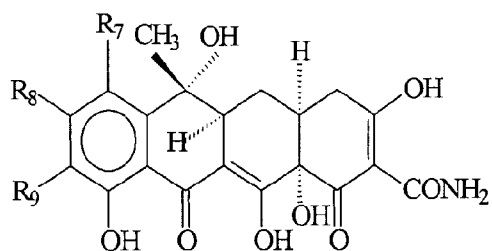
Structure F represents the 4-dedimethylaminominocycline (CMT-10) derivatives



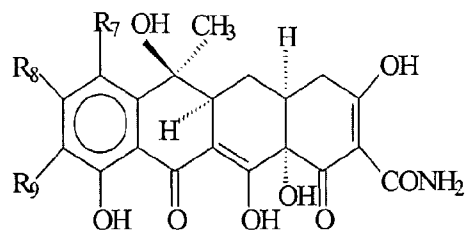
Structure F

- wherein R8 is hydrogen or halogen and R9 is selected from the group consisting of nitro (CMT-1002), (N,N-dimethyl)glycylamino, ethoxythiocarbonylthio. A
- 5 compound related to structure F has a 7-trimethylammonium group instead of the 7-diemthylamino group, i.e. 7-trimethylammoniumsancycline (CMT-1001), and

General Formula (IV)



Structure G



Structure H

wherein R7, R8, and R9 taken together in each case, have the following meanings:

	<u>R7</u>	<u>R8</u>	<u>R9</u>
	amino	hydrogen	hydrogen
5	nitro	hydrogen	hydrogen
	azido	hydrogen	hydrogen
	dimethylamino	hydrogen	azido
	hydrogen	hydrogen	amino
	hydrogen	hydrogen	azido
10	hydrogen	hydrogen	nitro
	bromo	hydrogen	hydrogen
	dimethylamino	hydrogen	amino
	acylamino	hydrogen	hydrogen
	hydrogen	hydrogen	acylamino
15	amino	hydrogen	nitro
	hydrogen	hydrogen	(N,N-dimethyl)glycylamino
	amino	hydrogen	amino
	diethylamino	hydrogen	hydrogen
	hydrogen	hydrogen	ethoxythiocarbonylthio
20	dimethylamino	hydrogen	methylamino
	dimethylamino	hydrogen	acylamino
	dimethylamino	chloro	amino
	amino	chloro	amino
	acylamino	chloro	acylamino
25	hydrogen	chloro	amino
	amino	chloro	hydrogen
	acylamino	chloro	hydrogen
	monoalkylamino	chloro	amino
	nitro	chloro	amino
30			

Additional CMT's for purposes of the invention include, 4-dedimethylaminotetracycline (CMT-1), include tetracycline nitrile (CMT-2), 4-

dedimethylaminochlorotetracycline (CMT-4), 4-dedimethylamino-4-hydroxytetracycline (CMT-6), 2a-dehydroxy-4-dedimethylaminotetracycline (CMT-7), and 1-deoxy-12a-dehydroxy-4-dedimethylaminotetracycline (CMT-9).

Non-antibacterial tetracycline compounds can be used in higher amounts than
5 antibacterial tetracyclines, while avoiding the indiscriminate killing of bacteria, and the emergence of resistant bacteria. For example, 6-demethyl-6-deoxy-4-dedimethylaminotetracycline (CMT-3) may be administered in doses of about 10 to about 20mg/day which produces serum levels in humans of about 1 μ g/ml, or 40 to about 200mg/day, or in amounts that result in serum levels in humans of about
10 1.55 μ g/ml to about 10 μ g/ml.

The chemically modified tetracyclines can be made by methods known in the art. See, for example, Mitscher, L.A., *The Chemistry of the Tetracycline Antibiotics*, Marcel Dekker, New York (1978), Ch. 6, and U.S. Patents 4,704,383 and 5,532,227.

The invention also includes pharmaceutically acceptable salts of the above
15 disclosed compounds. The present invention embraces salts, including acid-addition and metal salts, of the 4-dedimethylaminotetracycline compounds described herein. Such salts are formed by well known procedures. By "pharmaceutically acceptable" is meant those salt-forming acids and metals which do not substantially contribute to the toxicity of the compound.

20 Some examples of suitable salts include salts of mineral acids such as hydrochloric, hydriodic, hydrobromic, phosphoric, metaphosphoric, nitric and sulfuric acids, as well as salts of organic acids such as tartaric, acetic, citric, malic, benzoic, glycollic, gluconic, gulonic, succinic, arylsulfonic, e.g. p-toluenesulfonic acids, and the like.

25 After preparation, the novel compounds of the present invention can be conveniently purified by standard methods known in the art. Some suitable examples include crystallization from a suitable solvent or partition-column chromatography.

The preferred pharmaceutical composition for use in the method of the invention includes a combination of the tetracycline compound in a suitable

pharmaceutical carrier (vehicle) or excipient as understood by practitioners in the art. Examples of carriers and excipients include starch, milk, sugar, certain types of clay, gelatin, stearic acid or salts thereof, magnesium or calcium stearate, talc, vegetable fats or oils, gums and glycols.

5 The tetracycline compound may be administered to mammals by sustained release, as is known in the art. Sustained release administration is a method of drug delivery to achieve a certain level of the drug over a particular period of time. The level typically is measured by serum concentration.

10 The tetracycline compounds of the invention may be administered systemically. Systemic administration can be enteral or parenteral. Enteral administration is a preferred route of delivery of the tetracycline, and compositions including the tetracycline compound with appropriate diluents, carriers, and the like are readily formulated. Liquid or solid (e.g., tablets, gelatin capsules) formulations can be employed.

15 Administration can also be accomplished by a nebulizer or liquid mist. Nebulization is a preferred route of delivery of the tetracycline in situations where the respiratory system is particularly infected, for example, in the case of inhalation anthrax. By utilizing a nebulizer, the tetracycline is taken directly into the individuals respiratory system through inspiration.

20 Parenteral administration of the tetracycline compounds of the invention (e.g., intravenous, intramuscular, subcutaneous injection) is also contemplated. Formulations using conventional diluents, carriers, etc. such as are known in the art can be employed to deliver the compound.

25 Alternatively, delivery of the tetracycline compounds includes topical application. Topical administration is suitable in cutaneous infections such as, for example, cutaneous anthrax. Compositions deemed to be suited for such topical use include gels, salves, lotions, ointments and the like. Controlled release delivery of topical tetracyclines can be employed such as those currently used in dentistry such as ATRIDOX® (controlled release of topical doxycycline) and ARESTIN® (controlled
30 release of topical minocycline).

The amount of tetracycline compound administered is any amount effective for reducing or inhibiting conditions associated with a bacterial exotoxin in the infected mammal. The actual preferred amounts of tetracycline compound in a specified case will vary according to the particular compositions formulated, the mode
5 of application, and the particular subject being treated. The appropriate dose of the tetracycline compound can readily be determined by those skilled on the art.

The minimal amount of the tetracycline compound administered to a human is the lowest amount capable of providing effective treatment of the conditions. Effective treatment is a reduction or inhibition of the conditions, a reduction or
10 inhibition of tissue destruction and/or prevention of death, of the mammal.

The maximal amount for a mammal is the highest amount that does not cause undesirable or intolerable side effects. Such doses can be readily determined by those skilled in the art. For example, CMTs can be systemically administered in a mammal in an amount of from about 0.05mg/kg/day to about 60mg/kg/day, and preferably
15 from about 0.3mg/kg/day to about 18mg/kg/day. The practitioner is guided by skill and knowledge in the field, and the present invention includes, without limitation, dosages that are effective to achieve the desired antibacterial activity.

The appropriate dose of the tetracycline compound for topical administration can also be readily determined by those skilled in the art. For example, topical
20 administration of CMTs in amounts of up to about 25% (w/w) in a vehicle can be administered without any toxicity in a human. Amounts from about 0.1% to about 10% are preferred.

The tetracyclines of the present invention protect mammals at risk of acquiring a condition associated with the bacterial exotoxins calmodulin and/or
25 metalloproteinase. Calmodulin exotoxin, otherwise known as adenylate cyclase toxin, catalyzes the conversion of ATP to cAMP. One example of a calmodulin exotoxin is the edema factor (EF) of anthrax (caused by *Bacillus anthracis*).

Metalloproteinase exotoxin is a peptide hydrolase which uses a metal, such as zinc, in the catalytic mechanism. For example, the lethal factor (LF) of anthrax is a
30 zinc metalloproteinase exotoxin.

Many bacteria produce such exotoxins as part of their life cycle. For example, *Clostridium perfringens*, *Bordetella pertussis*, *Bacteriodes fragilis* and *Pseudomonas aeruginosa* are bacteria other than *Bacillus anthracis* that produce exotoxins.

5 A mammal which can benefit from the methods of the present invention could be any mammal. Categories of mammals include, for example, humans, farm animals, domestic animals, laboratory animals, etc. Some examples of farm animals include cows, pigs, horses, goats, etc. Some examples of domestic animals include dogs, cats, etc. Some examples of laboratory animals include rats, mice, rabbits, guinea pigs, etc.

10 A mammal at risk of acquiring a condition associated with a bacteria that produces a calmodulin exotoxin or a metalloproteinase exotoxin, or both, includes mammals that have been, are suspected of having been, or are expected to be exposed to, or infected with, a bacteria that produces such exotoxins. Mammals that may have been exposed to a bacteria that produces a calmodulin exotoxin or a metalloproteinase
15 exotoxin, or both, include, for example, military personnel, individuals that handle animal skins, individuals that live in endemic areas, health care professionals who may treat or have treated infected individuals, and individuals that have been in contact with, or in the vicinity of, an area that has tested positive for the presence of such bacteria.

20 The methods of the invention can also include administration of an antibiotic, such as ciprofloxacin or doxycycline, to an individual having a condition associated with bacteria that produce a calmodulin exotoxin, a metalloproteinase exotoxin, or both, along with the tetracycline. The antibiotic can be administered before, concurrently, or after the tetracycline is administered.

25 In one embodiment, the mammal may have received, or may be scheduled to receive, a vaccine against a bacteria that produces a calmodulin or metalloproteinase exotoxin, or both. The tetracyclines of the present invention can be administered before, during or after a vaccine against a bacteria that produces a calmodulin or metalloproteinase exotoxin, or both is administered.

2003226112 04 Mar 2008

-17-

The tetracyclines of the present invention provide a host with protection against conditions associated with the metalloproteinase and/or calmodulin bacterial exotoxins. Conditions associated with these bacterial exotoxins include, but are not limited to, the reactions that occur once a bacterium enters the host.

Examples of such conditions include hemolysis, inhibition of protein synthesis, flaccid paralysis, spastic paralysis, emesis, inflammation, fever, shock, localized erythematous reactions, tissue destruction, diarrhoea and other conditions as are known in the art, including death.

Throughout this specification and the claims which follow, unless the context requires otherwise, the word "comprise", and variations such as "comprises" and "comprising", will be understood to imply the inclusion of a stated integer or step or group of integers or steps but not the exclusion of any other integer or step or group of integers or steps.

The reference in this specification to any prior publication (or information derived from it), or to any matter which is known, is not, and should not be taken as an acknowledgment or admission or any form of suggestion that that prior publication (or information derived from it) or known matter forms part of the common general knowledge in the field of endeavour to which this specification relates.

2003226112 04 Mar 2008

-18-

THE CLAIMS DEFINING THE INVENTION ARE AS FOLLOWS:

1. A method for protecting a mammal at risk of acquiring a condition associated with bacteria that produce a calmodulin exotoxin, a metalloproteinase exotoxin, or both, the method comprising administering to the mammal an effective amount of a non-antibacterial tetracycline, or a pharmaceutically acceptable salt thereof.

2. A method for treating a mammal having a condition associated with bacteria that produce a calmodulin exotoxin, a metalloproteinase exotoxin, or both, the method comprising administering to the mammal an effective amount of a non-antibacterial tetracycline, or a pharmaceutically acceptable salt thereof.

3. A method for protecting a mammal at risk of acquiring a condition associated with bacteria that produce a calmodulin or a metalloproteinase exotoxin, or both, the method comprising administering to the mammal an effective, non-antibacterial amount of an antibacterial tetracycline, or a pharmaceutically acceptable salt thereof.

4. A method for treating a mammal having a condition associated with bacteria that produce a calmodulin or a metalloproteinase exotoxin, or both, the method comprising administering to the mammal an effective, non-antibacterial amount of an antibacterial tetracycline, or a pharmaceutically acceptable salt thereof.

5. A method of protecting a mammal that has received or is scheduled to receive a vaccine against a bacteria that produces a calmodulin exotoxin, a metalloproteinase exotoxin, or both, the method comprising administering to the mammal an effective amount of a non-antibacterial tetracycline, or a pharmaceutically acceptable salt thereof.

6. A method of protecting a mammal that has received or is scheduled to receive a vaccine against a bacteria that produces a calmodulin exotoxin, a metalloproteinase exotoxin, or both, the method comprising administering to the mammal

2003226112 04 Mar 2008

-19-

an effective, non-antibacterial amount of an antibacterial tetracycline, or a pharmaceutically acceptable salt thereof.

7. The method of any one of Claims 1 to 6, wherein the bacteria is selected from the group consisting of *Bacillus anthracis*, *Clostridium perfringens*, *Bordetella pertussis*, *Bacteriodes fragilis*, or *Pseudomonas aeruginosa*.

8. The method of any one of Claims 1 to 7, wherein the bacteria is *Bacillus anthracis*.

9. The method of any one of Claims 1 to 8, wherein the bacteria produces a calmodulin exotoxin.

10. The method of any one of Claims 1 to 9, wherein the bacteria produces a metalloproteinase exotoxin.

11. The method of any one of Claims 1, 2, 5 or 7 to 10, wherein the tetracycline is selected from the group consisting of CMT-1, CMT-2, CMT-4, CMT-6, CMT-7 or CMT-9, or pharmaceutically acceptable salts thereof.

12. The method of any one of Claims 1, 2, 5 or 7 to 10, wherein the tetracycline is selected from the group consisting of CMT-3, or its analogs, or pharmaceutically acceptable salts thereof.

13. The method according to any one of Claims 1, 2, 5 or 7 to 10, wherein the tetracycline is selected from the group consisting of CMT-8, or its analogs, or pharmaceutically acceptable salts thereof.

14. The method according to any one of Claims 1, 2, 5 or 7 to 10, wherein the tetracycline is selected from the group consisting of CMT-10, or its analogs, or pharmaceutically acceptable salts thereof.

2003226112 04 Mar 2008

-20-

15. The method according to any one of Claims 2, 5 or 7 to 14, further comprising an administering an antibiotic.

16. The method according to Claim 15, wherein the antibiotic is ciprofloxacin.

17. The method according to Claim 15 or Claim 16, wherein the antibiotic is doxycycline.

18. The method according to any one of Claims 3, 4, or 6 to 17, wherein the tetracycline is selected from the group consisting of terramycin, aureomycin, doxycycline, minocycline, tetracycline, oxytetracycline, chlortetracycline, demeclocycline, lymecycline, or pharmaceutically acceptable salts thereof.

19. The method according to Claim 5 or Claim 6, wherein the tetracycline is administered before the vaccine is administered.

20. The method according to Claim 5 or Claim 6, wherein the tetracycline is administered at the same time that the vaccine is administered.

21. The method according to Claim 5 or Claim 6, wherein the tetracycline is administered after the vaccine is administered.

22. A method according to any one of Claims 1 to 6, substantially as herein described with reference to the description.