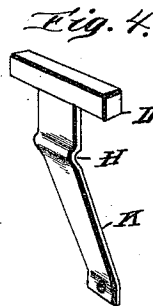
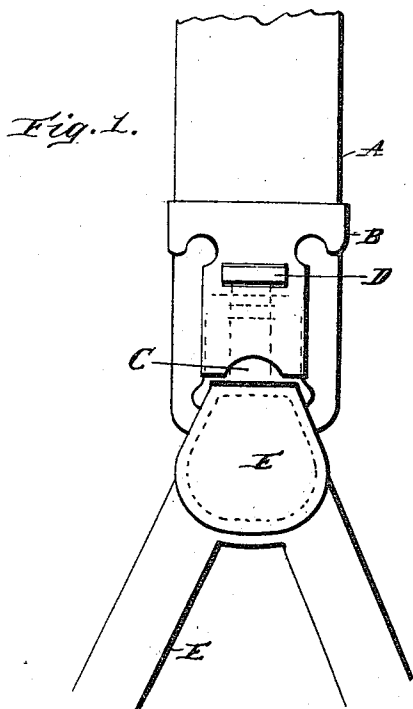


(No Model.)

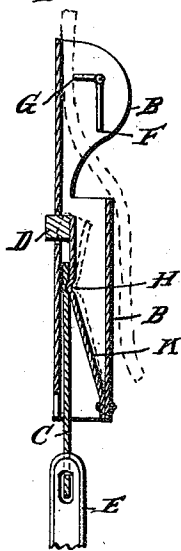
G. COOK.  
SUSPENDER BUCKLE.

No. 441,285.

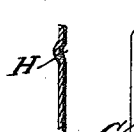
Patented Nov. 25, 1890.



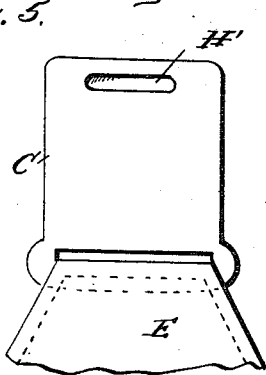
*Fig. 3.*



*Fig. 5.*



*Fig. 2.*



Witnesses:

*Chas. H. ...*  
*James ...*

Inventor

*Gustave Cook*  
By  
*W.R. Stringfellow*  
Attorney

# UNITED STATES PATENT OFFICE.

GUSTAVE COOK, OF NEW ORLEANS, LOUISIANA, ASSIGNOR TO ABRAHAM ROSENFIELD, OF SAME PLACE.

## SUSPENDER-BUCKLE.

SPECIFICATION forming part of Letters Patent No. 441,285, dated November 25, 1890.

Application filed February 3, 1890. Serial No. 338,951. (No model.)

*To all whom it may concern:*

Be it known that I, GUSTAVE COOK, a citizen of the United States, residing at New Orleans, in the parish of Orleans and State of Louisiana, have invented certain new and useful Improvements in a Suspender-Buckle; and I do declare the following to be a full, clear, and exact description of the invention, such as will enable others skilled in the art to which it appertains to make and use the same.

My invention relates to an improvement in a suspender-buckle, and the novelty will be fully understood from the following description and drawings, and the objects of my invention are to provide an automatic buckle for a suspender.

Figure 1 is a front view of a portion of a suspender-web and button-hole straps, with my improved buckle in position thereon. Fig. 2 is a rear view of the tongue carried by the button-hole straps. Fig. 3 is a vertical central sectional view of the buckle, showing the tongue secured therein. Fig. 4 is a perspective view of the spring-catch or fastening device, and Fig. 5 is a sectional detail view of the tongue.

Similar letters refer to similar parts throughout the several views.

In the drawings, A represents the suspender-web; B, the suspender-buckle; C, the tongue of buckle; D, a metal plate or shoulder on the upper end of the spring K, which is adapted to enter a slot in the buckle-frame, as shown; E, the suspender-straps; F, the rear portion of the buckle B, and G the teeth for holding buckle to suspender-web.

H' is an indentation placed on tongue C, and when the tongue C is inserted within the buckle B comes in contact with a projection on spring K, and forms a lock or fastening, and holds the straps E in a secure position, but by simply pressing upon the plate D the tongue C is released. The buckles B may be also attached to the web A, so as to form a

fastening for the rear straps of a pair of suspenders.

A striking advantage of my device is the summary manner in which the straps may be attached or detached to a pair of suspenders.

I am aware that it is not new to provide a buckle with a socket or female section, having a slot in one of its walls for the passage of a knob or finger-piece, and to arrange within said section a spring having its free end adapted to engage teeth on a slotted tongue, which enters said socket and straddles the shank of the knob or finger-piece, but I am not aware that any one has ever provided a locking-tongue such as I have shown, bent in an angular manner and formed with the indentation H, and provided at its upper end with a shoulder adapted to move from within the socket outwardly through a slot therein, and to provide a tongue to be engaged by the indentation or bend in the spring fastening or catch.

Having described my invention, what I claim, and desire to secure by Letters Patent, is—

The combination, with the buckle-frame, having its front wall slotted transversely, as shown, of the spring-catch K, bent angularly and formed with the indentation H, and at its extreme upper end carrying the bar D, adapted to move from within outwardly in the buckle-frame and through the slot thereof, and at its lower end secured to the outer lower wall of said frame, and the plain tongue having the indentation to receive the portion H of the spring-catch, substantially as specified.

In testimony whereof I affix my signature in presence of two witnesses.

GUSTAVE COOK.

Witnesses:

P. A. SHUNKER,  
PERCY D. PARKS.