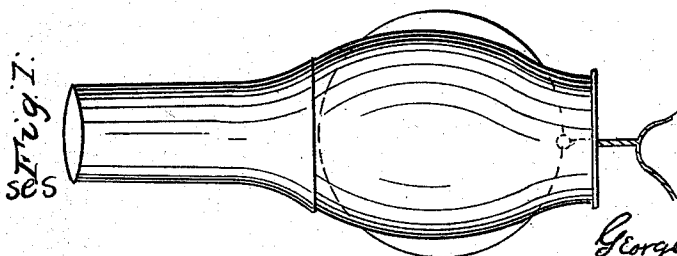
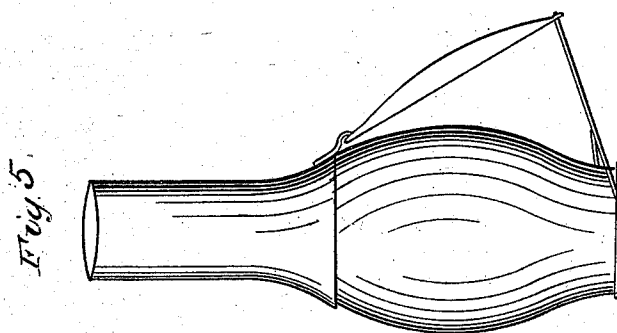

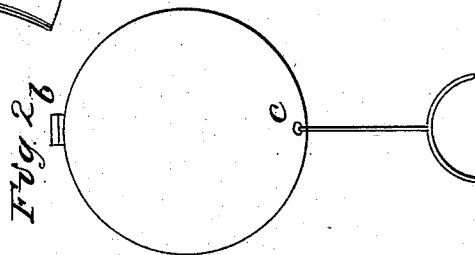
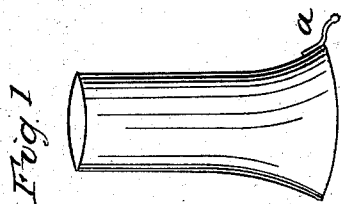


G. F. J. COLBURN.
Lamp Chimney Protector.

No. 35,507.

Patented June 10, 1862.



Witnesses
Edward B. Wilder
Wm. H. Colburn

Inventor
George J. Colburn

UNITED STATES PATENT OFFICE.

GEORGE F. J. COLBURN, OF NEWARK, NEW JERSEY.

LAMP-REFLECTOR AND CHIMNEY-PROTECTOR.

Specification forming part of Letters Patent No. 35,507, dated June 10, 1862.

To all whom it may concern:

Be it known that I, GEORGE F. J. COLBURN, of the city of Newark, county of Essex, State of New Jersey, have invented a new and Improved Shield and Reflector for Lamp-Chimneys; and I do hereby declare that the following is a full and exact description thereof, reference being had to the accompanying drawings, forming part of this specification.

The nature of my invention consists in applying to the upper or draft portion of a glass lamp-chimney as a covering a metal tube so constructed as to act as a shield to protect the glass portion from being cracked or checked while in a heated state by the action of the external air, causing it to become cool too suddenly. I also construct the lower portion of this shield or tube in such a manner that there can be attached a piece of metal of such dimensions as will serve as a reflector and shade, to enhance the quantity of light, and to protect the eyes, and so suspended as to throw the light in any required direction.

To enable others to make and use my invention, I will describe its operation and construction.

I take a piece of metal of the required shape and dimensions and form it into a tube by soldering, clamping, spinning, or otherwise giving it a shape best adapted to fit the form of the upper section of the ordinary glass chimney. This shield or tube is shown by Figure 1 in the drawings. At letter *a* of the lower portion is attached a hinge or other device, to which I attach the metal or other portion, acting as a reflector.

Fig. 2 shows the reflector, made of a piece of metal or other material suitable for the purpose polished or burnished on the side next

to the glass and of such dimensions as will serve to throw the light where required, and also to act as a shade to the eyes when the unpolished surface is turned toward them. Letter *b*, Fig. 2, shows the hinge portion connecting this section with the tube portion, Fig. 1. Letter *c* of the same section shows the connection of a piece of metal attached as a brace or guide to elevate or depress the reflector and sustain it any angle required.

Fig. 3 is the cap or shield and reflector united, also the brace; Fig. 4, the mode of application, being a front view of the chimney, with the several parts in position and ready for use. Fig. 5 is a side view of the same reflector at an angle, supported by the brace.

This apparatus forms a combination that will prove of great value and service to those using lamp chimneys. It is readily applied by slipping the tube portion over the draft portion of the chimney, the lower edge of the tube resting upon the bulb or lower glass portion.

I am aware that a patent has been granted for the arrangement of a metal tube with a bulb of glass constituting a lamp-chimney, and also that reflectors have been placed behind lamp-chimneys supported by various devices unconnected with the chimney. I therefore disclaim such arrangements.

What I claim as my invention, and desire to secure by Letters Patent, is—

The arrangement and construction of a metal shield and reflector for lamp-chimneys, in the manner and for the purpose specified.

GEORGE F. J. COLBURN.

Witnesses:

ENOS RUNYON,
ROBT. I. BEACH.