US00D613446S

(12) United States Design Patent

Raggi

(10) Patent No.: US D613,446 S
(45) Date of Patent: ** Apr. 6, 2010

(54) **LAMP**

(75) Inventor: **Franco Raggi**, Milan (IT)

(73) Assignee: **Barovier & Toso Vetrerie Artistiche Riunite S.R.L.**, Murano (IT)

(**) Term: **14 Years**

(21) Appl. No.: **29/311,828**

(22) Filed: **Jul. 6, 2009**

Related U.S. Application Data

(62) Division of application No. 29/300,176, filed on Feb. 28, 2008.

(30) **Foreign Application Priority Data**

Feb. 20, 2008 (EM) 000881271

(51) **LOC (9) Cl.** **26-03**
(52) **U.S. Cl.** **D26/81**
(58) **Field of Classification Search** D26/72, D26/81–86, 88–91; 362/147, 404–408, 443, 362/457
See application file for complete search history.

(56) **References Cited**

U.S. PATENT DOCUMENTS

D63,523 S * 12/1923 Warman D26/81
D63,527 S * 12/1923 Warman D26/81
D374,101 S * 9/1996 Benghozi D26/81
D400,282 S * 10/1998 Stewart D26/86
D514,729 S * 2/2006 Chen D26/81
D517,240 S * 3/2006 Yando D26/142
D539,962 S * 4/2007 Hsu D26/81
D552,288 S * 10/2007 De'Armond D26/81
D557,441 S * 12/2007 Hsu D26/83
D574,108 S * 7/2008 Yando et al. D26/144
D576,335 S * 9/2008 Chandler D26/81

* cited by examiner

Primary Examiner—Clare E Heflin
(74) *Attorney, Agent, or Firm*—Hoffman, Wasson & Gitler, P.C.

(57) **CLAIM**

The ornamental design for a lamp, as shown, and described.

DESCRIPTION

FIG. **1** is a front view of the lamp;

FIG. **2** is a side view of the lamp;

FIG. **3** is a bottom view of the lamp;

FIG. **4** is a bottom perspective view of the lamp;

FIG. **5** is a top perspective view of the lamp; and,

FIG. **6** is a magnified view of a section of the lamp.

1 Claim, 6 Drawing Sheets

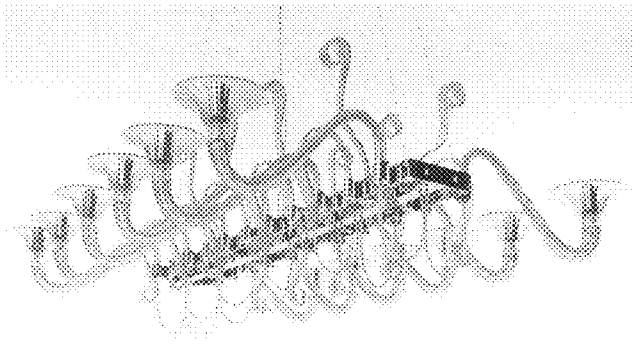



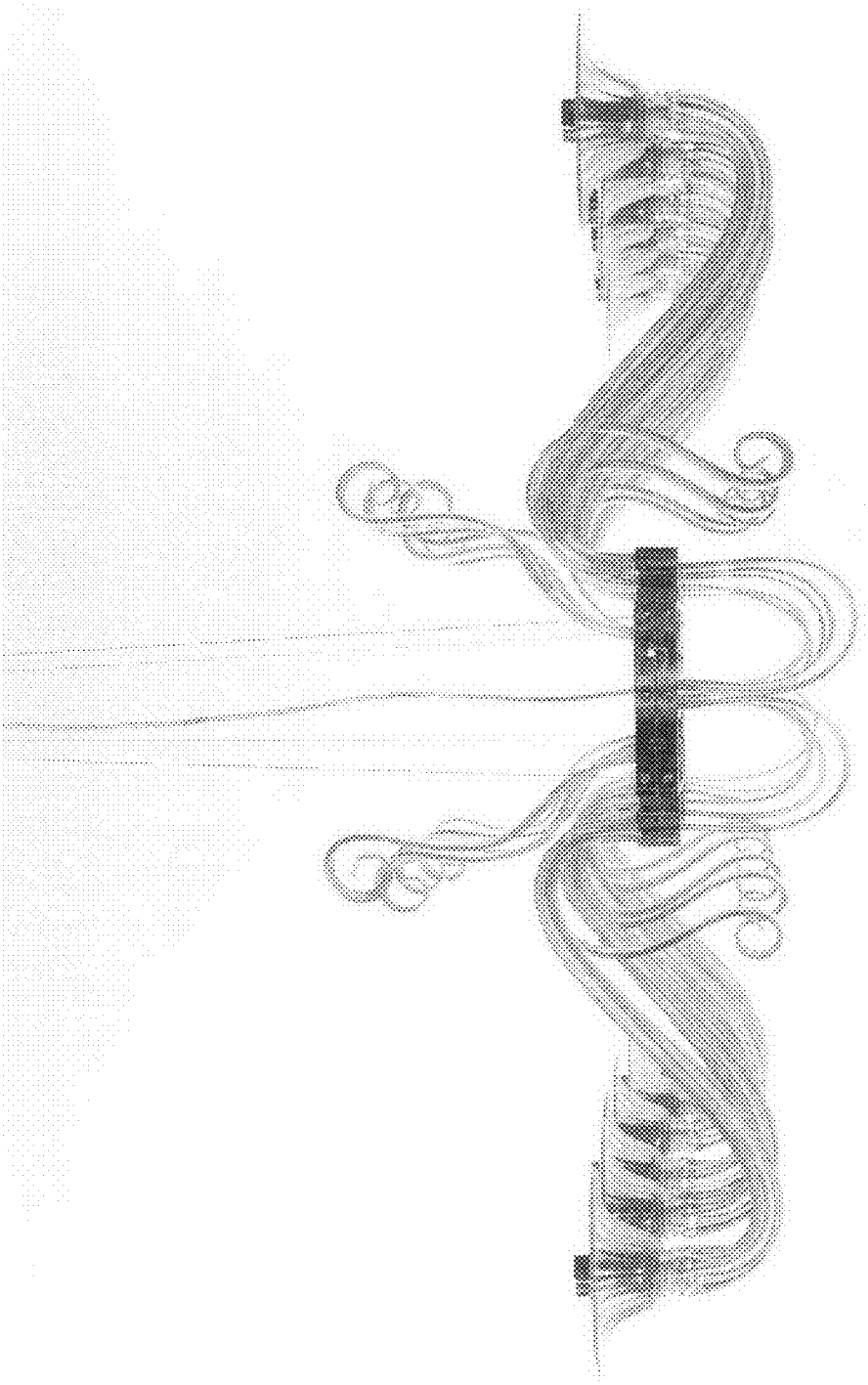

FIGURE 1

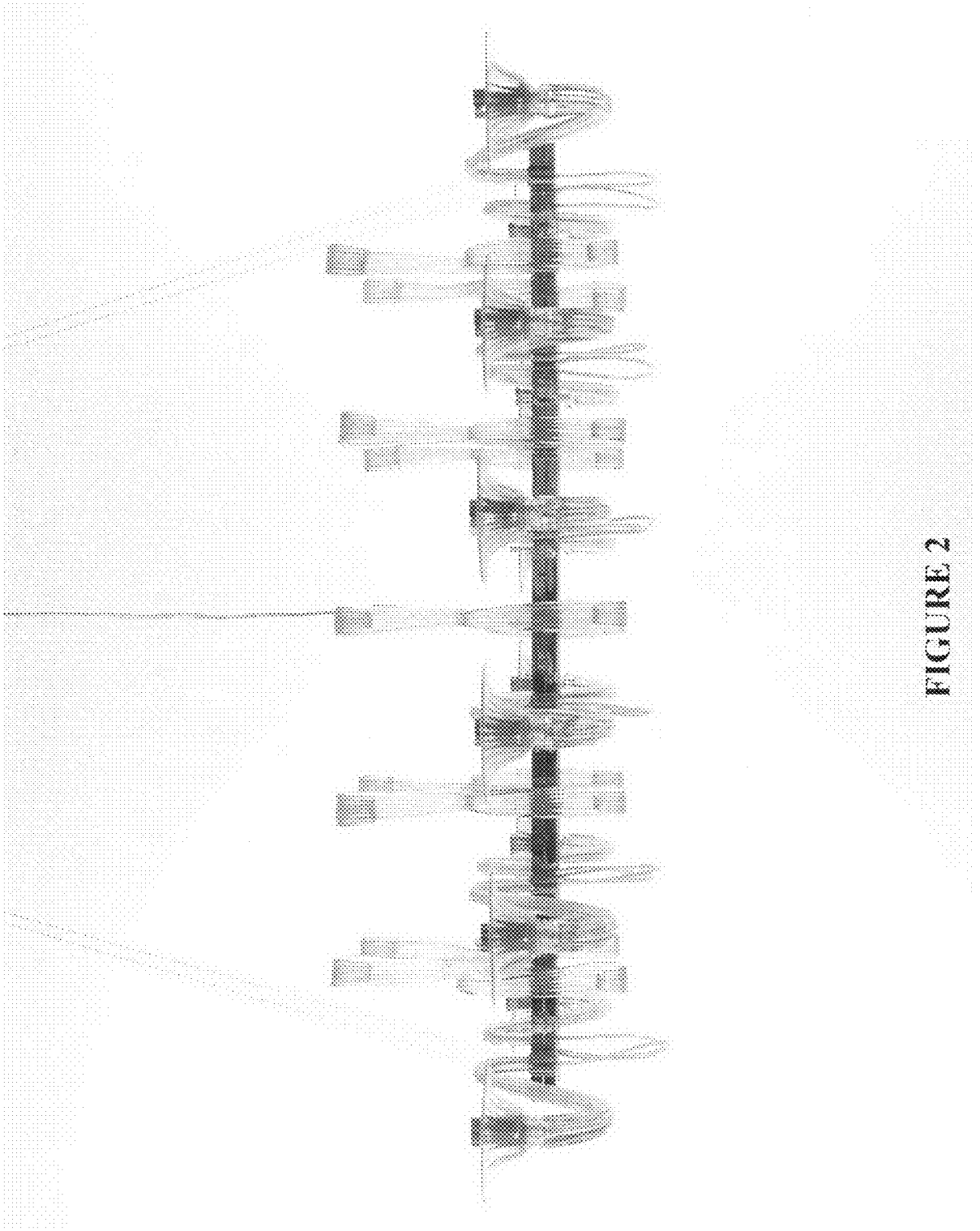

FIGURE 2

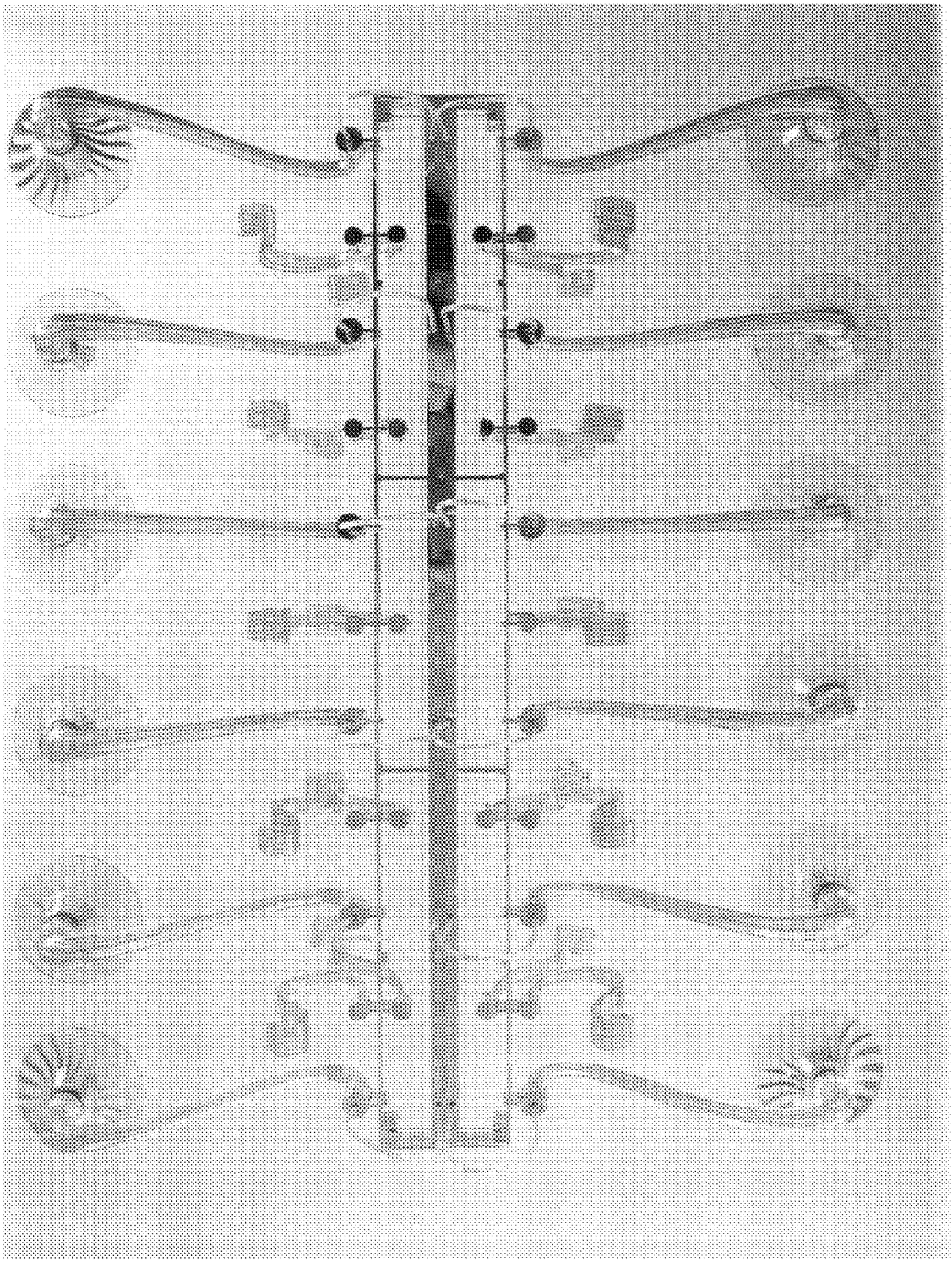

FIGURE 3



FIGURE 4

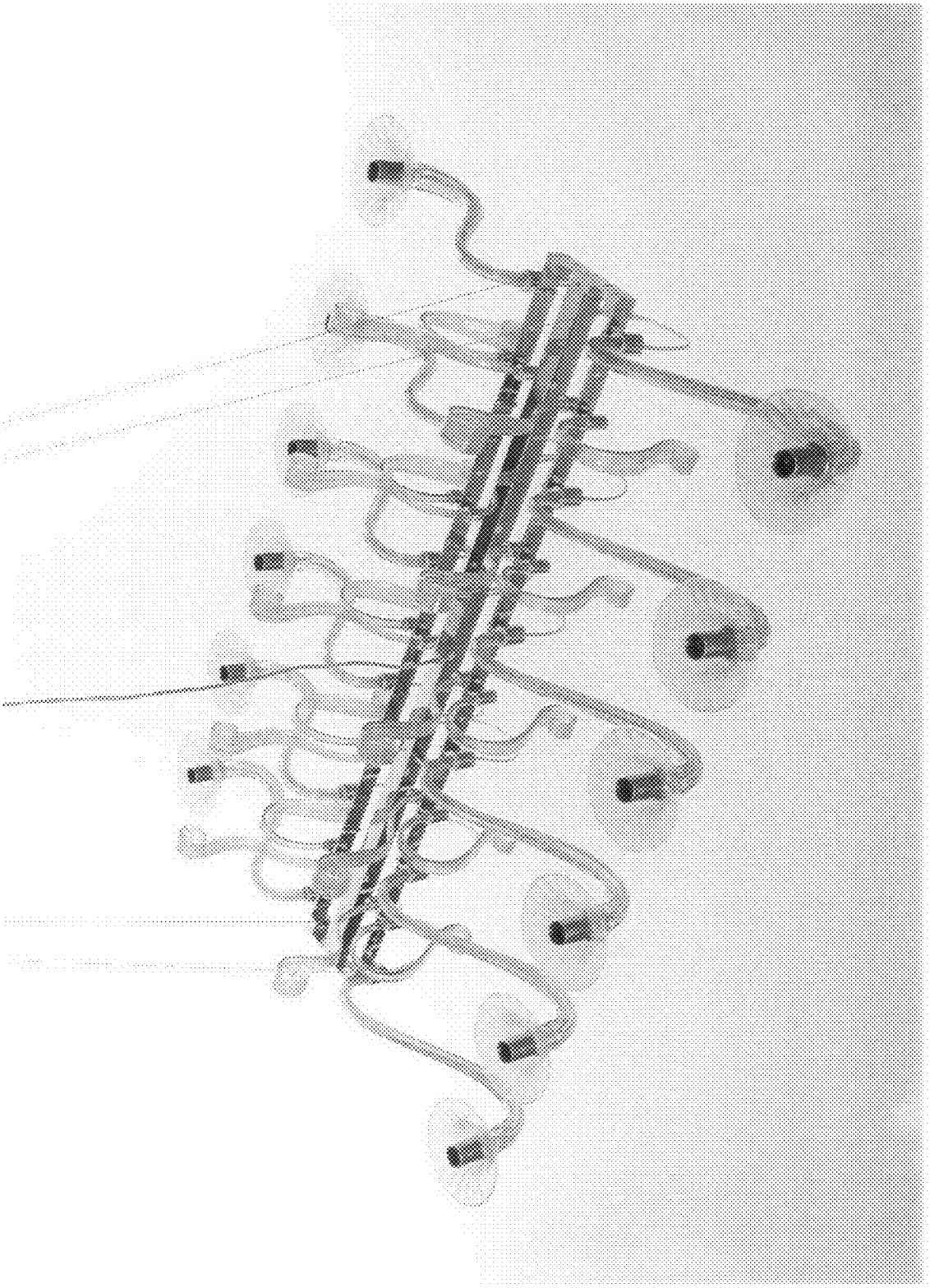

FIGURE 5



FIGURE 6