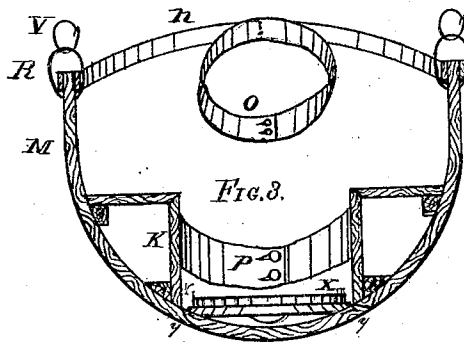
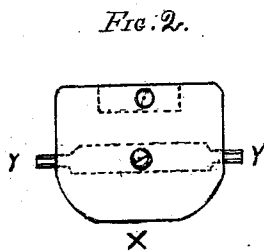
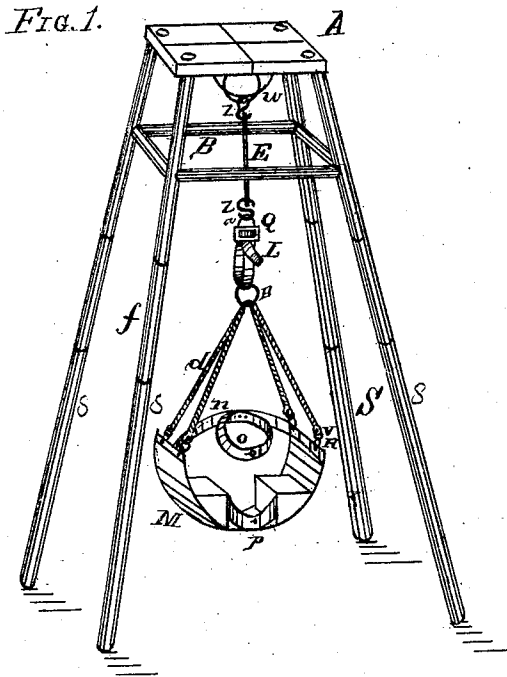


JANE E. WELLS.

Improvement in Baby-Jumpers.

No. 130,397.

Patented Aug. 13, 1872.



Witnesses.

W. C. Raymond
D. E. Carter

Inventor.

Jane E. Wells
By
Saml B. Mosko Attorney

UNITED STATES PATENT OFFICE.

JANE E. WELLS, OF CHICAGO, ILLINOIS.

IMPROVEMENT IN BABY-JUMPERS.

Specification forming part of Letters Patent No. 130,397, dated August 13, 1872.

Specification describing certain Improvements in Baby-Jumpers, invented by JANE E. WELLS, of Chicago, Cook county, Illinois.

My invention consists of a portable supporting-frame with a suspended seat, as shown in the accompanying drawing, Figure 1.

The supporting-frame is of pyramidal form, with three, four, or more standards or legs, S S S, a head-block, A, and braces B B, the whole designed to be easily portable and folded at pleasure into comparatively small space, but standing firmly when in use. The legs S are screwed or keyed into the head-block A, and have joints and slides *f f*, by which they may be shortened for packing and transportation. The head-block A is made in sections, corresponding in number to the legs, and hinged together so as to allow the legs to be folded together at the base; or made solid, with each leg hinged to the block, for the same purpose. The braces B B are attached to the legs S S by a hinge or loop at one end, the opposite end by a slot or snap and spring, this loose end being put down when the frame is folded. For convenience in folding and packing the legs may have any number of joints and slides; or, for economy in construction, be dispensed with altogether. The seat M is a light half hoop, with circular back-brace *n*. A belt, *o*, secured to brace *n* at its center, passes forward under the infant's arms, fastening in front; and side supports within the hoop M, as at P P, Fig. 3, fit snugly to the hips, having bands *p p*, secured at *k k*, coming forward and fastening over the abdomen. The seat-bottom *x* hangs on pivots, as shown at *y y*, Fig. 2, and may incline downward in front, but is prevented from inclining backward by a stop attached to the hoop M upon the back side. It is also removable at pleasure. The hoop M is

furnished with supporting-rings R R caught by snaps or hooks *v v*, from which the cords *d d* pass up and through the ring H. The strap L, with slides or buckles, connects H to the ring *a*. A wire or rubber spring, E, is joined at its lower end to the ring *a* by a hook, Z, and suspended at its upper end by a hook, Z Z, to a double wire loop depending underneath the head-block A, as shown at W W, Fig. 1.

This machine may be operated by an infant from the time it can sit erect until it walks. The frame being first secured in pyramidal position by the braces B B, the infant is placed sitting in the hoop M, with the strap *o* fastened under the arms and strap *p* fastened over the abdomen, and the strap L adjusted by the buckle or slide so that the infant's toes just touch the floor, giving it ability to dance, swing, and turn itself in any direction, affording it healthy and safe amusement, and relieving parents and nurses from much care and labor.

I claim as my invention—

The construction and application of the supporting-frame with its head-block A A, legs S S, joints and slides *f f*, and braces B B, together with the suspended seat M with its supporting-hoop *n*, straps *o* and *p*, rings R, snaps or hooks *v*, rings H and *a*, wire or rubber spring E, hooks Z Z Z, and depending wires W W, substantially as described, and for the purposes hereinbefore set forth.

In witness whereof I have hereunto signed my name in the presence of two subscribing witnesses.

JANE E. WELLS.

Witnesses:

JOEL HENRY WELLS,
F. K. TRACY.