



US00D360810S

United States Patent [19]

[11] Patent Number: **Des. 360,810**

Humaj

[45] Date of Patent: **** Aug. 1, 1995**

[54] **KNIFE HOLDER**

[76] Inventor: **Paul Humaj**, 675 McAllister #107,
San Francisco, Calif. 94102

[**] Term: **14 Years**

[21] Appl. No.: **24,736**

[22] Filed: **Jun. 20, 1994**

[52] U.S. Cl. **D7/637**

[58] Field of Search **D7/637-641;**
211/60.1, 70.6, 70.7, 71, 163; 248/37.3

[56] **References Cited**

U.S. PATENT DOCUMENTS

- D. 148,283 3/1946 Case .
- D. 240,496 9/1976 Schultz D7/637
- D. 247,735 11/1978 Gangelhoff D7/637
- D. 267,142 8/1982 Pollard D7/637

- D. 271,171 5/1983 Kinkade D7/637
- D. 280,587 2/1985 Carlson D7/637
- D. 292,359 2/1987 Daw D7/637
- D. 300,497 9/1989 Goebel .
- D. 308,619 1/1990 Klein D7/637
- D. 317,698 11/1991 Martinez D7/637

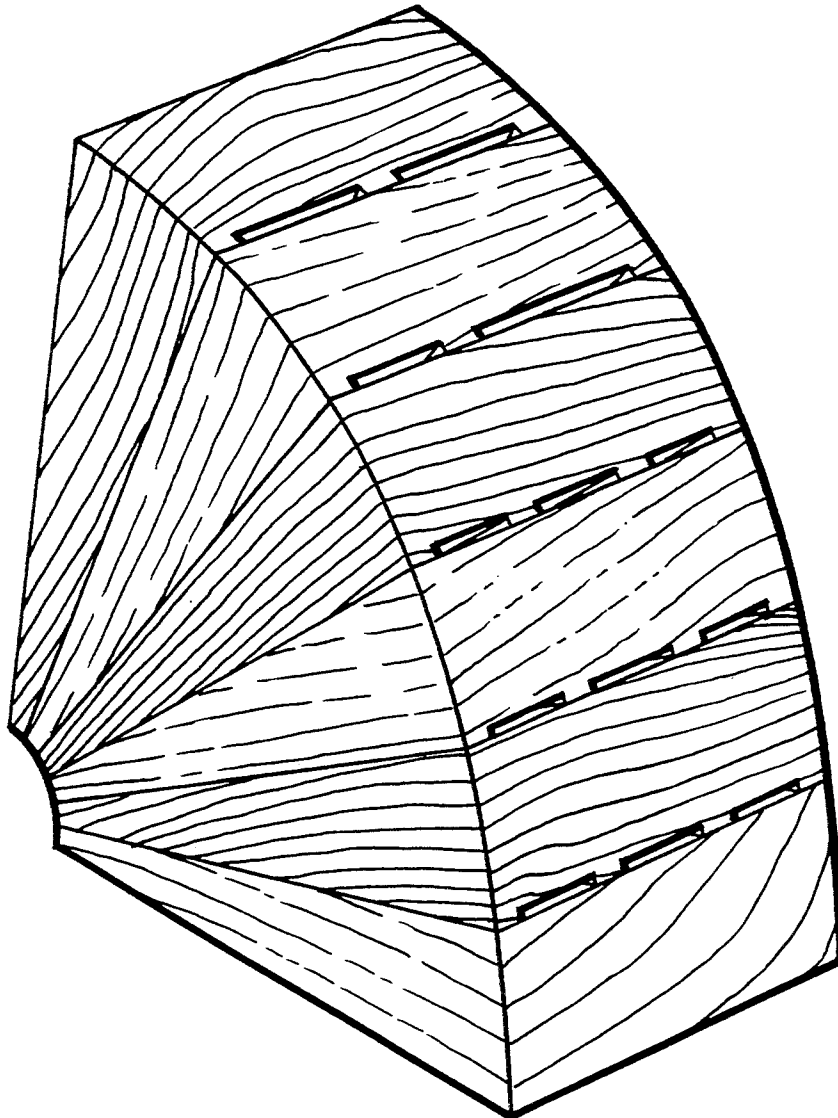
Primary Examiner—Terry A. Wallace

[57] **CLAIM**

The ornamental design for a knife holder, as shown.

DESCRIPTION

FIG. 1 is a side elevation view of a knife holder showing my new design;
 FIG. 2 is a top plan view thereof;
 FIG. 3 is a front elevation view thereof;
 FIG. 4 is a rear elevation view thereof;
 FIG. 5 is a bottom plan view thereof; and,
 FIG. 6 is a front perspective view thereof.



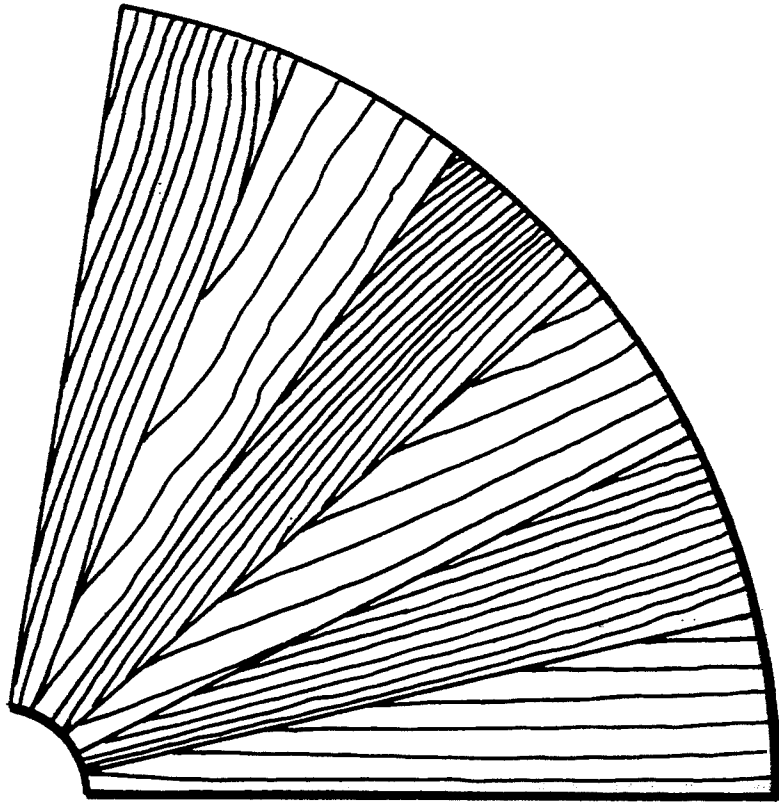


FIG. 1

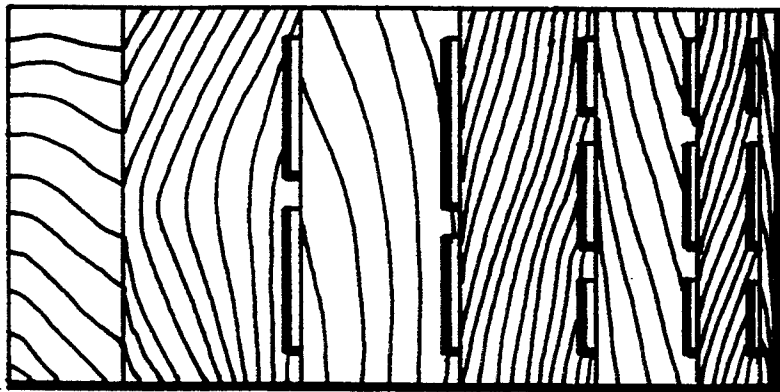


FIG. 2

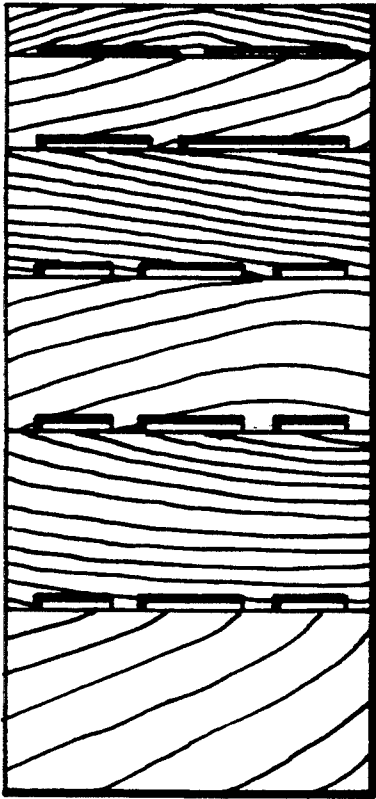


FIG. 3

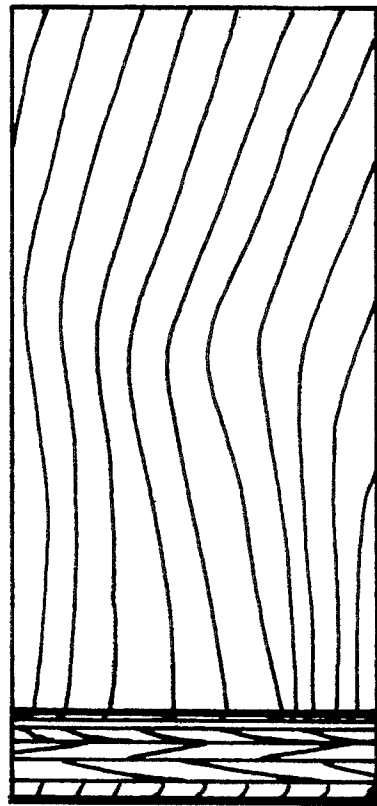


FIG. 4




FIG. 5

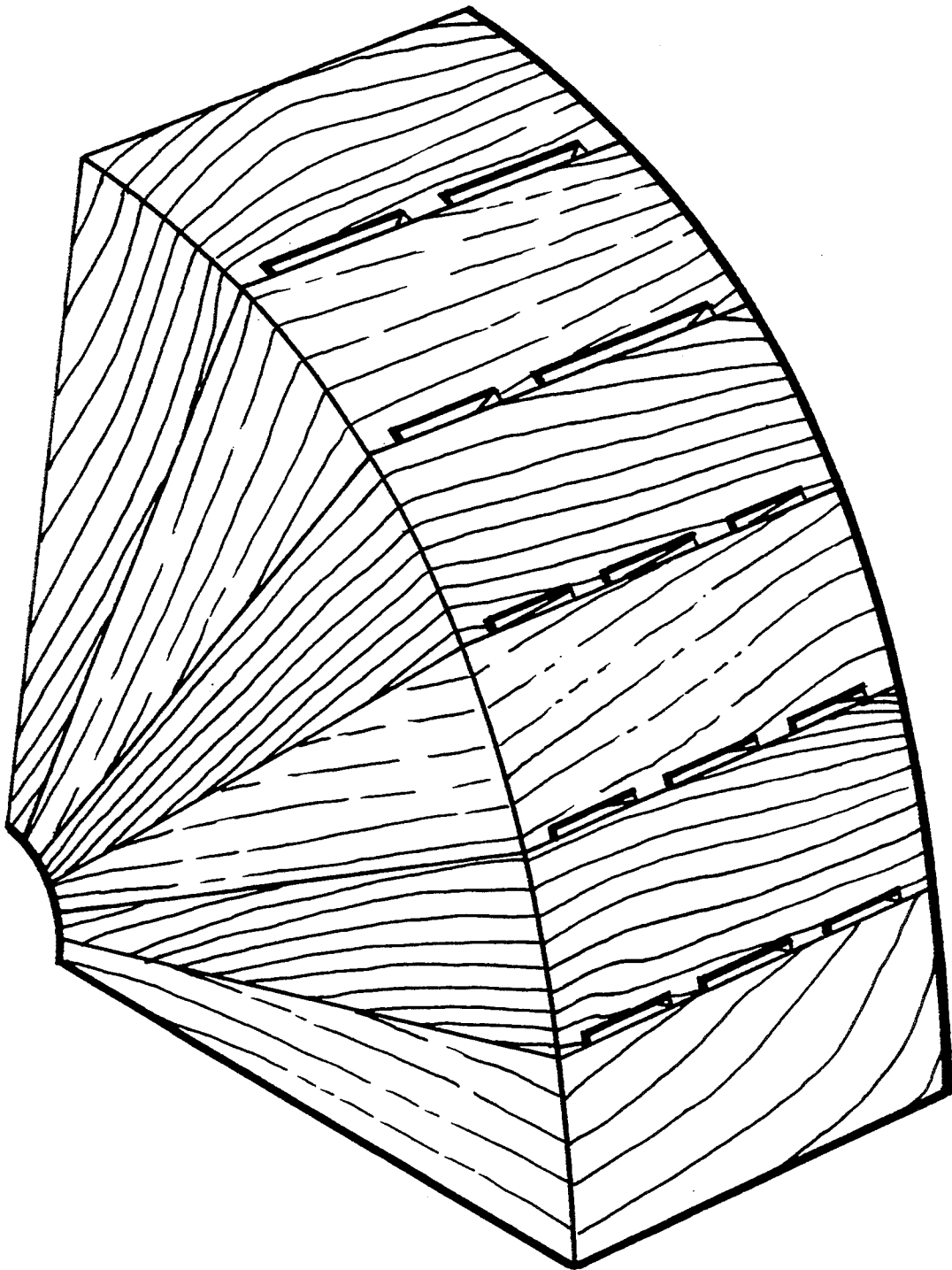


FIG. 6