

(19) World Intellectual Property Organization  
International Bureau



(43) International Publication Date  
25 September 2008 (25.09.2008)

PCT

(10) International Publication Number  
**WO 2008/115783 A1**

(51) International Patent Classification:  
**A61K 36/00** (2006.01) **A61K 36/82** (2006.01)

(74) Agents: ROY AEE, Atabak, R. et al.; Mcdermott Will & Emery LLP, 28 State Street, Boston, MA 02109 (US).

(21) International Application Number:  
PCT/US2008/056980

(22) International Filing Date: 14 March 2008 (14.03.2008)

(25) Filing Language: English

(26) Publication Language: English

(30) Priority Data:  
60/918,727 19 March 2007 (19.03.2007) US

(71) Applicant (for all designated States except US):  
**METAPROTEOMICS, LLC** [US/US]; 100 Avenida La Pata, San Clemente, CA 92673 (US).

(72) Inventors; and

(75) Inventors/Applicants (for US only): **TRIPP, Mathew, L.** [US/US]; 4202 71st Avenue Court NW, Gig Harbor, WA 98335 (US). **KONDA, Veera** [US/US]; 5325 64th Avenue NW, Gig Harbor, WA 98335 (US). **DESAI, Anu** [US/US]; 5325 64th Avenue NW, Gig Harbor, WA 98335 (US). **HALL, Amy, J.** [US/US]; 11325 17th Avenue NW, Gig Harbor, WA 98335 (US). **BLAND, Jeffrey** [US/US]; 957 11th Lane, Fox Island, WA 98333 (US).

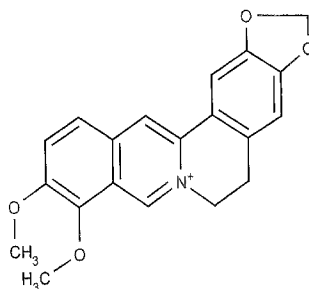
(81) Designated States (unless otherwise indicated, for every kind of national protection available): AE, AG, AL, AM, AO, AT, AU, AZ, BA, BB, BG, BH, BR, BW, BY, BZ, CA, CH, CN, CO, CR, CU, CZ, DE, DK, DM, DO, DZ, EC, EE, EG, ES, FI, GB, GD, GE, GH, GM, GT, HN, HR, HU, ID, IL, IN, IS, JP, KE, KG, KM, KN, KP, KR, KZ, LA, LC, LK, LR, LS, LT, LU, LY, MA, MD, ME, MG, MK, MN, MW, MX, MY, MZ, NA, NG, NI, NO, NZ, OM, PG, PH, PL, PT, RO, RS, RU, SC, SD, SE, SG, SK, SL, SM, SV, SY, TJ, TM, TN, TR, TT, TZ, UA, UG, US, UZ, VC, VN, ZA, ZM, ZW.

(84) Designated States (unless otherwise indicated, for every kind of regional protection available): ARIPO (BW, GH, GM, KE, LS, MW, MZ, NA, SD, SL, SZ, TZ, UG, ZM, ZW), Eurasian (AM, AZ, BY, KG, KZ, MD, RU, TJ, TM), European (AT, BE, BG, CH, CY, CZ, DE, DK, EE, ES, FI, FR, GB, GR, HR, HU, IE, IS, IT, LT, LU, LV, MC, MT, NL, NO, PL, PT, RO, SE, SI, SK, TR), OAPI (BF, BJ, CF, CG, CI, CM, GA, GN, GQ, GW, ML, MR, NE, SN, TD, TG).

Published:

— with international search report

(54) Title: METHODS AND COMPOSITIONS FOR PROMOTING BONE AND JOINT HEALTH



(I)

(57) Abstract: Methods and compositions that can be used to promote bone and joint health through amelioration, stabilization and repair of damage associated with various pathophysiological conditions are disclosed.



WO 2008/115783 A1

## METHODS AND COMPOSITIONS FOR PROMOTING BONE AND JOINT HEALTH

### CROSS-REFERENCE TO RELATED APPLICATIONS

[001] This patent application claims priority to U.S. provisional application Ser. No. 60/918,727 filed on March 19, 2007.

### BACKGROUND OF THE INVENTION

#### Field of the Invention

[002] The present invention relates generally to methods and compositions that can be used to promote bone and joint health through amelioration, stabilization or repair of damage associated with various pathophysiological conditions.

#### Description of the Related Art

[003] Millions daily suffer damage to joint and bone tissues, either from the normal bumps and bruises of every day life or as a result of various disease conditions. Osteoarthritis, rheumatoid arthritis, and osteoporosis represent the most prevalent diseases influencing bone and joint health. Furthermore, other diseases not generally associated with bone or joint health, such as systemic lupus erythematosus, for example, may have elements affecting bones or joints structure and function.

[004] Osteoarthritis (OA) is an age-related joint disorder that affects more than 40 million Americans (Hinton et al, "Osteoarthritis: Diagnosis and therapeutic considerations." *Am Fam Physician*. 65:841-8, 2002; Lawrence et al, "Estimates of the prevalence of arthritis and selected musculoskeletal disorders in the United States." *Arthritis Rheum*. 41:778-99; 2004). The disease affects the entire joint structure, and is characterized pathologically by focal areas of articular cartilage loss in synovial joints, varying degrees of osteophyte formation (bony outgrowths at the cartilage margins), subchondral bone change, and synovitis. Although OA was historically regarded solely as a degenerative form of arthritis, there is increasing evidence for inflammation as a vital component of OA. Signs of synovial inflammation are present in the many symptoms of OA: joint swelling and effusion, stiffness and occasional redness, especially at proximal and distal interpharyngeal joints. Further, elevated levels of inflammatory cytokines (interleukin-1 beta [IL-1 $\beta$ ] and tumor necrosis factor alpha [TNF $\alpha$ ]) have been observed in OA synovial fluid. These cytokines, which are primarily synthesized by chondrocytes, appear to play a major part in the destruction of cartilage tissue through the induction of matrix metalloproteinases (MMPs), nitric oxide (NO) and prostaglandin E<sub>2</sub> (PGE<sub>2</sub>). (see, for example,

Dieppe & Lohmander, "Pathogenesis and management of pain in osteoarthritis." *Lancet*. 365:965-73;2005; Felson et al, "Osteoarthritis: New insights". *Ann Intern Med*. 133:635-46;2000; Goldring, "The role of the chondrocyte in osteoarthritis." *Arthritis Rheum*. 43:1916-26;2000; van der Kraan & van der Berg, "Anabolic and destructive mediators in osteoarthritis." *Curr Opin Nutr Metab Care*. 3:205-11;2000; Pelletier et al, "Osteoarthritis, an inflammatory disease: Potential implication for the selection of new therapeutic targets." *Arthritis Rheum*. 44:1237-47;2001; Iannonne F, Lapadula G. "The pathophysiology of osteoarthritis." *Aging Clin Exp Res*. 15:364-72; 2003).

**[005]** Rheumatoid arthritis (RA) is a systemic inflammatory disorder that affects 1% of the American population, and approximately three times as many women as men are affected by this disorder. RA, which can be a self-limiting condition or a debilitating chronic disease leading to joint destruction and deformity, is characterized by joint inflammation, and the predominant symptoms include pain, stiffness and swelling of peripheral joints. (see, for example, Lee DM, Weinblatt ME. "Rheumatoid arthritis". *Lancet*. 358:903-11; 2001; Rindfleisch JA, Muller D. "Diagnosis and management of rheumatoid arthritis." *Am Fam Physician*. 72:1049-50; 2005; and Doan T, and Massarotti E. "Rheumatoid arthritis: An overview of new and emerging therapies." *J Clin Pharmacol*. 45:751-62; 2005).

**[006]** The sequence of events in RA is thought to be initiated by CD4+ T cells, which upon recognizing arthritogenic antigens in synovial tissue, activate macrophages, monocytes and synovial fibroblasts. The activated macrophages, monocytes and synovial fibroblasts then secrete numerous inflammatory cytokines like interleukin -1 (IL-1), IL-6 and tumor necrosis factor  $\alpha$ ; in addition, these activated cells also secrete matrix metalloproteinases, which are responsible for the proteolytic breakdown of bone and cartilage tissue. Other mediators of inflammation induced by the pro-inflammatory cytokines, and which contribute to the pathology in affected joints include prostaglandin E<sub>2</sub> (PGE<sub>2</sub>) and nitric oxide. (see, for example, Lee DM, Weinblatt ME. "Rheumatoid arthritis." *Lancet*. 358:903-11; 2001; Bingham 3rd CO. "The pathogenesis of rheumatoid arthritis: Pivotal cytokines involved in bone degradation and inflammation." *J Rheumatol*. 29 (suppl 65):3-9; 2002; and Doan T, and Massarotti E. "Rheumatoid arthritis: An overview of new and emerging therapies." *J Clin Pharmacol*. 45:751-62; 2005).

**[007]** Osteoporosis is a disease characterized by low bone mass and deterioration of bone structure resulting in bone fragility and increased risk of fracture. The World Health Organization has defined osteoporosis as a bone mineral density (BMD) value more than 2.5 standard deviations below the mean for normal young White women. Individuals with osteoporosis are at high risk of suffering one or more fractures, injuries that can often be

physically debilitating and potentially lead to a downward spiral in physical and mental health. There are a variety of different types of osteoporosis. "Primary osteoporosis" is the most common form of the disease and is characterized as osteoporosis that is not caused by some other specific disorder. If the bone loss has been caused by specific diseases or medications then it is referred to as "secondary osteoporosis."

[008] According to the Surgeon General of the United States "the 1.5 million osteoporotic fractures in the United States each year lead to more than half a million hospitalizations, over 800,000 emergency room encounters, more than 2,600,000 physician office visits, and the placement of nearly 180,000 individuals into nursing homes. Hip fractures are by far the most devastating type of fracture, accounting for about 300,000 hospitalizations each year. Caring for these fractures is expensive. Studies show that annual direct care expenditures for osteoporotic fractures range from \$12 to \$18 billion per year in 2002 dollars. Indirect costs (e.g., lost productivity for patients and caregivers) likely add billions of dollars to this figure. These costs could double or triple in the coming decades." See "Bone Health and Osteoporosis: A Report of the Surgeon General (2004)" published at <http://www.surgeongeneral.gov/library/bonehealth/content.html> (last viewed on February 26, 2008).

[009] Newer methods and compositions for promoting bone and joint health are required since many of the conditions of impaired bone or joint health are or become chronic in nature, thereby necessitating long term therapies. One area for exploration would include botanical based products having proven long term histories of safe use. Two potential candidates are berberine and substituted 1,3-cyclopentadione compounds which may either be isolated from hops or derived from hops.

[0010] Berberine (7,8,13,13a-tetrahydro-9,10-dimethoxy-2,3-(methylenedioxy)-berbinium), an alkaloid most commonly associated with extracts from plants of the *Berberis* species, has a history of safety and has known widespread use in traditional medicine for the treatment of a number of conditions ranging from diabetes (See, for example, Leng, SH., *et al.*, "Therapeutic effects of berberine in impaired glucose tolerance rats and its influence on insulin secretion." *Acta Pharmacol Sin.* 25(4):496-502; 2004), or for protozoal, bacterial, or fungal infections (see, for example, Sabir, M., *et al.*, "Experimental study of the antitrachoma action of berberine", *Indian J Med Res.* 64(8):1160-7, 1976; Mohan, M., *et al.*, "Berberine in trachoma. (A clinical trial)." *Indian J Ophthalmol.* 30(2):69-75, 1982.); Mekawi, M., "Effect of berberine alkaloid on cholera Vibro and its endotoxin." *J Egypt Med Assoc.* 49(8):554-9, 1966; or Albal, MV., *et al.*, "Clinical evaluation of berberine in mycotic infections." *Indian J Ophthalmol.* 34:91-2; 1986). Berberine has also been used septic shock and graft versus host disease

(Upadhyay, S., et al., U.S. Patent Number 6,291,483) and investigated for its anti-inflammatory properties as a potential arthritis treatment modality ( Ivanovska, N., and Philipov, S., "Study on the anti-inflammatory action of *Berberis vulgaris* root extract, alkaloid fractions and pure alkaloids. ", Int. J. Immunopharmac., 18(10: 553-561, 1996).

**[0011]** The inventors have previously reported on a number of compounds either isolated from hops or derived from hops (alpha acids, beta acids, prenylflavonoids, chalcones, isoalpha acids, and reduced isoalpha acids) which display activity against numerous conditions including inflammation, minor pain, and arthritic conditions (see, for example, U.S. 2003/0008021; US 2003/0113393; US 2004/0115290; or US 2004/0151792). The inventors have found and report herein among other things the unexpected results that berberine may act synergistically with substituted 1,3-cyclopentadione compounds which may either be isolated from hops or derived from hops to promote bone and joint health. The inventors additionally report on combinations of botanically derived compounds which may be used to promote joint and bone health.

#### SUMMARY OF THE INVENTION

**[0012]** The present invention relates generally to methods and compositions for promoting bone and joint health in mammals. In some instances the subject may have a disease or condition such as osteoarthritis, rheumatoid arthritis, an autoimmune disorder, or osteoporosis. The promotion of bone and joint health may be effectuated through a reduction or cessation of the conditions or factors producing deleterious effects in the affected tissue. Alternatively, the present invention may be used modulate repair mechanism processes to either retard or stabilize tissue damage or to promote repair in the affected tissues. The methods and compositions described employ combinations of berberine and substituted 1,3-cyclopentadione compounds (which may either be isolated from hops or derived from hops), or alternatively, combinations of botanically derived compounds which may be used to promote joint and bone health.

**[0013]** A first embodiment of the invention provides methods to promote bone and joint health in a mammal in need. Here the method comprises comprising administering to the mammal a composition comprising a therapeutically effective amount of berberine or a pharmaceutically acceptable salt thereof as a first component and as a second component a therapeutically effective amount of a substituted 1,3-cyclopentadione compound selected from the group consisting of rho dihydroisoalpha acids and tetrahydroisoalpha acids or pharmaceutically acceptable salts thereof.

**[0014]** A second embodiment provides compositions to promote bone and joint health in a mammal where the compositions comprise a therapeutically effective amount of berberine or

a pharmaceutically acceptable salt thereof as a first component and as a second component a therapeutically effective amount of a substituted 1,3-cyclopentadione compound selected from the group consisting of rho dihydroisoalpha acids and tetrahydroisoalpha acids or pharmaceutically acceptable salts thereof.

**[0015]** Methods to promote bone and joint health in a mammal in need are described in another embodiment. Here the compositions of the method comprise from about 10 mg to about 800 mg of berberine or a pharmaceutically acceptable salt thereof and from about 10 mg to about 800 mg of a tetrahydroisoalpha acid or a pharmaceutically acceptable salt thereof, wherein the tetrahydroisoalpha acid is selected from the group consisting of (4*R*,5*S*)-3,4-dihydroxy-2-(3-methylbutanoyl)-5-(3-methylbutyl)-4-(4-methylpentanoyl)cyclopent-2-en-1-one; (4*R*,5*S*)-3,4-dihydroxy-2-(3-methylbutanoyl)-5-(3-methylbutyl)-4-(4-methylpentanoyl)cyclopent-2-en-1-one; (4*R*,5*S*)-3,4-dihydroxy-2-(3-methylbutanoyl)-5-(3-methylbutyl)-4-(4-methylpentanoyl)cyclopent-2-en-1-one; (4*R*,5*S*)-3,4-dihydroxy-2-(3-methylbutanoyl)-5-(3-methylbutyl)-4-(4-methylpentanoyl)cyclopent-2-en-1-one; (4*R*,5*S*)-3,4-dihydroxy-2-(3-methylbutanoyl)-5-(3-methylbutyl)-4-(4-methylpentanoyl)cyclopent-2-en-1-one; (4*R*,5*S*)-3,4-dihydroxy-2-(3-methylbutanoyl)-5-(3-methylbutyl)-4-(4-methylpentanoyl)cyclopent-2-en-1-one; (4*R*,5*S*)-3,4-dihydroxy-2-(3-methylbutanoyl)-5-(3-methylbutyl)-4-(4-methylpentanoyl)cyclopent-2-en-1-one; (4*R*,5*S*)-3,4-dihydroxy-2-(3-methylbutanoyl)-5-(3-methylbutyl)-4-(4-methylpentanoyl)cyclopent-2-en-1-one; (4*R*,5*S*)-3,4-dihydroxy-2-(3-methylbutanoyl)-5-(3-methylbutyl)-4-(4-methylpentanoyl)cyclopent-2-en-1-one; (4*R*,5*S*)-3,4-dihydroxy-2-(3-methylbutanoyl)-5-(3-methylbutyl)-4-(4-methylpentanoyl)cyclopent-2-en-1-one; (4*R*,5*S*)-3,4-dihydroxy-2-(3-methylbutanoyl)-5-(3-methylbutyl)-4-(4-methylpentanoyl)cyclopent-2-en-1-one; (4*R*,5*S*)-3,4-dihydroxy-2-(3-methylbutanoyl)-5-(3-methylbutyl)-4-(4-methylpentanoyl)cyclopent-2-en-1-one; (4*R*,5*S*)-3,4-dihydroxy-2-(3-methylbutanoyl)-5-(3-methylbutyl)-4-(4-methylpentanoyl)cyclopent-2-en-1-one; (4*R*,5*S*)-3,4-dihydroxy-2-(3-methylbutanoyl)-5-(3-methylbutyl)-4-(4-methylpentanoyl)cyclopent-2-en-1-one; (4*R*,5*S*)-3,4-dihydroxy-2-(3-methylbutanoyl)-5-(3-methylbutyl)-4-(4-methylpentanoyl)cyclopent-2-en-1-one; (4*R*,5*S*)-3,4-dihydroxy-2-(3-methylbutanoyl)-5-(3-methylbutyl)-4-(4-methylpentanoyl)cyclopent-2-en-1-one; (4*R*,5*S*)-3,4-dihydroxy-2-(3-methylbutanoyl)-5-(3-methylbutyl)-4-(4-methylpentanoyl)cyclopent-2-en-1-one; and (4*R*,5*S*)-3,4-dihydroxy-2-(3-methylbutanoyl)-5-(3-methylbutyl)-4-(4-methylpentanoyl)cyclopent-2-en-1-one.

**[0016]** Composition for promoting bone and joint health in a mammal in need comprising from about 10 mg to about 800 mg of berberine or a pharmaceutically acceptable salt thereof and from about 10 mg to about 800 mg of a tetrahydroisoalpha acid or a pharmaceutically acceptable salt thereof, wherein the tetrahydroisoalpha acid is selected from the group consisting of 4*R*,5*S*)-3,4-dihydroxy-2-(3-methylbutanoyl)-5-(3-methylbutyl)-4-(4-methylpentanoyl)cyclopent-2-en-1-one; 4*R*,5*S*)-3,4-dihydroxy-2-(3-methylbutanoyl)-5-(3-methylbutyl)-4-(4-methylpentanoyl)cyclopent-2-en-1-one; 4*R*,5*S*)-3,4-dihydroxy-2-(3-methylbutanoyl)-5-(3-methylbutyl)-4-(4-methylpentanoyl)cyclopent-2-en-1-one; 4*R*,5*S*)-3,4-

dihydroxy-2-(3-methylbutanoyl)-5-(3-methylbutyl)-4-(4-methylpentanoyl)cyclopent-2-en-1-one; (4*R*,5*S*)-3,4-dihydroxy-2-(3-methylbutanoyl)-5-(3-methylbutyl)-4-(4-methylpentanoyl)cyclopent-2-en-1-one; (4*R*,5*S*)-3,4-dihydroxy-2-(3-methylbutanoyl)-5-(3-methylbutyl)-4-(4-methylpentanoyl)cyclopent-2-en-1-one; (4*R*,5*S*)-3,4-dihydroxy-2-(3-methylbutanoyl)-5-(3-methylbutyl)-4-(4-methylpentanoyl)cyclopent-2-en-1-one; (4*R*,5*S*)-3,4-dihydroxy-2-(3-methylbutanoyl)-5-(3-methylbutyl)-4-(4-methylpentanoyl)cyclopent-2-en-1-one; (4*R*,5*S*)-3,4-dihydroxy-2-(3-methylbutanoyl)-5-(3-methylbutyl)-4-(4-methylpentanoyl)cyclopent-2-en-1-one; (4*R*,5*S*)-3,4-dihydroxy-2-(3-methylbutanoyl)-5-(3-methylbutyl)-4-(4-methylpentanoyl)cyclopent-2-en-1-one; (4*R*,5*S*)-3,4-dihydroxy-2-(3-methylbutanoyl)-5-(3-methylbutyl)-4-(4-methylpentanoyl)cyclopent-2-en-1-one; (4*R*,5*S*)-3,4-dihydroxy-2-(3-methylbutanoyl)-5-(3-methylbutyl)-4-(4-methylpentanoyl)cyclopent-2-en-1-one; (4*R*,5*S*)-3,4-dihydroxy-2-(3-methylbutanoyl)-5-(3-methylbutyl)-4-(4-methylpentanoyl)cyclopent-2-en-1-one; (4*R*,5*S*)-3,4-dihydroxy-2-(3-methylbutanoyl)-5-(3-methylbutyl)-4-(4-methylpentanoyl)cyclopent-2-en-1-one; (4*R*,5*S*)-3,4-dihydroxy-2-(3-methylbutanoyl)-5-(3-methylbutyl)-4-(4-methylpentanoyl)cyclopent-2-en-1-one; (4*R*,5*S*)-3,4-dihydroxy-2-(3-methylbutanoyl)-5-(3-methylbutyl)-4-(4-methylpentanoyl)cyclopent-2-en-1-one; (4*R*,5*S*)-3,4-dihydroxy-2-(3-methylbutanoyl)-5-(3-methylbutyl)-4-(4-methylpentanoyl)cyclopent-2-en-1-one; and (4*R*,5*S*)-3,4-dihydroxy-2-(3-methylbutanoyl)-5-(3-methylbutyl)-4-(4-methylpentanoyl)cyclopent-2-en-1-one are described in yet another embodiment.

[0017] In still further embodiments of the invention, methods to promote bone and joint health in a mammal in need are described where the compositions of the methods comprise from about 9 mg to about 720 mg of berberine or a pharmaceutically acceptable salt thereof and from about 20 mg to about 1600 mg of a rho dihydroisoalpha acid or a pharmaceutically acceptable salt thereof, wherein the rho dihydroisoalpha acid is selected from the group consisting of (4*S*,5*S*)-3,4-dihydroxy-4-[(1*S*)-hydroxy-4-methylpent-3-en-1-yl]-2-(3-methylbutanoyl)-5-(3-methylbut-2-en-1-yl)cyclopent-2-en-1-one; (4*R*,5*R*)-3,4-dihydroxy-4-[(1*R*)-hydroxy-4-methylpent-3-en-1-yl]-2-(3-methylbutanoyl)-5-(3-methylbut-2-en-1-yl)cyclopent-2-en-1-one; (4*R*,5*R*)-3,4-dihydroxy-4-[(1*R*)-hydroxy-4-methylpent-3-en-1-yl]-2-(2-methylbutanoyl)-5-(3-methylbut-2-en-1-yl)cyclopent-2-en-1-one; (4*R*,5*R*)-3,4-dihydroxy-4-[(1*R*)-hydroxy-4-methylpent-3-en-1-yl]-5-(3-methylbut-2-en-1-yl)-2-(2-methylpropanoyl)cyclopent-2-en-1-one; (4*R*,5*R*)-3,4-dihydroxy-4-[(1*S*)-hydroxy-4-methylpent-3-en-1-yl]-2-(3-methylbutanoyl)-5-(3-methylbut-2-en-1-yl)cyclopent-2-en-1-one; (4*R*,5*R*)-3,4-dihydroxy-4-[(1*S*)-hydroxy-4-methylpent-3-en-1-yl]-2-(2-methylbutanoyl)-5-(3-methylbut-2-en-1-yl)cyclopent-2-en-1-one; (4*R*,5*R*)-3,4-dihydroxy-4-[(1*S*)-hydroxy-4-methylpent-3-en-1-yl]-5-(3-methylbut-2-en-1-yl)-2-(2-methylpropanoyl)cyclopent-2-en-1-one; (4*R*,5*S*)-3,4-dihydroxy-4-[(1*R*)-hydroxy-4-methylpent-3-en-1-yl]-2-(3-methylbutanoyl)-5-(3-methylbut-2-en-1-yl)cyclopent-2-en-1-one; (4*R*,5*S*)-3,4-dihydroxy-4-[(1*R*)-hydroxy-4-methylpent-3-en-1-yl]-2-(2-methylbutanoyl)-5-(3-methylbut-2-en-1-yl)cyclopent-2-en-1-one; (4*R*,5*S*)-3,4-dihydroxy-4-[(1*R*)-hydroxy-4-methylpent-3-en-1-yl]-5-(3-methylbut-2-en-1-yl)-2-(2-methylpropanoyl)cyclopent-2-en-1-one;

(4*R*,5*S*)-3,4-dihydroxy-4-[(1*S*)-hydroxy-4-methylpent-3-en-1-yl]-2-(3-methylbutanoyl)-5-(3-methylbut-2-en-1-yl)cyclopent-2-en-1-one; (4*R*,5*S*)-3,4-dihydroxy-4-[(1*S*)-hydroxy-4-methylpent-3-en-1-yl]-2-(2-methylbutanoyl)-5-(3-methylbut-2-en-1-yl)cyclopent-2-en-1-one; (4*R*,5*S*)-3,4-dihydroxy-4-[(1*S*)-hydroxy-4-methylpent-3-en-1-yl]-5-(3-methylbut-2-en-1-yl)-2-(2-methylpropanoyl)cyclopent-2-en-1-one; (4*S*,5*R*)-3,4-dihydroxy-4-[(1*R*)-hydroxy-4-methylpent-3-en-1-yl]-2-(3-methylbutanoyl)-5-(3-methylbut-2-en-1-yl)cyclopent-2-en-1-one; (4*S*,5*R*)-3,4-dihydroxy-4-[(1*R*)-hydroxy-4-methylpent-3-en-1-yl]-2-(2-methylbutanoyl)-5-(3-methylbut-2-en-1-yl)cyclopent-2-en-1-one; (4*S*,5*R*)-3,4-dihydroxy-4-[(1*R*)-hydroxy-4-methylpent-3-en-1-yl]-5-(3-methylbut-2-en-1-yl)-2-(2-methylpropanoyl)cyclopent-2-en-1-one; (4*S*,5*R*)-3,4-dihydroxy-4-[(1*S*)-hydroxy-4-methylpent-3-en-1-yl]-2-(3-methylbutanoyl)-5-(3-methylbut-2-en-1-yl)cyclopent-2-en-1-one; (4*S*,5*R*)-3,4-dihydroxy-4-[(1*S*)-hydroxy-4-methylpent-3-en-1-yl]-2-(2-methylbutanoyl)-5-(3-methylbut-2-en-1-yl)cyclopent-2-en-1-one; (4*S*,5*R*)-3,4-dihydroxy-4-[(1*R*)-hydroxy-4-methylpent-3-en-1-yl]-2-(3-methylbutanoyl)-5-(3-methylbut-2-en-1-yl)cyclopent-2-en-1-one; (4*S*,5*S*)-3,4-dihydroxy-4-[(1*R*)-hydroxy-4-methylpent-3-en-1-yl]-2-(2-methylbutanoyl)-5-(3-methylbut-2-en-1-yl)cyclopent-2-en-1-one; (4*S*,5*S*)-3,4-dihydroxy-4-[(1*R*)-hydroxy-4-methylpent-3-en-1-yl]-5-(3-methylbut-2-en-1-yl)-2-(2-methylpropanoyl)cyclopent-2-en-1-one; (4*S*,5*S*)-3,4-dihydroxy-4-[(1*S*)-hydroxy-4-methylpent-3-en-1-yl]-2-(2-methylbutanoyl)-5-(3-methylbut-2-en-1-yl)cyclopent-2-en-1-one; and (4*S*,5*S*)-3,4-dihydroxy-4-[(1*S*)-hydroxy-4-methylpent-3-en-1-yl]-5-(3-methylbut-2-en-1-yl)-2-(2-methylpropanoyl)cyclopent-2-en-1-one.

**[0018]** Additionally, compositions to promote bone and joint health in a mammal in need wherein the composition comprises from about 9mg to about 720 mg of berberine or a pharmaceutically acceptable salt thereof and from about 20 mg to about 1600 mg of a rho dihydroisoalpha acid or a pharmaceutically acceptable salt thereof are described, wherein the rho dihydroisoalpha acid is selected from the group consisting of (4*S*,5*S*)-3,4-dihydroxy-4-[(1*S*)-hydroxy-4-methylpent-3-en-1-yl]-2-(3-methylbutanoyl)-5-(3-methylbut-2-en-1-yl)cyclopent-2-en-1-one; (4*R*,5*R*)-3,4-dihydroxy-4-[(1*R*)-hydroxy-4-methylpent-3-en-1-yl]-2-(3-methylbutanoyl)-5-(3-methylbut-2-en-1-yl)cyclopent-2-en-1-one; (4*R*,5*R*)-3,4-dihydroxy-4-[(1*R*)-hydroxy-4-methylpent-3-en-1-yl]-2-(2-methylbutanoyl)-5-(3-methylbut-2-en-1-yl)cyclopent-2-en-1-one; (4*R*,5*R*)-3,4-dihydroxy-4-[(1*R*)-hydroxy-4-methylpent-3-en-1-yl]-5-(3-methylbut-2-en-1-yl)-2-(2-methylpropanoyl)cyclopent-2-en-1-one; (4*R*,5*R*)-3,4-dihydroxy-4-[(1*S*)-hydroxy-4-methylpent-3-en-1-yl]-2-(3-methylbutanoyl)-5-(3-methylbut-2-en-1-yl)cyclopent-2-en-1-one; (4*R*,5*R*)-3,4-dihydroxy-4-[(1*S*)-hydroxy-4-methylpent-3-en-1-yl]-2-(2-methylbutanoyl)-5-(3-methylbut-2-en-1-yl)cyclopent-2-en-1-one; (4*R*,5*R*)-3,4-dihydroxy-4-[(1*S*)-hydroxy-4-methylpent-3-en-1-yl]-5-(3-methylbut-2-en-1-yl)-2-(2-methylpropanoyl)cyclopent-2-en-1-one.

methylpropanoyl)cyclopent-2-en-1-one; (4*R*,5*S*)-3,4-dihydroxy-4-[(1*R*)-hydroxy-4-methylpent-3-en-1-yl]-2-(3-methylbutanoyl)-5-(3-methylbut-2-en-1-yl)cyclopent-2-en-1-one; (4*R*,5*S*)-3,4-dihydroxy-4-[(1*R*)-hydroxy-4-methylpent-3-en-1-yl]-2-(2-methylbutanoyl)-5-(3-methylbut-2-en-1-yl)cyclopent-2-en-1-one; (4*R*,5*S*)-3,4-dihydroxy-4-[(1*R*)-hydroxy-4-methylpent-3-en-1-yl]-5-(3-methylbut-2-en-1-yl)-2-(2-methylpropanoyl)cyclopent-2-en-1-one; (4*R*,5*S*)-3,4-dihydroxy-4-[(1*S*)-hydroxy-4-methylpent-3-en-1-yl]-2-(3-methylbutanoyl)-5-(3-methylbut-2-en-1-yl)cyclopent-2-en-1-one; (4*R*,5*S*)-3,4-dihydroxy-4-[(1*S*)-hydroxy-4-methylpent-3-en-1-yl]-2-(2-methylbutanoyl)-5-(3-methylbut-2-en-1-yl)cyclopent-2-en-1-one; (4*R*,5*S*)-3,4-dihydroxy-4-[(1*S*)-hydroxy-4-methylpent-3-en-1-yl]-5-(3-methylbut-2-en-1-yl)-2-(2-methylpropanoyl)cyclopent-2-en-1-one; (4*S*,5*R*)-3,4-dihydroxy-4-[(1*R*)-hydroxy-4-methylpent-3-en-1-yl]-2-(3-methylbutanoyl)-5-(3-methylbut-2-en-1-yl)cyclopent-2-en-1-one; (4*S*,5*R*)-3,4-dihydroxy-4-[(1*R*)-hydroxy-4-methylpent-3-en-1-yl]-2-(2-methylbutanoyl)-5-(3-methylbut-2-en-1-yl)cyclopent-2-en-1-one; (4*S*,5*R*)-3,4-dihydroxy-4-[(1*R*)-hydroxy-4-methylpent-3-en-1-yl]-5-(3-methylbut-2-en-1-yl)-2-(2-methylpropanoyl)cyclopent-2-en-1-one; (4*S*,5*R*)-3,4-dihydroxy-4-[(1*S*)-hydroxy-4-methylpent-3-en-1-yl]-2-(3-methylbutanoyl)-5-(3-methylbut-2-en-1-yl)cyclopent-2-en-1-one; (4*S*,5*R*)-3,4-dihydroxy-4-[(1*S*)-hydroxy-4-methylpent-3-en-1-yl]-2-(2-methylbutanoyl)-5-(3-methylbut-2-en-1-yl)cyclopent-2-en-1-one; (4*S*,5*R*)-3,4-dihydroxy-4-[(1*S*)-hydroxy-4-methylpent-3-en-1-yl]-2-(2-methylpropanoyl)-5-(3-methylbut-2-en-1-yl)cyclopent-2-en-1-one; (4*S*,5*R*)-3,4-dihydroxy-4-[(1*S*)-hydroxy-4-methylpent-3-en-1-yl]-2-(3-methylbutanoyl)-5-(3-methylbut-2-en-1-yl)cyclopent-2-en-1-one; (4*S*,5*S*)-3,4-dihydroxy-4-[(1*R*)-hydroxy-4-methylpent-3-en-1-yl]-2-(2-methylbutanoyl)-5-(3-methylbut-2-en-1-yl)cyclopent-2-en-1-one; (4*S*,5*S*)-3,4-dihydroxy-4-[(1*R*)-hydroxy-4-methylpent-3-en-1-yl]-5-(3-methylbut-2-en-1-yl)-2-(2-methylpropanoyl)cyclopent-2-en-1-one; (4*S*,5*S*)-3,4-dihydroxy-4-[(1*S*)-hydroxy-4-methylpent-3-en-1-yl]-2-(2-methylbutanoyl)-5-(3-methylbut-2-en-1-yl)cyclopent-2-en-1-one; and (4*S*,5*S*)-3,4-dihydroxy-4-[(1*S*)-hydroxy-4-methylpent-3-en-1-yl]-5-(3-methylbut-2-en-1-yl)-2-(2-methylpropanoyl)cyclopent-2-en-1-one.

**[0019]** Another embodiment further describes methods to promote bone and joint health in a mammal in need. The methods of this embodiment comprise administering to the mammal a composition comprising therapeutically effective amounts of at least two members selected from the group consisting of Abelmoschus, Acacia extract, African Devil's claw, Arthred bovine, Arthred porcine, Astragalus, Berberine, Black cohosh, Bonepep, Bonestein, Chicken Collagen, Curcumin, Devil's Claw, DHEA, Dioscorea, Flaxseed, FOS, Fructus Ligustri, Genistein, Glabridin, Glucosamine, Green tea, Green Tea Polyphenols, Hesperidin, Hyaluronic Acid, Inulin, Ipriflavone, Linoleic Acid, MBP, MCHA, Oleanolic Acid, Oleuropein, Olive oil, Osteosine, Parthanolide, Perilla oil, Phloridzin, Puerariae radix, Punica granatum, Quercetin, Red yeast rice, Resveratrol, RIAA, Rosemary, Rutin, THIAA, Vitamin K2, and Withania.

[0020] A further embodiment provides compositions to promote bone and joint health in a mammal in need. These compositions comprise therapeutically effective amounts of at least two members selected from the group consisting of Abelmoschus, Acacia extract, African Devil's claw, Arthred bovine, Arthred porcine, Astragalus, Berberine, Black cohosh, Bonepep, Bonestein, Chicken Collagen, Curcumin, Devil's Claw, DHEA, Dioscorea, Flaxseed, FOS, Fructus Ligustri, Genistein, Glabridin, Glucosamine, Green tea, Green Tea Polyphenols, Hesperidin, Hyaluronic Acid, Inulin, Ipriflavone, Linoleic Acid, MBP, MCHA, Oleanolic Acid, Oleuropein, Olive oil, Osteosine, Parthinolide, Perilla oil, Phloridzin, Puerariae radix, Punica granatum, Quercetin, Red yeast rice, Resveratrol, RIAA, Rosemary, Rutin, THIAA, Vitamin K2, and Withania.

### BRIEF DESCRIPTION OF THE FIGURES

[0021] Figure 1 graphically displays the chemical structure of 7,8,13,13a-tetrahydro-9,10-dimethoxy-2,3-(methylenedioxy)-berbinium; also known as berberine.

### DETAILED DESCRIPTION OF THE INVENTION

[0022] The present invention relates generally to methods and compositions for promoting bone and joint health in mammals in need. In some instances the subject may have a disease or condition such as osteoarthritis, rheumatoid arthritis, an autoimmune disorder, or osteoporosis. The promotion of bone and joint health may be effectuated through a reduction or cessation of the conditions or factors producing deleterious effects in the affected tissue. Alternatively, the present invention may be used modulate repair mechanism processes to either retard or stabilize tissue damage or to promote repair in the affected tissues. The methods and compositions described employ combinations of berberine and substituted 1,3-cyclopentadione compounds (which may either be isolated from hops or derived from hops), or alternatively, combinations of botanically derived compounds which may be used to promote joint and bone health.

[0023] The patents, published applications, and scientific literature referred to herein establish the knowledge of those with skill in the art and are hereby incorporated by reference in their entirety to the same extent as if each was specifically and individually indicated to be incorporated by reference. Any conflict between any reference cited herein and the specific teachings of this specification shall be resolved in favor of the latter. Likewise, any conflict between an art-understood definition of a word or phrase and a definition of the word or phrase as specifically taught in this specification shall be resolved in favor of the latter.

[0024] Technical and scientific terms used herein have the meaning commonly understood by one of skill in the art to which the present invention pertains, unless otherwise defined. Reference is made herein to various methodologies and materials known to those of skill in the art. Standard reference works setting forth the general principles of DNA technology include Sambrook *et al.*, Molecular Cloning: A Laboratory Manual, 2nd Ed., Cold Spring Harbor Laboratory Press, New York (1989); and Kaufman *et al.*, Eds., Handbook of Molecular and Cellular Methods in Biology in Medicine, CRC Press, Boca Raton (1995). Standard reference works setting forth the general principles of pharmacology include Goodman and Gilman's The Pharmacological Basis of Therapeutics, 11th Ed., McGraw Hill Companies Inc., New York (2006).

[0025] In the specification and the appended claims, the singular forms include plural referents unless the context clearly dictates otherwise. As used in this specification, the singular forms "a," "an" and "the" specifically also encompass the plural forms of the terms to which they refer, unless the content clearly dictates otherwise. Additionally, as used herein, unless specifically indicated otherwise, the word "or" is used in the "inclusive" sense of "and/or" and not the "exclusive" sense of "either/or." The term "about" is used herein to mean approximately, in the region of, roughly, or around. When the term "about" is used in conjunction with a numerical range, it modifies that range by extending the boundaries above and below the numerical values set forth. In general, the term "about" is used herein to modify a numerical value above and below the stated value by a variance of 20%.

[0026] As used herein, the recitation of a numerical range for a variable is intended to convey that the invention may be practiced with the variable equal to any of the values within that range. Thus, for a variable which is inherently discrete, the variable can be equal to any integer value of the numerical range, including the end-points of the range. Similarly, for a variable which is inherently continuous, the variable can be equal to any real value of the numerical range, including the end-points of the range. As an example, a variable which is described as having values between 0 and 2, can be 0, 1 or 2 for variables which are inherently discrete, and can be 0.0, 0.1, 0.01, 0.001, or any other real value for variables which are inherently continuous.

[0027] Reference is made hereinafter in detail to specific embodiments of the invention. While the invention will be described in conjunction with these specific embodiments, it will be understood that it is not intended to limit the invention to such specific embodiments. On the contrary, it is intended to cover alternatives, modifications, and equivalents as may be included within the spirit and scope of the invention as defined by the appended claims. In the following description, numerous specific details are set forth in order to provide a thorough understanding

of the present invention. The present invention may be practiced without some or all of these specific details. In other instances, well known process operations have not been described in detail, in order not to unnecessarily obscure the present invention.

**[0028]** Any suitable materials and/or methods known to those of skill can be utilized in carrying out the present invention. However, preferred materials and methods are described. Materials, reagents and the like to which reference are made in the following description and examples are obtainable from commercial sources, unless otherwise noted.

**[0029]** The methods and compositions of the present invention are intended for use with any mammal that may experience the benefits of the methods of the invention. Foremost among such mammals are humans, although the invention is not intended to be so limited, and is applicable to veterinary uses. Thus, in accordance with the invention, "mammals" or "mammal in need" include humans as well as non-human mammals, particularly domesticated animals including, without limitation, cats, dogs, and horses.

**[0030]** A first embodiment of the invention describes methods to promote bone and joint health in a mammal in need. In this embodiment the methods comprise administering to the mammal a composition comprising a therapeutically effective amount of berberine or a pharmaceutically acceptable salt thereof as a first component and as a second component a therapeutically effective amount of a substituted 1,3-cyclopentadione compound selected from the group consisting of rho dihydroisoalpa acids and tetrahydroisoalpa acids or pharmaceutically acceptable salts thereof.

**[0031]** In some aspects of this embodiment, the composition of the method comprises a first component and a second component in a synergistic ratio.

**[0032]** In other aspects, the rho dihydroisoalpa acid is selected from the group consisting of (4*S*,5*S*)-3,4-dihydroxy-4-[(1*S*)-hydroxy-4-methylpent-3-en-1-yl]-2-(3-methylbutanoyl)-5-(3-methylbut-2-en-1-yl)cyclopent-2-en-1-one; (4*R*,5*R*)-3,4-dihydroxy-4-[(1*R*)-hydroxy-4-methylpent-3-en-1-yl]-2-(3-methylbutanoyl)-5-(3-methylbut-2-en-1-yl)cyclopent-2-en-1-one; (4*R*,5*R*)-3,4-dihydroxy-4-[(1*R*)-hydroxy-4-methylpent-3-en-1-yl]-2-(2-methylbutanoyl)-5-(3-methylbut-2-en-1-yl)cyclopent-2-en-1-one; (4*R*,5*R*)-3,4-dihydroxy-4-[(1*R*)-hydroxy-4-methylpent-3-en-1-yl]-5-(3-methylbut-2-en-1-yl)-2-(2-methylpropanoyl)cyclopent-2-en-1-one; (4*R*,5*R*)-3,4-dihydroxy-4-[(1*S*)-hydroxy-4-methylpent-3-en-1-yl]-2-(3-methylbutanoyl)-5-(3-methylbut-2-en-1-yl)cyclopent-2-en-1-one; (4*R*,5*R*)-3,4-dihydroxy-4-[(1*S*)-hydroxy-4-methylpent-3-en-1-yl]-2-(2-methylbutanoyl)-5-(3-methylbut-2-en-1-yl)cyclopent-2-en-1-one; (4*R*,5*R*)-3,4-dihydroxy-4-[(1*S*)-hydroxy-4-methylpent-3-en-1-yl]-5-(3-methylbut-2-en-1-yl)-2-(2-methylpropanoyl)cyclopent-2-en-1-one; (4*R*,5*S*)-3,4-dihydroxy-4-

[(1*R*)-hydroxy-4-methylpent-3-en-1-yl]-2-(3-methylbutanoyl)-5-(3-methylbut-2-en-1-yl)cyclopent-2-en-1-one; (4*R*,5*S*)-3,4-dihydroxy-4-[(1*R*)-hydroxy-4-methylpent-3-en-1-yl]-2-(2-methylbutanoyl)-5-(3-methylbut-2-en-1-yl)cyclopent-2-en-1-one; (4*R*,5*S*)-3,4-dihydroxy-4-[(1*R*)-hydroxy-4-methylpent-3-en-1-yl]-5-(3-methylbut-2-en-1-yl)-2-(2-methylpropanoyl)cyclopent-2-en-1-one; (4*R*,5*S*)-3,4-dihydroxy-4-[(1*S*)-hydroxy-4-methylpent-3-en-1-yl]-2-(3-methylbutanoyl)-5-(3-methylbut-2-en-1-yl)cyclopent-2-en-1-one; (4*R*,5*S*)-3,4-dihydroxy-4-[(1*S*)-hydroxy-4-methylpent-3-en-1-yl]-2-(2-methylbutanoyl)-5-(3-methylbut-2-en-1-yl)cyclopent-2-en-1-one; (4*R*,5*S*)-3,4-dihydroxy-4-[(1*S*)-hydroxy-4-methylpent-3-en-1-yl]-5-(3-methylbut-2-en-1-yl)-2-(2-methylpropanoyl)cyclopent-2-en-1-one; (4*S*,5*R*)-3,4-dihydroxy-4-[(1*R*)-hydroxy-4-methylpent-3-en-1-yl]-2-(3-methylbutanoyl)-5-(3-methylbut-2-en-1-yl)cyclopent-2-en-1-one; (4*S*,5*R*)-3,4-dihydroxy-4-[(1*R*)-hydroxy-4-methylpent-3-en-1-yl]-2-(2-methylbutanoyl)-5-(3-methylbut-2-en-1-yl)cyclopent-2-en-1-one; (4*S*,5*R*)-3,4-dihydroxy-4-[(1*R*)-hydroxy-4-methylpent-3-en-1-yl]-5-(3-methylbut-2-en-1-yl)-2-(2-methylpropanoyl)cyclopent-2-en-1-one; (4*S*,5*R*)-3,4-dihydroxy-4-[(1*S*)-hydroxy-4-methylpent-3-en-1-yl]-2-(3-methylbutanoyl)-5-(3-methylbut-2-en-1-yl)cyclopent-2-en-1-one; (4*S*,5*R*)-3,4-dihydroxy-4-[(1*S*)-hydroxy-4-methylpent-3-en-1-yl]-2-(2-methylpropanoyl)-5-(3-methylbut-2-en-1-yl)cyclopent-2-en-1-one; (4*S*,5*R*)-3,4-dihydroxy-4-[(1*S*)-hydroxy-4-methylpent-3-en-1-yl]-2-(2-methylbutanoyl)-5-(3-methylbut-2-en-1-yl)cyclopent-2-en-1-one; (4*S*,5*S*)-3,4-dihydroxy-4-[(1*R*)-hydroxy-4-methylpent-3-en-1-yl]-5-(3-methylbut-2-en-1-yl)-2-(2-methylpropanoyl)cyclopent-2-en-1-one; (4*S*,5*S*)-3,4-dihydroxy-4-[(1*S*)-hydroxy-4-methylpent-3-en-1-yl]-2-(2-methylbutanoyl)-5-(3-methylbut-2-en-1-yl)cyclopent-2-en-1-one; (4*S*,5*S*)-3,4-dihydroxy-4-[(1*R*)-hydroxy-4-methylpent-3-en-1-yl]-5-(3-methylbut-2-en-1-yl)-2-(2-methylpropanoyl)cyclopent-2-en-1-one; and (4*S*,5*S*)-3,4-dihydroxy-4-[(1*S*)-hydroxy-4-methylpent-3-en-1-yl]-5-(3-methylbut-2-en-1-yl)-2-(2-methylpropanoyl)cyclopent-2-en-1-one.

[illegible]

dihydroxy-2-(3-methylbutanoyl)-5-(3-methylbutyl)-4-(4-methylpentanoyl)cyclopent-2-en-1-one; (4*R*,5*S*)-3,4-dihydroxy-2-(3-methylbutanoyl)-5-(3-methylbutyl)-4-(4-methylpentanoyl)cyclopent-2-en-1-one; (4*R*,5*S*)-3,4-dihydroxy-2-(3-methylbutanoyl)-5-(3-methylbutyl)-4-(4-methylpentanoyl)cyclopent-2-en-1-one; (4*R*,5*S*)-3,4-dihydroxy-2-(3-methylbutanoyl)-5-(3-methylbutyl)-4-(4-methylpentanoyl)cyclopent-2-en-1-one; (4*R*,5*S*)-3,4-dihydroxy-2-(3-methylbutanoyl)-5-(3-methylbutyl)-4-(4-methylpentanoyl)cyclopent-2-en-1-one; (4*R*,5*S*)-3,4-dihydroxy-2-(3-methylbutanoyl)-5-(3-methylbutyl)-4-(4-methylpentanoyl)cyclopent-2-en-1-one; (4*R*,5*S*)-3,4-dihydroxy-2-(3-methylbutanoyl)-5-(3-methylbutyl)-4-(4-methylpentanoyl)cyclopent-2-en-1-one; (4*R*,5*S*)-3,4-dihydroxy-2-(3-methylbutanoyl)-5-(3-methylbutyl)-4-(4-methylpentanoyl)cyclopent-2-en-1-one; and (4*R*,5*S*)-3,4-dihydroxy-2-(3-methylbutanoyl)-5-(3-methylbutyl)-4-(4-methylpentanoyl)cyclopent-2-en-1-one.

**[0034]** In some aspects the second component is derived from hops, while in other aspects the compositions further comprise a pharmaceutically acceptable excipient selected from the group consisting of coatings, isotonic and absorption delaying agents, binders, adhesives, lubricants, disintegrants, coloring agents, flavoring agents, sweetening agents, absorbants, detergents, and emulsifying agents. In yet other aspects the composition further comprises one or more members selected from the group consisting of antioxidants, vitamins, minerals, proteins, fats, and carbohydrates.

[illegible]

methylbutyl)-4-(4-methylpentanoyl)cyclopent-2-en-1-one; (4*R*,5*S*)-3,4-dihydroxy-2-(3-methylbutanoyl)-5-(3-methylbutyl)-4-(4-methylpentanoyl)cyclopent-2-en-1-one; (4*R*,5*S*)-3,4-dihydroxy-2-(3-methylbutanoyl)-5-(3-methylbutyl)-4-(4-methylpentanoyl)cyclopent-2-en-1-one; and (4*R*,5*S*)-3,4-dihydroxy-2-(3-methylbutanoyl)-5-(3-methylbutyl)-4-(4-methylpentanoyl)cyclopent-2-en-1-one.

**[0036]** In yet another aspect, the method comprises administering to the mammal a composition which comprises from about 9 mg to about 720 mg of berberine or a pharmaceutically acceptable salt thereof and from about 20 mg to about 1600 mg of a rho dihydroisoalpha acid or a pharmaceutically acceptable salt thereof, wherein the rho dihydroisoalpha acid is selected from the group consisting of (4*S*,5*S*)-3,4-dihydroxy-4-[(1*S*)-hydroxy-4-methylpent-3-en-1-yl]-2-(3-methylbutanoyl)-5-(3-methylbut-2-en-1-yl)cyclopent-2-en-1-one; (4*R*,5*R*)-3,4-dihydroxy-4-[(1*R*)-hydroxy-4-methylpent-3-en-1-yl]-2-(3-methylbutanoyl)-5-(3-methylbut-2-en-1-yl)cyclopent-2-en-1-one; (4*R*,5*R*)-3,4-dihydroxy-4-[(1*R*)-hydroxy-4-methylpent-3-en-1-yl]-2-(2-methylbutanoyl)-5-(3-methylbut-2-en-1-yl)cyclopent-2-en-1-one; (4*R*,5*R*)-3,4-dihydroxy-4-[(1*R*)-hydroxy-4-methylpent-3-en-1-yl]-5-(3-methylbut-2-en-1-yl)-2-(2-methylpropanoyl)cyclopent-2-en-1-one; (4*R*,5*R*)-3,4-dihydroxy-4-[(1*S*)-hydroxy-4-methylpent-3-en-1-yl]-2-(3-methylbutanoyl)-5-(3-methylbut-2-en-1-yl)cyclopent-2-en-1-one; (4*R*,5*R*)-3,4-dihydroxy-4-[(1*S*)-hydroxy-4-methylpent-3-en-1-yl]-2-(2-methylbutanoyl)-5-(3-methylbut-2-en-1-yl)cyclopent-2-en-1-one; (4*R*,5*R*)-3,4-dihydroxy-4-[(1*S*)-hydroxy-4-methylpent-3-en-1-yl]-5-(3-methylbut-2-en-1-yl)-2-(2-methylpropanoyl)cyclopent-2-en-1-one; (4*R*,5*S*)-3,4-dihydroxy-4-[(1*R*)-hydroxy-4-methylpent-3-en-1-yl]-2-(3-methylbutanoyl)-5-(3-methylbut-2-en-1-yl)cyclopent-2-en-1-one; (4*R*,5*S*)-3,4-dihydroxy-4-[(1*R*)-hydroxy-4-methylpent-3-en-1-yl]-2-(2-methylbutanoyl)-5-(3-methylbut-2-en-1-yl)cyclopent-2-en-1-one; (4*R*,5*S*)-3,4-dihydroxy-4-[(1*R*)-hydroxy-4-methylpent-3-en-1-yl]-5-(3-methylbut-2-en-1-yl)-2-(2-methylpropanoyl)cyclopent-2-en-1-one; (4*R*,5*S*)-3,4-dihydroxy-4-[(1*S*)-hydroxy-4-methylpent-3-en-1-yl]-2-(3-methylbutanoyl)-5-(3-methylbut-2-en-1-yl)cyclopent-2-en-1-one; (4*R*,5*S*)-3,4-dihydroxy-4-[(1*S*)-hydroxy-4-methylpent-3-en-1-yl]-2-(2-methylbutanoyl)-5-(3-methylbut-2-en-1-yl)cyclopent-2-en-1-one; (4*R*,5*S*)-3,4-dihydroxy-4-[(1*S*)-hydroxy-4-methylpent-3-en-1-yl]-5-(3-methylbut-2-en-1-yl)-2-(2-methylpropanoyl)cyclopent-2-en-1-one; (4*S*,5*R*)-3,4-dihydroxy-4-[(1*R*)-hydroxy-4-methylpent-3-en-1-yl]-2-(3-methylbutanoyl)-5-(3-methylbut-2-en-1-yl)cyclopent-2-en-1-one; (4*S*,5*R*)-3,4-dihydroxy-4-[(1*R*)-hydroxy-4-methylpent-3-en-1-yl]-2-(2-methylbutanoyl)-5-(3-methylbut-2-en-1-yl)cyclopent-2-en-1-one; (4*S*,5*R*)-3,4-dihydroxy-4-[(1*R*)-hydroxy-4-methylpent-3-en-1-yl]-5-(3-methylbut-2-en-1-yl)-2-(2-methylpropanoyl)cyclopent-2-en-1-one; (4*S*,5*R*)-3,4-dihydroxy-4-[(1*S*)-hydroxy-4-methylpent-3-en-1-yl]-2-(3-methylbutanoyl)-5-(3-methylbut-2-en-1-yl)cyclopent-2-en-1-one; (4*S*,5*R*)-3,4-dihydroxy-4-[(1*S*)-hydroxy-4-methylpent-3-en-1-yl]-2-(2-methylbutanoyl)-5-(3-methylbut-2-en-1-yl)cyclopent-2-en-1-one; (4*S*,5*R*)-3,4-dihydroxy-4-[(1*S*)-hydroxy-4-methylpent-3-en-1-yl]-5-(3-methylbut-2-en-1-yl)-2-(2-methylpropanoyl)cyclopent-2-en-1-one.

methylpropanoyl)-5-(3-methylbut-2-en-1-yl)cyclopent-2-en-1-one; (4*S*,5*R*)-3,4-dihydroxy-4-[(1*S*)-hydroxy-4-methylpent-3-en-1-yl]-2-(2-methylbutanoyl)-5-(3-methylbut-2-en-1-yl)cyclopent-2-en-1-one; (4*S*,5*S*)-3,4-dihydroxy-4-[(1*R*)-hydroxy-4-methylpent-3-en-1-yl]-2-(3-methylbutanoyl)-5-(3-methylbut-2-en-1-yl)cyclopent-2-en-1-one; (4*S*,5*S*)-3,4-dihydroxy-4-[(1*R*)-hydroxy-4-methylpent-3-en-1-yl]-2-(2-methylbutanoyl)-5-(3-methylbut-2-en-1-yl)cyclopent-2-en-1-one; (4*S*,5*S*)-3,4-dihydroxy-4-[(1*R*)-hydroxy-4-methylpent-3-en-1-yl]-5-(3-methylbut-2-en-1-yl)-2-(2-methylpropanoyl)cyclopent-2-en-1-one; (4*S*,5*S*)-3,4-dihydroxy-4-[(1*S*)-hydroxy-4-methylpent-3-en-1-yl]-2-(2-methylbutanoyl)-5-(3-methylbut-2-en-1-yl)cyclopent-2-en-1-one; and (4*S*,5*S*)-3,4-dihydroxy-4-[(1*S*)-hydroxy-4-methylpent-3-en-1-yl]-5-(3-methylbut-2-en-1-yl)-2-(2-methylpropanoyl)cyclopent-2-en-1-one

**[0037]** As used herein, the phrase “promote bone health” shall refer to those conditions wherein the methods and compositions of the invention may result in (a) reduced localized pain and inflammation at a site of bone damage; (b) stabilization of bone structure and integrity; (c) modulation of the mechanism(s) to prevent cell based destruction of bone tissue; (d) enhancing repair of damaged bone tissue by increasing bone mineralization; or (e) modulation of the equilibrium between normal bone deposition and reformation. Representative diseases or conditions wherein use of the methods and compositions of the invention include, without limitation, osteoporosis, osteopenia, rickets, osteoarthritis, autoimmune diseases, and rheumatoid arthritis.

**[0038]** As used in this specification, whether in a transitional phrase or in the body of the claim, the terms “comprise(s)” and “comprising” are to be interpreted as having an open-ended meaning. That is, the terms are to be interpreted synonymously with the phrases “having at least” or “including at least”. When used in the context of a process, the term “comprising” means that the process includes at least the recited steps, but may include additional steps. When used in the context of a compound or composition, the term “comprising” means that the compound or composition includes at least the recited features or compounds, but may also include additional features or compounds.

**[0039]** As used herein, the terms “derivatives” or a matter “derived” refer to a chemical substance related structurally to another substance and theoretically obtainable from it, *i.e.* a substance that can be made from another substance. Derivatives can include compounds obtained via a chemical reaction.

**[0040]** As used herein, “berberine” refers to 7,8,13,13a-tetrahydro-9,10-dimethoxy-2,3-(methylenedioxy)-berbinium. Berberine, an alkaloid, is most commonly associated with but not limited to extracts from plants of the *Berberis* species.

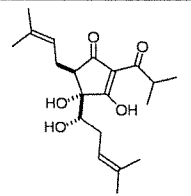
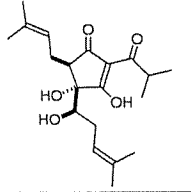
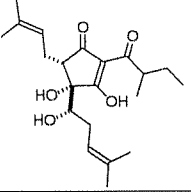
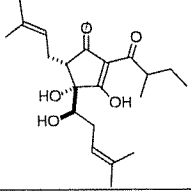
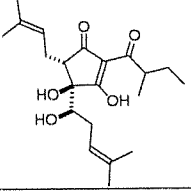
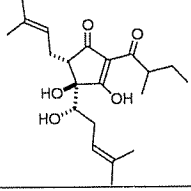
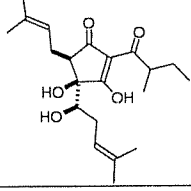
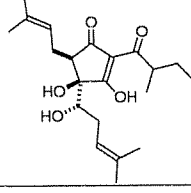
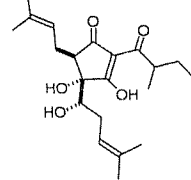
[0041] As used herein, “substituted 1,3-cyclopentadione compounds” refers to those compounds generally described as reduced isoalpha acids commonly associated with hops and beer production. The substituted 1,3-cyclopentadione compounds refers to the dihydroisoalpha acids (RIAA), tetrahydroisoalpha acids (“THIAA”) and hexahydroisoalpha acids (“HHIAA”). Examples of reduced isoalpha acids (RIAA) include without limitation dihydroisoalpha acids, more specifically Rho dihydroisoalpha acids (Table 1), tetrahydroisoalpha acid (Table 2), and hexahydroisoalpha acids (Table 3), and their derivatives. “Rho” refers to those reduced isoalpha acids wherein the reduction is a reduction of the carbonyl group in the 4-methyl-3-pentenoyl side chain.

Table 1

Rho dihydroisoalpha acids

Chemical Name	Synonym	Structure
(4 <i>S</i> ,5 <i>S</i> )-3,4-dihydroxy-4-[(1 <i>S</i> )-hydroxy-4-methylpent-3-en-1-yl]-2-(3-methylbutanoyl)-5-(3-methylbut-2-en-1-yl)cyclopent-2-en-1-one	rho (6 <i>S</i> ) <i>cis</i> n iso-alpha acid	
(4 <i>S</i> ,5 <i>S</i> )-3,4-dihydroxy-4-[(1 <i>R</i> )-hydroxy-4-methylpent-3-en-1-yl]-2-(3-methylbutanoyl)-5-(3-methylbut-2-en-1-yl)cyclopent-2-en-1-one	rho (6 <i>R</i> ) <i>cis</i> n iso-alpha acid	
(4 <i>R</i> ,5 <i>S</i> )-3,4-dihydroxy-4-[(1 <i>R</i> )-hydroxy-4-methylpent-3-en-1-yl]-2-(3-methylbutanoyl)-5-(3-methylbut-2-en-1-yl)cyclopent-2-en-1-one	rho (6 <i>R</i> ) <i>trans</i> n iso-alpha acid	
(4 <i>R</i> ,5 <i>S</i> )-3,4-dihydroxy-4-[(1 <i>S</i> )-hydroxy-4-methylpent-3-en-1-yl]-2-(3-methylbutanoyl)-5-(3-methylbut-2-en-1-yl)cyclopent-2-en-1-one	rho (6 <i>S</i> ) <i>trans</i> n iso-alpha acid	
(4 <i>R</i> ,5 <i>R</i> )-3,4-dihydroxy-4-[(1 <i>R</i> )-hydroxy-4-methylpent-3-en-1-yl]-2-(3-methylbutanoyl)-5-(3-methylbut-2-en-1-yl)cyclopent-2-en-1-one	rho (6 <i>R</i> ) <i>cis</i> rho n iso-alpha acid	

(4 <i>R</i> ,5 <i>R</i> )-3,4-dihydroxy-4-[(1 <i>S</i> )-hydroxy-4-methylpent-3-en-1-yl]-2-(3-methylbutanoyl)-5-(3-methylbut-2-en-1-yl)cyclopent-2-en-1-one	rho (6 <i>S</i> ) <i>cis</i> n iso-alpha acid	
(4 <i>S</i> ,5 <i>R</i> )-3,4-dihydroxy-4-[(1 <i>S</i> )-hydroxy-4-methylpent-3-en-1-yl]-2-(3-methylbutanoyl)-5-(3-methylbut-2-en-1-yl)cyclopent-2-en-1-one	(6 <i>S</i> ) <i>trans</i> rho n iso-alpha acid	
(4 <i>S</i> ,5 <i>R</i> )-3,4-dihydroxy-4-[(1 <i>R</i> )-hydroxy-4-methylpent-3-en-1-yl]-2-(3-methylbutanoyl)-5-(3-methylbut-2-en-1-yl)cyclopent-2-en-1-one	rho (6 <i>R</i> ) <i>trans</i> n iso-alpha acid	
(4 <i>S</i> ,5 <i>S</i> )-3,4-dihydroxy-4-[(1 <i>S</i> )-hydroxy-4-methylpent-3-en-1-yl]-5-(3-methylbut-2-en-1-yl)-2-(2-methylpropanoyl)cyclopent-2-en-1-one	rho (6 <i>S</i> ) <i>cis</i> co iso-alpha acid	
(4 <i>S</i> ,5 <i>S</i> )-3,4-dihydroxy-4-[(1 <i>R</i> )-hydroxy-4-methylpent-3-en-1-yl]-5-(3-methylbut-2-en-1-yl)-2-(2-methylpropanoyl)cyclopent-2-en-1-one	rho (6 <i>R</i> ) <i>cis</i> co iso-alpha acid	
(4 <i>R</i> ,5 <i>S</i> )-3,4-dihydroxy-4-[(1 <i>R</i> )-hydroxy-4-methylpent-3-en-1-yl]-5-(3-methylbut-2-en-1-yl)-2-(2-methylpropanoyl)cyclopent-2-en-1-one	rho (6 <i>R</i> ) <i>trans</i> co iso-alpha acid	
(4 <i>R</i> ,5 <i>S</i> )-3,4-dihydroxy-4-[(1 <i>S</i> )-hydroxy-4-methylpent-3-en-1-yl]-5-(3-methylbut-2-en-1-yl)-2-(2-methylpropanoyl)cyclopent-2-en-1-one	rho (6 <i>S</i> ) <i>trans</i> co iso-alpha acid	
(4 <i>R</i> ,5 <i>R</i> )-3,4-dihydroxy-4-[(1 <i>R</i> )-hydroxy-4-methylpent-3-en-1-yl]-5-(3-methylbut-2-en-1-yl)-2-(2-methylpropanoyl)cyclopent-2-en-1-one	rho (6 <i>R</i> ) <i>cis</i> co iso-alpha acid	
(4 <i>R</i> ,5 <i>R</i> )-3,4-dihydroxy-4-[(1 <i>S</i> )-hydroxy-4-methylpent-3-en-1-yl]-5-(3-methylbut-2-en-1-yl)-2-(2-methylpropanoyl)cyclopent-2-en-1-one	rho (6 <i>S</i> ) <i>cis</i> co iso-alpha acid	

(4 <i>S</i> ,5 <i>R</i> )-3,4-dihydroxy-4-[(1 <i>S</i> )-hydroxy-4-methylpent-3-en-1-yl]-2-(2-methylpropanoyl)-5-(3-methylbut-2-en-1-yl)cyclopent-2-en-1-one	rho (6 <i>S</i> ) <i>trans</i> co iso-alpha acid	
(4 <i>S</i> ,5 <i>R</i> )-3,4-dihydroxy-4-[(1 <i>R</i> )-hydroxy-4-methylpent-3-en-1-yl]-5-(3-methylbut-2-en-1-yl)-2-(2-methylpropanoyl)cyclopent-2-en-1-one	rho (6 <i>R</i> ) <i>trans</i> co iso-alpha acid	
(4 <i>S</i> ,5 <i>S</i> )-3,4-dihydroxy-4-[(1 <i>S</i> )-hydroxy-4-methylpent-3-en-1-yl]-2-(2-methylbutanoyl)-5-(3-methylbut-2-en-1-yl)cyclopent-2-en-1-one	rho (6 <i>S</i> ) <i>cis</i> ad iso-alpha acid	
(4 <i>S</i> ,5 <i>S</i> )-3,4-dihydroxy-4-[(1 <i>R</i> )-hydroxy-4-methylpent-3-en-1-yl]-2-(2-methylbutanoyl)-5-(3-methylbut-2-en-1-yl)cyclopent-2-en-1-one	rho (6 <i>R</i> ) <i>cis</i> ad iso-alpha acid	
(4 <i>R</i> ,5 <i>S</i> )-3,4-dihydroxy-4-[(1 <i>R</i> )-hydroxy-4-methylpent-3-en-1-yl]-2-(2-methylbutanoyl)-5-(3-methylbut-2-en-1-yl)cyclopent-2-en-1-one	rho (6 <i>R</i> ) <i>trans</i> ad iso-alpha acid	
(4 <i>R</i> ,5 <i>S</i> )-3,4-dihydroxy-4-[(1 <i>S</i> )-hydroxy-4-methylpent-3-en-1-yl]-2-(2-methylbutanoyl)-5-(3-methylbut-2-en-1-yl)cyclopent-2-en-1-one	rho (6 <i>S</i> ) <i>trans</i> ad iso-alpha acid	
(4 <i>R</i> ,5 <i>R</i> )-3,4-dihydroxy-4-[(1 <i>R</i> )-hydroxy-4-methylpent-3-en-1-yl]-2-(2-methylbutanoyl)-5-(3-methylbut-2-en-1-yl)cyclopent-2-en-1-one	rho (6 <i>R</i> ) <i>cis</i> ad iso-alpha acid	
(4 <i>R</i> ,5 <i>R</i> )-3,4-dihydroxy-4-[(1 <i>S</i> )-hydroxy-4-methylpent-3-en-1-yl]-2-(2-methylbutanoyl)-5-(3-methylbut-2-en-1-yl)cyclopent-2-en-1-one	rho (6 <i>S</i> ) <i>cis</i> ad iso-alpha acid	
(4 <i>S</i> ,5 <i>R</i> )-3,4-dihydroxy-4-[(1 <i>S</i> )-hydroxy-4-methylpent-3-en-1-yl]-2-(2-methylbutanoyl)-5-(3-methylbut-2-en-1-yl)cyclopent-2-en-1-one	rho (6 <i>S</i> ) <i>trans</i> ad iso-alpha acid	

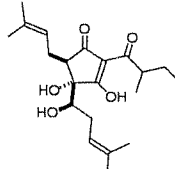
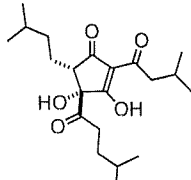
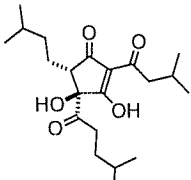
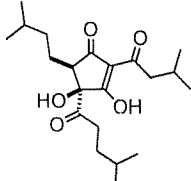
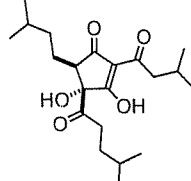
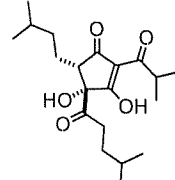
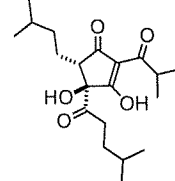
(4 <i>S</i> ,5 <i>R</i> )-3,4-dihydroxy-4-[(1 <i>R</i> )-hydroxy-4-methylpent-3-en-1-yl]-2-(2-methylbutanoyl)-5-(3-methylbut-2-en-1-yl)cyclopent-2-en-1-one	rho (6 <i>R</i> ) <i>trans</i> ad iso-alpha acid	
---	--	---

Table 2

Tetrahydroisoalpa acids

Chemical Name	Synonym	Structure
(4 <i>R</i> ,5 <i>S</i> )-3,4-dihydroxy-2-(3-methylbutanoyl)-5-(3-methylbutyl)-4-(4-methylpentanoyl)cyclopent-2-en-1-one	tetrahydro <i>cis</i> n iso-alpha acid	
(4 <i>S</i> ,5 <i>S</i> )-3,4-dihydroxy-2-(3-methylbutanoyl)-5-(3-methylbutyl)-4-(4-methylpentanoyl)cyclopent-2-en-1-one	tetrahydro <i>trans</i> n iso-alpha acid	
(4 <i>S</i> ,5 <i>R</i> )-3,4-dihydroxy-2-(3-methylbutanoyl)-5-(3-methylbutyl)-4-(4-methylpentanoyl)cyclopent-2-en-1-one	tetrahydro <i>cis</i> n iso-alpha acid	
(4 <i>R</i> ,5 <i>R</i> )-3,4-dihydroxy-2-(3-methylbutanoyl)-5-(3-methylbutyl)-4-(4-methylpentanoyl)cyclopent-2-en-1-one	tetrahydro <i>trans</i> n iso-alpha acid	
(4 <i>R</i> ,5 <i>S</i> )-3,4-dihydroxy-5-(3-methylbutyl)-4-(4-methylpentanoyl)-2-(3-methylpropanoyl)cyclopent-2-en-1-one	tetrahydro <i>cis</i> co iso-alpha acid	
(4 <i>S</i> ,5 <i>S</i> )-3,4-dihydroxy-5-(3-methylbutyl)-4-(4-methylpentanoyl)-2-(3-methylpropanoyl)cyclopent-2-en-1-one	tetrahydro <i>trans</i> co iso-alpha acid	

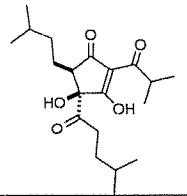
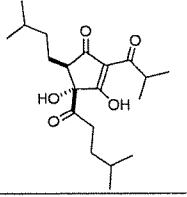
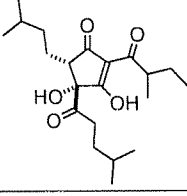
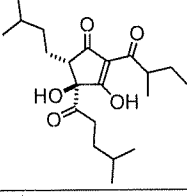
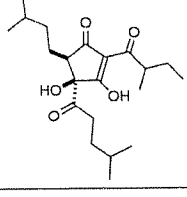
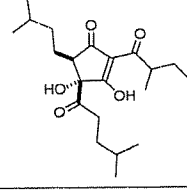
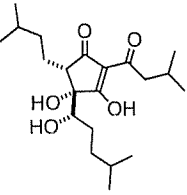
(4 <i>S</i> ,5 <i>R</i> )-3,4-dihydroxy-5-(3-methylbutyl)-4-(4-methylpentanoyl)-2-(3-methylpropanoyl)cyclopent-2-en-1-one	tetrahydro <i>cis</i> co iso-alpha acid	
(4 <i>R</i> ,5 <i>R</i> )-3,4-dihydroxy-5-(3-methylbutyl)-4-(4-methylpentanoyl)-2-(3-methylpropanoyl)cyclopent-2-en-1-one	tetrahydro <i>trans</i> co iso-alpha acid	
(4 <i>R</i> ,5 <i>S</i> )-3,4-dihydroxy-2-(2-methylbutanoyl)-5-(3-methylbutyl)-4-(4-methylpentanoyl)cyclopent-2-en-1-one	tetrahydro <i>cis</i> ad iso-alpha acid	
(4 <i>S</i> ,5 <i>S</i> )-3,4-dihydroxy-2-(2-methylbutanoyl)-5-(3-methylbutyl)-4-(4-methylpentanoyl)cyclopent-2-en-1-one	tetrahydro <i>trans</i> ad iso-alpha acid	
(4 <i>S</i> ,5 <i>R</i> )-3,4-dihydroxy-2-(2-methylbutanoyl)-5-(3-methylbutyl)-4-(4-methylpentanoyl)cyclopent-2-en-1-one	tetrahydro <i>cis</i> ad iso-alpha acid	
(4 <i>R</i> ,5 <i>R</i> )-3,4-dihydroxy-2-(2-methylbutanoyl)-5-(3-methylbutyl)-4-(4-methylpentanoyl)cyclopent-2-en-1-one	tetrahydro <i>trans</i> ad iso-alpha acid	

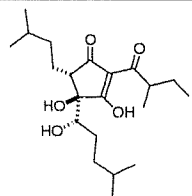
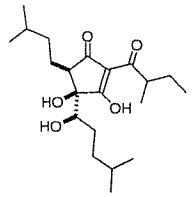
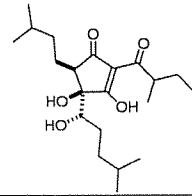
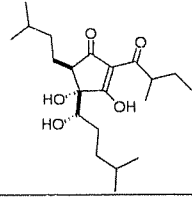
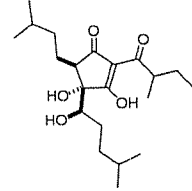
Table 3

Hexahydroisoalpha acids

Chemical Name	Synonym	Structure
(4 <i>S</i> ,5 <i>S</i> )-3,4-dihydroxy-4-[(1 <i>S</i> )-1-hydroxy-4-methylpentyl]-2-(3-methylbutanoyl)-5-(3-methylbutyl)cyclopent-2-en-1-one	hexahydro (6 <i>S</i> ) <i>cis</i> n iso-alpha acid	

(4 <i>S</i> ,5 <i>S</i> )-3,4-dihydroxy-4-[(1 <i>R</i> )-1-hydroxy-4-methylpentyl]-2-(3-methylbutanoyl)-5-(3-methylbutyl)cyclopent-2-en-1-one	hexahydro (6 <i>R</i> ) <i>cis</i> n iso-alpha acid	
(4 <i>R</i> ,5 <i>S</i> )-3,4-dihydroxy-4-[(1 <i>R</i> )-1-hydroxy-4-methylpentyl]-2-(3-methylbutanoyl)-5-(3-methylbutyl)cyclopent-2-en-1-one	hexahydro (6 <i>R</i> ) <i>trans</i> n iso-alpha acid	
(4 <i>R</i> ,5 <i>S</i> )-3,4-dihydroxy-4-[(1 <i>S</i> )-1-hydroxy-4-methylpentyl]-2-(3-methylbutanoyl)-5-(3-methylbutyl)cyclopent-2-en-1-one	hexahydro (6 <i>S</i> ) <i>trans</i> n iso-alpha acid	
(4 <i>R</i> ,5 <i>R</i> )-3,4-dihydroxy-4-[(1 <i>R</i> )-1-hydroxy-4-methylpentyl]-2-(3-methylbutanoyl)-5-(3-methylbutyl)cyclopent-2-en-1-one	hexahydro (6 <i>R</i> ) <i>cis</i> n iso-alpha acid	
(4 <i>R</i> ,5 <i>R</i> )-3,4-dihydroxy-4-[(1 <i>S</i> )-1-hydroxy-4-methylpentyl]-2-(3-methylbutanoyl)-5-(3-methylbutyl)cyclopent-2-en-1-one	hexahydro (6 <i>S</i> ) <i>cis</i> n iso-alpha acid	
(4 <i>S</i> ,5 <i>R</i> )-3,4-dihydroxy-4-[(1 <i>S</i> )-1-hydroxy-4-methylpentyl]-2-(3-methylbutanoyl)-5-(3-methylbutyl)cyclopent-2-en-1-one	hexahydro (6 <i>S</i> ) <i>trans</i> n iso-alpha acid	
(4 <i>S</i> ,5 <i>R</i> )-3,4-dihydroxy-4-[(1 <i>R</i> )-1-hydroxy-4-methylpentyl]-2-(3-methylbutanoyl)-5-(3-methylbutyl)cyclopent-2-en-1-one	hexahydro (6 <i>R</i> ) <i>trans</i> n iso-alpha acid	
(4 <i>S</i> ,5 <i>S</i> )-3,4-dihydroxy-4-[(1 <i>S</i> )-hydroxy-4-methylpent-3-en-1-yl]-5-(3-methylbut-2-en-1-yl)-2-(2-methylpropanoyl)cyclopent-2-en-1-one	hexahydro (6 <i>S</i> ) <i>cis</i> co iso-alpha acid	
(4 <i>S</i> ,5 <i>S</i> )-3,4-dihydroxy-4-[(1 <i>R</i> )-hydroxy-4-methylpent-3-en-1-yl]-5-(3-methylbut-2-en-1-yl)-2-(2-methylpropanoyl)cyclopent-2-en-1-one	hexahydro (6 <i>R</i> ) <i>cis</i> co iso-alpha acid	

(4 <i>R</i> ,5 <i>S</i> )-3,4-dihydroxy-4-[(1 <i>R</i> )-hydroxy-4-methylpent-3-en-1-yl]-5-(3-methylbut-2-en-1-yl)-2-(2-methylpropanoyl)cyclopent-2-en-1-one	hexahydro (6 <i>R</i> ) <i>trans</i> co iso-alpha acid	
(4 <i>R</i> ,5 <i>S</i> )-3,4-dihydroxy-4-[(1 <i>S</i> )-hydroxy-4-methylpent-3-en-1-yl]-5-(3-methylbut-2-en-1-yl)-2-(2-methylpropanoyl)cyclopent-2-en-1-one	hexahydro (6 <i>S</i> ) <i>trans</i> co iso-alpha acid	
(4 <i>R</i> ,5 <i>R</i> )-3,4-dihydroxy-4-[(1 <i>R</i> )-hydroxy-4-methylpent-3-en-1-yl]-5-(3-methylbut-2-en-1-yl)-2-(2-methylpropanoyl)cyclopent-2-en-1-one	hexahydro (6 <i>R</i> ) <i>cis</i> co iso-alpha acid	
(4 <i>R</i> ,5 <i>R</i> )-3,4-dihydroxy-4-[(1 <i>S</i> )-hydroxy-4-methylpent-3-en-1-yl]-5-(3-methylbut-2-en-1-yl)-2-(2-methylpropanoyl)cyclopent-2-en-1-one	hexahydro (6 <i>S</i> ) <i>cis</i> co iso-alpha acid	
(4 <i>S</i> ,5 <i>R</i> )-3,4-dihydroxy-4-[(1 <i>S</i> )-hydroxy-4-methylpent-3-en-1-yl]-2-(2-methylpropanoyl)-5-(3-methylbut-2-en-1-yl)cyclopent-2-en-1-one	hexahydro (6 <i>S</i> ) <i>trans</i> co iso-alpha acid	
(4 <i>S</i> ,5 <i>R</i> )-3,4-dihydroxy-4-[(1 <i>R</i> )-hydroxy-4-methylpent-3-en-1-yl]-5-(3-methylbut-2-en-1-yl)-2-(2-methylpropanoyl)cyclopent-2-en-1-one	hexahydro (6 <i>R</i> ) <i>trans</i> co iso-alpha acid	
(4 <i>S</i> ,5 <i>S</i> )-3,4-dihydroxy-4-[(1 <i>S</i> )-hydroxy-4-methylpent-3-en-1-yl]-2-(2-methylbutanoyl)-5-(3-methylbut-2-en-1-yl)cyclopent-2-en-1-one	hexahydro (6 <i>S</i> ) <i>cis</i> ad iso-alpha acid	
(4 <i>S</i> ,5 <i>S</i> )-3,4-dihydroxy-4-[(1 <i>R</i> )-hydroxy-4-methylpent-3-en-1-yl]-2-(2-methylbutanoyl)-5-(3-methylbut-2-en-1-yl)cyclopent-2-en-1-one	hexahydro (6 <i>R</i> ) <i>cis</i> ad iso-alpha acid	
(4 <i>R</i> ,5 <i>S</i> )-3,4-dihydroxy-4-[(1 <i>R</i> )-hydroxy-4-methylpent-3-en-1-yl]-2-(2-methylbutanoyl)-5-(3-methylbut-2-en-1-yl)cyclopent-2-en-1-one	hexahydro (6 <i>R</i> ) <i>trans</i> ad iso-alpha acid	

(4 <i>R</i> ,5 <i>S</i> )-3,4-dihydroxy-4-[(1 <i>S</i> )-hydroxy-4-methylpent-3-en-1-yl]-2-(2-methylbutanoyl)-5-(3-methylbut-2-en-1-yl)cyclopent-2-en-1-one	hexahydro (6 <i>S</i> ) <i>trans</i> ad iso-alpha acid	
(4 <i>R</i> ,5 <i>R</i> )-3,4-dihydroxy-4-[(1 <i>R</i> )-hydroxy-4-methylpent-3-en-1-yl]-2-(2-methylbutanoyl)-5-(3-methylbut-2-en-1-yl)cyclopent-2-en-1-one	hexahydro (6 <i>R</i> ) <i>cis</i> ad iso-alpha acid	
(4 <i>R</i> ,5 <i>R</i> )-3,4-dihydroxy-4-[(1 <i>S</i> )-hydroxy-4-methylpent-3-en-1-yl]-2-(2-methylbutanoyl)-5-(3-methylbut-2-en-1-yl)cyclopent-2-en-1-one	hexahydro (6 <i>S</i> ) <i>cis</i> ad iso-alpha acid	
(4 <i>S</i> ,5 <i>R</i> )-3,4-dihydroxy-4-[(1 <i>S</i> )-hydroxy-4-methylpent-3-en-1-yl]-2-(2-methylbutanoyl)-5-(3-methylbut-2-en-1-yl)cyclopent-2-en-1-one	hexahydro (6 <i>S</i> ) <i>trans</i> ad iso-alpha acid	
(4 <i>S</i> ,5 <i>R</i> )-3,4-dihydroxy-4-[(1 <i>R</i> )-hydroxy-4-methylpent-3-en-1-yl]-2-(2-methylbutanoyl)-5-(3-methylbut-2-en-1-yl)cyclopent-2-en-1-one	hexahydro (6 <i>R</i> ) <i>trans</i> ad iso-alpha acid	

[0042] In some instances the compounds of the second component are derived from hops. See Verzele, M. and De Keukeleire, D., Developments in Food Science 27: Chemistry and Analysis of Hop and Beer Bitter Acids, Elsevier Science Pub. Co., 1991, New York, USA, herein incorporated by reference in its entirety, for a detailed discussion of hops chemistry.

[0043] The term "pharmaceutically acceptable" is used in the sense of being compatible with the other ingredients of the compositions and not deleterious to the recipient thereof.

[0044] As used herein, "compounds" may be identified either by their chemical structure, chemical name, or common name. When the chemical structure and chemical or common name conflict, the chemical structure is determinative of the identity of the compound. The compounds described herein may contain one or more chiral centers and/or double bonds and therefore, may exist as stereoisomers, such as double-bond isomers (*i.e.*, geometric isomers), enantiomers or diastereomers. Accordingly, the chemical structures depicted herein encompass all possible enantiomers and stereoisomers of the illustrated or identified compounds including

the stereoisomerically pure form (*e.g.*, geometrically pure, enantiomerically pure or diastereomerically pure) and enantiomeric and stereoisomeric mixtures. Enantiomeric and stereoisomeric mixtures can be resolved into their component enantiomers or stereoisomers using separation techniques or chiral synthesis techniques well known to the skilled artisan. The compounds may also exist in several tautomeric forms including the enol form, the keto form and mixtures thereof. Accordingly, the chemical structures depicted herein encompass all possible tautomeric forms of the illustrated or identified compounds. The compounds described also encompass isotopically labeled compounds where one or more atoms have an atomic mass different from the atomic mass conventionally found in nature. Examples of isotopes that may be incorporated into the compounds of the invention include, but are not limited to,  $^2\text{H}$ ,  $^3\text{H}$ ,  $^{13}\text{C}$ ,  $^{14}\text{C}$ ,  $^{15}\text{N}$ ,  $^{18}\text{O}$ ,  $^{17}\text{O}$ , *etc.* Compounds may exist in unsolvated forms as well as solvated forms, including hydrated forms and as N-oxides. In general, compounds may be hydrated, solvated or N-oxides. Certain compounds may exist in multiple crystalline or amorphous forms. Also contemplated within the scope of the invention are congeners, analogs, hydrolysis products, metabolites and precursor or prodrugs of the compound. In general, unless otherwise indicated, all physical forms are equivalent for the uses contemplated herein and are intended to be within the scope of the present invention.

**[0045]** Compounds according to the invention may be present as salts. In particular, pharmaceutically acceptable salts of the compounds are contemplated. A “pharmaceutically acceptable salt” of the invention is a combination of a compound of the invention and either an acid or a base that forms a salt (such as, for example, the magnesium salt, denoted herein as “Mg” or “Mag”) with the compound and is tolerated by a subject under therapeutic conditions. In general, a pharmaceutically acceptable salt of a compound of the invention will have a therapeutic index (the ratio of the lowest toxic dose to the lowest therapeutically effective dose) of 1 or greater. The person skilled in the art will recognize that the lowest therapeutically effective dose will vary from subject to subject and from indication to indication, and will thus adjust accordingly.

**[0046]** As used herein “hop” or “hops” refers to plant cones of the genus *Humulus* which contains a bitter aromatic oil which is used in the brewing industry to prevent bacterial action and add the characteristic bitter taste to beer. More preferably, the hops used are derived from *Humulus lupulus*.

**[0047]** The compounds according to the invention are optionally formulated in a pharmaceutically acceptable vehicle with any of the well known pharmaceutically acceptable carriers, including diluents and excipients (see Remington's Pharmaceutical Sciences, 18th Ed., Gennaro, Mack Publishing Co., Easton, PA 1990 and Remington: The Science and Practice of

Pharmacy, Lippincott, Williams & Wilkins, 1995). While the type of pharmaceutically acceptable carrier/vehicle employed in generating the compositions of the invention will vary depending upon the mode of administration of the composition to a mammal, generally pharmaceutically acceptable carriers are physiologically inert and non-toxic. Formulations of compositions according to the invention may contain more than one type of compound of the invention), as well any other pharmacologically active ingredient useful for the treatment of the symptom/condition being treated.

**[0048]** The compositions of the invention can be administered by standard routes. The compositions of the invention include those suitable for oral, inhalation, rectal, ophthalmic (including intravitreal or intracameral), nasal, topical (including buccal and sublingual), vaginal, or parenteral (including subcutaneous, intramuscular, intravenous, intradermal, and intratracheal). In addition, polymers may be added according to standard methodologies in the art for sustained release of a given compound.

**[0049]** It is contemplated within the scope of the invention that compositions used to treat a disease or condition will use a pharmaceutical grade compound and that the composition will further comprise a pharmaceutically acceptable carrier. It is further contemplated that these compositions of the invention may be prepared in unit dosage forms appropriate to both the route of administration and the disease and patient to be treated. The compositions may conveniently be presented in dosage unit form be prepared by any of the methods well known in the art of pharmacy. All methods include the step of bringing the active ingredient into association with the vehicle which constitutes one or more auxiliary constituents. In general, the compositions are prepared by uniformly and intimately bringing the active ingredient into association with a liquid vehicle or a finely divided solid vehicle or both, and then, if necessary, shaping the product into the desired composition.

**[0050]** The term "dosage unit" is understood to mean a unitary, *i.e.* a single dose which is capable of being administered to a patient, and which may be readily handled and packed, remaining as a physically and chemically stable unit dose comprising either the active ingredient as such or a mixture of it with solid or liquid pharmaceutical vehicle materials.

**[0051]** Compositions suitable for oral administration may be in the form of discrete units as capsules, sachets, tablets, soft gels or lozenges, each containing a predetermined amount of the active ingredient; in the form of a powder or granules; in the form of a solution or a suspension in an aqueous liquid or non-aqueous liquid, such as ethanol or glycerol; or in the form of an oil-in-water emulsion or a water-in-oil emulsion. Such oils may be edible oils, such as *e.g.* cottonseed oil, sesame oil, coconut oil or peanut oil. Suitable dispersing or suspending agents for

aqueous suspensions include synthetic or natural gums such as tragacanth, alginate, gum arabic, dextran, sodium carboxymethylcellulose, gelatin, methylcellulose and polyvinylpyrrolidone. The active ingredient may also be administered in the form of a bolus, electuary or paste.

[0052] Transdermal compositions may be in the form of a plaster, microstructured arrays, sometimes called microneedles, iontophoresis (which uses low voltage electrical current to drive charged drugs through the skin), electroporation (which uses short electrical pulses of high voltage to create transient aqueous pores in the skin), sonophoresis (which uses low frequency ultrasonic energy to disrupt the stratum corneum), and thermal energy (which uses heat to make the skin more permeable and to increase the energy of drug molecules), or via polymer patch.

[0053] Liposomal compositions or biodegradable polymer systems may also be used to present the active ingredient for ophthalmic administration.

[0054] Compositions suitable for topical administration include liquid or semi-liquid preparations such as liniments, lotions, gels, and oil-in-water or water-in-oil emulsions such as creams, ointments or pastes; or solutions or suspensions such as drops.

[0055] In addition to the compositions described above, the compositions of the invention may also be formulated as a depot preparation. Such long-acting compositions may be administered by implantation (*e.g.* subcutaneously, intraabdominally, or intramuscularly) or by intramuscular injection. Thus, for example, the active ingredient may be formulated with suitable polymeric or hydrophobic materials (for example, as an emulsion in a pharmaceutically acceptable oil), or an ion exchange resin.

[0056] As used herein, by "treating" is meant reducing, preventing, and/or reversing the symptoms in the individual to which a compound of the invention has been administered, as compared to the symptoms of an individual not being treated according to the invention. A practitioner will appreciate that the compounds, compositions, and methods described herein are to be used in concomitance with continuous clinical evaluations by a skilled practitioner (physician or veterinarian) to determine subsequent therapy. Hence, following treatment the practitioners will evaluate any improvement in the treatment of the pulmonary inflammation according to standard methodologies. Such evaluation will aid and inform in evaluating whether to increase, reduce or continue a particular treatment dose, mode of administration, *etc.*

[0057] It will be understood that the subject to which a compound of the invention is administered need not suffer from a specific traumatic state. Indeed, the compounds of the invention may be administered prophylactically, prior to any development of symptoms. The

term "therapeutic," "therapeutically," and permutations of these terms are used to encompass therapeutic, palliative as well as prophylactic uses. Hence, as used herein, by "treating or alleviating the symptoms" is meant reducing, preventing, and/or reversing the symptoms of the individual to which a compound of the invention has been administered, as compared to the symptoms of an individual receiving no such administration.

[0058] The term "therapeutically effective amount" is used to denote treatments at dosages effective to achieve the therapeutic result sought. Furthermore, one of skill will appreciate that the therapeutically effective amount of the compound of the invention may be lowered or increased by fine tuning and/or by administering more than one compound of the invention, or by administering a compound of the invention with another compound. See, for example, Meiner, C.L., "Clinical Trials: Design, Conduct, and Analysis," Monographs in Epidemiology and Biostatistics, Vol. 8 Oxford University Press, USA (1986). The invention therefore provides a method to tailor the administration/treatment to the particular exigencies specific to a given mammal. As illustrated in the following examples, therapeutically effective amounts may be easily determined for example empirically by starting at relatively low amounts and by step-wise increments with concurrent evaluation of beneficial effect.

[0059] It will be appreciated by those of skill in the art that the number of administrations of the compounds according to the invention will vary from patient to patient based on the particular medical status of that patient at any given time including other clinical factors such as age, weight and condition of the mammal and the route of administration chosen.

[0060] As used herein, "symptom" denotes any sensation or change in bodily function that is experienced by a patient and is associated with a particular disease, *i.e.*, anything that accompanies "X" and is regarded as an indication of "X"'s existence. It is recognized and understood that symptoms will vary from disease to disease or condition to condition.

[0061] A second embodiment of the invention describes compositions to promote bone and joint health in a mammal. Here the compositions comprise a therapeutically effective amount of berberine or a pharmaceutically acceptable salt thereof as a first component and as a second component a therapeutically effective amount of a substituted 1,3-cyclopentadione compound selected from the group from the group consisting of rho dihydroisoalpha acids and tetrahydroisoalpha acids or pharmaceutically acceptable salts thereof.

[0062] In some aspects of this embodiment the first component and the second component are in a synergistic ratio.

**[0063]** The rho dihydroisoalpha acid is selected from the group consisting of (4*S*,5*S*)-3,4-dihydroxy-4-[(1*S*)-hydroxy-4-methylpent-3-en-1-yl]-2-(3-methylbutanoyl)-5-(3-methylbut-2-en-1-yl)cyclopent-2-en-1-one; (4*R*,5*R*)-3,4-dihydroxy-4-[(1*R*)-hydroxy-4-methylpent-3-en-1-yl]-2-(3-methylbutanoyl)-5-(3-methylbut-2-en-1-yl)cyclopent-2-en-1-one; (4*R*,5*R*)-3,4-dihydroxy-4-[(1*R*)-hydroxy-4-methylpent-3-en-1-yl]-2-(2-methylbutanoyl)-5-(3-methylbut-2-en-1-yl)cyclopent-2-en-1-one; (4*R*,5*R*)-3,4-dihydroxy-4-[(1*R*)-hydroxy-4-methylpent-3-en-1-yl]-5-(3-methylbut-2-en-1-yl)-2-(2-methylpropanoyl)cyclopent-2-en-1-one; (4*R*,5*R*)-3,4-dihydroxy-4-[(1*S*)-hydroxy-4-methylpent-3-en-1-yl]-2-(3-methylbutanoyl)-5-(3-methylbut-2-en-1-yl)cyclopent-2-en-1-one; (4*R*,5*R*)-3,4-dihydroxy-4-[(1*S*)-hydroxy-4-methylpent-3-en-1-yl]-2-(2-methylbutanoyl)-5-(3-methylbut-2-en-1-yl)cyclopent-2-en-1-one; (4*R*,5*R*)-3,4-dihydroxy-4-[(1*S*)-hydroxy-4-methylpent-3-en-1-yl]-5-(3-methylbut-2-en-1-yl)-2-(2-methylpropanoyl)cyclopent-2-en-1-one; (4*R*,5*S*)-3,4-dihydroxy-4-[(1*R*)-hydroxy-4-methylpent-3-en-1-yl]-2-(3-methylbutanoyl)-5-(3-methylbut-2-en-1-yl)cyclopent-2-en-1-one; (4*R*,5*S*)-3,4-dihydroxy-4-[(1*R*)-hydroxy-4-methylpent-3-en-1-yl]-2-(2-methylbutanoyl)-5-(3-methylbut-2-en-1-yl)cyclopent-2-en-1-one; (4*R*,5*S*)-3,4-dihydroxy-4-[(1*R*)-hydroxy-4-methylpent-3-en-1-yl]-5-(3-methylbut-2-en-1-yl)-2-(2-methylpropanoyl)cyclopent-2-en-1-one; (4*R*,5*S*)-3,4-dihydroxy-4-[(1*S*)-hydroxy-4-methylpent-3-en-1-yl]-2-(3-methylbutanoyl)-5-(3-methylbut-2-en-1-yl)cyclopent-2-en-1-one; (4*R*,5*S*)-3,4-dihydroxy-4-[(1*S*)-hydroxy-4-methylpent-3-en-1-yl]-2-(2-methylbutanoyl)-5-(3-methylbut-2-en-1-yl)cyclopent-2-en-1-one; (4*R*,5*S*)-3,4-dihydroxy-4-[(1*S*)-hydroxy-4-methylpent-3-en-1-yl]-5-(3-methylbut-2-en-1-yl)-2-(2-methylpropanoyl)cyclopent-2-en-1-one; (4*S*,5*R*)-3,4-dihydroxy-4-[(1*R*)-hydroxy-4-methylpent-3-en-1-yl]-2-(3-methylbutanoyl)-5-(3-methylbut-2-en-1-yl)cyclopent-2-en-1-one; (4*S*,5*R*)-3,4-dihydroxy-4-[(1*R*)-hydroxy-4-methylpent-3-en-1-yl]-2-(2-methylbutanoyl)-5-(3-methylbut-2-en-1-yl)cyclopent-2-en-1-one; (4*S*,5*R*)-3,4-dihydroxy-4-[(1*R*)-hydroxy-4-methylpent-3-en-1-yl]-5-(3-methylbut-2-en-1-yl)-2-(2-methylpropanoyl)cyclopent-2-en-1-one; (4*S*,5*R*)-3,4-dihydroxy-4-[(1*S*)-hydroxy-4-methylpent-3-en-1-yl]-2-(3-methylbutanoyl)-5-(3-methylbut-2-en-1-yl)cyclopent-2-en-1-one; (4*S*,5*R*)-3,4-dihydroxy-4-[(1*S*)-hydroxy-4-methylpent-3-en-1-yl]-2-(2-methylbutanoyl)-5-(3-methylbut-2-en-1-yl)cyclopent-2-en-1-one; (4*S*,5*R*)-3,4-dihydroxy-4-[(1*S*)-hydroxy-4-methylpent-3-en-1-yl]-5-(3-methylbut-2-en-1-yl)-2-(2-methylpropanoyl)cyclopent-2-en-1-one; (4*S*,5*S*)-3,4-dihydroxy-4-[(1*R*)-hydroxy-4-methylpent-3-en-1-yl]-2-(3-methylbutanoyl)-5-(3-methylbut-2-en-1-yl)cyclopent-2-en-1-one; (4*S*,5*S*)-3,4-dihydroxy-4-[(1*R*)-hydroxy-4-methylpent-3-en-1-yl]-2-(2-methylbutanoyl)-5-(3-methylbut-2-en-1-yl)cyclopent-2-en-1-one; (4*S*,5*S*)-3,4-dihydroxy-4-[(1*R*)-hydroxy-4-methylpent-3-en-1-yl]-5-(3-methylbut-2-en-1-yl)-2-(2-methylpropanoyl)cyclopent-2-en-1-one; (4*S*,5*S*)-3,4-dihydroxy-4-[(1*S*)-hydroxy-4-methylpent-3-en-1-yl]-2-(3-methylbutanoyl)-5-(3-methylbut-2-en-1-yl)cyclopent-2-en-1-one; (4*S*,5*S*)-3,4-dihydroxy-4-[(1*S*)-hydroxy-4-methylpent-3-en-1-yl]-2-(2-methylbutanoyl)-5-(3-methylbut-2-en-1-yl)cyclopent-2-en-1-one; and (4*S*,5*S*)-3,4-dihydroxy-4-[(1*S*)-hydroxy-4-methylpent-3-en-1-yl]-5-(3-methylbut-2-en-1-yl)-2-(2-methylpropanoyl)cyclopent-2-en-1-one is utilized in other aspects of this embodiment.

**[0064]** In another aspect of this embodiment the tetrahydroisoalpha acid is selected from the group consisting of *4R,5S*-3,4-dihydroxy-2-(3-methylbutanoyl)-5-(3-methylbutyl)-4-(4-methylpentanoyl)cyclopent-2-en-1-one; (*4R,5S*)-3,4-dihydroxy-2-(3-methylbutanoyl)-5-(3-methylbutyl)-4-(4-methylpentanoyl)cyclopent-2-en-1-one; (*4R,5S*)-3,4-dihydroxy-2-(3-methylbutanoyl)-5-(3-methylbutyl)-4-(4-methylpentanoyl)cyclopent-2-en-1-one; (*4R,5S*)-3,4-dihydroxy-2-(3-methylbutanoyl)-5-(3-methylbutyl)-4-(4-methylpentanoyl)cyclopent-2-en-1-one; (*4R,5S*)-3,4-dihydroxy-2-(3-methylbutanoyl)-5-(3-methylbutyl)-4-(4-methylpentanoyl)cyclopent-2-en-1-one; (*4R,5S*)-3,4-dihydroxy-2-(3-methylbutanoyl)-5-(3-methylbutyl)-4-(4-methylpentanoyl)cyclopent-2-en-1-one; (*4R,5S*)-3,4-dihydroxy-2-(3-methylbutanoyl)-5-(3-methylbutyl)-4-(4-methylpentanoyl)cyclopent-2-en-1-one; (*4R,5S*)-3,4-dihydroxy-2-(3-methylbutanoyl)-5-(3-methylbutyl)-4-(4-methylpentanoyl)cyclopent-2-en-1-one; (*4R,5S*)-3,4-dihydroxy-2-(3-methylbutanoyl)-5-(3-methylbutyl)-4-(4-methylpentanoyl)cyclopent-2-en-1-one; (*4R,5S*)-3,4-dihydroxy-2-(3-methylbutanoyl)-5-(3-methylbutyl)-4-(4-methylpentanoyl)cyclopent-2-en-1-one; (*4R,5S*)-3,4-dihydroxy-2-(3-methylbutanoyl)-5-(3-methylbutyl)-4-(4-methylpentanoyl)cyclopent-2-en-1-one; (*4R,5S*)-3,4-dihydroxy-2-(3-methylbutanoyl)-5-(3-methylbutyl)-4-(4-methylpentanoyl)cyclopent-2-en-1-one; (*4R,5S*)-3,4-dihydroxy-2-(3-methylbutanoyl)-5-(3-methylbutyl)-4-(4-methylpentanoyl)cyclopent-2-en-1-one; (*4R,5S*)-3,4-dihydroxy-2-(3-methylbutanoyl)-5-(3-methylbutyl)-4-(4-methylpentanoyl)cyclopent-2-en-1-one; (*4R,5S*)-3,4-dihydroxy-2-(3-methylbutanoyl)-5-(3-methylbutyl)-4-(4-methylpentanoyl)cyclopent-2-en-1-one; (*4R,5S*)-3,4-dihydroxy-2-(3-methylbutanoyl)-5-(3-methylbutyl)-4-(4-methylpentanoyl)cyclopent-2-en-1-one; (*4R,5S*)-3,4-dihydroxy-2-(3-methylbutanoyl)-5-(3-methylbutyl)-4-(4-methylpentanoyl)cyclopent-2-en-1-one; (*4R,5S*)-3,4-dihydroxy-2-(3-methylbutanoyl)-5-(3-methylbutyl)-4-(4-methylpentanoyl)cyclopent-2-en-1-one; (*4R,5S*)-3,4-dihydroxy-2-(3-methylbutanoyl)-5-(3-methylbutyl)-4-(4-methylpentanoyl)cyclopent-2-en-1-one; and (*4R,5S*)-3,4-dihydroxy-2-(3-methylbutanoyl)-5-(3-methylbutyl)-4-(4-methylpentanoyl)cyclopent-2-en-1-one.

**[0065]** In some aspects the second component of the composition is derived from hops while in other aspects the composition further comprises a pharmaceutically acceptable excipient selected from the group consisting of coatings, isotonic and absorption delaying agents, binders, adhesives, lubricants, disintergrants, coloring agents, flavoring agents, sweetening agents, absorbants, detergents, and emulsifying agents. Additionally, in still other aspects the composition further comprises one or more members selected from the group consisting of antioxidants, vitamins, minerals, proteins, fats, and carbohydrates.

**[0066]** Another aspect describes compositions comprising from about 10 mg to about 800 mg of berberine or a pharmaceutically acceptable salt thereof and from about 10 mg to about 800 mg of a tetrahydroisoalpa acid or a pharmaceutically acceptable salt thereof, wherein the tetrahydroisoalpa acid is selected from the group consisting of 4*R*,5*S*-3,4-dihydroxy-2-(3-methylbutanoyl)-5-(3-methylbutyl)-4-(4-methylpentanoyl)cyclopent-2-en-1-one; (4*R*,5*S*)-3,4-dihydroxy-2-(3-methylbutanoyl)-5-(3-methylbutyl)-4-(4-methylpentanoyl)cyclopent-2-en-1-one; (4*R*,5*S*)-3,4-dihydroxy-2-(3-methylbutanoyl)-5-(3-methylbutyl)-4-(4-methylpentanoyl)cyclopent-2-en-1-one; (4*R*,5*S*)-3,4-dihydroxy-2-(3-methylbutanoyl)-5-(3-methylbutyl)-4-(4-methylpentanoyl)cyclopent-2-en-1-one; (4*R*,5*S*)-3,4-dihydroxy-2-(3-methylbutanoyl)-5-(3-methylbutyl)-4-(4-methylpentanoyl)cyclopent-2-en-1-one; (4*R*,5*S*)-3,4-dihydroxy-2-(3-

methylbutanoyl)-5-(3-methylbutyl)-4-(4-methylpentanoyl)cyclopent-2-en-1-one; (*4R*,*5S*)-3,4-dihydroxy-2-(3-methylbutanoyl)-5-(3-methylbutyl)-4-(4-methylpentanoyl)cyclopent-2-en-1-one; (*4R*,*5S*)-3,4-dihydroxy-2-(3-methylbutanoyl)-5-(3-methylbutyl)-4-(4-methylpentanoyl)cyclopent-2-en-1-one; (*4R*,*5S*)-3,4-dihydroxy-2-(3-methylbutanoyl)-5-(3-methylbutyl)-4-(4-methylpentanoyl)cyclopent-2-en-1-one; (*4R*,*5S*)-3,4-dihydroxy-2-(3-methylbutanoyl)-5-(3-methylbutyl)-4-(4-methylpentanoyl)cyclopent-2-en-1-one; (*4R*,*5S*)-3,4-dihydroxy-2-(3-methylbutanoyl)-5-(3-methylbutyl)-4-(4-methylpentanoyl)cyclopent-2-en-1-one; (*4R*,*5S*)-3,4-dihydroxy-2-(3-methylbutanoyl)-5-(3-methylbutyl)-4-(4-methylpentanoyl)cyclopent-2-en-1-one; (*4R*,*5S*)-3,4-dihydroxy-2-(3-methylbutanoyl)-5-(3-methylbutyl)-4-(4-methylpentanoyl)cyclopent-2-en-1-one; (*4R*,*5S*)-3,4-dihydroxy-2-(3-methylbutanoyl)-5-(3-methylbutyl)-4-(4-methylpentanoyl)cyclopent-2-en-1-one; (*4R*,*5S*)-3,4-dihydroxy-2-(3-methylbutanoyl)-5-(3-methylbutyl)-4-(4-methylpentanoyl)cyclopent-2-en-1-one; and (*4R*,*5S*)-3,4-dihydroxy-2-(3-methylbutanoyl)-5-(3-methylbutyl)-4-(4-methylpentanoyl)cyclopent-2-en-1-one.

**[0067]** In yet another aspect, the composition comprises from about 9mg to about 720 mg of berberine or a pharmaceutically acceptable salt thereof and from about 20 mg to about 1600 mg of a rho dihydroisoalpa acid or a pharmaceutically acceptable salt thereof, wherein the rho dihydroisoalpa acid is selected from the group consisting of (4*S*,5*S*)-3,4-dihydroxy-4-[(1*S*)-hydroxy-4-methylpent-3-en-1-yl]-2-(3-methylbutanoyl)-5-(3-methylbut-2-en-1-yl)cyclopent-2-en-1-one; (4*R*,5*R*)-3,4-dihydroxy-4-[(1*R*)-hydroxy-4-methylpent-3-en-1-yl]-2-(3-methylbutanoyl)-5-(3-methylbut-2-en-1-yl)cyclopent-2-en-1-one; (4*R*,5*R*)-3,4-dihydroxy-4-[(1*R*)-hydroxy-4-methylpent-3-en-1-yl]-2-(2-methylbutanoyl)-5-(3-methylbut-2-en-1-yl)cyclopent-2-en-1-one; (4*R*,5*R*)-3,4-dihydroxy-4-[(1*R*)-hydroxy-4-methylpent-3-en-1-yl]-5-(3-methylbut-2-en-1-yl)-2-(2-methylpropanoyl)cyclopent-2-en-1-one; (4*R*,5*R*)-3,4-dihydroxy-4-[(1*S*)-hydroxy-4-methylpent-3-en-1-yl]-2-(3-methylbutanoyl)-5-(3-methylbut-2-en-1-yl)cyclopent-2-en-1-one; (4*R*,5*R*)-3,4-dihydroxy-4-[(1*S*)-hydroxy-4-methylpent-3-en-1-yl]-2-(2-methylbutanoyl)-5-(3-methylbut-2-en-1-yl)cyclopent-2-en-1-one; (4*R*,5*R*)-3,4-dihydroxy-4-[(1*S*)-hydroxy-4-methylpent-3-en-1-yl]-5-(3-methylbut-2-en-1-yl)-2-(2-methylpropanoyl)cyclopent-2-en-1-one; (4*R*,5*S*)-3,4-dihydroxy-4-[(1*R*)-hydroxy-4-methylpent-3-en-1-yl]-2-(3-methylbutanoyl)-5-(3-methylbut-2-en-1-yl)cyclopent-2-en-1-one; (4*R*,5*S*)-3,4-dihydroxy-4-[(1*R*)-hydroxy-4-methylpent-3-en-1-yl]-2-(2-methylbutanoyl)-5-(3-methylbut-2-en-1-yl)cyclopent-2-en-1-one; (4*R*,5*S*)-3,4-dihydroxy-4-[(1*R*)-hydroxy-4-methylpent-3-en-1-yl]-5-(3-methylbut-2-en-1-yl)-2-(2-methylpropanoyl)cyclopent-2-en-1-one; (4*R*,5*S*)-3,4-dihydroxy-4-[(1*S*)-hydroxy-4-methylpent-3-en-1-yl]-2-(3-methylbutanoyl)-5-(3-methylbut-2-en-1-yl)cyclopent-2-en-1-one; (4*R*,5*S*)-3,4-dihydroxy-4-[(1*S*)-hydroxy-4-methylpent-3-en-1-yl]-2-(2-methylbutanoyl)-5-(3-methylbut-2-en-1-yl)cyclopent-2-en-1-one; (4*R*,5*S*)-3,4-dihydroxy-4-[(1*S*)-hydroxy-4-methylpent-3-en-1-yl]-5-(3-methylbut-2-en-1-yl)-2-(2-methylpropanoyl)cyclopent-2-en-1-one.

hydroxy-4-methylpent-3-en-1-yl]-5-(3-methylbut-2-en-1-yl)-2-(2-methylpropanoyl)cyclopent-2-en-1-one; (4*S*,5*R*)-3,4-dihydroxy-4-[(1*R*)-hydroxy-4-methylpent-3-en-1-yl]-2-(3-methylbutanoyl)-5-(3-methylbut-2-en-1-yl)cyclopent-2-en-1-one; (4*S*,5*R*)-3,4-dihydroxy-4-[(1*R*)-hydroxy-4-methylpent-3-en-1-yl]-2-(2-methylbutanoyl)-5-(3-methylbut-2-en-1-yl)cyclopent-2-en-1-one; (4*S*,5*R*)-3,4-dihydroxy-4-[(1*R*)-hydroxy-4-methylpent-3-en-1-yl]-5-(3-methylbut-2-en-1-yl)-2-(2-methylpropanoyl)cyclopent-2-en-1-one; (4*S*,5*R*)-3,4-dihydroxy-4-[(1*S*)-hydroxy-4-methylpent-3-en-1-yl]-2-(3-methylbutanoyl)-5-(3-methylbut-2-en-1-yl)cyclopent-2-en-1-one; (4*S*,5*R*)-3,4-dihydroxy-4-[(1*S*)-hydroxy-4-methylpent-3-en-1-yl]-2-(2-methylpropanoyl)-5-(3-methylbut-2-en-1-yl)cyclopent-2-en-1-one; (4*S*,5*R*)-3,4-dihydroxy-4-[(1*S*)-hydroxy-4-methylpent-3-en-1-yl]-2-(2-methylbutanoyl)-5-(3-methylbut-2-en-1-yl)cyclopent-2-en-1-one; (4*S*,5*S*)-3,4-dihydroxy-4-[(1*R*)-hydroxy-4-methylpent-3-en-1-yl]-2-(3-methylbutanoyl)-5-(3-methylbut-2-en-1-yl)cyclopent-2-en-1-one; (4*S*,5*S*)-3,4-dihydroxy-4-[(1*R*)-hydroxy-4-methylpent-3-en-1-yl]-2-(2-methylbutanoyl)-5-(3-methylbut-2-en-1-yl)cyclopent-2-en-1-one; (4*S*,5*S*)-3,4-dihydroxy-4-[(1*R*)-hydroxy-4-methylpent-3-en-1-yl]-5-(3-methylbut-2-en-1-yl)-2-(2-methylpropanoyl)cyclopent-2-en-1-one; (4*S*,5*S*)-3,4-dihydroxy-4-[(1*S*)-hydroxy-4-methylpent-3-en-1-yl]-2-(2-methylbutanoyl)-5-(3-methylbut-2-en-1-yl)cyclopent-2-en-1-one; and (4*S*,5*S*)-3,4-dihydroxy-4-[(1*S*)-hydroxy-4-methylpent-3-en-1-yl]-5-(3-methylbut-2-en-1-yl)-2-(2-methylpropanoyl)cyclopent-2-en-1-one.

**[0068]** Another embodiment of the invention describes methods to promote bone and joint health in a mammal in need where the method comprises administering to the mammal a composition comprising therapeutically effective amounts of at least two members selected from the group consisting of Abelmoschus, Acacia extract, African Devil's claw, Arthred bovine, Arthred porcine, Astragalus, Berberine, Black cohosh, Bonepep, Bonestein, Chicken Collagen, Curcumin, Devil's Claw, DHEA, Dioscorea, Flaxseed, FOS, Fructus Ligustri, Genistein, Glabridin, Glucosamine, Green tea, Green Tea Polyphenols, Hesperidin, Hyaluronic Acid, Inulin, Ipriflavone, Linoleic Acid, MBP, MCHA, Oleanolic Acid, Oleuropein, Olive oil, Osteosine, Parthinolide, Perilla oil, Phloridzin, Puerariae radix, Punica granatum, Quercetin, Red yeast rice, Resveratrol, Rosemary, Rutin, Vitamin K2, and Withania.

**[0069]** In some aspects of the embodiment the composition utilized is a medical food.

**[0070]** A further embodiment describes compositions to promote bone and joint health in a mammal in need. In this embodiment the compositions comprise therapeutically effective amounts of at least two members selected from the group consisting of Abelmoschus, Acacia extract, African Devil's claw, Arthred bovine, Arthred porcine, Astragalus, Berberine, Black cohosh, Bonepep, Bonestein, Chicken Collagen, Curcumin, Devil's Claw, DHEA, Dioscorea, Flaxseed, FOS, Fructus Ligustri, Genistein, Glabridin, Glucosamine, Green tea, Green Tea

Polyphenols, Hesperidin, Hyaluronic Acid, Inulin, Ipriflavone, Linoleic Acid, MBP, MCHA, Oleanolic Acid, Oleuropein, Olive oil, Osteosine, Parthinolide, Perilla oil, Phloridzin, Puerariae radix, Punica granatum, Quercetin, Red yeast rice, Resveratrol, Rosemary, Rutin, Vitamin K2, and Withania. In some aspects of this embodiment the composition is a medical food.

[0071] As used herein, “medical food” refers to those compositions wherein all of the components are generally regarded as safe (GRAS) and the composition meets the statutory and regulatory requirements for a medical food within the jurisdiction of enforcement..

[0072] The following examples are intended to further illustrate certain preferred embodiments of the invention and are not limiting in nature. Those skilled in the art will recognize, or be able to ascertain, using no more than routine experimentation, numerous equivalents to the specific substances and procedures described herein.

## EXAMPLES

### Example 1

#### Modified hop extracts and herbal extracts modulate TNF $\alpha$ induced MMP-13 expression in human chondrocyte cell line, SW1353.

[0073] *The Model* - The SW1353 human chondrocyte cell line was used as described below.

[0074] *Materials* – All test materials were provided by Metagenics Inc (San Clemente, CA). Test compounds were prepared in dimethyl sulfoxide (DMSO) and stored at -20°C. Human TNF $\alpha$  was purchased from Sigma Chemicals (St. Louis, MO). MMP-13 kits were purchased from Amersham Biosciences (Piscataway, NJ).

[0075] *Cell Culture and treatment* – The human chondrocyte cell line, SW 1353 was purchased from ATCC (Manassas, VA) and maintained in L-15 medium in the presence of 10% serum according to manufacturer instructions. Cells were grown and subcultured in 96-well plates at a density of  $8 \times 10^4$  cells per well and allowed to reach ~80% confluence overnight. Test compounds in medium were added to the cells at a final concentration of 0.1% DMSO. Following one hour of incubation with the test compounds, TNF $\alpha$  (10ng/ml) or medium alone was added to the cell wells and incubation continued for 24 hours. The supernatant media was subsequently collected for MMP-13 determination.

[0076] Determination of MMP-13: A commercial, non-radioactive procedure for quantification of MMP-13 was used according to the manufacturer's instructions using MMP-13 as a standard. A minimum of 3 wells were used for each test condition.

[0077] *Statistical analysis* – The amount of MMP-13 release into the medium was determined by comparison of the MMP-13 generated in the presence or absence of  $\text{TNF}\alpha$  and test compounds. A minimum of three wells were used for each test condition. The basal MMP-13 levels without  $\text{TNF}\alpha$  stimulation was subtracted from  $\text{TNF}$  stimulation to determine the  $\text{TNF}\alpha$  induced MMP-13 expression in the medium and the levels normalized to 100%. The percent activity of test compounds was measured in the presence of  $\text{TNF}\alpha$  and referred as  $\text{TNF}\alpha$  induced MMP-13 expression.

[0078] *Results* – Test compounds at  $10\mu\text{g/ml}$  or  $20\mu\text{g/ml}$  were modulated  $\text{TNF}\alpha$  induced MMP-13 expression (Table 4) in human chondrocyte cells, SW 1353.

Table 4:

*Effect of modified hop extracts and herbal extracts on TNF $\alpha$  induced MMP-13 expression*

Test Compounds	ug/mL	TNF $\alpha$ Stimulated MMP-13		Test Compounds	ug/mL	TNF $\alpha$ Stimulated MMP-13	
		average	SD			average	SD
TNF Neg	-	0%	17%	Black cohosh	20	63%	20%
TNF pos	0	100%	28%	Salvia	20	118%	17%
RIAA	10	20%	11%	Red yeast rice	20	85%	50%
RIAA	20	0%	7%	Glabridin	20	79%	61%
Kaprex	10	37%	12%	Resveratrol	20	-42%	6%
THIAA	10	34%	34%	Ipriflavone	20	-42%	7%
THIAA	20	3%	24%	Abelmoschus	20	56%	53%
Tetrex	10	26%	11%	DHA	20	265%	41%
Acacia	10	73%	7%	Perilla oil	20	100%	61%
Rosemary	10	25%	14%	Pelicosanol	20	489%	687%
Oleanolic Acid	10	17%	23%	Camellia Sinensis	20	159%	13%
Curcumin	10	-11%	0%	Green Tea	20	74%	16%
Trimax	10	-8%	4%	Dioscorea	20	48%	54%
Hyaluronic Acid	20	105%	55%	Quercetin	20	-65%	18%
Glucosamine	20	77%	41%	Hesperidin	20	13%	29%
Green Tea Polyphenols	20	53%	15%	Berberine	20	-39%	63%
Punica granatum	20	84%	30%	Flaxseed	20	-24%	1%
African Devil's claw	20	58%	9%	Oleuropein	20	-31%	18%
Parthenolide	20	28%	22%	Olive oil	20	-23%	6%
Vitamin C	20	370%	94%	Rutin	20	-7%	49%
MBP	20	90%	38%	FOS	20	-12%	12%
Bonepep	20	114%	65%	Inulin	20	33%	61%
Bonistein	20	-30%	16%	Linoleic Acid	20	23%	22%
Genistein	20	27%	18%	Astragalus	20	-8%	44%
Vitamin K2	20	56%	41%	Chicken Collagen	20	-6%	15%
DHEA	20	-2%	45%	Arthred Bovine	20	109%	143%
Withania	20	-11%	11%	Arthred Porcine	20	-12%	22%
Potassium Citrate	20	95%	26%	Osteosine	20	-4%	43%
Fructus Ligustri	20	56%	26%	MCHA	20	11%	31%
Phloridzin	20	77%	40%	Prune PE	20	321%	130%
Puerariae radix	20	70%	37%				

\*formula components:

Kaprex (RIAA: Rosemary: Oleanolic acid; 225:112.5:1)

Tetrex (THIAA: Rosemary: Oleanolic acid; 225:112.5:1)

Trimax (RIAA: Curcumin: Rosemary; 2:2:1)

## Example 2

Modified hop extracts and herbal extracts dose dependently modulate TNF $\alpha$  induced MMP-13 expression in human chondrocyte cell line, SW1353.

[0079] *The Model* - The SW1353 human chondrocyte cell line model as described in Example 1.

[0080] *Cell Culture and treatment* – Standard chemicals used were described in Example 1. Following one hour of incubation with the test compounds (RIAA, curcumin, DHEA withania, resveratrol, ipriflavone, astragalus, purariae radix, bonistein and parthanolide at multiple concentrations (20, 10, 5 and 1ug/ml)), the human chondrocyte cell line, SW 1353 was stimulated with TNF $\alpha$  (10ng/ml) for 24 hrs. MMP-13 levels were measured in the medium as described in the Example 1.

[0081] *Determination of MMP-13 expression*- The MMP-13 levels in the medium were measured as described in Example 1.

[0082] *Calculations* – The percent of MMP-13 levels in the medium was measured as described in Example 1 in the presence and absence of TNF $\alpha$ .

[0083] *Median Effect Calculations* - Median effect calculations were performed using CalcuSyn (Biosoft, Ferguson, MO). This program utilizes the Median Effects Model of Chou and Talalay (Adv Enzym Regul (1984) 22:27-55) and fits the equation:

$$\log C = \beta_0 + \beta_1 \log [f_a/(1-f_a)] = \varepsilon$$

where  $f_a$  is the fractional inhibition of the reaction. A minimum of three concentrations were used to determine the dose-response curve and a median inhibitory concentration (IC<sub>50</sub>).

[0084] *Results* – Test compounds RIAA, curcumin, DHEA, withania, resveratrol, ipriflavone, astragalus, purariae radix, bonistein and parthanolide were dose dependently (20, 10, 5 and 1ug/ml) inhibited TNF $\alpha$  induced MMP-13 expression (Table 5).

Table 5:  
Screening of test compounds for MMP-13 expression at multiple doses

Test Compounds ug/mL	TNFa Stimulated MMP-13		Test Compounds ug/mL	TNFa Stimulated MMP-13	
	average	SD		n=1	
TNF Neg -	0%	1%	TNF Neg -	0%	
TNF pos	100%	14%	TNF pos	100%	
RIAA 20	45%	6%	Berberine 20	-4%	
10	74%	5%	10	-4%	
5	94%	2%	5	-4%	
1	120%	7%	1	-1%	
Curcumin 20	-2%	0%	THIAA 20	-4%	
10	-1%	1%	10	14%	
5	11%	3%	5	58%	
1	89%	2%	1	101%	
Bonistein 20	1%	1%	Rosemary 20	8%	
10	23%	4%	10	33%	
5	71%	4%	5	55%	
1	109%	7%	1	93%	
DHEA 20	5%	3%	Oleanolic acid 20	26%	
10	64%	1%	10	43%	
5	108%	17%	5	38%	
1	111%	8%	1	95%	
Whithania 20	76%	8%	Glucosamine 20	105%	
10	94%	12%	10	107%	
5	136%	18%	5	137%	
1	178%	21%	1	126%	
Resveratrol 20	45%	12%			
10	53%	13%			
5	88%	11%			
1	96%	15%			
Ipriflavone 20	3%	2%			
10	0%	2%			
5	20%	3%			
1	86%	16%			
Astragalus 20	82%	12%			
10	88%	14%			
5	79%	2%			
1	92%	13%			
Puerariae radix 20	61%	4%			
10	76%	15%			
5	67%	4%			
1	81%	24%			
Parthenolide std 20	47%	3%			
10	72%	3%			
5	101%	8%			
1	119%	1%			

## Example 3

Modified hop extract RIAA and herbal extracts dose dependently modulate TNF $\alpha$  induced MMP-13 expression in human chondrocyte cell line, SW1353.

[0085]        *The Model* - The SW1353 human chondrocyte cell line model as described in Example 1.

[0086]        *Cell Culture and treatment* – Standard chemicals used were described in Example 1. Following one hour of incubation with the various test compounds as listed in the table (table 3) human chondrocyte cell line, SW 1353 was stimulated with TNF $\alpha$  (10ng/ml) for 24 hrs and MMP-13 were measured in the medium as described in the Example 1.

[0087]        Determination of MMP-13 expression- The MMP-13 levels in the medium was measured as described in Example 1.

[0088]        *Median Effect Calculations* - Median effect calculations and inhibitory concentrations (IC<sub>50</sub>) were performed using CalcuSyn as described in Example 2.

[0089]        *Results* – Test compounds RIAA, berberine sulfate, barberry stem bark (10:1), coptis chinensis extract (20%) and Oregon grape root extract (4:1) were dose dependently modulated TNF $\alpha$  induced MMP-13 expression (Table 6) in human chondrocyte cells, SW 1353.

Table 6:

Test compounds dose dependently inhibited TNF $\alpha$  induced MMP-13 expression.

Test Compounds	ug/mL	TNF $\alpha$ Stimulated % Activity		IC50 ug/mL
		average	SD	
TNF Neg	0	0%	0%	(95% CI)
TNF pos		100%	7%	
RIAA	20	44%	3%	25.79 (9.2-72.0)
	10	75%	14%	
	5	83%	8%	
	1	91%	13%	
Berberine sulfate	1	-1%	0%	0.15 (0.05-0.5)
	0.5	4%	2%	
	0.1	50%	6%	
	0.05	99%	13%	
Barberry stem bark 10:1	5	15%	8%	2.00 (1.6-2.5)
	2.5	37%	8%	
	1.0	74%	5%	
	0.1	101%	5%	
Coptis Chinensis extract 20%	5	-2%	1%	0.48 (0.3-0.8)
	2.5	3%	2%	
	1.0	28%	3%	
	0.1	97%	14%	
Oregon grape root extract 4:1	5	130%	13%	
	2.5	121%	1%	
	1.0	192%	9%	
	0.1	180%	14%	

## Example 4

Modified hop extract THIAA and berberine sulfate synergistically inhibited TNF $\alpha$  induced MMP-13 expression in human chondrocyte cell line, SW1353.

[0090] *The Model* - The SW1353 human chondrocyte cell line was used as described in Example 1.

[0091] *Materials* -All test materials were provided by Metagenics Inc (San Clemente, CA). All other chemicals used as described in Example 1.

[0092] *Cell Culture and treatment*- The human chondrocyte cell line, SW 1353 were maintained and treatments conditions were described in Example 1. THIAA and berberine was used at various ratios (10:0; 1:10; 5:1; 2:1; 1:1; 1:2; 1:5; 1:10; 0:10) and added to the cells in medium at a final concentration of 0.1% DMSO. Following one hour of incubation with various concentrations of test compounds, TNF $\alpha$  (10ng/ml) was added to the cell wells and incubation continued for 24 hours, the supernatant media was collected for MMP-13 determination.

[0093] *Determination of MMP-13 expression*- The MMP-13 levels in the medium was measured as described in Example 1.

[0094] *Statistical analysis and Median Effect Calculations* - Median effect calculations were performed using CalcuSyn (Biosoft, Ferguson, MO). This program utilizes the Median Effects Model of Chou and Talalay (Adv Enzym Regul (1984) 22:27-55) and fits the equation:

$$\log C = \beta_0 + \beta_1 \log [f_a/(1-f_a)] = \epsilon$$

where  $f_a$  is the fractional inhibition of the reaction. A minimum of three concentrations were used to determine the dose-response curve and a median inhibitory concentration (IC<sub>50</sub>).

[0095] *Synergy*- Combinational Index (CI) values were measured using CalcuSyn (Biosoft, Ferguson, MO). CI values less than 1 represent synergy and more than 1 represent non-synergy combinations (Greco, W. R., Bravo, G., and Parsons, J. C. (1995).

[0096] *Results* - CI value less than 1 showed synergy. All the combinations of THIAA and berberine sulfate exhibited synergy for TNF $\alpha$  induced MMP-13 expression at one or more concentrations tested (Table 7A). Non synergistic combinations were highlighted. THIAA and berberine sulfate inhibited TNF $\alpha$  induced MMP-13 expression with IC<sub>50</sub> of 16.424 and 0.254ug/ml respectively (Table 7B).

Table 7A:

Synergistic effect of THIAA and berberine *TNF $\alpha$  induced MMP-13 expression in human chondrocyte cell line, SW1353*

CI	THIAA ( $\mu$ g/ml)	Berberine ( $\mu$ g/ml)	CI	THIAA ( $\mu$ g/ml)	Berberine ( $\mu$ g/ml)	CI	THIAA ( $\mu$ g/ml)	Berberine ( $\mu$ g/ml)	CI	THIAA ( $\mu$ g/ml)	Berberine ( $\mu$ g/ml)	CI	THIAA ( $\mu$ g/ml)	Berberine ( $\mu$ g/ml)	CI	THIAA ( $\mu$ g/ml)	Berberine ( $\mu$ g/ml)	CI	THIAA ( $\mu$ g/ml)	Berberine ( $\mu$ g/ml)
0.597	0.003	0.026	0.470	0.004	0.020	1.192	0.025	0.050	0.454	0.019	0.019	0.121	0.009	0.005	0.675	0.115	0.023	0.395	0.111	0.011
0.574	0.004	0.038	0.462	0.006	0.030	1.099	0.036	0.072	0.456	0.029	0.029	0.167	0.021	0.010	0.623	0.173	0.035	0.402	0.192	0.019
0.558	0.005	0.052	0.456	0.008	0.042	1.032	0.047	0.095	0.460	0.042	0.042	0.217	0.038	0.019	0.589	0.238	0.048	0.413	0.294	0.029
0.548	0.006	0.063	0.453	0.010	0.052	0.994	0.057	0.113	0.462	0.052	0.052	0.256	0.056	0.028	0.571	0.290	0.058	0.422	0.384	0.038
0.540	0.007	0.073	0.450	0.012	0.061	0.966	0.064	0.129	0.464	0.061	0.061	0.290	0.075	0.037	0.559	0.337	0.067	0.430	0.469	0.047
0.534	0.008	0.082	0.448	0.014	0.069	0.943	0.072	0.144	0.466	0.070	0.070	0.321	0.095	0.047	0.550	0.382	0.076	0.438	0.553	0.055
0.529	0.009	0.091	0.446	0.015	0.077	0.924	0.079	0.158	0.467	0.079	0.079	0.351	0.117	0.058	0.542	0.425	0.085	0.445	0.639	0.064
0.524	0.010	0.100	0.444	0.017	0.085	0.907	0.086	0.172	0.469	0.088	0.088	0.381	0.141	0.070	0.535	0.469	0.094	0.452	0.729	0.073
0.520	0.011	0.110	0.443	0.019	0.093	0.891	0.093	0.187	0.470	0.098	0.098	0.412	0.168	0.084	0.529	0.514	0.103	0.458	0.824	0.082
0.515	0.012	0.119	0.442	0.020	0.102	0.877	0.101	0.202	0.472	0.108	0.108	0.443	0.199	0.099	0.524	0.561	0.112	0.465	0.926	0.093
0.511	0.013	0.130	0.440	0.022	0.111	0.863	0.109	0.218	0.473	0.118	0.118	0.477	0.235	0.117	0.518	0.611	0.122	0.472	1.039	0.104
0.507	0.014	0.141	0.439	0.024	0.122	0.849	0.117	0.235	0.475	0.130	0.130	0.512	0.277	0.139	0.513	0.666	0.133	0.480	1.166	0.117
0.503	0.015	0.154	0.437	0.027	0.133	0.835	0.127	0.253	0.476	0.144	0.144	0.552	0.328	0.164	0.508	0.728	0.146	0.488	1.312	0.131
0.499	0.017	0.168	0.436	0.029	0.146	0.821	0.137	0.275	0.478	0.159	0.159	0.596	0.392	0.196	0.504	0.798	0.160	0.496	1.483	0.148
0.495	0.018	0.185	0.434	0.032	0.162	0.806	0.150	0.299	0.480	0.177	0.177	0.648	0.473	0.237	0.498	0.880	0.176	0.506	1.691	0.169
0.490	0.021	0.205	0.433	0.036	0.181	0.790	0.165	0.329	0.482	0.200	0.200	0.710	0.583	0.291	0.493	0.980	0.196	0.517	1.953	0.195
0.484	0.023	0.231	0.431	0.041	0.205	0.772	0.184	0.367	0.484	0.229	0.229	0.789	0.739	0.370	0.487	1.108	0.222	0.530	2.304	0.230
0.478	0.027	0.267	0.428	0.048	0.240	0.751	0.209	0.419	0.487	0.270	0.270	0.896	0.986	0.493	0.480	1.287	0.257	0.547	2.814	0.281
0.469	0.032	0.324	0.425	0.059	0.294	0.724	0.249	0.498	0.491	0.337	0.337	1.061	1.445	0.723	0.472	1.570	0.314	0.572	3.670	0.367
0.456	0.044	0.443	0.421	0.082	0.408	0.682	0.330	0.661	0.497	0.481	0.481	1.396	2.681	1.340	0.459	2.163	0.433	0.615	5.635	0.564
0.428	0.088	0.881	0.410	0.169	0.846	0.598	0.616	1.232	0.513	1.054	1.054	2.563	10.497	5.248	0.434	4.393	0.879	0.730	14.536	1.454

Non-synergistic combinations are highlighted.

Table 7B:

THIAA and berberine sulfate inhibited  $TNF\alpha$  induced MMP-13 expression

Drug	Dm	r
THIAA	<b>16.42401</b>	<b>0.98789</b>
Berberine sulfate	<b>0.25411</b>	<b>0.99815</b>

## Example 5

Modified hop extracts and herbal extracts modulate sRANKL mediated osteoclastogenesis

[0097] *The Model* – sRANKL mediated osteoclastogenesis as described by Rahman, M.M., et al., (Conjugated linoleic acid inhibits osteoclast differentiation of RAW264.7 cells by modulating RANKL signaling. J. Lipid Res. 47(8): 1739 – 1748, 2006) .

[0098] *Materials* – All test compounds were provided by Metagenics Inc (San Clemente, CA). Test compounds were prepared in dimethyl sulfoxide (DMSO) and stored at - 20°C. sRANKL (Receptor activated NF- $\kappa$ B ligand), was purchased from Peprotech (Rockey Hill, NJ). TRAP activity measurement kit was purchased from Sigma Chemicals (St Louis, MO)

[0099] *Cell Culture and treatment*– The murine macrophage cell line, RAW 264.7 was purchased from ATCC (Manassas, VA) and maintained in  $\alpha$ -MEM containing 10% FBS and plated at a concentration of  $1 \times 10^4$ /well in 48 well culture plate (Corning, NY). Next day, test compounds (10 and 5 $\mu$ g/ml) were added to the cells in medium at a final concentration of 0.1% DMSO. Following overnight incubation with the test compounds, sRANKL (50ng/ml) or medium alone was added to the cell wells. The medium was replaced after 2 days with test compounds and sRANKL and incubation was continued for 3 additional days.

[00100] *Determination of TRAP (tartrate resistant acid phosphatase) activity* – The cells were washed twice with ice cold PBS and lysed in 150  $\mu$ l of 0.2% triton x-100 in PBS. TRAP activity in cell lysates was determined by using TRAP solution from the kit (Sigma 387A1 kit), according to the manufacturers instructions. A 100 $\mu$ l cell lysates was added to 100 $\mu$ l of TRAP solution in 96 well plate and incubated at 37°C for 1 hr. The absorbance was measured at 555nm using a plate reader. The protein concentration was estimated using BCA reagent (Sigma) and the final activity was normalized for equal protein.

[00101] *Statistical analysis* – Inhibition of TRAP activity was determined by comparison of the TRAP activity in the presence of with and with out test compounds in sRANKL activated osteoclasts. A minimum of two wells were used for each concentration.

[00102] *Results* – Test compounds which modulated sRANKL mediated TRAP activity are presented in Table 8.

Table 8:  
Modulation of sRANKL mediated TRAP activity

Test Compounds	ug/mL	% TRAP Activity		Test Compounds	ug/mL	% TRAP Activity	
		average	SD			average	SD
Control		0%	0%	Black cohosh	10	38%	17%
RANKL		100%	23%		5	45%	1%
RIAA	10	65%	4%	Salvia miltiorrhiza	10	87%	7%
	5	78%	9%		5	69%	4%
Kaprex	10	22%	3%	Red Yeast Rice	10	54%	3%
	5	36%	11%		5	76%	4%
THIAA	10	0%	3%	Glabridin	10	75%	4%
	5	54%	4%		5	82%	0%
Tetrex	10	8%	2%	Resveratrol	10	2%	4%
	5	46%	2%		5	11%	7%
Acacia	10	64%	7%	Abelmoschus manihot	10	83%	16%
	5	110%	3%		5	108%	13%
Rosemary	10	0%	6%	DHA	10	105%	9%
	5	23%	3%		5	120%	8%
Oleanolic Acid	10	35%	1%	Perilla oil	10	84%	0%
	5	61%	1%		5	71%	3%
Curcumin	10	-22%	0%	Camellia sinesis	10	94%	1%
	5	-17%	3%		5	113%	9%
Hyaluronic Acid	10	2%	5%	Green tea	10	73%	16%
	5	35%	17%		5	88%	11%
Glucosamine	10	48%	20%	Dioscorea spogiosa	10	71%	4%
	5	75%	20%		5	67%	1%
Green Tea Polyphenols	10	79%	11%	Quercetin	10	62%	5%
	5	65%	4%		5	73%	4%
Punica Granatum	10	240%	33%	Hesperidin	10	76%	2%
	5	215%	26%		5	81%	2%
Devil's Claw	10	67%	2%	Berberine	10	-8%	2%
	5	67%	13%		5	4%	6%
Parthenolide	10	8%	1%	Flax seed extract	10	102%	0%
	5	50%	2%		5	97%	4%
MBP	10	101%	7%	Oleuropein	10	81%	1%
	5	99%	2%		5	82%	10%
Bonepep	10	89%	3%	Olive oil	10	61%	6%
	5	79%	7%		5	74%	15%
Bonestein	10	-3%	2%	Rutin	10	74%	7%
	5	128%	37%		5	106%	20%
Genistein	10	72%	3%	FOS	10	98%	22%
	5	91%	2%		5	79%	2%
DHEA	10	33%	6%	Inulin	10	69%	1%
	5	46%	0%		5	87%	4%
Fructus Ligustri	10	81%	6%	Arthred bovine	10	66%	17%
	5	77%	5%		5	100%	33%
Phloridizin	10	150%	10%	Arthred porcine	10	72%	7%
	5	103%	20%		5	68%	0%
Puerariae radix	10	43%	8%				
	5	49%	11%				

## Example 6

Modified hop extracts and herbal extracts dose dependently modulate sRANKL  
osteoclastogenesis

- [00103]        *The Model* – sRANKL mediated osteoclastogenesis as described in Example 5.
- [00104]        *Materials* – All test compounds were provided by Metagenics Inc (San Clemente, CA). Purchase of other chemicals was described in Example 5.
- [00105]        *Cell Culture and treatment*– The maintenance of murine macrophage cell line, RAW 264.7 and cell treatment was described in Example 5. Multiple concentration of test compounds (10, 5 and 1 µg/ml) were used to determine the effect on sRANKL induced TRAP activity.
- [00106]        *Determination of TRAP activity* – Determination of TRAP activity was described in Example 5.
- [00107]        *Statistical analysis* – Inhibition of TRAP activity was determined by comparison in the presence of with and with out test compounds in sRANKL activated osteoclasts. A minimum of two wells were used for each concentration. The basal TRAP activity levels with out sRANKL stimulation was subtracted from sRANKL stimulation to get the sRANKL induced TRAP activity and the activity was normalized to 100%. The percent activity of test compounds was measured in the presence of sRANKL and referred as sRANKL induced TRAP activity.
- [00108]        A minimum of three concentrations were used to determine median inhibitory concentration (IC<sub>50</sub>). IC<sub>50</sub> values were measured using CalcuSyn program (Biosoft, Fergusson, MO) as described in Example 2.
- [00109]        *Results* – Test compounds inhibited sRANKL mediated TRAP activity as indicated in Table 9 below.

Table 9:

Hop and herbal extracts dose dependently modulated sRANKL mediated TRAP activity.

Test Compounds	ug/mL	% TRAP activity		Test Compounds	ug/mL	% TRAP activity	
		average	SD			average	SD
Control RANKL	0	0%	1%	Withania somnifera	10	69%	0%
	0	100%	16%		5	87%	9%
					1	120%	0%
RIAA	10	69%	6%	Puerariae radix	10	87%	6%
	5	112%	5%		5	108%	0%
	1	90%	52%		1	114%	9%
THIAA	10	4%	3%	Black Cohosh	10	103%	14%
	5	65%	4%		5	128%	15%
	1	113%	8%		1	154%	2%
HHIAA	10	22%	15%	Resveratrol	10	16%	2%
	5	104%	1%		5	17%	30%
	1	120%	16%		1	117%	1%
Rosemary	10	7%	5%	Ipriflavone	10	82%	5%
	5	39%	3%		5	164%	34%
	1	117%	10%		1	168%	5%
Oleanolic acid	10	32%	1%	Policosanol	10	103%	1%
	5	63%	6%		5	139%	6%
	1	139%	1%		1	152%	15%
Acacia	10	91%	17%	Berberine	10	7%	1%
	5	176%	14%		5	15%	5%
	1	169%	1%		1	68%	9%
Curcumin	5	-1%	9%	Conjugated Linoleic acid	10	79%	15%
	2.5	46%	25%		5	81%	8%
	1	92%	17%		1	86%	1%
Parthenolide Std	5	70%	14%	Chicken Collagen Type II Kolla2	10	87%	9%
	2.5	85%	12%		5	125%	4%
	1	117%	45%		1	102%	8%
Hyaluronic acid	10	111%	17%	OsteoSine	10	38%	5%
	5	130%	1%		5	53%	1%
	1	122%	4%		1	68%	6%
Glucosamine	10	269%	188%	MCHA	10	105%	17%
	5	183%	13%		5	111%	1%
	1	179%	58%		1	105%	1%
African Devil's claw	10	119%	31%	Prune (PLUM) PE	10	142%	3%
	5	197%	43%		5	141%	11%
	1	153%	19%		1	101%	4%
Parthenolide	10	29%	6%	Epimedium	10	77%	3%
	5	78%	3%		5	89%	4%
	1	106%	10%		1	84%	2%
Bonistein	10	18%	45%	Black rice	10	72%	4%
	5	346%	13%		5	20%	
	1	184%	1%		1	63%	2%

## Example 7

Clinical effects on pain reduction and flexibility of a berberine / tetrahydroisoalpha acid composition

[00110] The purpose of this experiment was to determine the effects of a berberine / tetrahydroisoalpha acid composition on joint pain and flexibility in volunteers.

[00111] A small, open label, non-controlled study was conducted on 12 volunteer subjects whose clinical history and exam indicated that additional therapeutics were necessary beyond bodywork (here chiropractic manipulation). Examples included patients in whom bodywork had only been of brief help previously requiring repeated adjustments, patients with active inflammatory challenges including chronic and acute pain states, and patients with poor tissue integrity secondary to chronicity, fibrosis (fibromyalgia), and hypothyroidism.

[00112] Questionnaires were administered at baseline prior to body work and administration of two tablets prior to initial manipulation of a composition comprising 100 mg of berberine and 100 mg of tetrahydroisoalpha acids as the active moieties, and thereafter immediately following body work, and at 1 hour, 6 hours, 24 hours, and 7 days time points after body work (1 – 3 tablets per day). Subjects were asked to score using Likert scales of 1- 10 the severity of their pain and lack of flexibility. On the pain scale, a score of 10 represented the highest level of pain. On the flexibility scale, a score of 1 represented the least level of flexibility. The results are presented in Table 10 below.

Table 10

Clinical effects on pain reduction and flexibility of a berberine / tetrahydroisoalpa acid composition

Averages	Likert Scores	Pain	Flexibility
	BEFORE Visit:	6.67	4.08
	IMMEDIATELY AFTER Visit:	2.67	6.58
	~1 HOUR AFTER Visit:	2.67	6.58
	~6 HOURS AFTER Visit:	2.92	6.58
	~24 HOURS AFTER Visit:	3.50	6.83
	~7 DAYS AFTER Visit:	3.92	

% change	BEFORE Visit:		
	IMMEDIATELY AFTER Visit:	-	61.2%
	~1 HOUR AFTER Visit:	-	61.2%
	~6 HOURS AFTER Visit:	-	61.2%
	~24 HOURS AFTER Visit:	-	67.3%
	~7 DAYS AFTER Visit:	-	

[00113] The significant reduction in pain (41-60%) and improvements in flexibility (61%-67%) and the persistence of this benefit were considered to represent a significant clinical response.

[00114] Side effects noted by 2 subjects were minimal GI discomfort after taking the product on an empty stomach. This was addressed by taking with food. One subject had more persistent GI discomfort including a presumed episode of GERD.

[00115] Three subjects were followed for 2 -3 week intervals as they used the product. Moderate clinical improvement was noted by the clinician. His comments included "that with less trigger point tenderness, he was more effectively able to address the issue using body work" in one case.

## Claims

1. A method to promote bone and joint health in a mammal in need thereof, said method comprising administering to the mammal a composition comprising a therapeutically effective amount of berberine or a pharmaceutically acceptable salt thereof as a first component and as a second component a therapeutically effective amount of a substituted 1,3-cyclopentadione compound selected from the group consisting of rho dihydroisoalpa acids and tetrahydroisoalpa acids or pharmaceutically acceptable salts thereof.
2. The method of Claim 1, wherein the composition comprises a first component and a second component in a synergistic ratio.
3. The method of Claim 1, wherein the rho dihydroisoalpa acid is selected from the group consisting of (4*S*,5*S*)-3,4-dihydroxy-4-[(1*S*)-hydroxy-4-methylpent-3-en-1-yl]-2-(3-methylbutanoyl)-5-(3-methylbut-2-en-1-yl)cyclopent-2-en-1-one; (4*R*,5*R*)-3,4-dihydroxy-4-[(1*R*)-hydroxy-4-methylpent-3-en-1-yl]-2-(3-methylbutanoyl)-5-(3-methylbut-2-en-1-yl)cyclopent-2-en-1-one; (4*R*,5*R*)-3,4-dihydroxy-4-[(1*R*)-hydroxy-4-methylpent-3-en-1-yl]-2-(2-methylbutanoyl)-5-(3-methylbut-2-en-1-yl)cyclopent-2-en-1-one; (4*R*,5*R*)-3,4-dihydroxy-4-[(1*R*)-hydroxy-4-methylpent-3-en-1-yl]-5-(3-methylbut-2-en-1-yl)-2-(2-methylpropanoyl)cyclopent-2-en-1-one; (4*R*,5*R*)-3,4-dihydroxy-4-[(1*S*)-hydroxy-4-methylpent-3-en-1-yl]-2-(3-methylbutanoyl)-5-(3-methylbut-2-en-1-yl)cyclopent-2-en-1-one; (4*R*,5*R*)-3,4-dihydroxy-4-[(1*S*)-hydroxy-4-methylpent-3-en-1-yl]-2-(2-methylbutanoyl)-5-(3-methylbut-2-en-1-yl)cyclopent-2-en-1-one; (4*R*,5*R*)-3,4-dihydroxy-4-[(1*S*)-hydroxy-4-methylpent-3-en-1-yl]-5-(3-methylbut-2-en-1-yl)-2-(2-methylpropanoyl)cyclopent-2-en-1-one; (4*R*,5*S*)-3,4-dihydroxy-4-[(1*R*)-hydroxy-4-methylpent-3-en-1-yl]-2-(3-methylbutanoyl)-5-(3-methylbut-2-en-1-yl)cyclopent-2-en-1-one; (4*R*,5*S*)-3,4-dihydroxy-4-[(1*R*)-hydroxy-4-methylpent-3-en-1-yl]-2-(2-methylbutanoyl)-5-(3-methylbut-2-en-1-yl)cyclopent-2-en-1-one; (4*R*,5*S*)-3,4-dihydroxy-4-[(1*R*)-hydroxy-4-methylpent-3-en-1-yl]-5-(3-methylbut-2-en-1-yl)-2-(2-methylpropanoyl)cyclopent-2-en-1-one; (4*R*,5*S*)-3,4-dihydroxy-4-[(1*S*)-hydroxy-4-methylpent-3-en-1-yl]-2-(3-methylbutanoyl)-5-(3-methylbut-2-en-1-yl)cyclopent-2-en-1-one; (4*R*,5*S*)-3,4-dihydroxy-4-[(1*S*)-hydroxy-4-methylpent-3-en-1-yl]-2-(2-methylbutanoyl)-5-(3-methylbut-2-en-1-yl)cyclopent-2-en-1-one; (4*R*,5*S*)-3,4-dihydroxy-4-[(1*S*)-hydroxy-4-methylpent-3-en-1-yl]-5-(3-methylbut-2-en-1-yl)-2-(2-methylpropanoyl)cyclopent-2-en-1-one; (4*S*,5*R*)-3,4-dihydroxy-4-[(1*R*)-hydroxy-4-methylpent-3-en-1-yl]-2-(3-methylbutanoyl)-5-(3-methylbut-2-en-1-yl)cyclopent-2-en-1-one; (4*S*,5*R*)-3,4-dihydroxy-4-[(1*R*)-hydroxy-4-methylpent-3-en-1-yl]-2-(2-

methylbutanoyl)-5-(3-methylbut-2-en-1-yl)cyclopent-2-en-1-one; (4*S*,5*R*)-3,4-dihydroxy-4-[(1*R*)-hydroxy-4-methylpent-3-en-1-yl]-5-(3-methylbut-2-en-1-yl)-2-(2-methylpropanoyl)cyclopent-2-en-1-one; (4*S*,5*R*)-3,4-dihydroxy-4-[(1*S*)-hydroxy-4-methylpent-3-en-1-yl]-2-(3-methylbutanoyl)-5-(3-methylbut-2-en-1-yl)cyclopent-2-en-1-one; (4*S*,5*R*)-3,4-dihydroxy-4-[(1*S*)-hydroxy-4-methylpent-3-en-1-yl]-2-(2-methylpropanoyl)-5-(3-methylbut-2-en-1-yl)cyclopent-2-en-1-one; (4*S*,5*R*)-3,4-dihydroxy-4-[(1*S*)-hydroxy-4-methylpent-3-en-1-yl]-2-(2-methylbutanoyl)-5-(3-methylbut-2-en-1-yl)cyclopent-2-en-1-one; (4*S*,5*S*)-3,4-dihydroxy-4-[(1*R*)-hydroxy-4-methylpent-3-en-1-yl]-2-(3-methylbutanoyl)-5-(3-methylbut-2-en-1-yl)cyclopent-2-en-1-one; (4*S*,5*S*)-3,4-dihydroxy-4-[(1*R*)-hydroxy-4-methylpent-3-en-1-yl]-2-(2-methylbutanoyl)-5-(3-methylbut-2-en-1-yl)cyclopent-2-en-1-one; (4*S*,5*S*)-3,4-dihydroxy-4-[(1*R*)-hydroxy-4-methylpent-3-en-1-yl]-2-(2-methylpropanoyl)cyclopent-2-en-1-one; (4*S*,5*S*)-3,4-dihydroxy-4-[(1*S*)-hydroxy-4-methylpent-3-en-1-yl]-2-(2-methylbutanoyl)-5-(3-methylbut-2-en-1-yl)cyclopent-2-en-1-one; and (4*S*,5*S*)-3,4-dihydroxy-4-[(1*S*)-hydroxy-4-methylpent-3-en-1-yl]-5-(3-methylbut-2-en-1-yl)-2-(2-methylpropanoyl)cyclopent-2-en-1-one.

4. The method of Claim 1, wherein the tetrahydroisovalpha acid is selected from the group consisting of 4*R*,5*S*)-3,4-dihydroxy-2-(3-methylbutanoyl)-5-(3-methylbutyl)-4-(4-methylpentanoyl)cyclopent-2-en-1-one; (4*R*,5*S*)-3,4-dihydroxy-2-(3-methylbutanoyl)-5-(3-methylbutyl)-4-(4-methylpentanoyl)cyclopent-2-en-1-one; (4*R*,5*S*)-3,4-dihydroxy-2-(3-methylbutanoyl)-5-(3-methylbutyl)-4-(4-methylpentanoyl)cyclopent-2-en-1-one; (4*R*,5*S*)-3,4-dihydroxy-2-(3-methylbutanoyl)-5-(3-methylbutyl)-4-(4-methylpentanoyl)cyclopent-2-en-1-one; (4*R*,5*S*)-3,4-dihydroxy-2-(3-methylbutanoyl)-5-(3-methylbutyl)-4-(4-methylpentanoyl)cyclopent-2-en-1-one; (4*R*,5*S*)-3,4-dihydroxy-2-(3-methylbutanoyl)-5-(3-methylbutyl)-4-(4-methylpentanoyl)cyclopent-2-en-1-one; (4*R*,5*S*)-3,4-dihydroxy-2-(3-methylbutanoyl)-5-(3-methylbutyl)-4-(4-methylpentanoyl)cyclopent-2-en-1-one; (4*R*,5*S*)-3,4-dihydroxy-2-(3-methylbutanoyl)-5-(3-methylbutyl)-4-(4-methylpentanoyl)cyclopent-2-en-1-one; (4*R*,5*S*)-3,4-dihydroxy-2-(3-methylbutanoyl)-5-(3-methylbutyl)-4-(4-methylpentanoyl)cyclopent-2-en-1-one; (4*R*,5*S*)-3,4-dihydroxy-2-(3-methylbutanoyl)-5-(3-methylbutyl)-4-(4-methylpentanoyl)cyclopent-2-en-1-one; (4*R*,5*S*)-3,4-dihydroxy-2-(3-methylbutanoyl)-5-(3-methylbutyl)-4-(4-methylpentanoyl)cyclopent-2-en-1-one; (4*R*,5*S*)-3,4-dihydroxy-2-(3-methylbutanoyl)-5-(3-methylbutyl)-4-(4-methylpentanoyl)cyclopent-2-en-1-one; (4*R*,5*S*)-3,4-dihydroxy-2-(3-methylbutanoyl)-5-(3-methylbutyl)-4-(4-methylpentanoyl)cyclopent-2-en-1-one; (4*R*,5*S*)-3,4-dihydroxy-2-(3-methylbutanoyl)-5-(3-methylbutyl)-4-(4-methylpentanoyl)cyclopent-2-en-1-one; (4*R*,5*S*)-3,4-dihydroxy-2-(3-methylbutanoyl)-5-(3-methylbutyl)-4-(4-methylpentanoyl)cyclopent-2-en-1-one; (4*R*,5*S*)-3,4-dihydroxy-2-(3-methylbutanoyl)-5-(3-methylbutyl)-4-(4-methylpentanoyl)cyclopent-2-en-1-one; and (4*R*,5*S*)-3,4-

dihydroxy-2-(3-methylbutanoyl)-5-(3-methylbutyl)-4-(4-methylpentanoyl)cyclopent-2-en-1-one.

5. The method according to Claim 1, wherein the second component is derived from hops.
6. The method according to Claim 1, wherein the composition further comprises a pharmaceutically acceptable excipient selected from the group consisting of coatings, isotonic and absorption delaying agents, binders, adhesives, lubricants, disintegrants, coloring agents, flavoring agents, sweetening agents, absorbants, detergents, and emulsifying agents.
7. The method according to Claim 1, wherein the composition further comprises one or more members selected from the group consisting of antioxidants, vitamins, minerals, proteins, fats, and carbohydrates.
8. A composition to promote bone and joint health in a mammal in need thereof, said composition comprising a therapeutically effective amount of berberine or a pharmaceutically acceptable salt thereof as a first component and as a second component a therapeutically effective amount of a substituted 1,3-cyclopentadione compound selected from the group from the group consisting of rho dihydroisoalpa acids and tetrahydroisoalpa acids or pharmaceutically acceptable salts thereof.
9. The composition of Claim 8, wherein the first component and the second component are in a synergistic ratio
10. The composition according to Claim 8, wherein the rho dihydroisoalpa acid is selected from the group consisting of (4*S*,5*S*)-3,4-dihydroxy-4-[(1*S*)-hydroxy-4-methylpent-3-en-1-yl]-2-(3-methylbutanoyl)-5-(3-methylbut-2-en-1-yl)cyclopent-2-en-1-one; (4*R*,5*R*)-3,4-dihydroxy-4-[(1*R*)-hydroxy-4-methylpent-3-en-1-yl]-2-(3-methylbutanoyl)-5-(3-methylbut-2-en-1-yl)cyclopent-2-en-1-one; (4*R*,5*R*)-3,4-dihydroxy-4-[(1*R*)-hydroxy-4-methylpent-3-en-1-yl]-2-(2-methylbutanoyl)-5-(3-methylbut-2-en-1-yl)cyclopent-2-en-1-one; (4*R*,5*R*)-3,4-dihydroxy-4-[(1*R*)-hydroxy-4-methylpent-3-en-1-yl]-5-(3-methylbut-2-en-1-yl)-2-(2-methylpropanoyl)cyclopent-2-en-1-one; (4*R*,5*R*)-3,4-dihydroxy-4-[(1*S*)-hydroxy-4-methylpent-3-en-1-yl]-2-(3-methylbutanoyl)-5-(3-methylbut-2-en-1-yl)cyclopent-2-en-1-one; (4*R*,5*R*)-3,4-dihydroxy-4-[(1*S*)-hydroxy-4-methylpent-3-en-1-yl]-2-(2-methylbutanoyl)-5-(3-methylbut-2-en-1-yl)cyclopent-2-en-1-one; (4*R*,5*R*)-3,4-dihydroxy-4-[(1*S*)-hydroxy-4-methylpent-3-en-1-yl]-5-(3-methylbut-2-en-1-yl)-2-(2-methylpropanoyl)cyclopent-2-en-1-one; (4*R*,5*S*)-3,4-dihydroxy-4-[(1*R*)-hydroxy-4-methylpent-3-en-1-yl]-2-(3-methylbutanoyl)-5-(3-methylbut-2-en-1-yl)cyclopent-2-en-1-





(3-methylbutanoyl)-5-(3-methylbutyl)-4-(4-methylpentanoyl)cyclopent-2-en-1-one; (4*R*,5*S*)-3,4-dihydroxy-2-(3-methylbutanoyl)-5-(3-methylbutyl)-4-(4-methylpentanoyl)cyclopent-2-en-1-one; (4*R*,5*S*)-3,4-dihydroxy-2-(3-methylbutanoyl)-5-(3-methylbutyl)-4-(4-methylpentanoyl)cyclopent-2-en-1-one; (4*R*,5*S*)-3,4-dihydroxy-2-(3-methylbutanoyl)-5-(3-methylbutyl)-4-(4-methylpentanoyl)cyclopent-2-en-1-one; (4*R*,5*S*)-3,4-dihydroxy-2-(3-methylbutanoyl)-5-(3-methylbutyl)-4-(4-methylpentanoyl)cyclopent-2-en-1-one; (4*R*,5*S*)-3,4-dihydroxy-2-(3-methylbutanoyl)-5-(3-methylbutyl)-4-(4-methylpentanoyl)cyclopent-2-en-1-one; (4*R*,5*S*)-3,4-dihydroxy-2-(3-methylbutanoyl)-5-(3-methylbutyl)-4-(4-methylpentanoyl)cyclopent-2-en-1-one; (4*R*,5*S*)-3,4-dihydroxy-2-(3-methylbutanoyl)-5-(3-methylbutyl)-4-(4-methylpentanoyl)cyclopent-2-en-1-one; (4*R*,5*S*)-3,4-dihydroxy-2-(3-methylbutanoyl)-5-(3-methylbutyl)-4-(4-methylpentanoyl)cyclopent-2-en-1-one; and (4*R*,5*S*)-3,4-dihydroxy-2-(3-methylbutanoyl)-5-(3-methylbutyl)-4-(4-methylpentanoyl)cyclopent-2-en-1-one.

- [illegible]



methylpropanoyl)-5-(3-methylbut-2-en-1-yl)cyclopent-2-en-1-one; (4*S*,5*R*)-3,4-dihydroxy-4-[(1*S*)-hydroxy-4-methylpent-3-en-1-yl]-2-(2-methylbutanoyl)-5-(3-methylbut-2-en-1-yl)cyclopent-2-en-1-one; (4*S*,5*S*)-3,4-dihydroxy-4-[(1*R*)-hydroxy-4-methylpent-3-en-1-yl]-2-(3-methylbutanoyl)-5-(3-methylbut-2-en-1-yl)cyclopent-2-en-1-one; (4*S*,5*S*)-3,4-dihydroxy-4-[(1*R*)-hydroxy-4-methylpent-3-en-1-yl]-2-(2-methylbutanoyl)-5-(3-methylbut-2-en-1-yl)cyclopent-2-en-1-one; (4*S*,5*S*)-3,4-dihydroxy-4-[(1*R*)-hydroxy-4-methylpent-3-en-1-yl]-5-(3-methylbut-2-en-1-yl)-2-(2-methylpropanoyl)cyclopent-2-en-1-one; (4*S*,5*S*)-3,4-dihydroxy-4-[(1*S*)-hydroxy-4-methylpent-3-en-1-yl]-2-(2-methylbutanoyl)-5-(3-methylbut-2-en-1-yl)cyclopent-2-en-1-one; and (4*S*,5*S*)-3,4-dihydroxy-4-[(1*S*)-hydroxy-4-methylpent-3-en-1-yl]-5-(3-methylbut-2-en-1-yl)-2-(2-methylpropanoyl)cyclopent-2-en-1-one.

18. The composition according to Claim 8, wherein the composition comprises from about 9mg to about 720 mg of berberine or a pharmaceutically acceptable salt thereof and from about 20 mg to about 1600 mg of a rho dihydroisoalpha acid or a pharmaceutically acceptable salt thereof, wherein the rho dihydroisoalpha acid is selected from the group consisting of (4*S*,5*S*)-3,4-dihydroxy-4-[(1*S*)-hydroxy-4-methylpent-3-en-1-yl]-2-(3-methylbutanoyl)-5-(3-methylbut-2-en-1-yl)cyclopent-2-en-1-one; (4*R*,5*R*)-3,4-dihydroxy-4-[(1*R*)-hydroxy-4-methylpent-3-en-1-yl]-2-(3-methylbutanoyl)-5-(3-methylbut-2-en-1-yl)cyclopent-2-en-1-one; (4*R*,5*R*)-3,4-dihydroxy-4-[(1*R*)-hydroxy-4-methylpent-3-en-1-yl]-2-(2-methylbutanoyl)-5-(3-methylbut-2-en-1-yl)cyclopent-2-en-1-one; (4*R*,5*R*)-3,4-dihydroxy-4-[(1*R*)-hydroxy-4-methylpent-3-en-1-yl]-5-(3-methylbut-2-en-1-yl)-2-(2-methylpropanoyl)cyclopent-2-en-1-one; (4*R*,5*R*)-3,4-dihydroxy-4-[(1*S*)-hydroxy-4-methylpent-3-en-1-yl]-2-(3-methylbutanoyl)-5-(3-methylbut-2-en-1-yl)cyclopent-2-en-1-one; (4*R*,5*R*)-3,4-dihydroxy-4-[(1*S*)-hydroxy-4-methylpent-3-en-1-yl]-2-(2-methylbutanoyl)-5-(3-methylbut-2-en-1-yl)cyclopent-2-en-1-one; (4*R*,5*R*)-3,4-dihydroxy-4-[(1*S*)-hydroxy-4-methylpent-3-en-1-yl]-5-(3-methylbut-2-en-1-yl)-2-(2-methylpropanoyl)cyclopent-2-en-1-one; (4*R*,5*S*)-3,4-dihydroxy-4-[(1*R*)-hydroxy-4-methylpent-3-en-1-yl]-2-(3-methylbutanoyl)-5-(3-methylbut-2-en-1-yl)cyclopent-2-en-1-one; (4*R*,5*S*)-3,4-dihydroxy-4-[(1*R*)-hydroxy-4-methylpent-3-en-1-yl]-2-(2-methylbutanoyl)-5-(3-methylbut-2-en-1-yl)cyclopent-2-en-1-one; (4*R*,5*S*)-3,4-dihydroxy-4-[(1*R*)-hydroxy-4-methylpent-3-en-1-yl]-5-(3-methylbut-2-en-1-yl)-2-(2-methylpropanoyl)cyclopent-2-en-1-one; (4*R*,5*S*)-3,4-dihydroxy-4-[(1*S*)-hydroxy-4-methylpent-3-en-1-yl]-2-(3-methylbutanoyl)-5-(3-methylbut-2-en-1-yl)cyclopent-2-en-1-one; (4*R*,5*S*)-3,4-dihydroxy-4-[(1*S*)-hydroxy-4-methylpent-3-en-1-yl]-2-(2-methylbutanoyl)-5-(3-methylbut-2-en-1-yl)cyclopent-2-en-1-one; (4*R*,5*S*)-3,4-dihydroxy-4-[(1*S*)-hydroxy-4-methylpent-3-en-1-yl]-5-(3-methylbut-2-en-1-yl)-2-(2-methylpropanoyl)cyclopent-2-en-1-one; (4*R*,5*S*)-3,4-dihydroxy-4-[(1*S*)-hydroxy-4-methylpent-3-en-1-yl]-2-(3-methylbutanoyl)-5-(3-methylbut-2-en-1-yl)cyclopent-2-en-1-one; (4*R*,5*S*)-3,4-dihydroxy-4-[(1*S*)-hydroxy-4-methylpent-3-en-1-yl]-2-(2-methylbutanoyl)-5-(3-methylbut-2-en-1-yl)cyclopent-2-en-1-one; (4*R*,5*S*)-3,4-dihydroxy-4-[(1*S*)-hydroxy-4-methylpent-3-en-1-yl]-5-(3-methylbut-2-en-1-yl)-2-(2-methylpropanoyl)cyclopent-2-en-1-one.

methylpropanoyl)cyclopent-2-en-1-one; (4*S*,5*R*)-3,4-dihydroxy-4-[(1*R*)-hydroxy-4-methylpent-3-en-1-yl]-2-(3-methylbutanoyl)-5-(3-methylbut-2-en-1-yl)cyclopent-2-en-1-one; (4*S*,5*R*)-3,4-dihydroxy-4-[(1*R*)-hydroxy-4-methylpent-3-en-1-yl]-2-(2-methylbutanoyl)-5-(3-methylbut-2-en-1-yl)cyclopent-2-en-1-one; (4*S*,5*R*)-3,4-dihydroxy-4-[(1*R*)-hydroxy-4-methylpent-3-en-1-yl]-5-(3-methylbut-2-en-1-yl)-2-(2-methylpropanoyl)cyclopent-2-en-1-one; (4*S*,5*R*)-3,4-dihydroxy-4-[(1*S*)-hydroxy-4-methylpent-3-en-1-yl]-2-(3-methylbutanoyl)-5-(3-methylbut-2-en-1-yl)cyclopent-2-en-1-one; (4*S*,5*R*)-3,4-dihydroxy-4-[(1*S*)-hydroxy-4-methylpent-3-en-1-yl]-2-(2-methylpropanoyl)-5-(3-methylbut-2-en-1-yl)cyclopent-2-en-1-one; (4*S*,5*R*)-3,4-dihydroxy-4-[(1*S*)-hydroxy-4-methylpent-3-en-1-yl]-2-(2-methylbutanoyl)-5-(3-methylbut-2-en-1-yl)cyclopent-2-en-1-one; (4*S*,5*S*)-3,4-dihydroxy-4-[(1*R*)-hydroxy-4-methylpent-3-en-1-yl]-2-(3-methylbutanoyl)-5-(3-methylbut-2-en-1-yl)cyclopent-2-en-1-one; (4*S*,5*S*)-3,4-dihydroxy-4-[(1*R*)-hydroxy-4-methylpent-3-en-1-yl]-2-(2-methylbutanoyl)-5-(3-methylbut-2-en-1-yl)cyclopent-2-en-1-one; (4*S*,5*S*)-3,4-dihydroxy-4-[(1*R*)-hydroxy-4-methylpent-3-en-1-yl]-2-(2-methylpropanoyl)cyclopent-2-en-1-one; (4*S*,5*S*)-3,4-dihydroxy-4-[(1*S*)-hydroxy-4-methylpent-3-en-1-yl]-2-(2-methylbutanoyl)-5-(3-methylbut-2-en-1-yl)cyclopent-2-en-1-one; and (4*S*,5*S*)-3,4-dihydroxy-4-[(1*S*)-hydroxy-4-methylpent-3-en-1-yl]-5-(3-methylbut-2-en-1-yl)-2-(2-methylpropanoyl)cyclopent-2-en-1-one.

19. A method to promote bone and joint health in a mammal in need thereof, said method comprising administering to the mammal a composition comprising therapeutically effective amounts of at least two members selected from the group consisting of Abelmoschus, Acacia extract, African Devil's claw, Arthred bovine, Arthred porcine, Astragalus, Berberine, Black cohosh, Bonepep, Bonestein, Chicken Collagen, Curcumin, Devil's Claw, DHEA, Dioscorea, Flaxseed, FOS, Fructus Ligustri, Genistein, Glabridin, Glucosamine, Green tea, Green Tea Polyphenols, Hesperidin, Hyaluronic Acid, Inulin, Ipriflavone, Linoleic Acid, MBP, MCHA, Oleanolic Acid, Oleuropein, Olive oil, Osteosine, Parthinolide, Perilla oil, Phloridzin, Puerariae radix, Punica granatum, Quercetin, Red yeast rice, Resveratrol, Rosemary, Rutin, Vitamin K2, and Withania.
20. The method according to Claim 19, wherein the composition is a medical food.
21. A composition to promote bone and joint health in a mammal in need thereof, said composition comprising therapeutically effective amounts of at least two members selected from the group consisting of Abelmoschus, Acacia extract, African Devil's claw, Arthred bovine, Arthred porcine, Astragalus, Berberine, Black cohosh, Bonepep, Bonestein, Chicken Collagen, Curcumin, Devil's Claw, DHEA, Dioscorea, Flaxseed,

FOS, Fructus Ligustri, Genistein, Glabridin, Glucosamine, Green tea, Green Tea Polyphenols, Hesperidin, Hyaluronic Acid, Inulin, Ipriflavone, Linoleic Acid, MBP, MCHA, Oleanolic Acid, Oleuropein, Olive oil, Osteosine, Parthinolide, Perilla oil, Phloridzin, Puerariae radix, Punica granatum, Quercetin, Red yeast rice, Resveratrol, Rosemary, Rutin, Vitamin K2, and Withania.

22. The composition according to Claim 21, wherein the composition is a medical food.

1/1

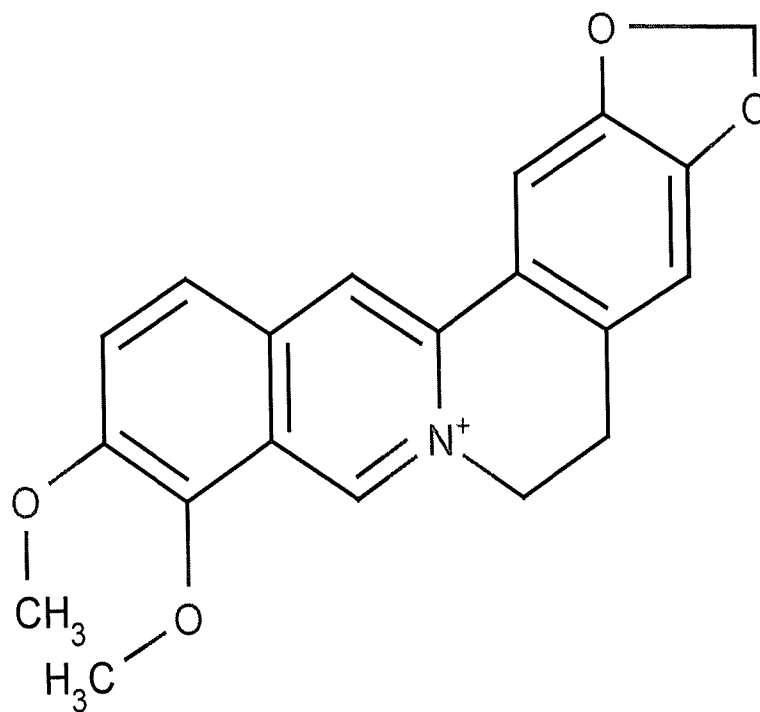


Fig. 1

## INTERNATIONAL SEARCH REPORT

International application No.

PCT/US 08/56980

## A. CLASSIFICATION OF SUBJECT MATTER

IPC(8) - A61K 36/00; A61K 36/82 (2008.04)

USPC - 424/725

According to International Patent Classification (IPC) or to both national classification and IPC

## B. FIELDS SEARCHED

Minimum documentation searched (classification system followed by classification symbols)

IPC(8) - A61K 36/00; A61K 36/82 (2008.04)

USPC - 424/725; 424/729

Documentation searched other than minimum documentation to the extent that such documents are included in the fields searched

Electronic data base consulted during the international search (name of data base and, where practicable, search terms used)

PUBWEST, GOOGLE SCHOLAR: berberine, joint, bone, hops, Humulus lupulus, extract, synergy, isoalpha acid, cyclopentadione, tetrahydroisoalpha, dihydroisoalpha, hexahydroisoalpha, Berberis, berbinium, berberry, cis, trans, isomer

## C. DOCUMENTS CONSIDERED TO BE RELEVANT

Category*	Citation of document, with indication, where appropriate, of the relevant passages	Relevant to claim No.
X --- Y	US 6,264,995 B1 (Newmark et al.) 24 Jul 2001 (24.07.2001); col 3, ln 46-47 and 64-65; col 5, ln 10-11, 20-21, 40-42, 66, 67; col 6, ln 66-col 7, ln 3; col 10, ln 20-26; col 12, ln 11-13 and 15-38	19-22 ----- 1-18
Y	US 2004/0151792 A1 (Tripp et al.) 5 Aug 2004 (05.08.2004); para [0008]; [0031]; [0032]; [0041]; [0061]; [0076]; [0093]; [0094]; [0097]-[0099]; [0118]; [0127]; [0131]; [0154]; [0155]; [0410]; and Fig 3D	1-18
A	US 6,583,322 B1 (Shahlai et al.) 24 Jun 2003 (24.06.2003); col 1, ln 10-12 and Fig 1 and 2	3, 4, 10, 11, 15-18

☐ Further documents are listed in the continuation of Box C.

\* Special categories of cited documents:

"A" document defining the general state of the art which is not considered to be of particular relevance

"E" earlier application or patent but published on or after the international filing date

"L" document which may throw doubts on priority claim(s) or which is cited to establish the publication date of another citation or other special reason (as specified)

"O" document referring to an oral disclosure, use, exhibition or other means

"P" document published prior to the international filing date but later than the priority date claimed

"T" later document published after the international filing date or priority date and not in conflict with the application but cited to understand the principle or theory underlying the invention

"X" document of particular relevance; the claimed invention cannot be considered novel or cannot be considered to involve an inventive step when the document is taken alone

"Y" document of particular relevance; the claimed invention cannot be considered to involve an inventive step when the document is combined with one or more other such documents, such combination being obvious to a person skilled in the art

"&amp;" document member of the same patent family

Date of the actual completion of the international search

06 Jun 2008 (06.06.2008)

Date of mailing of the international search report

23 JUN 2008

Name and mailing address of the ISA/US

Mail Stop PCT, Attn: ISA/US, Commissioner for Patents  
P.O. Box 1450, Alexandria, Virginia 22313-1450

Facsimile No. 571-273-3201

Authorized officer:

Lee W. Young

PCT Helpdesk: 571-272-4300

PCT OSP: 571-272-7774