

J. D. Burton.

Refrigerator.

N^o 20021.

Patented Jun. 22. 1858.

Fig 1

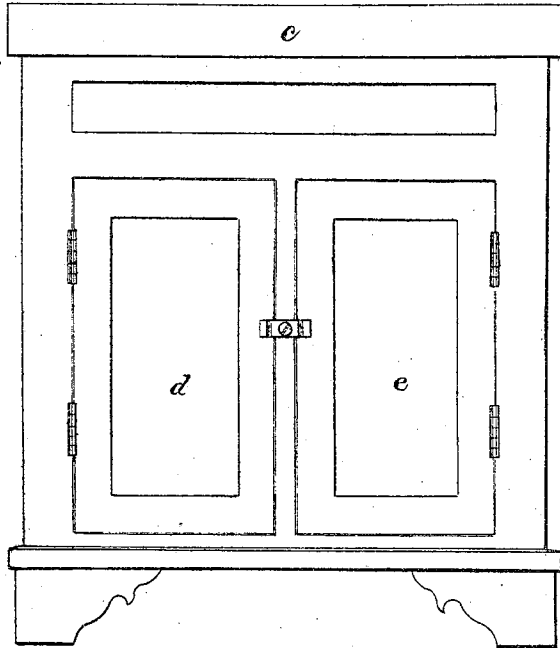
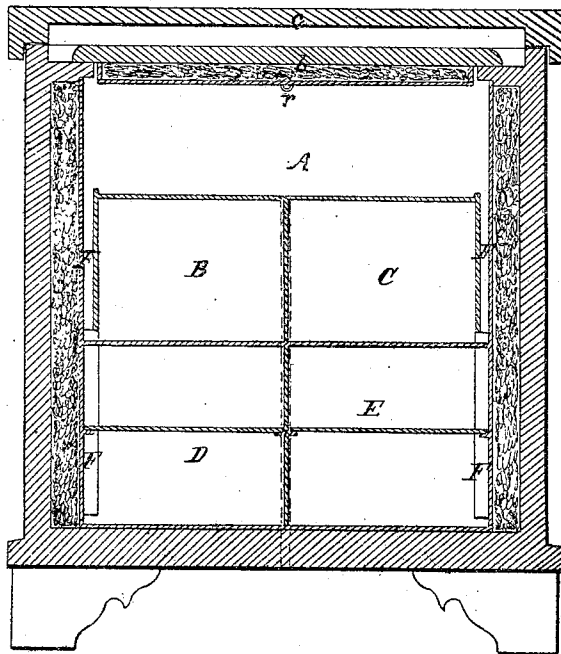


Fig 3



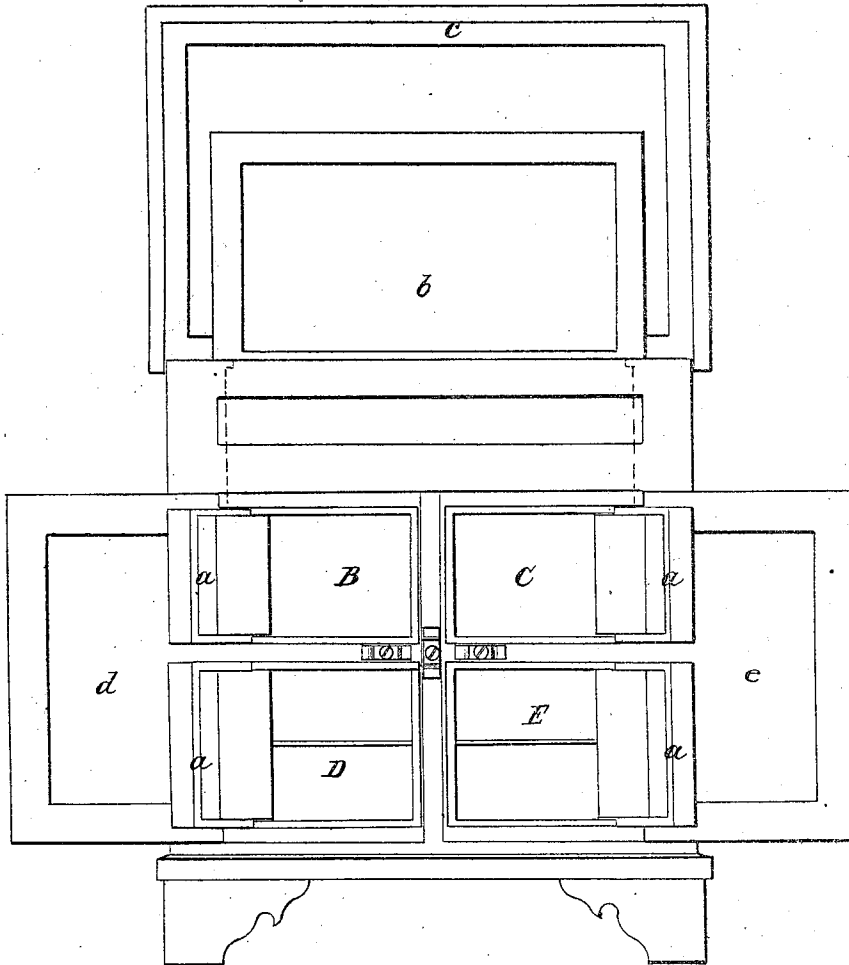
J. D. Burton.

Sheet 2. 3. Sheets.

Refrigerator

N^o 20621.

Fig. 2 Patented Jun. 22. 1858.



J. D. Burton.

Refrigerator.

N^o 20621.

Fig. 4 Patented Jun. 22. 1858.

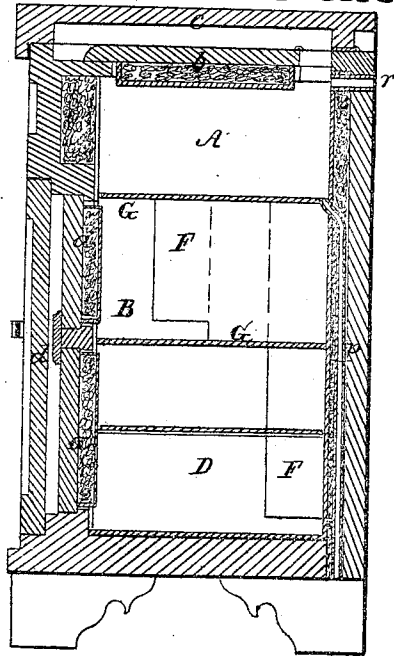
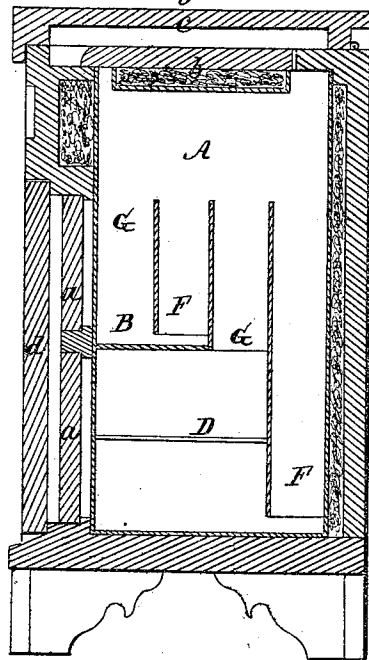


Fig. 5.



UNITED STATES PATENT OFFICE.

J. D. BURTON, OF CHARLESTOWN, MASSACHUSETTS.

REFRIGERATOR.

Specification of Letters Patent No. 20,621, dated June 22, 1858.

To all whom it may concern:

Be it known that I, JOHN D. BURTON, of Charlestown, in the county of Middlesex and State of Massachusetts, have invented an Improvement in Refrigerators; and I do hereby declare that the same is fully described and represented in the following specification and the accompanying drawings, of which—

Figure 1, denotes a front elevation of a refrigerator, constructed on my improved plan and having its several doors closed. Fig. 2, a front elevation of it with its doors open. Fig. 3, is a longitudinal section of it. Fig. 4, a transverse and central section. Fig. 5, a transverse section taken through the air flues of two of its separate refrigerating chambers.

The nature of my invention consists in an improved arrangement of separate refrigerating chambers, ice chamber and air passages leading from the ice chamber into the separate refrigerating chambers.

In carrying out my invention, I construct the refrigerator with an ice receptacle, A, arranged in its upper part, and I form in the refrigerator and below such ice receptacle, chambers, B, C, D, E, separate from one another and the ice receptacle, A. To each of these chambers, I provide an inner door, *a*. I also furnish the ice receptacle with an inner lid *b*, and an outer lid, *c*.

Furthermore, I provide the separate refrigerating chambers with outer doors, *d*, *e*. From the ice chamber A, a cold air passage or pipe, F, is led downward into each of the refrigerating chambers and terminates near the bottom of the same, and so that cold air from the ice receptacle may pass down through such passage F, into the refrigerating chamber, each refrigerating chamber being furnished with such a pipe, F. Furthermore, each refrigerating chamber is provided with another pipe or passage, G, leading from its upper part upward into the ice receptacle, A, the several

pipes or passages F, and G, for the separate refrigerating chambers being arranged as shown in Fig. 3, or in Fig. 5. By means of such air pipes, each refrigerating chamber will be caused to receive cold air from the ice chamber, A, and discharge its warm air into the said ice chamber; and, furthermore, as each of the refrigerating chambers is separate from that next to it, its doors may be opened without disturbing the air in either of the other chambers, or of causing the warm external air to flow therein. Thus, my arrangement of separate refrigerating chambers and air pipes with the ice receptacle, A, as described and represented has an important advantage, for when the space below the ice chamber is undivided into separate chambers, if its door be opened cold air in the whole chamber or space will be liable to escape, and in case, an article having a strong odor be placed in the chamber it will be likely to impregnate with its odor, any other article or articles on the chamber, but with my improvement such odorous article, when placed in one of the refrigerating chambers, will be completely insulated from what may be in either of the other chambers.

In Fig. 4, *p*, denotes a waste pipe for carrying waste water away from the ice chamber. In the same figure, *r*, exhibits a pipe or passage for ventilating the ice chamber. The case of the refrigerator may be constructed in any proper manner so as to be a non conductor of heat.

What I claim is—

The arrangement of the separate refrigerating chambers, the ice chamber and the air passages leading from the latter into the separate refrigerating chambers.

In testimony whereof, I have hereunto set my signature.

J. D. BURTON.

Witnesses:

R. H. EDDY,
A. F. DEVEREUX.