



US00D997295S

(12) **United States Design Patent**
Cornick

(10) **Patent No.:** **US D997,295 S**

(45) **Date of Patent:** **** Aug. 29, 2023**

- (54) **FLUID CONDITIONING BLOCKS**
- (71) Applicant: **Harvey Water Softeners Limited**, Old Woking (GB)
- (72) Inventor: **Thomas Cornick**, Old Woking (GB)
- (73) Assignee: **Harvey Water Softeners Limited**, Surrey (GB)
- (**) Term: **15 Years**
- (21) Appl. No.: **29/731,771**
- (22) Filed: **Apr. 17, 2020**

D325,619	S	*	4/1992	Casberg	D23/207
D334,227	S	*	3/1993	Gladfelter	D23/207
D334,420	S	*	3/1993	Gladfelter	D23/207
D334,421	S	*	3/1993	Gladfelter	D23/207
5,198,140	A	*	3/1993	Joshi	C11D 17/0078 252/8.84
D334,968	S	*	4/1993	Gladfelter	D23/207
D335,330	S	*	5/1993	Gladfelter	D23/207
D335,699	S	*	5/1993	Gladfelter	D23/207
D335,704	S	*	5/1993	Casberg	D23/207
5,580,056	A	*	12/1996	Clark	A63F 9/12 D21/504
D406,635	S	*	3/1999	Russell	D23/207
D407,463	S	*	3/1999	Outlaw	D23/207
D429,542	S	*	8/2000	Beaujean	D28/8.1
D431,320	S	*	9/2000	Beaujean	D28/8.1
D432,592	S	*	10/2000	Yip	D21/480
D436,688	S	*	1/2001	Beaujean	D28/8.1
D446,347	S	*	8/2001	Beaujean	D28/8.1
D449,881	S	*	10/2001	Mock, Sr.	D24/101

(Continued)

- (30) **Foreign Application Priority Data**
- Jan. 13, 2020 (EM) 007507322-0001
- Jan. 13, 2020 (EM) 007507322-0002
- Jan. 13, 2020 (EM) 007507322-0003

Primary Examiner — Keith J Wilson
(74) *Attorney, Agent, or Firm* — Jackson Walker L.L.P.

- (51) **LOC (14) Cl.** **23-01**
- (52) **U.S. Cl.**
USPC **D23/207**
- (58) **Field of Classification Search**
USPC D1/100-199; D23/207-208; D21/484,
D21/489-491.499, 500; D25/113, 118
CPC A61K 9/20; A61K 9/209; A61K 9/5078;
A61K 9/167; A61K 9/2081; A61K 8/11
See application file for complete search history.

(57) **CLAIM**

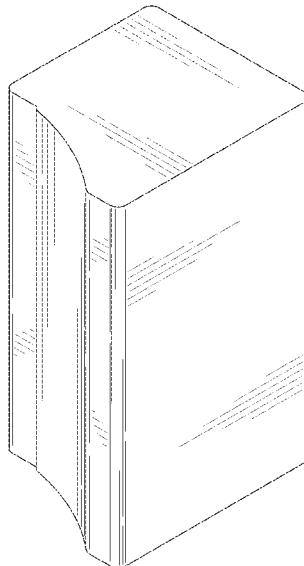
The ornamental design for a fluid conditioning block, as shown and described.

DESCRIPTION

FIG. 1 is a first embodiment of a front right perspective view of a single block of a fluid conditioning block showing my new design;
FIG. 2 is a front elevation view of a single block thereof;
FIG. 3 is a rear elevation view of a single block thereof;
FIG. 4 is a left side elevation view of a single block thereof;
FIG. 5 is a right side elevation view of a single block thereof;
FIG. 6 is a top plan view of a single block thereof; and,
FIG. 7 is a bottom plan view of a single block thereof.

- (56) **References Cited**
U.S. PATENT DOCUMENTS
- 3,925,225 A * 12/1975 Morrison C11D 17/00
510/148
- D272,848 S * 2/1984 Koziol D11/89
- D283,649 S * 4/1986 Casberg D23/207
- D285,729 S * 9/1986 Tovey D24/101
- 4,683,072 A * 7/1987 Holdt A61L 9/05
510/491
- D304,244 S * 10/1989 Tovey D28/8.1

1 Claim, 6 Drawing Sheets



(56)

References Cited

U.S. PATENT DOCUMENTS

D594,512	S	*	6/2009	Richards	D21/484
D627,128	S	*	11/2010	El Saifi	D1/127
D683,799	S	*	6/2013	Kiecker	D21/484
D734,820	S	*	7/2015	Lee	D21/484
D784,709	S	*	4/2017	Katav	D11/131
D801,623	S	*	11/2017	Wang	D1/127
D853,406	S	*	7/2019	LaCrosse	D14/485
D857,156	S	*	8/2019	Hani	D23/208
11,071,976	B2	*	7/2021	Bowden	B01J 49/75
D948,631	S	*	4/2022	Motov	D21/484
D975,398	S	*	1/2023	Plociak	D1/111
D976,522	S	*	1/2023	Peters	D1/128
D977,218	S	*	2/2023	Cody	D1/100
D977,219	S	*	2/2023	de Boer	D1/100
D977,609	S	*	2/2023	Park	D23/207
D977,611	S	*	2/2023	Chen	D23/209
D978,478	S	*	2/2023	Burger	D1/100
D979,012	S	*	2/2023	Timmann	D23/208
D979,179	S	*	2/2023	Tulli	D1/127
D982,130	S	*	3/2023	Timmann	D23/208
D982,185	S	*	3/2023	Cerilli	D25/113

* cited by examiner

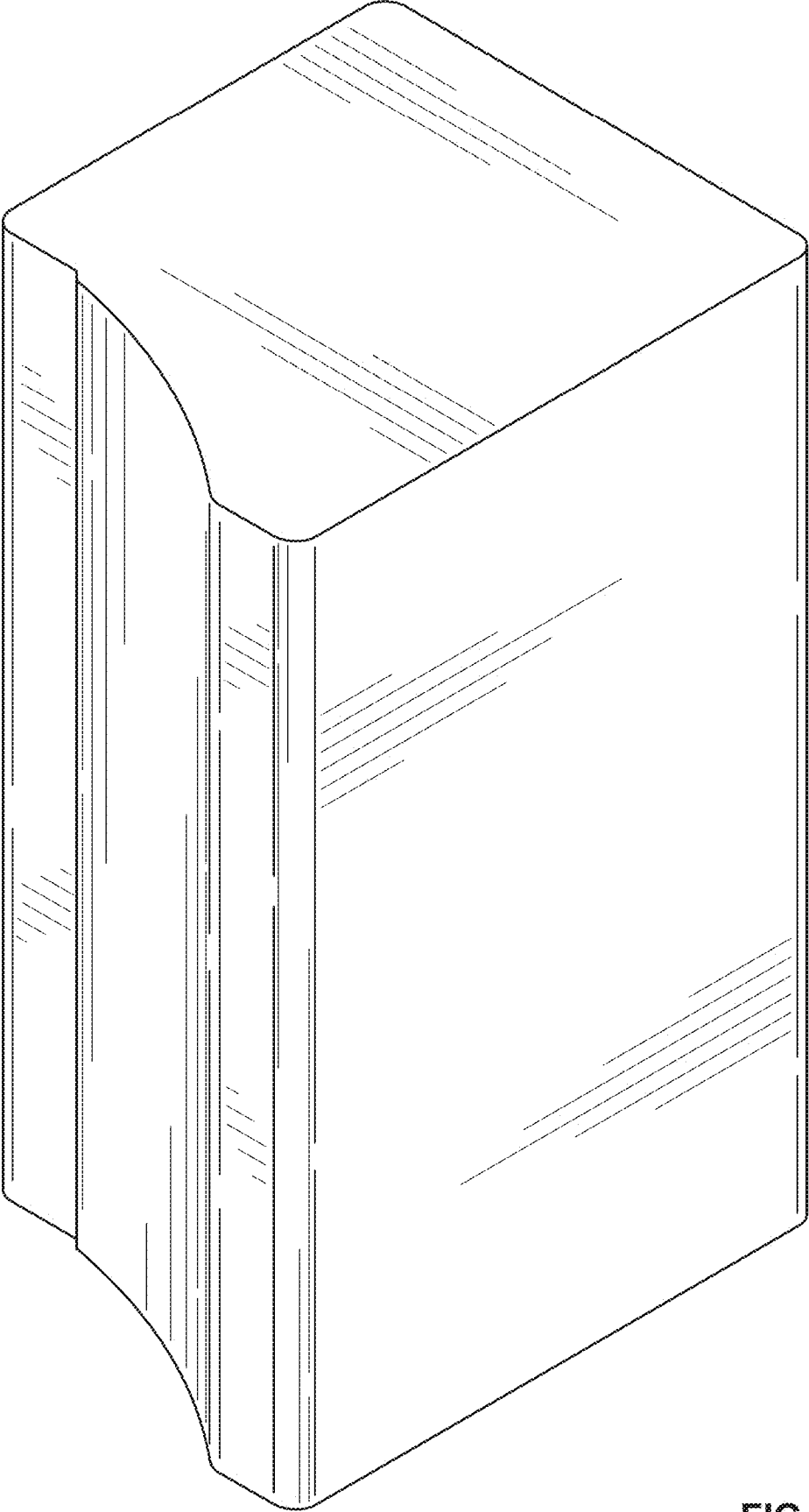


FIG. 1




FIG. 2




FIG. 3




FIG. 4




FIG. 5

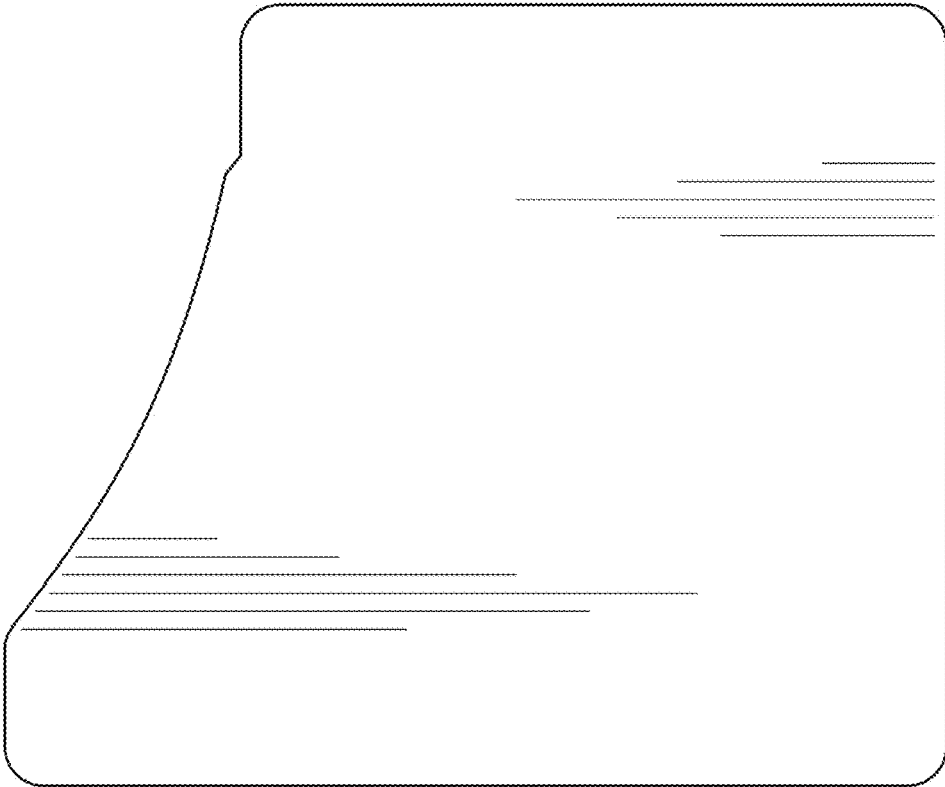


FIG. 6

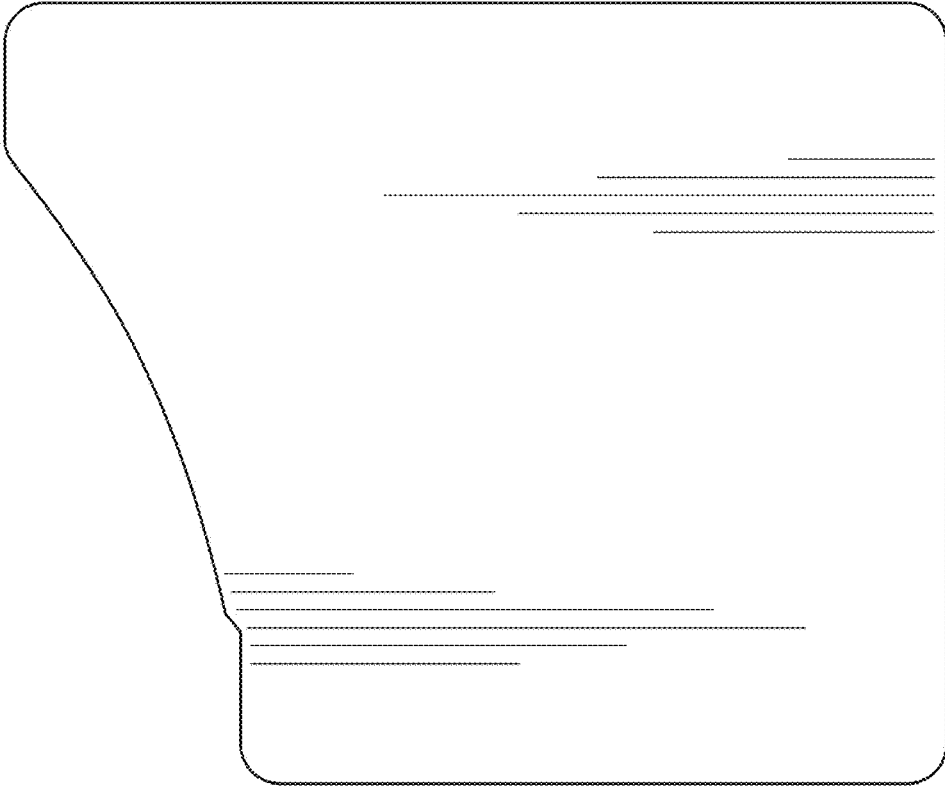


FIG. 7