



US00D730808S

(12) **United States Design Patent**
Majerus et al.

(10) **Patent No.:** **US D730,808 S**

(45) **Date of Patent:** **** Jun. 2, 2015**

- (54) **TIRE**
- (71) Applicants: **Julien Dominique Gilbert Majerus**, Bastogne (BE); **Olivier Francis Bindner**, Yutz (FR); **Sebastien Willy Fontaine**, Vichten (LU); **Armand Rene Gabriel Leconte**, Gralingen (LU)
- (72) Inventors: **Julien Dominique Gilbert Majerus**, Bastogne (BE); **Olivier Francis Bindner**, Yutz (FR); **Sebastien Willy Fontaine**, Vichten (LU); **Armand Rene Gabriel Leconte**, Gralingen (LU)
- (73) Assignee: **The Goodyear Tire & Rubber Company**, Akron, OH (US)

D524,231 S	7/2006	Marazzi et al.	D12/521
D524,233 S	7/2006	Marazzi et al.	D12/521
D525,186 S	7/2006	Martin	D12/521
D546,272 S	7/2007	Shinohara et al.	D12/521
D551,156 S	9/2007	Shinohara et al.	D12/521
D559,767 S	1/2008	Graas et al.	D12/521
D560,595 S	1/2008	Bindner et al.	D12/521
D560,600 S	1/2008	Dixon et al.	D12/588
D586,724 S	2/2009	Seibert et al.	D12/519
D593,931 S	6/2009	Fontaine et al.	D12/521
D597,474 S	8/2009	Yamakawa et al.	D12/519
D601,939 S	10/2009	Fontaine et al.	D12/519
D606,002 S	12/2009	Yamakawa et al.	D12/519
D607,809 S *	1/2010	Fontaine et al.	D12/523
D609,161 S	2/2010	Fontaine et al.	D12/517
D633,433 S *	3/2011	Sieber et al.	D12/519
D634,699 S	3/2011	Fontaine et al.	D12/517
D638,348 S	5/2011	Harvey et al.	D12/521

(Continued)

(**) Term: **14 Years**

Primary Examiner — Stacia Cadmus

(74) Attorney, Agent, or Firm — Richard B. O’Planick

(21) Appl. No.: **29/452,048**

(57) **CLAIM**

The ornamental design for a tire, as shown and described.

(22) Filed: **Apr. 11, 2013**

DESCRIPTION

(51) **LOC (10) Cl.** **12-15**

(52) **U.S. Cl.** **D12/523**

(58) **Field of Classification Search**

USPC D12/505–532

CPC B60C 11/0304; B60C 11/0302; B60C 11/0306; B60C 11/0309; B60C 11/0318; B60C 11/0311; B60C 11/042; B60C 11/13; B60C 11/00; B60C 11/11; B60C 11/12

See application file for complete search history.

(56) **References Cited**

U.S. PATENT DOCUMENTS

D418,785 S	1/2000	Lovell et al.	D12/147
D432,956 S	10/2000	Ricquet	D12/141
D451,453 S	12/2001	Maxwell et al.	D12/147
D453,919 S	2/2002	Mast et al.	D12/528
D469,396 S	1/2003	Hutson et al.	D12/520
D470,443 S	2/2003	Slingluff et al.	D12/147
D490,047 S	5/2004	Heinen et al.	D12/524
D512,013 S	11/2005	Delu et al.	D12/521
D522,442 S	6/2006	Shirouzu	D12/515

FIG. 1 is a perspective view of a tire showing our new design, it being understood that the pattern repeats uniformly throughout the circumference of the tread;

FIG. 2 is a front elevational view thereof;

FIG. 3 is a right side elevational view thereof;

FIG. 4 is a left side elevational view thereof;

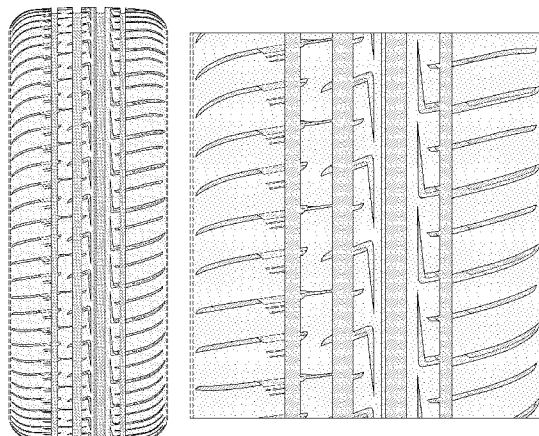
FIG. 5 is an enlarged fragmentary front elevational view thereof;

FIG. 6 is a perspective view of a second embodiment of a tire showing our new design, it being understood that the pattern repeats uniformly throughout the circumference of the tread; and,

FIG. 7 is a front elevational view of a second embodiment, it being understood that an enlarged fragmentary view thereof would be substantially identical to that shown in FIG. 5, with the exception of the inclusion of the sidewall in solid lines.

In the drawings, the broken lines showing of the sidewall, inner bead and the peripheral boundary between the tire tread and the sidewall in FIGS. 1 through 5 depict environmental subject matter and form no part of the claimed design.

1 Claim, 7 Drawing Sheets



US D730,808 S

Page 2

(56)

References Cited

U.S. PATENT DOCUMENTS

D639,719 S	6/2011	Harvey et al.	D12/521	D659,075 S	5/2012	Harvey et al.	D12/521
D639,720 S	6/2011	Harvey et al.	D12/521	D659,633 S	5/2012	Bindner et al.	D12/521
D644,592 S	9/2011	Grabo et al.	D12/519	D662,451 S	6/2012	Schmalix et al.	D12/521
D644,593 S	9/2011	Fontaine et al.	D12/523	D667,359 S *	9/2012	Ishida et al.	D12/523
				D668,598 S	10/2012	Hughes et al.	D12/521
				D701,822 S *	4/2014	Bindner et al.	D12/523
				D720,681 S *	1/2015	Bindner et al.	D12/523

* cited by examiner

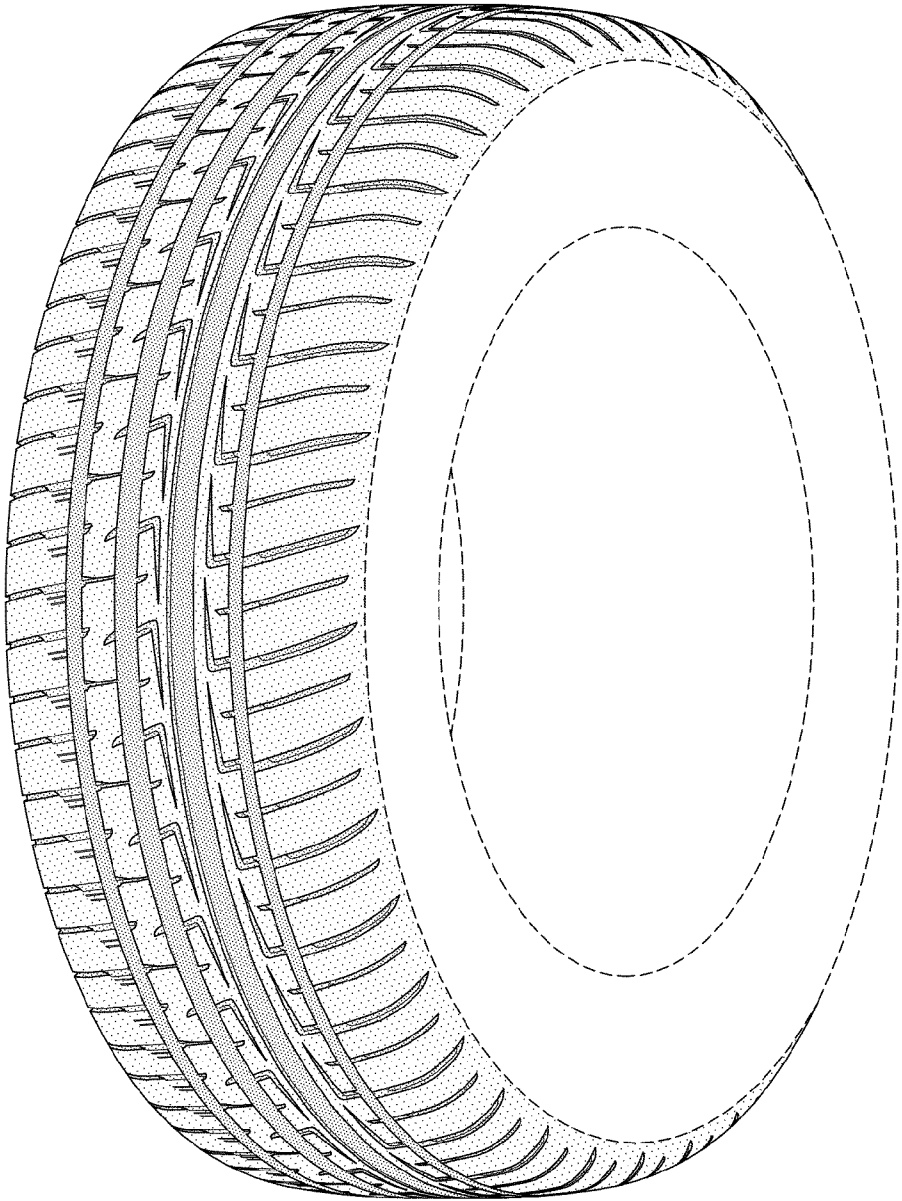


FIG-1

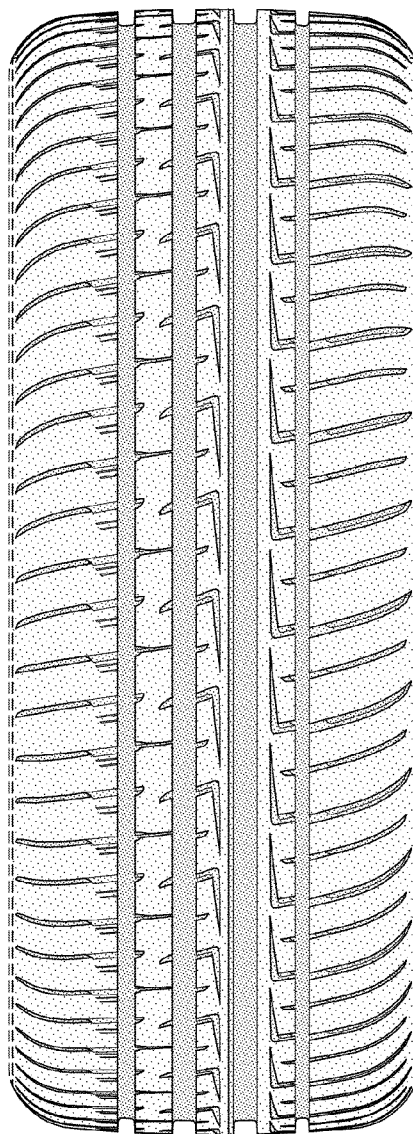


FIG-2

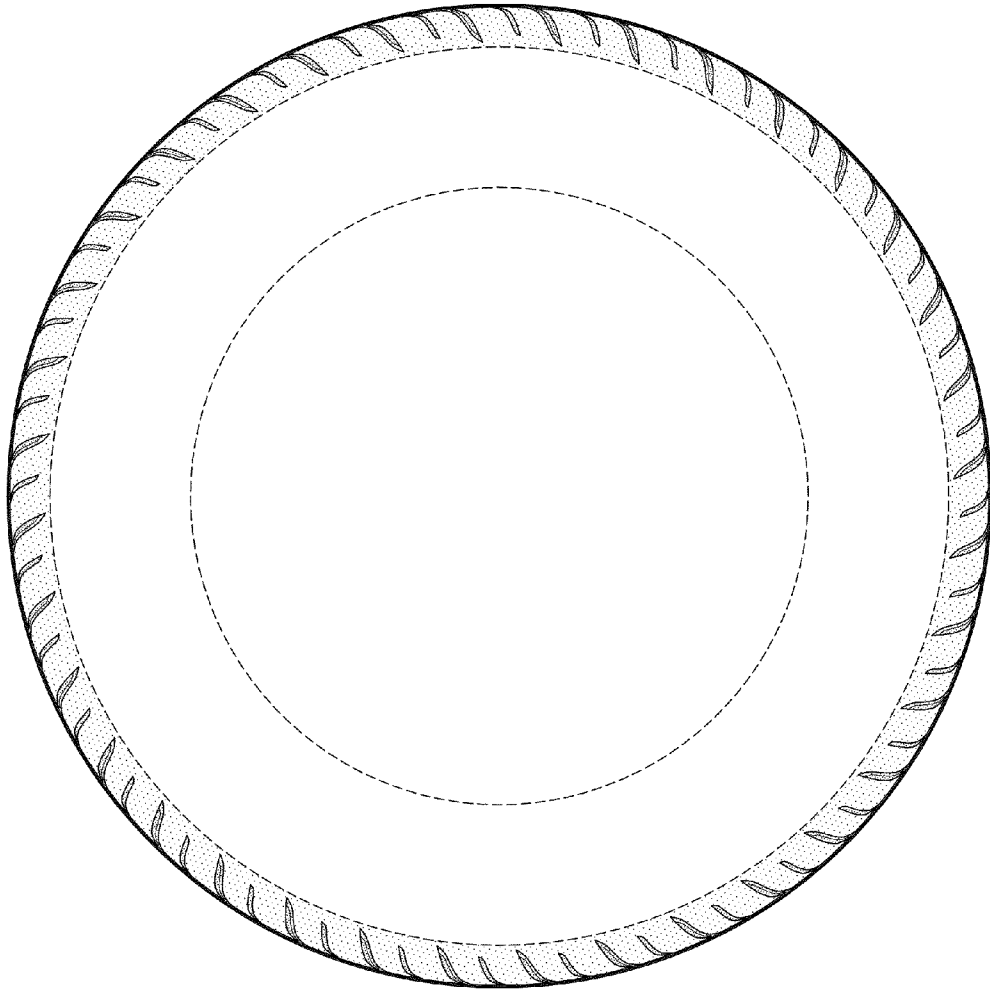


FIG-3

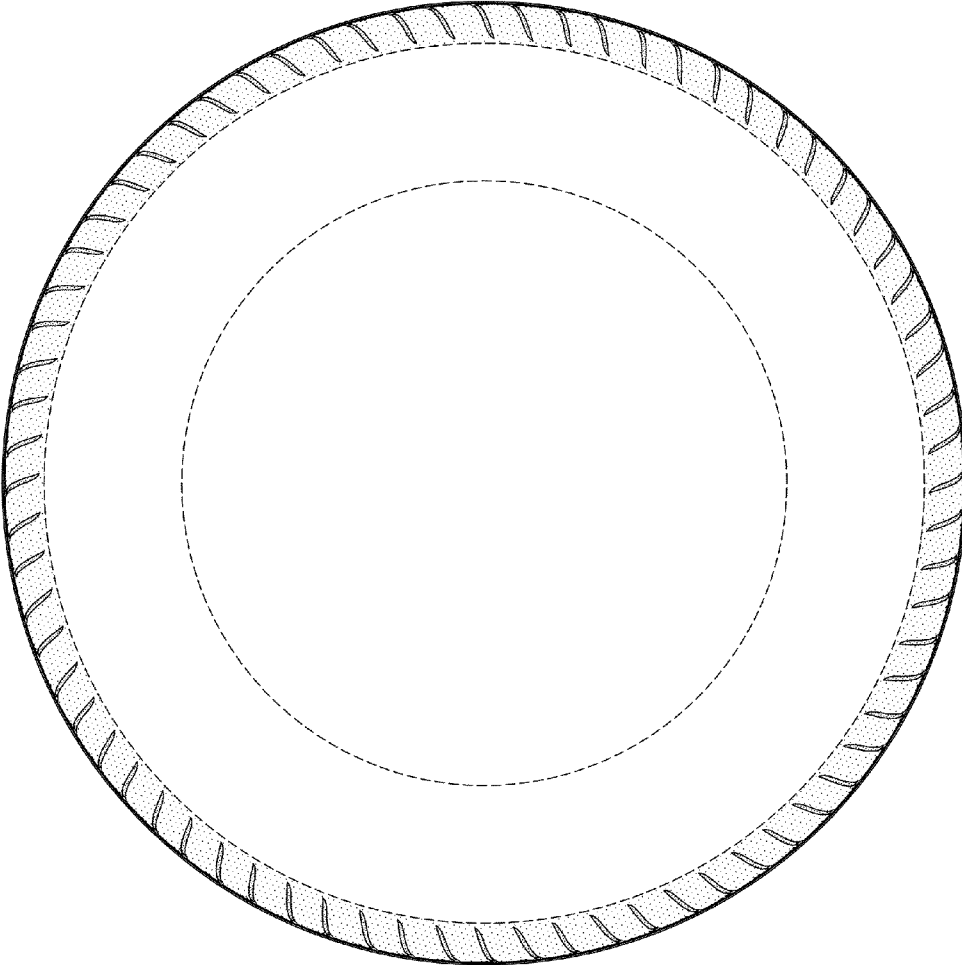


FIG-4

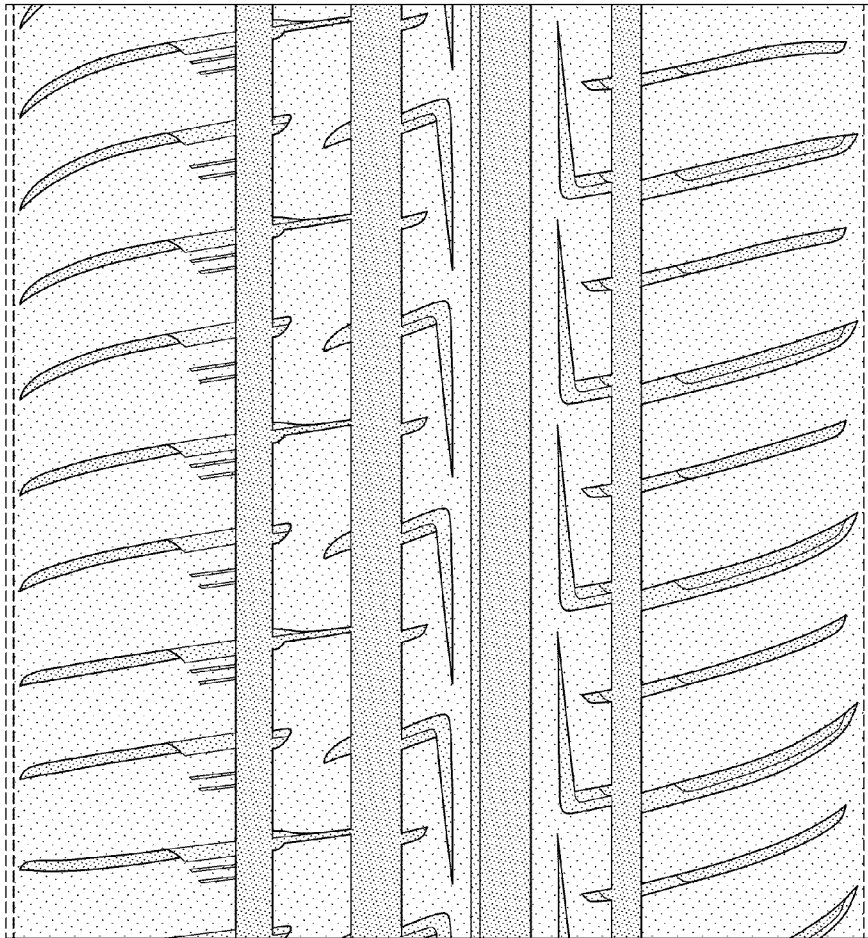


FIG-5

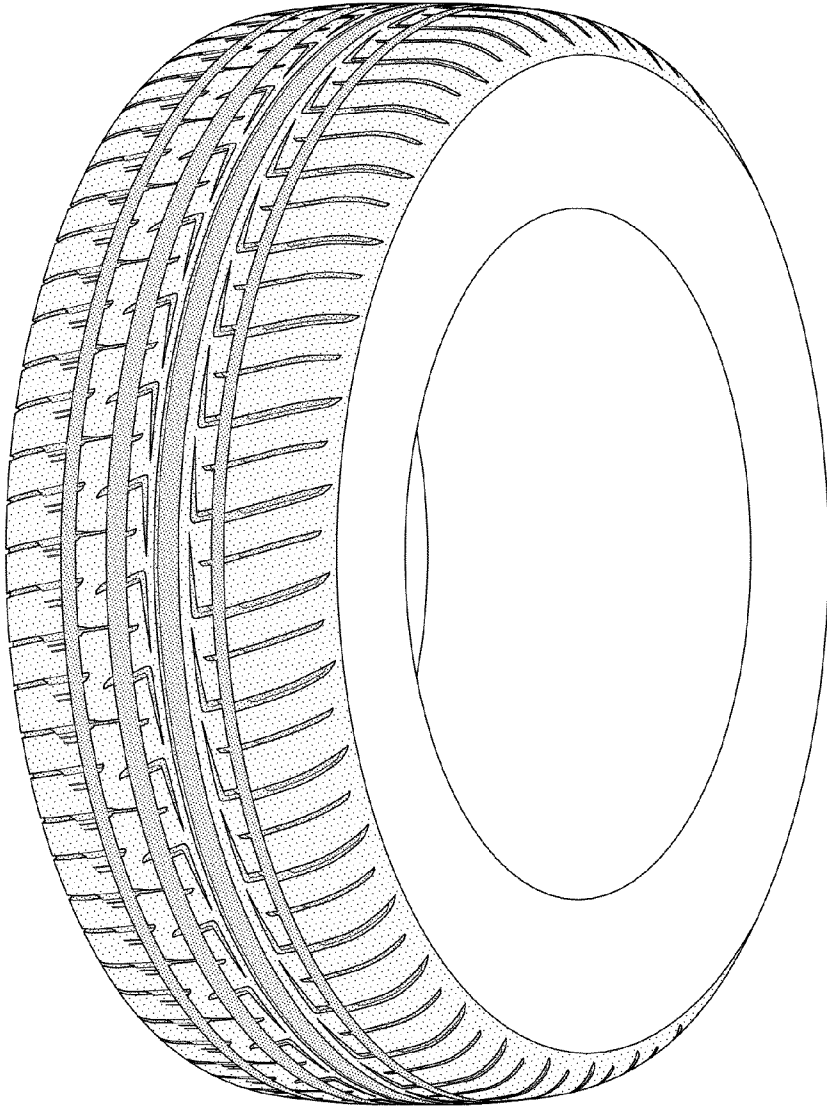


FIG-6

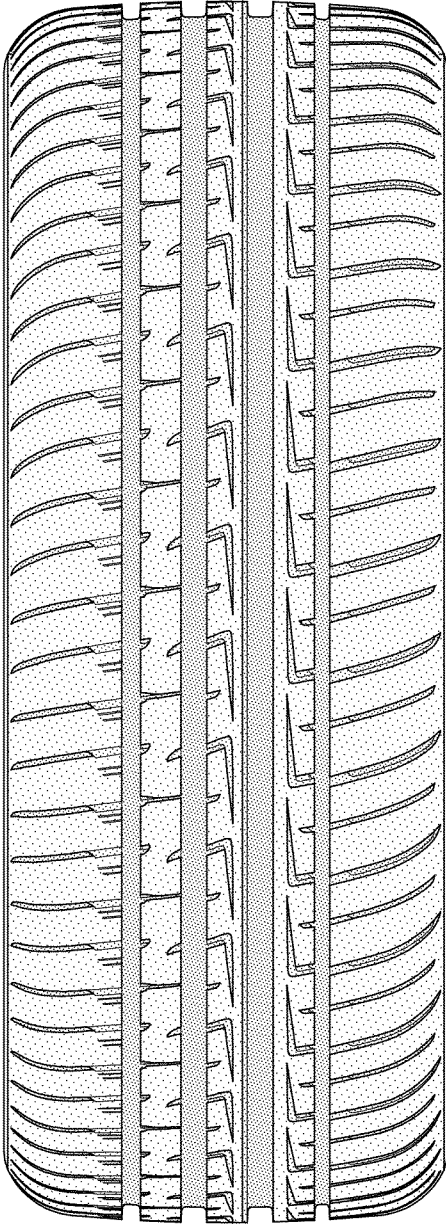


FIG-7