



US00D658993S

(12) **United States Design Patent**
Gill et al.

(10) **Patent No.:** **US D658,993 S**

(45) **Date of Patent:** **** May 8, 2012**

(54) **SQUEEZABLE BOTTLE**

(75) Inventors: **Yoram Gill**, Haifa (IL); **Roece Bigger**,
Rishon Lezion (IL); **Yariv Sade**, Zur
Yigal (IL); **Arik Yuval**, Zur Yigal (IL)

(73) Assignee: **Source Vagabond Systems Ltd.**, Tirat
Carmel (IL)

(**) Term: **14 Years**

(21) Appl. No.: **29/365,662**

(22) Filed: **Jul. 13, 2010**

(51) **LOC (9) Cl.** **09-01**

(52) **U.S. Cl.** **D9/500; D9/521; D9/574**

(58) **Field of Classification Search** D9/434,
D9/435, 447, 500, 503, 504, 516, 521, 549,
D9/574, 682, 686, 688, 690, 723-729; 215/381-385;
222/105, 394, 402.1, 402.15, 546
See application file for complete search history.

(56) **References Cited**

U.S. PATENT DOCUMENTS

D236,799 S *	9/1975	Kapuscinski	D9/504
D243,975 S *	4/1977	Persson	D3/300
D251,181 S *	2/1979	Angleman et al.	D9/504
D251,182 S *	2/1979	Angleman et al.	D9/504
D315,101 S *	3/1991	Goldstein et al.	D9/435
D340,618 S *	10/1993	Zimmerman	D7/591
D358,297 S *	5/1995	Garneau	D7/510
D361,922 S *	9/1995	Van Dyk	D7/510
D378,016 S *	2/1997	Armbruster et al.	D3/205
D413,799 S *	9/1999	Schlatter	D9/727
D445,024 S *	7/2001	Breidenbach et al.	D9/741
D457,062 S *	5/2002	Lloyd	D9/504
D488,675 S *	4/2004	Moore	D7/608
D490,316 S *	5/2004	Antal	D9/502
D511,097 S *	11/2005	Sherratt	D9/503
D536,966 S *	2/2007	Cecere	D9/436

D570,688 S *	6/2008	Haywood	D9/502
D580,765 S *	11/2008	Amann	D9/504
D584,623 S *	1/2009	Chupak	D9/500
D587,135 S *	2/2009	Durbin	D9/717
D630,951 S *	1/2011	Lim	D9/723
D633,392 S *	3/2011	Northrop et al.	D9/521
D640,135 S *	6/2011	Grace	D9/503
D641,631 S *	7/2011	Kawahara et al.	D9/503
D647,802 S *	11/2011	Bunce et al.	D9/504

* cited by examiner

Primary Examiner — Stella Reid

Assistant Examiner — Keli L Hill

(74) *Attorney, Agent, or Firm* — Pearl Cohen Zedek Latzer,
LLP

(57) **CLAIM**

The ornamental design for a squeezable bottle, as shown and described.

DESCRIPTION

FIG. 1 is a front elevational view of a squeezable bottle in a first configuration, the back, left side and right side views being identical thereto;

FIG. 2 is a front, side perspective view thereof;

FIG. 3 is front elevational view of the squeezable bottle in a second configuration, the back, left side and right side views being identical thereto;

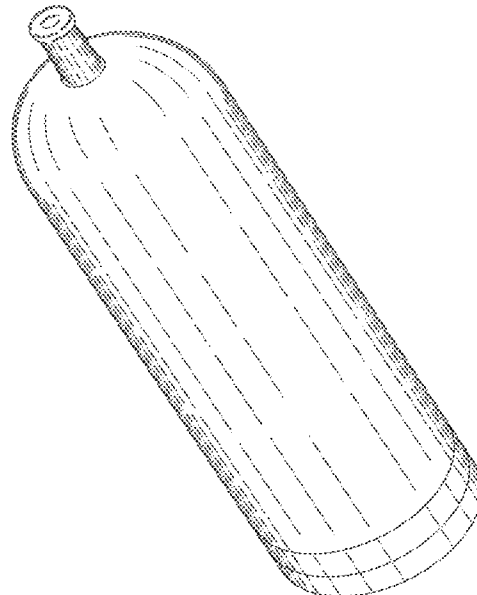
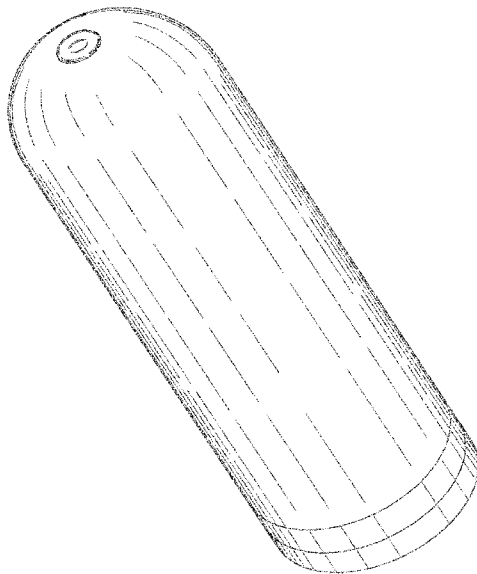
FIG. 4 is a front, side perspective view of the squeezable bottle in the second configuration shown in FIG. 3;

FIG. 5 is a top plan view of the squeezable bottle in both the first and second configurations shown in FIGS. 1 and 3, respectively; and,

FIG. 6 is a bottom plan view thereof.

The broken lines shown are included for the purpose of illustrating the unclaimed portions of the article and form no part of the claim.

1 Claim, 5 Drawing Sheets



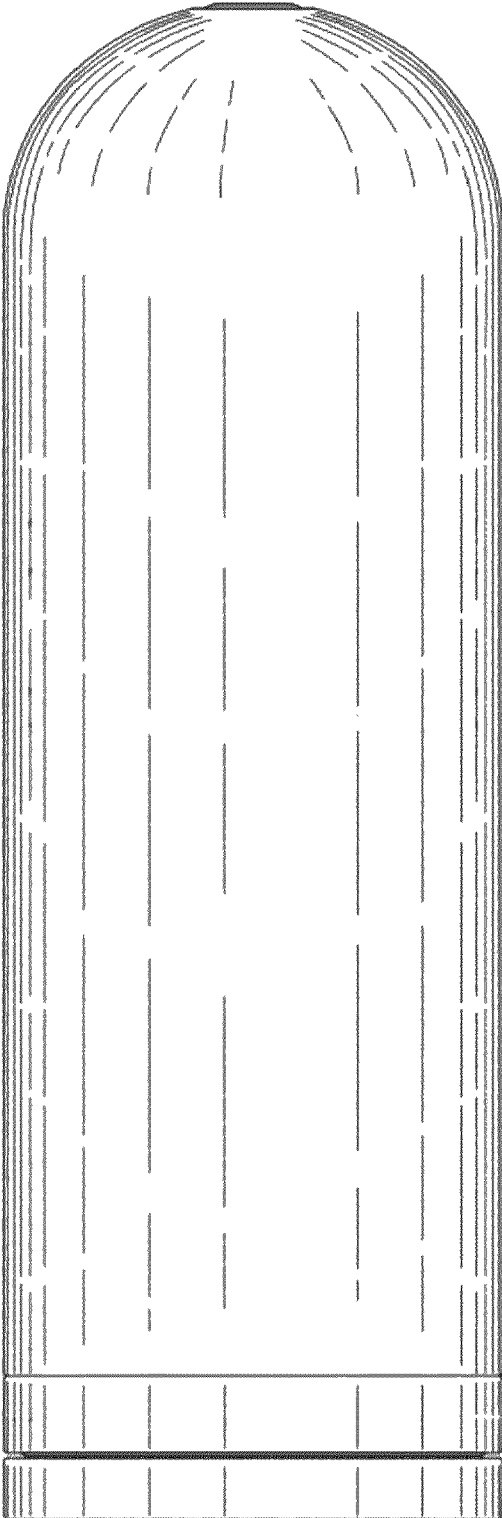


FIG. 1

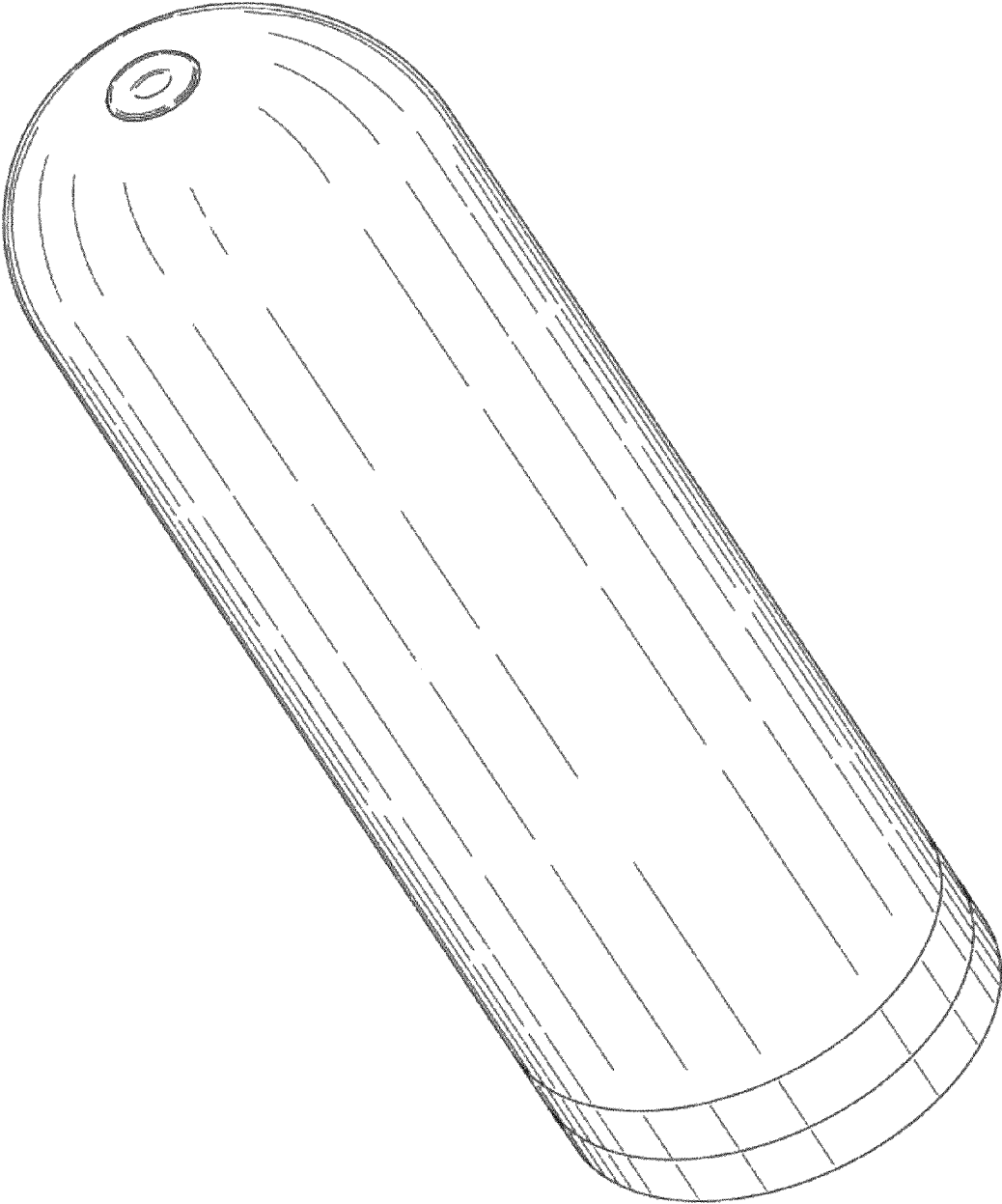


FIG. 2

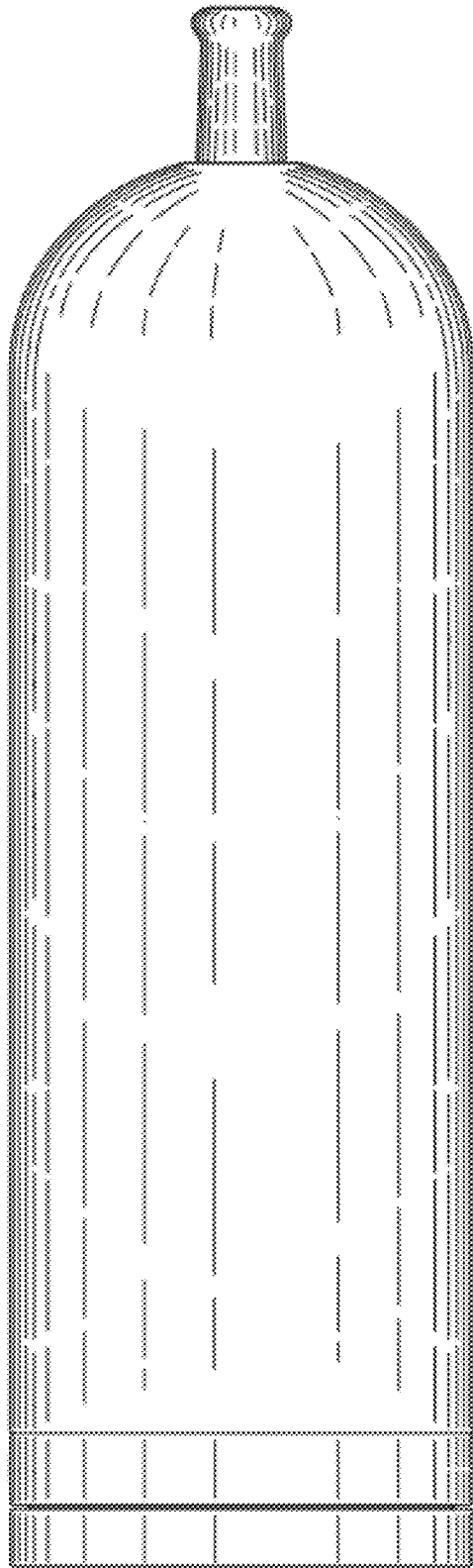


FIG. 3

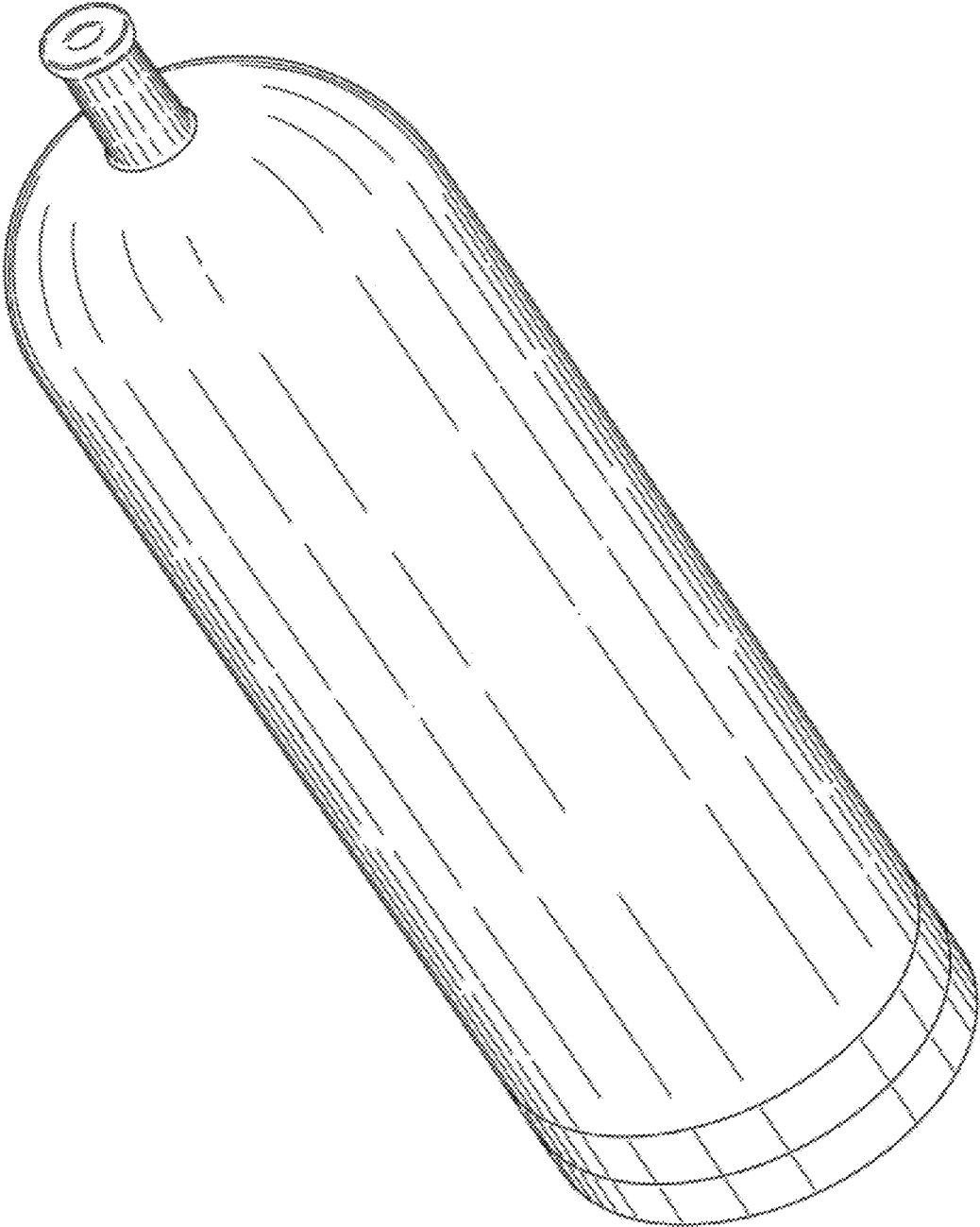


FIG. 4

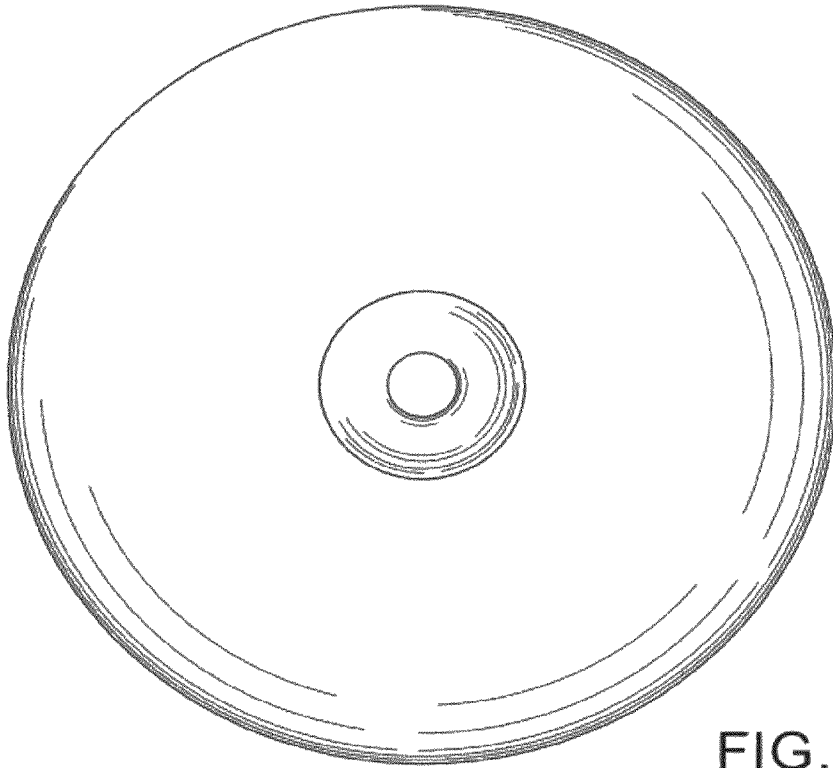


FIG. 5

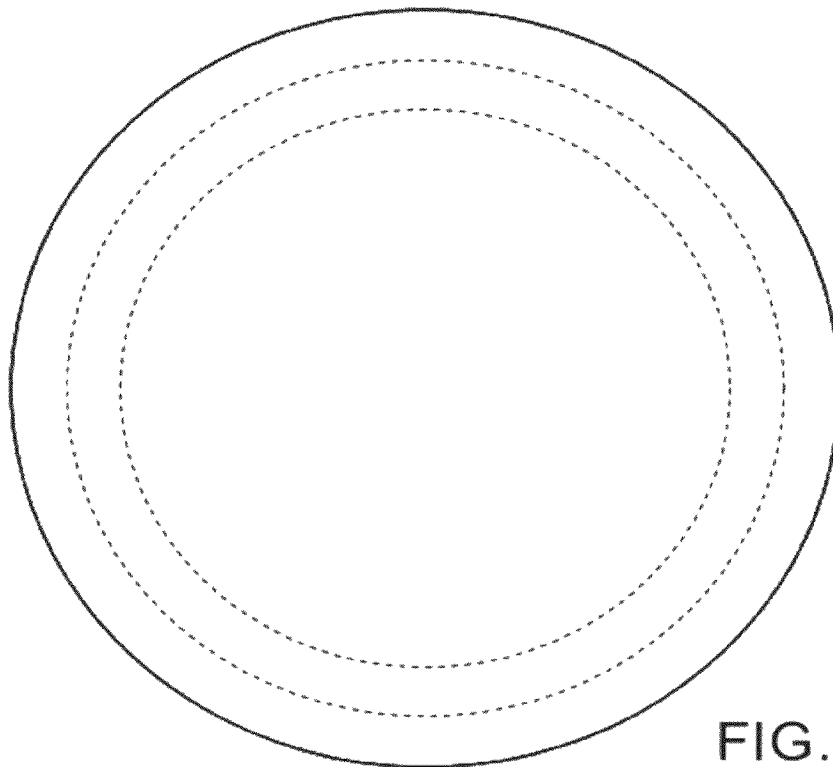


FIG. 6