



US00D669100S

(12) **United States Design Patent**
Ringer et al.

(10) **Patent No.:** **US D669,100 S**

(45) **Date of Patent:** **** Oct. 16, 2012**

(54) **RINSE TANK FOR AN AGRICULTURAL MACHINE**

(75) Inventors: **Chad Ringer**, Trafalgar, IN (US); **Justin Honegger**, Plainfield, IN (US)

(73) Assignee: **ET Works, LLC**, Mooresville, IN (US)

(**) Term: **14 Years**

(21) Appl. No.: **29/397,315**

(22) Filed: **Jul. 14, 2011**

(51) **LOC (9) Cl.** **15-03**

(52) **U.S. Cl.** **D15/28**

(58) **Field of Classification Search** D15/10,
D15/13-17, 28, 21, 27; D12/218; D23/200,
D23/202, 213; 239/683, 687, 72, 289, 722;
414/725, 912; 37/442, 403; 111/118; 137/544;
220/587, 565, 567.1; 210/532.2; 123/563;
222/185.1, 608

See application file for complete search history.

(56) **References Cited**

U.S. PATENT DOCUMENTS

3,263,865	A *	8/1966	Kachnik	222/159
3,393,835	A *	7/1968	Kantor et al.	222/105
3,797,743	A *	3/1974	Kommers et al.	239/148
3,976,302	A	8/1976	Hammarstrand		
4,011,914	A *	3/1977	Elmer	172/126
4,441,655	A	4/1984	Blumhardt		
4,512,589	A	4/1985	Ambrose et al.		
D307,591	S *	5/1990	Ridgeon	D15/13
D327,942	S *	7/1992	Whitfield	D23/202
D333,476	S *	2/1993	Gingrich	D15/13
5,284,349	A	2/1994	Bruns et al.		
D349,944	S *	8/1994	Harris	D23/202
D359,712	S *	6/1995	Ziaylek et al.	D12/13
D364,173	S *	11/1995	Woods	D15/13
5,501,405	A *	3/1996	Doornek	239/683
5,597,172	A	1/1997	Maiwald		
5,676,117	A *	10/1997	Williams	123/527
5,755,382	A *	5/1998	Skotinkov	239/161
5,816,350	A *	10/1998	Akira et al.	180/68.1
D408,421	S *	4/1999	Beal, Jr.	D15/17

5,918,808	A	7/1999	Weddle		
5,992,759	A *	11/1999	Patterson	239/167
D425,915	S *	5/2000	Truan et al.	D15/13
6,056,210	A	5/2000	Weddle		
D427,206	S *	6/2000	Johnson et al.	D15/28
6,129,056	A *	10/2000	Skeel et al.	123/41.49
D433,425	S *	11/2000	Surrige et al.	D15/17
D440,982	S *	4/2001	Knight et al.	D15/23
D445,477	S *	7/2001	Pomier	D23/207
6,285,938	B1 *	9/2001	Lang et al.	701/50
6,386,554	B1	5/2002	Weddle		
6,454,294	B1	9/2002	Bittner et al.		
6,546,919	B2 *	4/2003	Callas et al.	123/563
6,564,857	B1 *	5/2003	Zobel et al.	165/41
6,588,189	B2 *	7/2003	Horejsi et al.	56/28
6,634,418	B2 *	10/2003	Wooldridge	165/44
6,715,643	B1 *	4/2004	Kelly	222/82
D499,113	S *	11/2004	Murayama et al.	D15/7
6,817,404	B2 *	11/2004	Frana-Guthrie et al.	165/43
D500,055	S *	12/2004	Bieker	D15/28
6,880,656	B2 *	4/2005	Pfusterschmid et al.	180/68.4
D523,447	S *	6/2006	Dixon	D15/13

(Continued)

Primary Examiner — Mark Goodwin

(74) *Attorney, Agent, or Firm* — Maginot, Moore & Beck

(57) **CLAIM**

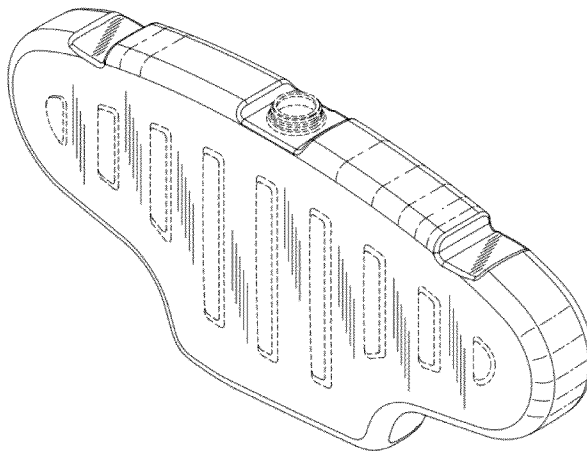
The ornamental design for a rinse tank for an agricultural machine, as shown and described.

DESCRIPTION

FIG. 1 is a perspective view of a rinse tank for an agricultural machine showing our new design;
FIG. 2 is a rear elevational view thereof.
FIG. 3 is a front elevational view thereof;
FIG. 4 is a right side elevational view thereof;
FIG. 5 is a left side elevational view thereof;
FIG. 6 is a top plan view thereof; and,
FIG. 7 is a bottom plan view thereof.

The broken line showing of portions of the rinse tank is included for illustrative purposes only and forms no part of the claimed design.

1 Claim, 6 Drawing Sheets



US D669,100 S

Page 2

U.S. PATENT DOCUMENTS			
D527,789	S *	9/2006	Thompson et al. D23/202
D543,995	S *	6/2007	Tanaka et al. D15/5
7,237,636	B2	7/2007	Ruppert et al.
7,438,305	B2	10/2008	Schulz
D590,043	S *	4/2009	Campbell D23/202
7,563,199	B2	7/2009	Ringer
D604,686	S *	11/2009	Yan et al. D12/218
D612,448	S *	3/2010	Richardson D23/202
D624,864	S *	10/2010	Makino D12/218
D625,388	S *	10/2010	Cook D23/202
7,837,207	B2	11/2010	Kremin et al.
7,896,062	B2	3/2011	Adamson et al.
D647,168	S *	10/2011	Lerner et al. D23/202
D647,169	S *	10/2011	Leonard et al. D23/202
D647,170	S *	10/2011	Hayslip et al. D23/202
D655,372	S *	3/2012	Kimball et al. D23/202
D656,520	S *	3/2012	Ortlund et al. D15/17
2002/0030119	A1 *	3/2002	Proharam 239/168
2009/0167057	A1	7/2009	Walter et al.
2010/0326755	A1	12/2010	Husson et al.
2011/0147497	A1 *	6/2011	Hiddema 239/722
2012/0032005	A1 *	2/2012	McMahon et al. 239/722

* cited by examiner

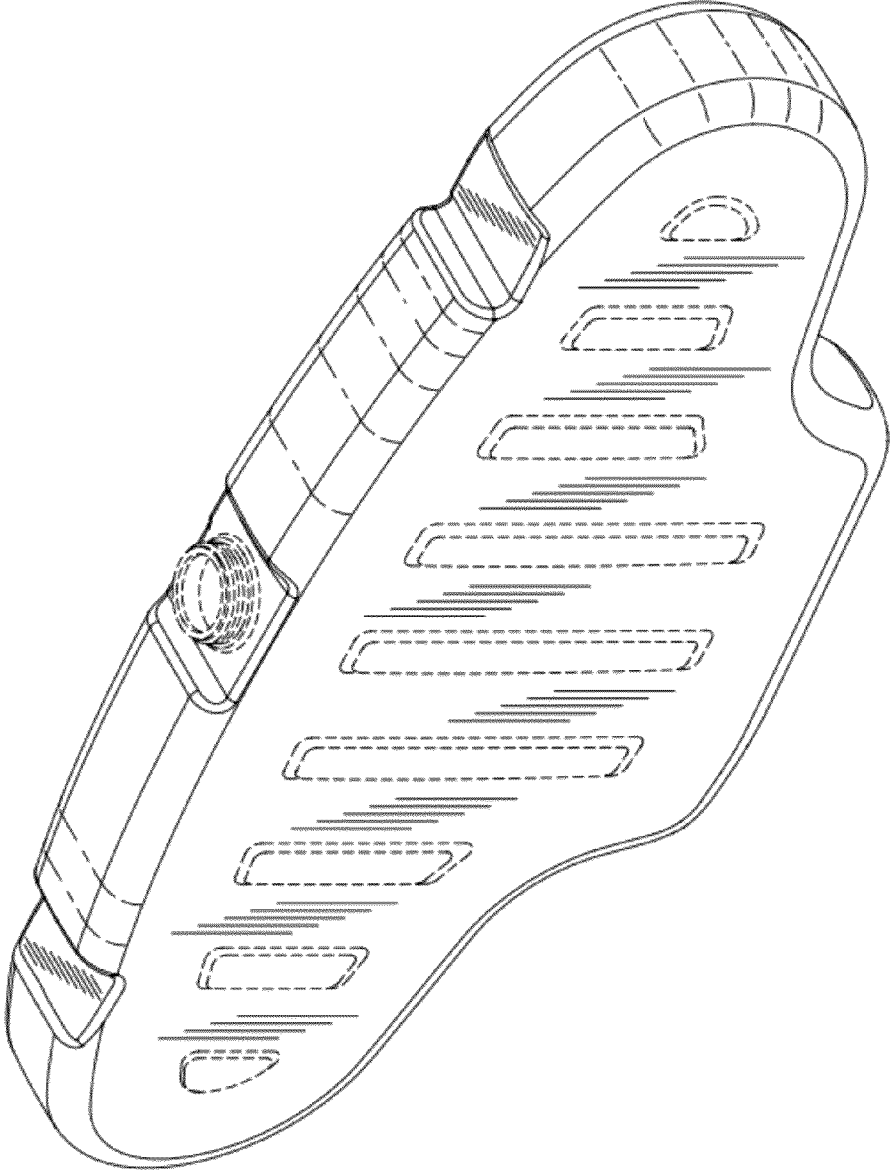


Fig. 1

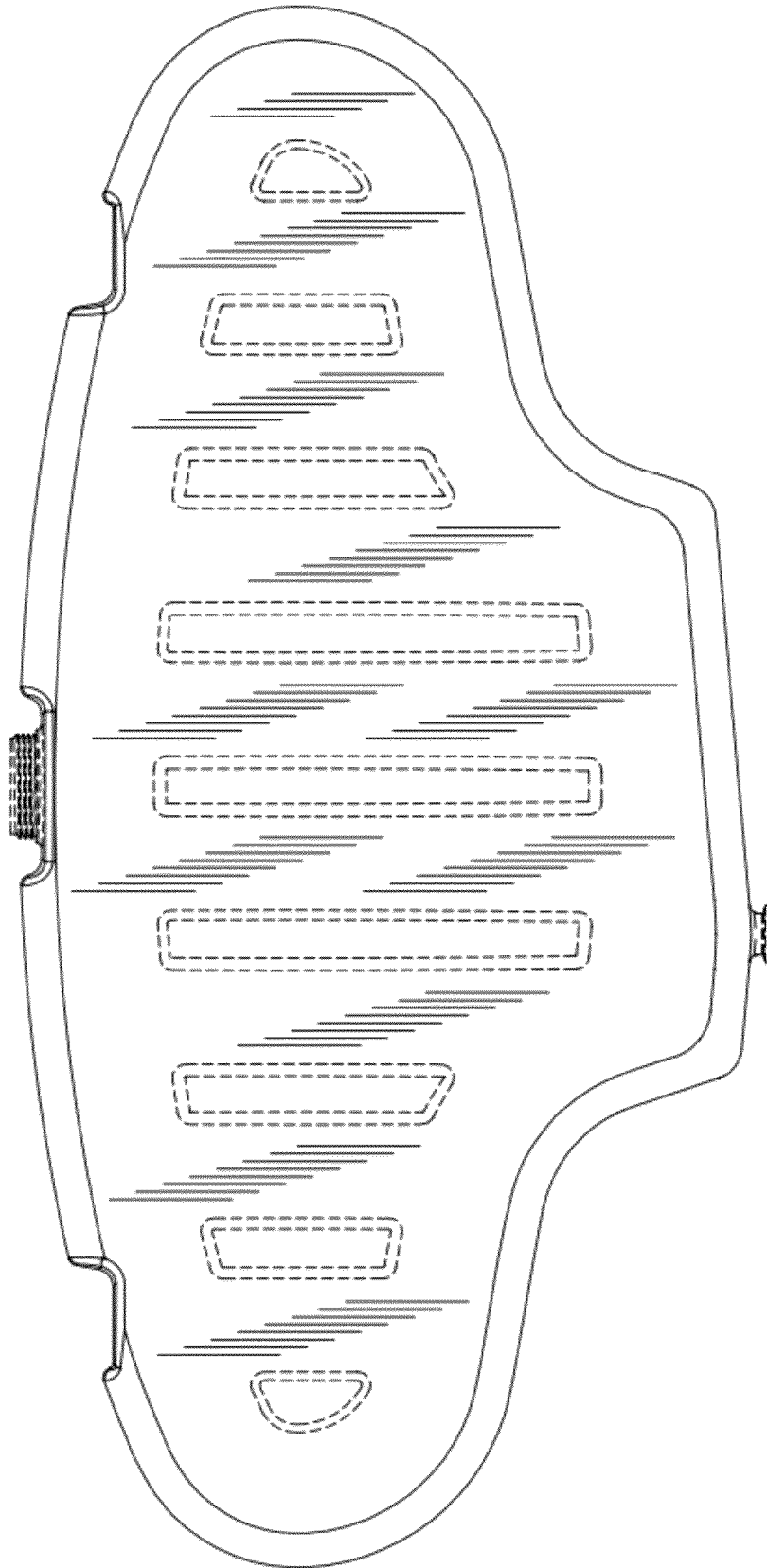


Fig. 2

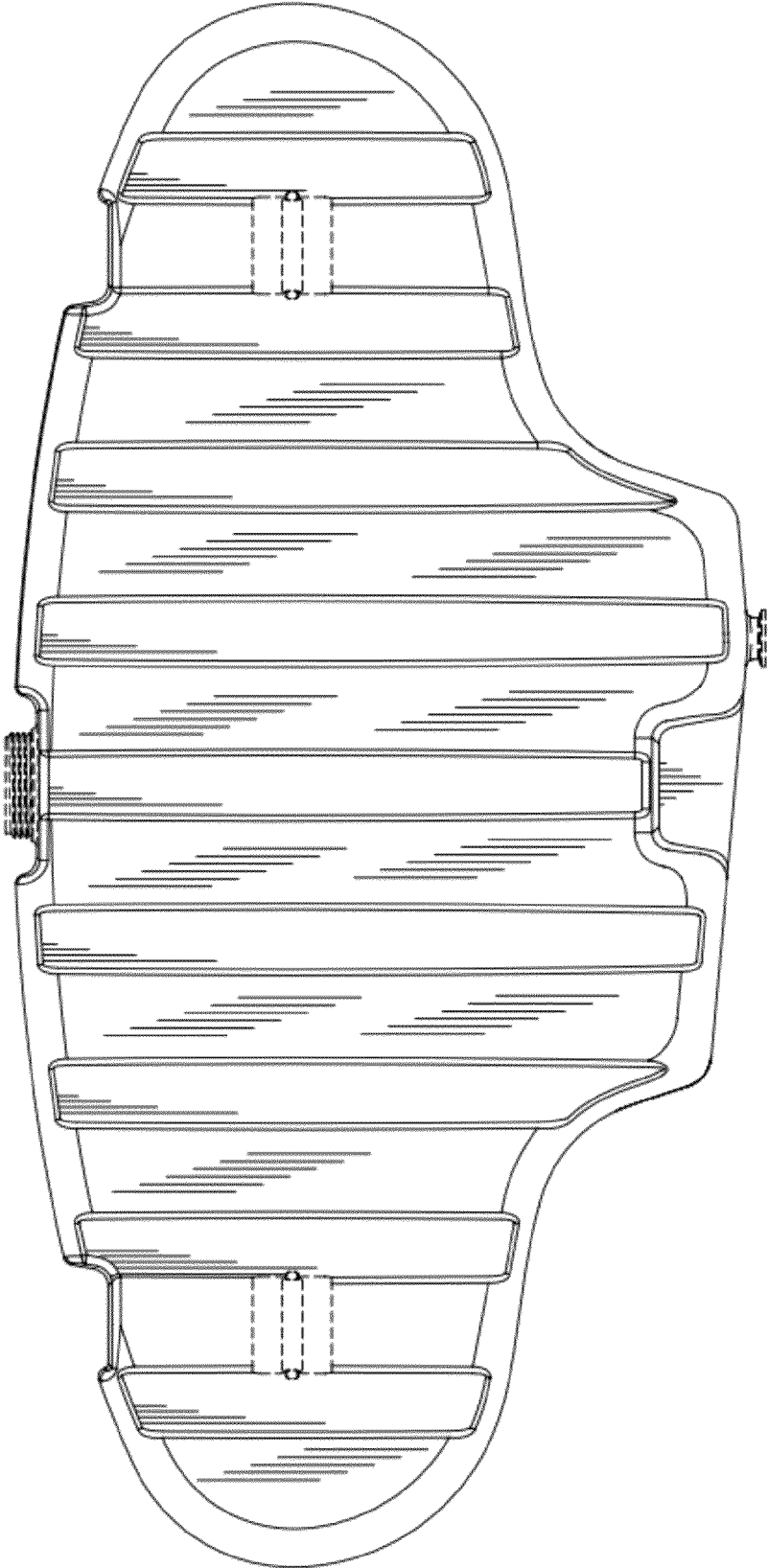


Fig. 3




Fig. 4




Fig. 5

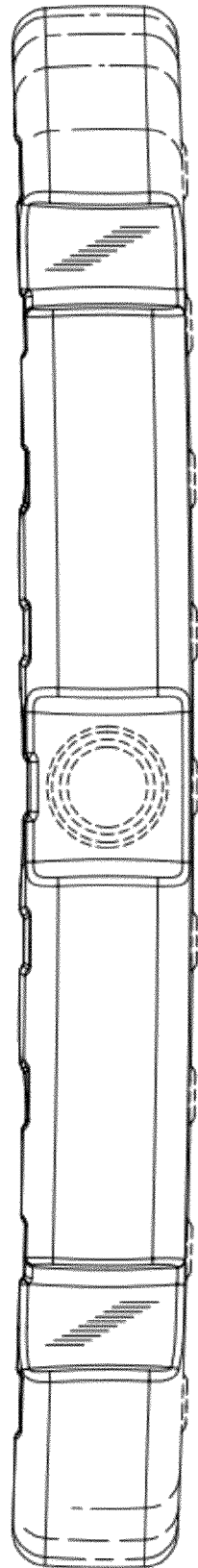


Fig. 6

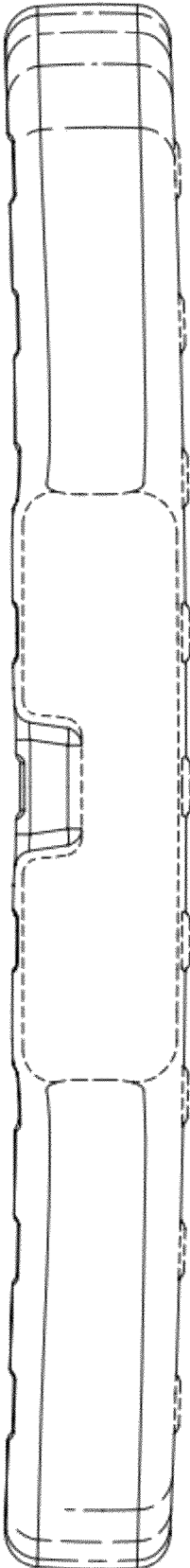


Fig. 7