

(19) World Intellectual Property Organization  
International Bureau



(43) International Publication Date  
22 May 2009 (22.05.2009)

PCT

(10) International Publication Number  
**WO 2009/062939 A1**

(51) International Patent Classification:  
A61K 31/366 (2006.01)

(21) International Application Number:  
PCT/EP2008/065335

(22) International Filing Date:  
12 November 2008 (12.11.2008)

(25) Filing Language: English

(26) Publication Language: English

(30) Priority Data:  
07120767.4 15 November 2007 (15.11.2007) EP

(71) Applicant (for all designated States except US): **NOVARTIS AG** [CH/CH]; Lichtstrasse 35, CH-4056 Basel (CH).

(72) Inventors; and

(75) Inventors/Applicants (for US only): **WIELAND-BERGHAUSEN, Susanne, Christine** [DE/DE]; Eckenbachweg 17, 79541 Lörrach (DE). **OPPEL, Katrin** [DE/CH]; Unterer Batterieweg 46, CH-4053 Basel (CH). **HAAS, Stefan** [DE/CH]; Kapfbächli 3, CH-4322 Mumpf (CH).

(74) Agent: **LIPHARDT, Bernd**; Novartis Animal Health, Inc, Patent and Trademark Group Werk Rosental, CH-4002 Basel (CH).

(81) Designated States (unless otherwise indicated, for every kind of national protection available): AE, AG, AL, AM, AO, AT, AU, AZ, BA, BB, BG, BH, BR, BW, BY, BZ, CA, CH, CN, CO, CR, CU, CZ, DE, DK, DM, DO, DZ, EC, EE, EG, ES, FI, GB, GD, GE, GH, GM, GT, HN, HR, HU, ID, IL, IN, IS, JP, KE, KG, KM, KN, KP, KR, KZ, LA, LC, LK, LR, LS, LT, LU, LY, MA, MD, ME, MG, MK, MN, MW, MX, MY, MZ, NA, NG, NI, NO, NZ, OM, PG, PH, PL, PT, RO, RS, RU, SC, SD, SE, SG, SK, SL, SM, ST, SV, SY, TJ, TM, TN, TR, TT, TZ, UA, UG, US, UZ, VC, VN, ZA, ZM, ZW.

(84) Designated States (unless otherwise indicated, for every kind of regional protection available): ARIPO (BW, GH, GM, KE, LS, MW, MZ, NA, SD, SL, SZ, TZ, UG, ZM, ZW), Eurasian (AM, AZ, BY, KG, KZ, MD, RU, TJ, TM), European (AT, BE, BG, CH, CY, CZ, DE, DK, EE, ES, FI, FR, GB, GR, HR, HU, IE, IS, IT, LT, LU, LV, MC, MT, NL, NO, PL, PT, RO, SE, SI, SK, TR), OAPI (BF, BJ, CF, CG, CI, CM, GA, GN, GQ, GW, ML, MR, NE, SN, TD, TG).

**Declaration under Rule 4.17:**

— as to applicant's entitlement to apply for and be granted a patent (Rule 4.17(ii))

**Published:**

— with international search report  
— before the expiration of the time limit for amending the claims and to be republished in the event of receipt of amendments



**WO 2009/062939 A1**

(54) Title: ANTHELMINTIC PASTE COMPRISING PRAZIQUANTEL, A MACROLIDE LACTONE, CYCLODEXTRIN AND A THICKENER

(57) Abstract: The present invention is concerned with an anthelmintic paste in form of an aqueous suspension, comprising a veterinarily effective amount each of praziquantel and a macrocyclic lactone selected from avermectins, milbemycins and derivatives thereof; a cyclodextrin; a thickener; and water. The suspension formulations of the present invention are useful for controlling endoparasites in warm-blooded animals such as companion animals.

- 1 -

ANTHELMINTIC PASTE COMPRISING PRAZIQUANTEL,  
A MACROLIDE LACTONE, CYCLODEXTRIN AND A THICKENER

The present invention relates to novel oral compositions for the control and treatment of endoparasitic infestations in warm-blooded animals, in particular in companion animals such as cats and dogs.

Praziquantel, macrocyclic lactones or combinations thereof are frequently used in the control and treatment of helminthes in warm-blooded animals. The active ingredients may be applied, for example, by drench or injection or preferably orally, for example in powder or tablet form. However, the handling of powders or granules is in general cumbersome and tablets often cause problems because animals such as dogs or especially cats don't tend to take them up voluntarily.

US patent No. 5,824,653 discloses a parasitocidal paste for oral application to horses comprising praziquantel and abamectin. The paste is an oil/water emulsion with the abamectin being dissolved during the manufacturing process. While this paste may be acceptable in the treatment of horses, it is unsuitable for the application to smaller animals, for example, because of an insufficient dosing ability, paste stability and palatability.

For example, a suitable palatability is crucial for an oral drug application to a cat or dog. While, in humans, medicaments may be administered relatively easily because the discipline and the desire to recover in human patients can be relied upon, dogs and especially cats refuse to take them orally, as soon as a pharmaceutical active ingredient has a taste which is unpleasant to the animal, whether because it is bitter or has some other unpleasant taste or is simply alien to the animal. Praziquantel is very problematic in this respect because of its bad smell and bitter taste.

Moreover, a veterinary composition for dogs and cats should be useable also by the pet owner at home. This requires on the one hand a sufficient paste stability and, in addition, the ability of the composition to be dosed accurately in small portions. The known oil in water emulsions always face the issue of phase separation and are thus inconvenient for home use because of their low stability. In addition, praziquantel and also macrocyclic

- 2 -

lactones such as abamectin have a comparably low dosage safety margin which underlines the importance of an accurate dosing.

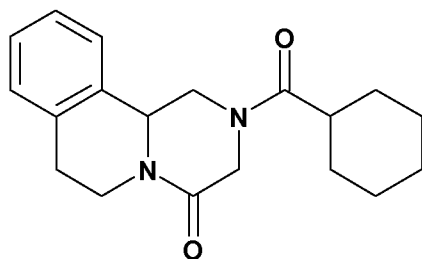
US patent No. 7,144,878 therefore proposes to replace praziquantel by pyrantel or morantel in a similar oral composition, although praziquantel clearly is the preferred active ingredient with respect to the anthelmintic activity spectrum.

The problem to be solved within the present invention therefore was to find new improved anthelmintically active paste formulations for use in companion animals like cats and dogs which overcome the above-mentioned drawbacks. The problem is solved by providing a water-based suspension of the active ingredients in form of a paste comprising a cyclodextrin. Said novel pastes in general have a low content of or are even devoid of organic solvents.

The present invention therefore in one embodiment relates to an anthelmintic paste in form of an aqueous suspension, comprising

- a veterinarily effective amount of praziquantel;
- a veterinarily effective amount of a macrocyclic lactone selected from avermectins, milbemycins and derivatives thereof;
- a cyclodextrin;
- a thickener; and
- water.

The first active ingredient of the aqueous suspensions of the invention is praziquantel, 2-(cyclohexylcarbonyl)-1,2,3,6,7,11b-hexahydro-4H-pyrazino[2,1-a]isoquinoline-4-one, which has the following structure:



(1)

The compound may be employed in form of the racemate or in form of one of its isomers, the (s)-isomer or the levo-(r)-isomer.

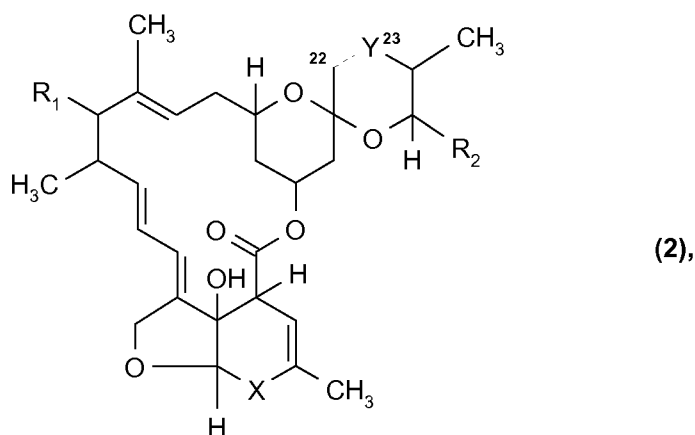
- 3 -

It is beneficial to employ an anthelmintic formulation of the present invention wherein praziquantel is present in an amount of from 0.5 to 20% by weight, preferably, from 0.5 to 15% by weight, more preferably from 1.0 to 10.0% by weight, and in particular from 2.0 to 7.5% by weight, based on the entire formulation.

The aqueous suspensions of the present invention comprise a veterinarily effective amount of a second active ingredient which is a macrocyclic lactone selected from avermectins, milbemycins and derivatives thereof.

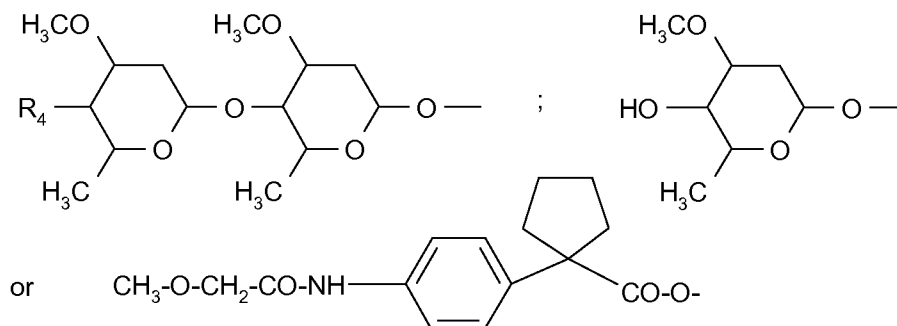
Non-limiting examples of macrocyclic lactone compounds are Ivermectin, Doramectin, Moxidectin, Selamectin, Emamectin, Eprinomectin, Milbemectin, Abamectin, Milbemycin oxime, Nemadectin, and derivatives thereof, in free form or in the form of a physiologically acceptable salt.

In the context of the invention, a preferred group of macrocyclic lactones is represented by compounds of formula



wherein X is  $-C(H)(OH)-$ ;  $-C(O)-$ ; or  $-C(=N-OH)-$ ; Y is  $-C(H_2)-$ ;  $=C(H)-$ ;  $-C(H)(OH)-$ ; or  $-C(=N-OCH_3)-$ ;  $R_1$  is hydrogen or one of radicals

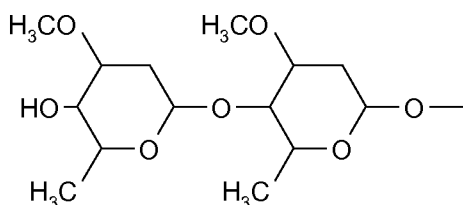
- 4 -



$R_4$  is hydroxyl,  $-\text{NH-CH}_3$  or  $-\text{NH-OCH}_3$ ; and  $R_2$  is hydrogen,  $-\text{CH}_3$ ,  $-\text{C}_2\text{H}_5$ ,  $-\text{CH}(\text{CH}_3)_2$ ,  $-\text{CH}(\text{CH}_3)\text{-C}_2\text{H}_5$ ,  $-\text{C}(\text{CH}_3)=\text{CH-CH}(\text{CH}_3)_2$  or cyclohexyl; and if the bond between atoms 22 and 23 represents a double bond the carbon atom in 23-position is unsubstituted so that Y is  $=\text{C}(\text{H})-$ , or if the bond between atoms 22 and 23 is a single bond the carbon atom in 23-position is unsubstituted or substituted by hydroxy or by the group  $=\text{N-O-CH}_3$  so that Y is  $-\text{C}(\text{H}_2)-$ ;  $-\text{C}(\text{H})(\text{OH})-$ ; or  $-\text{C}(\text{H})=\text{N-O-CH}_3-$ ; in free form or in the form of a physiologically acceptable salt.

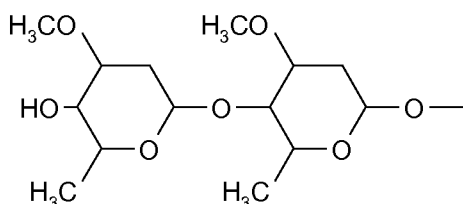
Typical and especially preferred representatives of compounds of formula (2) are:

1) Ivermectin is 22,23-Dihydroabamectin; 22,23-dihydroavermectin B 1; or 22,23-dihydro C-076B 1, wherein X is  $-\text{C}(\text{H})(\text{OH})-$ ; Y is  $-\text{C}(\text{H}_2)-$ ;  $R_1$  is the radical



$R_2$  is either  $-\text{CH}(\text{CH}_3)\text{-CH}_3$  or  $-\text{CH}(\text{CH}_3)\text{-C}_2\text{H}_5$  and the bond between atoms 22 and 23 represents a single bond. Ivermectin is known from US-4,199,569.

2) Doramectin is 25-Cyclohexyl-5-O- demethyl-25-de(1-methylpropyl)avermectin A 1a, wherein X is  $-\text{C}(\text{H})(\text{OH})-$ ; Y is  $=\text{C}(\text{H})-$ ;  $R_1$  is the radical

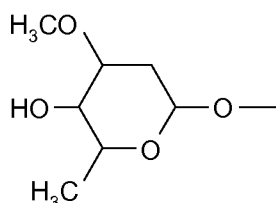


- 5 -

$R_2$  is cyclohexyl and the bond between atoms 22 and 23 represents a double bond. Doramectin is known from US-5,089,480.

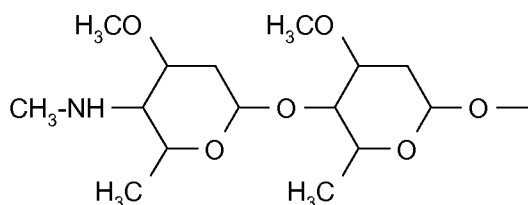
3) Moxidectin, is [6 R ,23 E, 25 S ( E )]-5- O- Demethyl-28-deoxy-25-(1,3-dimethyl-1-butenyl)-6,28-epoxy-23-(methoxy imino)milbemycin B, wherein X is  $-C(H)(OH)-$  ; Y is  $-C(=N-OCH_3)-$ ;  $R_1$  is hydrogen;  $R_2$  is  $-C(CH_3)=CH-CH(CH_3)_2$ ; and the bond between atoms 22 and 23 represents a single bond. Moxidectin, is known from EP-0,237,339 and US-4,916,154.

4) Selamectin is 25-cyclohexyl-25-de(1-methylpropyl)-5-deoxy-22,23-dihydro-5-(hydroxyimino)avermectin B1 monosaccharide and thus a compound of formula (2 ), wherein X is  $-C(=N-OH)-$ ; Y is  $-C(H)_2-$ ;  $R_1$  is the radical



$R_2$  is cyclohexyl; and the bond between atoms 22 and 23 represents a single bond. Selamectin is known e.g. from: ECTOPARASITE ACTIVITY OF SELAMECTIN; A novel endectocide for dogs and cats. A Pfizer Symposium, held in conjunction with The 17th international Conference of the World Association for the Advancement of Veterinary Parasitology, 19 August 1999. Copenhagen, Denmark.

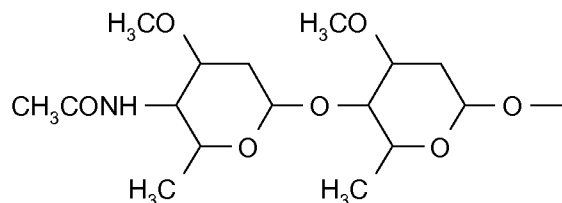
5) Emamectin is (4primeprime R )-5- O -demethyl-4primeprimedeoxy-4primeprime-(methlamino) avermectin A 1a and (4primeprime R )-5- O -demethyl-25-de(1-methylpropyl)-4primeprime-deoxy-4primeprime-(methylamino)-25-(1-methylethyl)avermectin A 1a (9:1), wherein X is  $-C(H)(OH)-$  ; Y is  $=C(H)-$  ;  $R_1$  is



$R_2$  is  $-CH(CH_3)-CH_3$ , or  $-CH(CH_3)-C_2H_5$ , and the bond between atoms 22 and 23 represents a double bond. Emamectin is known from US-4,874,749.

- 6 -

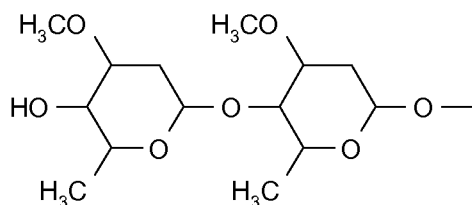
6) Eprinomectin is (4primeprime R )-4primeprime- epi- (acetylamino)-4primeprime-deoxyavermectin B 1, wherein X is  $-C(H)(OH)-$ ; Y is  $=C(H)-$ ;  $R_1$  is the radical



$R_2$  is  $-CH(CH_3)-CH_3$ , or  $-CH(CH_3)-C_2H_5$ , and the bond between atoms 22 and 23 represents a double bond. Eprinomectin is known from US-4,427,663.

7) Milbemectin is (6R,25R)-5-O-demethyl-28-deoxy-6,28-epoxy-25-methylmilbemycin, wherein X is  $-C(H)(OH)-$ ; Y is  $-C(H_2)-$ ;  $R_1$  is hydrogen;  $R_2$  is  $-CH_3$ , or  $-C_2H_5$ ; and the bond between atoms 22 and 23 represents a single bond. Milbemectin is known from US-3,950,360.

8) Abamectin is Avermectin B 1 which is also named 5- O- demethylavermectin A 1a and 5- O- demethyl-25-de(1-methylpropyl)-25-(1-methylethyl)avermectin A 1a (4:1), wherein X is  $-C(H)(OH)-$ ; Y is  $=C(H)-$ ;  $R_1$  is the radical

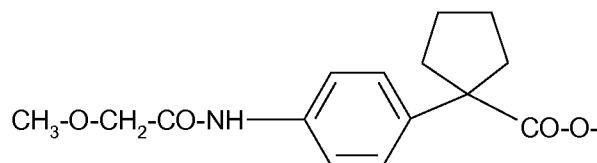


$R_2$  is  $-CH(CH_3)-CH_3$ , or  $-CH(CH_3)-C_2H_5$ ; and the bond between atoms 22 and 23 represents a double bond. Abamectin is known from US-4,310,519.

9) Milbemycin oxime is a compound of formula (2), wherein X is  $-C(=N-OH)-$ ; Y is  $-C(H_2)-$ ;  $R_1$  is hydrogen;  $R_2$  is  $-C_2H_5$  or  $-CH_3$ , and the bond between atoms 22 and 23 represents a single bond. Milbemycin oxime is known from US-4,547,520.

10) The compound of the formula (2) wherein X is  $-C(H)(OH)-$ ; Y is  $-C(H_2)-$ ;  $R_1$  is the radical

- 7 -



$R_2$  is  $-\text{CH}_3$  or  $\text{C}_2\text{H}_5$ , and the bond between atoms 22 and 23 represents a single bond. This compound is known from WO 01/83500.

11) Nemadectin is antibiotic S-541A; also named [6 R, 23 S, 25 S,(E) ]-5- O- Demethyl-28-deoxy-25-(1,3-dimethyl-1-butenyl)-6,28-epoxy-23-hydroxymilbemycin B; wherein X is  $=\text{CH-OH}$ ; Y is  $-\text{C}(\text{H}_2)-$ ;  $R_1$  is hydrogen;  $R_2$  is  $-\text{C}(\text{CH}_3)=\text{CH-CH}(\text{CH}_3)_2$ , and the bond between atoms 22 and 23 represents a single bond. Nemadectin is known from US-4,869,901.

The avermectins, milbemycins and milbemycin oximes of the formula (2) above are often employed as a mixture of two compounds, which are identical with the exception of the radical  $R_2$ . For example, Ivermectin is a mixture of two compounds as described above, the major one having a radical  $R_2$  which is sec.-butyl, the other one having a radical  $R_2$  which is isopropyl. The ratio between the sec.-butyl compound and the isopropyl compound is, for example, about 80:20. Likewise, Milbemycine oxime is a mixture of two above described compounds, the major one having a radical  $R_2$  which is ethyl, the other one having a radical  $R_2$  which is methyl. The ratio between the ethyl compound and the methyl compound is, for example, about 80:20. Most preferred macrocyclic lactones within the formulations of the present invention are ivermectin or, in particular, milbemycin oxime.

The macrocyclic lactone is present in the anthelmintic formulations of the invention in an amount of, for example, from 0.1 to 10% by weight, preferably, from 0.1 to 8% by weight, more preferably from 0.5 to 5.0% by weight, and in particular from 1.0 to 2.5% by weight, based on the entire formulation.

Cyclodextrins for use according to the present invention include, for example, unsubstituted or substituted cyclodextrins having from 6 to 12 glucose units, for example  $\alpha$ -,  $\beta$ - and  $\gamma$ -cyclodextrins and derivatives thereof. Suitable cyclodextrin derivatives are, for example,  $\text{C}_1$ - $\text{C}_6$ -alkyl and hydroxyl- $\text{C}_1$ - $\text{C}_6$ -alkyl derivatives, for example hydroxypropyl-  $\beta$ -cyclodextrin or hydroxyethyl- $\beta$ -cyclodextrin. In a preferred embodiment the cyclodextrin is a  $\beta$ -cyclodextrin

or a derivative thereof, in particular naturally occurring  $\beta$ -cyclodextrin. The cyclodextrins may be amorphous or crystalline.

The concentration of the cyclodextrin in the formulations of the invention may vary within wide limits dependant, for example, on the concentration of the active ingredients. In general, the cyclodextrin is present in the inventive formulations in an amount of, for example, from 0.5 to 40% by weight, preferably from 1.0 to 20% by weight, more preferably from 1.5 to 10% by weight, and in particular from 2.0 to 7.5% by weight, based on the entire formulation.

Suitable thickeners useful in the formulations of the present invention include in principle all thickeners being acceptable for oral application in animals. Examples of suitable thickeners are carrageen, xanthan gum, polyvinylpyrrolidones, carbomers (B.F. Goodrich), cornstarch, oat meal flour, microcrystalline cellulose (Avicel), hydroxyethyl cellulose, edible clay, silicon dioxide or combinations thereof. Preferred thickeners are xanthan gum, microcrystalline cellulose, polyvinylpyrrolidone, or a mixture of two or three thereof. Particular preferred thickeners are xanthan gum or a mixture of xanthan gum and a polyvinylpyrrolidone or a mixture of xanthan gum, a polyvinylpyrrolidone and a microcrystalline cellulose.

The thickener is present in the formulations of the present invention, for example, in an amount of from 0.1 to 10% by weight, preferably from 0.5 to 7.5% by weight, and in particular from 1 to 5% by weight, based on the entire formulation.

The anthelmintic aqueous suspensions of the present invention, in addition, may contain further veterinary acceptable ingredients, for example, humectants, preservatives, pH-adjusting agents, colors, flavors, binders, fillers or dispersing agents. Said veterinarily acceptable ingredients are known to those skilled in the art of veterinary formulation technology. A preferred humectant is glycerol. Suitable flavors within the composition of the invention are, for example, artificial beef flavor or food extracts such as desiccated liver, malt extract or fish meal. Useful preservatives are, for example benzyl alcohol, benzoic acid or benzoates such as sodium benzoate or mixtures thereof. Suitable pH-adjusting agents are, for example bases or, in particular, acids. An example of an orally acceptable color is titanium dioxide or iron oxide red.

The anthelmintic formulations of the present invention are water-based suspensions which are devoid of any organic solvent dissolving the praziquantel and/or the macrocyclic lactone. In particular, the formulations of the present invention are devoid of (i) lubricants such as oils, for example vegetable oils, mineral oils, or Miglyol® brands, for example propylene glycol dicaprylate/dicaprate (Miglyol® 840); (ii) solvents such as polyglycols, for example a polyethylene or polypropylene glycol, glycol ethers, for example ethylene glycol monomethyl- or monoethyl ether or diethylene glycol monomethyl- or monoethylether; or glycerol formal; and (iii) surfactants such as lauryl sulfate or polysorbate 80. The water contents of the paste formulations of the present invention is, for example  $\geq 30\%$  by weight, preferably  $\geq 50\%$  by weight and in particular  $\geq 60\%$  by weight, in each case based on the weight of the entire formulation.

Preferred embodiments of the anthelmintic suspension formulation according to the present invention are as follows:

(1) An aqueous suspension formulation in form of a paste comprising  
0.5 to 20% by weight of praziquantel;  
0.1 to 8% by weight of a macrocyclic lactone, wherein the above-given meanings and preferences apply;  
0.5 to 40% by weight of a cyclodextrin;  
0.1 to 10% by weight of a thickener; and  
ad 100% by weight water;

(2) an aqueous suspension formulation in form of a paste comprising  
1.0 to 10% by weight of praziquantel;  
0.5 to 5% by weight of a macrocyclic lactone, wherein the above-given meanings and preferences apply;  
1.0 to 20% by weight of a cyclodextrin;  
0.5 to 7.5% by weight of a thickener; and  
ad 100% by weight water;

(3) an aqueous suspension formulation in form of a paste comprising  
2.0 to 7.5% by weight of praziquantel;  
1.0 to 2.5% by weight of a macrocyclic lactone, wherein the above-given meanings and

- 10 -

preferences apply;

2.0 to 7.5% by weight of a cyclodextrin;  
1.0 to 5.0% by weight of a thickener; and  
ad 100% by weight water;

(4) each of the aqueous suspension formulations (1), (2) or (3) above, wherein the macrocyclic lactone is milbemyacin oxime;

(5) each of the aqueous suspension formulations (1), (2), (3) or (4) above, wherein the cyclodextrin is  $\beta$ -cyclodextrin or a derivative thereof;

(6) each of the aqueous suspension formulations (1) to (5) above, wherein the water contents is  $\geq 50\%$  by weight, or preferably  $\geq 60\%$  by weight, based on the entire formulation;

(7) each of the aqueous suspension formulations (1) to (6) above, which comprises one or more additional components selected from the group consisting of humectants, preservatives, pH-adjusting agents, colors and flavors;

(8) (1) An aqueous suspension formulation in form of a paste consisting of  
1.0 to 10% by weight of praziquantel;  
0.5 to 5% by weight of milbemyacin oxime;  
1.0 to 20% by weight of a cyclodextrin;  
0.5 to 7.5% by weight of thickeners;  
1.0 to 10% by weight of humectants;  
0.5 to 5% by weight of preservatives;  
2.5 to 20% by weight of flavors;  
0 to 5.0% by weight colors; and  
ad 100% by weight water and acid.

The suspension formulations of the present invention may be prepared by methods known per se in the art of suspension technology. As a general principle, water is provided, and the components are added and dispersed therein consecutively, preferably in a one pot process. The order of components to be added to the water is in principle not critical.

However, it has turned out that it is advantageous to first add the cyclodextrin to the water and disperse and/or partly dissolve it in the water while stirring.

A suitable process for the manufacture of the suspension formulation of the present invention therefore comprises

- (i) providing the water and optionally further ingredients which are soluble in water, such as pH-adjusting agents, preservatives or humectants,
- (ii) adding the cyclodextrin and disperse and/or partly dissolve it in the water,
- (iii) adding the praziquantel and disperse it in the water/cyclodextrin mixture,
- (iv) dispersing the macrocyclic lactone, optional further ingredients and a thickener consecutively, and
- (v) stirring the dispersion unless a homogeneous paste is formed.

In case that further ingredients being present in the water in step (i), it may be advisable to heat up the water to a temperature of, for example, from above room temperature to about 80°C and/or to decrease the pH value of the water to a value of, for example from 1.5 to 6, preferably from 2 to 5, by the addition on an acid, for example, in order to accelerate solubilization of said ingredients in the water. The cyclodextrin and afterwards the praziquantel are added and the stirring is continued for some time after each addition, for example for from 15 minutes to 1 hour, before the rest of the paste ingredients are added. The weight ratio of praziquantel to cyclodextrin is advantageously chosen to be from about 1:1 to 1:6, preferably from about 1:1 to 1:5 and in particular from about 1:1 to 1:2. As mentioned before, the order of addition of the further components is not critical. For example, the macrocyclic lactone is added, followed by optionally additional components like color, flavor and the like and thickeners to finally adjust the viscosity and specific gravity of the pastes to a desired value.

A suitable specific gravity of the pastes of the present invention is, for example, from about 1.05 to 1.15, preferably from about 1.07 to 1.12, and in particular from 1.08 to 1.10. The pH-value of the final suspension paste is preferably between 3 and 7, preferably 4 to 5.5, and may be adjusted by the addition of suitable bases or acids. Advantageously, the viscosity of the paste formulation is adjusted so that sedimentation is prevented on the one hand and easy applicability and exact dosing are maintained on the other hand.

The paste compositions of the present invention are preferably thixotropic, which means that the viscosity thereof decreases with an increase of the shear stress applied. The thixotropic properties of the pastes of the present invention increase the ease of dosing, especially when applying the paste by means of a pipette.

The aqueous suspension pastes of the present invention are suitable for controlling pathogenic endoparasites in warm-blooded animals such as, for example, companion animals, in particular dogs or especially cats; they have a favorable toxicity to warm-blooded species. They are effective against all or individual development stages of the pests. Pathogenic endoparasites include cestodes, trematodes, nematodes and acanthocephala.

The aqueous suspension formulations of the present invention are applied to the animals preferably by means of a pipette. Pipettes offer the advantage e.g. of exact dosing. Filling the exact dose of paste needed into a pipette and applying the paste directly into the mouth, assures that the animals are getting the exact dose. A prerequisite for the use of the suspension pastes of the present invention in pipettes especially for home-use is their excellent stability and shelf-life. No noticeable phase separation, inhomogeneity or change in physical parameters such as specific gravity is detectable even after long periods of time following their preparation.

Moreover, the aqueous suspension pastes of the present invention have an improved palatability meaning the voluntary acceptance or ingestion of the pharmaceutical composition by warm-blooded animals, in particular by dogs or especially cats.

A suitable acceptance test on cats may be performed as follows. Throughout the study conduct, 1 ml portions of all tested oral paste formulations are administered as follows. Initially, a small amount of paste is applied on the lips / nose of the animal and the acceptance is rated as follows: High acceptance (3 points) is reached if the cat spontaneously licks and swallows the paste and the complete dose is administered without inserting the pipette into the mouth. Satisfactory acceptance (2 points) is achieved when the paste is not spontaneously licked, but the pipette must be inserted in the cat's mouth and the dose is administered entirely. The cat might shake its head and chew during and after administration, but neither hypersalivation nor vomiting over the post-dose 5 minutes is accepted. For a poor acceptance (1 point) the criteria are the same as for satisfactory

acceptance, but hypersalivation and/or excitation might be observed and vomiting can occur within 5 minutes after paste application. The worst rating, failed acceptance (0 points) is given if the dose is not administered at all due to incidents such as head withdrawal or scratch attempt or if the paste is entirely rejected after insertion into the mouth. This might also involve hypersalivation and vomiting.

The following examples illustrate the present invention.

**Example 1:** An orally applied, homogeneous aqueous suspension paste, which has the following ingredients:

	Amount (%w/v)
Praziquantel	2.5 %
Milbemycin oxime	1.0 %
$\beta$ -Cyclodextrin	2.5 %
Polyvinylpyrrolidone K30	1.0 %
Sodium benzoate	0.4 %
Benzyl alcohol	1.0 %
Artificial beef flavor	10.0 %
Titanium dioxide	2.0 %
Glycerol water free	5.0 %
Xanthan gum	1.0 %
0.01M HCl	ad 100.0 %

is prepared by the following process:

(i) sodium benzoate, benzyl alcohol and glycerol are dissolved in the 0.01 M hydrochloric acid solution;

(ii) following the addition and dissolution/dispersion of the  $\beta$ -cyclodextrin and polyvinylpyrrolidone K30, the praziquantel is added and homogeneously dispersed;

(iii) milbemycin oxime, artificial beef flavour and titanium dioxide are added and dispersed before finally xanthan gum is added and dispersed to yield a homogeneous, aqueous suspension paste. The specific gravity of the final paste is 1.0814 g/ml.

**Example 2:** An orally applied, homogeneous aqueous suspension paste, which has the following ingredients:

	Amount (%w/v)
Praziquantel	5.0 %
Milbemycin oxime	2.0 %
$\beta$ -Cyclodextrin	5.0 %

- 14 -

Polyvinylpyrrolidone K30	1.0 %
Sodium benzoate	0.5 %
Benzyl alcohol	1.25 %
Artificial beef flavor	10.0 %
Glycerol water free	5.0 %
Xanthan gum	1.0 %
0.01M HCl	ad 100.0 %

is prepared using the process as described in Example 1 (specific gravity 1.0844 g/ml).

### Example 3: Paste stability test

The paste composition of Example 2 was stored in glass containers at different temperatures for up to 12 months and assay of both active ingredients followed by HPLC analysis at given time points (3-, 6- and 12-months). The Table 1 below shows the respective contents of praziquantel and milbemyacin oxim in the composition in percent of the start value (= assay right after manufacture)

Table 1: Content of praziquantel and milbemyacin Oxime in % of start value

(A) Praziquantel:

Time	5 °C	25 °C	30 °C	40 °C
3 month	102.20%	102.52%	100.63%	101.36%
6 month	103.98%	101.99%	102.31%	102.10%
12 month	103.56%	102.73%	102.62%	100.94%

(B) Milbemyacin oxim:

Time	5 °C	25 °C	30 °C	40 °C
3 month	101.92%	101.71%	99.57%	99.47%
6 month	102.77%	100.32%	100.43%	98.83%
12 month	101.71%	100.53%	99.68%	95.20%

The results given in the Table above show that both active ingredients are chemically stable in the given formulation under the given conditions.

In addition to the chemical stability of both active ingredients, the paste did not show any macroscopic sedimentation or segregation during storage and the pH value of the paste formulation was stable at all investigated temperatures and time points as well.

**Example 4: Paste acceptance Test in cats**

About 90 healthy cats, tested negative for heartworm, greater than or equal to six (6) months of age,  $\geq 1$  and  $\leq 22$  pounds in weight, of various sexes and breeds were included in the study.

Test material consisted of the oral paste formulation of Example 1 for cats less than 7 lbs of body weight and the oral paste of Example 2 for cats 7lbs to 22lbs. Both formulations provided a dose of 2mg/kg milbemycin oxime and 5 mg/kg praziquantel. Each cat was orally administered the paste by it's Owner/Agent at home on Study Days 0 and 21 via pre-filled syringes prepared in the veterinary clinic on Study Day 0. The syringes were packaged in child resistant envelops for home storage. To assess cat Owner's response to administering the paste as compared to a tablet to cats,  $\frac{1}{4}$  of a Pet Tab® (vitamin-mineral supplement) was administered by way of a pilling device on Study Day 27  $\pm 2d$  as a control. The acceptability by the cat and administration by the Owner was assessed by analysis of responses provided by the Owner/Agent on the Owner/Agent Diary. This Diary was completed following administration of each test material.

The acceptability endpoint was the only variable evaluated and was assessed based on the cat's behavior. The Owner recorded responses on the Pet Owner Diary after each administration of paste or control product, and filled out the Owner Follow-up Questionnaire after the last dosing.

The frequency and percent for each acceptance score for the paste versus the tablet is given in Tables 2-4.

Table 2. Frequency and Percent for Each Acceptance Score for the Paste on day 0

Score	Frequency	%
2=swallowed all	51	64.88
1=swallowed part	25	29.17

0=spat it all out	8	5.95
-------------------	---	------

Table 3. Frequency and Percent for Each Acceptance Score for the Paste on day 21

Score	Frequency	%
2=swallowed all	58	69.05
1=swallowed part	24	28.57
0=spat it all out	2	2.38

Table 4. Frequency and Percent for Each Acceptance Score for the Tablet on day 27

Score	Frequency	%
2=swallowed all	43	50.59
1=swallowed part	10	11.76
0=spat it all out	32	37.65

Over 64% of the cats accepted all of the paste, whereas only 50% of the cats accepted all of the commonly used tablet.

Owner Response to Dosing; Paste compared to Tablet:

The percent for each ease of dose score for the paste and the tablet is given in Table 5 . Over 71% of the owners found it quite easy or very easy to administer the paste, whereas only 47% of the owners found it quite easy or very easy to administer the tablet.

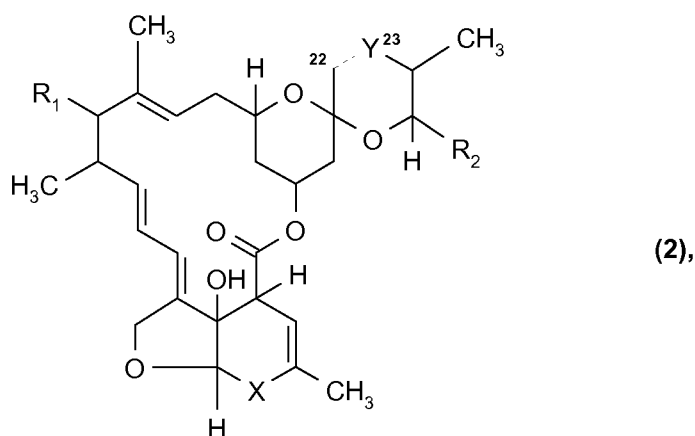
Table 5. Owner response to dosing

Score	Paste		Tablet	
	Frequency	%	Frequency	%
3= very easy	48	28.07	26	29.89
2= quite easy	74	43.27	15	17.24
1= difficult	41	23.98	17	19.54
0= impossible	8	4.68	29	33.33

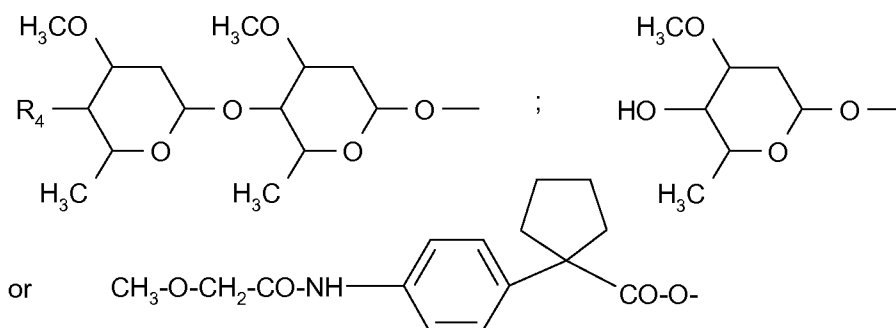
**Claims:**

1. An anthelmintic paste in form of an aqueous suspension, comprising a veterinarily effective amount of praziquantel; a macrocyclic lactone selected from avermectins, milbemycins and derivatives thereof; a cyclodextrin; a thickener; and water.

2. A paste according to claim 1, wherein the macrocyclic lactone is of formula



wherein X is -C(H)(OH)- ; -C(O)- ; or -C(=N-OH)-; Y is -C(H<sub>2</sub>)- ; =C(H)- ; -C(H)(OH)- ; or -C(=N-OCH<sub>3</sub>)-; R<sub>1</sub> is hydrogen or one of radicals



R<sub>4</sub> is hydroxyl, -NH-CH<sub>3</sub> or -NH-OCH<sub>3</sub>; and R<sub>2</sub> is hydrogen, -CH<sub>3</sub>, -C<sub>2</sub>H<sub>5</sub>, -CH(CH<sub>3</sub>)<sub>2</sub>, -CH(CH<sub>3</sub>)-C<sub>2</sub>H<sub>5</sub>, -C(CH<sub>3</sub>)=CH-CH(CH<sub>3</sub>)<sub>2</sub> or cyclohexyl; and if the bond between atoms 22 and 23 represents a double bond the carbon atom in 23-position is unsubstituted so that Y is =C(H)-, or if is the bond between atoms 22 and 23 is a single bond the carbon atom in 23-position is unsubstituted or substituted by hydroxy or by the group =N-O-CH<sub>3</sub> so that Y is

-C(H<sub>2</sub>)-; -C(H)(OH)- ; or -C(=N-OCH<sub>3</sub>)-; in free form or in the form of a physiologically acceptable salt.

3. A paste according to claim 1 or 2, wherein the macrocyclic lactone is ivermectin or milbemycin oxime, in particular milbemycin oxime.

4. A paste according to any one of claims 1 to 3, comprising  
0.5 to 20% by weight of praziquantel;  
0.1 to 8% by weight of a macrocyclic lactone;  
0.5 to 40% by weight of a cyclodextrin;  
0.1 to 10% by weight of a thickener; and  
ad 100% by weight water.

5. A paste according to any one of claims 1 to 4, comprising  
2.0 to 7.5% by weight of praziquantel;  
1.0 to 2.5% by weight of a macrocyclic lactone,  
2.0 to 7.5% by weight of a cyclodextrin;  
1.0 to 5.0% by weight of a thickener; and  
ad 100% by weight water.

6. A paste according to claim 4 or 5, wherein the macrocyclic lactone is milbemycin oxime.

7. A paste according to any one of claims 1 to 6, comprising one or more additional components selected from the group consisting of humectants, preservatives, pH-adjusting agents, colors and flavors.

8. A paste according to any one of claims 1 to 7, comprising a water contents of  $\geq 50\%$  by weight, preferably  $\geq 60\%$  by weight, based on the entire formulation.

9. A paste according to any one of claims 1 to 8, which is devoid of oils, polyglycols, glycol ethers, glycerol formal and surfactants.

10. A paste according to claim 2, consisting of  
1.0 to 10% by weight of praziquantel;

0.5 to 5% by weight of milbemycin oxime;  
1.0 to 20% by weight of a cyclodextrin;  
0.5 to 7.5% by weight of thickeners;  
1.0 to 10% by weight of humectants;  
0.5 to 5% by weight of preservatives;  
2.5 to 20% by weight of flavors;  
0 to 5.0% by weight colors; and  
ad 100% by weight water and acid.

11. A paste according to any one of claims 1 to 11, characterised in that it has a specific gravity from 1.05 to 1.15.

12. A paste according to any one of claims 1 to 11, characterised in that it is thixotropic.

13. Process for the manufacture of an anthelmintic paste according to any one of claims 1 to 12, comprising

- (i) providing the water and optionally further ingredients which are water-soluble,
- (ii) adding the cyclodextrin and disperse and/or partly dissolve it in the water,
- (iii) adding the praziquantel and disperse it in the water/cyclodextrin mixture,
- (iv) dispersing the macrocyclic lactone, optional further ingredients and a thickener consecutively, and
- (v) stirring the dispersion unless a homogeneous paste is formed.

14. A method of controlling endoparasites in a warm-blooded animal, in particular in a dog or a cat, which comprises administering an anthelmintic paste according to any one of claims 1 to 12 orally to the dog or cat.

15. Use of an anthelmintic paste according to any one of claim 1 to 12 for the treatment of endoparasites in warm-blooded animals, in particular in dogs and cats.

16. Use of an anthelmintic paste according to any one of claim 1 to 12 in the preparation of a medicament for controlling endoparasites in warm-blooded animals, in particular in dogs and cats.

**INTERNATIONAL SEARCH REPORT**

International application No  
PCT/EP2008/065335

**A. CLASSIFICATION OF SUBJECT MATTER**  
INV. A61K31/366

According to International Patent Classification (IPC) or to both national classification and IPC

**B. FIELDS SEARCHED**

Minimum documentation searched (classification system followed by classification symbols)  
A61K

Documentation searched other than minimum documentation to the extent that such documents are included in the fields searched

Electronic data base consulted during the international search (name of data base and, where practical, search terms used)

EPO-Internal, WPI Data, BIOSIS

**C. DOCUMENTS CONSIDERED TO BE RELEVANT**

Category*	Citation of document, with indication, where appropriate, of the relevant passages	Relevant to claim No.
Y	WO 2004/000034 A (MERIAL LLC [US]) 31 December 2003 (2003-12-31) page 4, line 27 - page 5, line 12	1-14
Y	AU 2007 100 254 A4 (JUOX PTY LTD) 3 May 2007 (2007-05-03) page 7, line 25 - page 8, line 8	1-14
Y	WO 2005/062782 A (MERIAL LTD [US]; CLEVERLY DOUGLAS [NZ]; HAGENBUCH MICHELLE [US]; CHEN) 14 July 2005 (2005-07-14) page 6, line 16 - page 7, line 2 page 54, line 4	1-14
	----- -/--	

Further documents are listed in the continuation of Box C.

See patent family annex.

\* Special categories of cited documents :

- \*A\* document defining the general state of the art which is not considered to be of particular relevance
- \*E\* earlier document but published on or after the international filing date
- \*L\* document which may throw doubts on priority claim(s) or which is cited to establish the publication date of another citation or other special reason (as specified)
- \*O\* document referring to an oral disclosure, use, exhibition or other means
- \*P\* document published prior to the international filing date but later than the priority date claimed

- \*T\* later document published after the international filing date or priority date and not in conflict with the application but cited to understand the principle or theory underlying the invention
- \*X\* document of particular relevance; the claimed invention cannot be considered novel or cannot be considered to involve an inventive step when the document is taken alone
- \*Y\* document of particular relevance; the claimed invention cannot be considered to involve an inventive step when the document is combined with one or more other such documents, such combination being obvious to a person skilled in the art.
- \*&\* document member of the same patent family

Date of the actual completion of the international search

19 March 2009

Date of mailing of the international search report

30/03/2009

Name and mailing address of the ISA/

European Patent Office, P.B. 5818 Patentlaan 2  
NL - 2280 HV Rijswijk  
Tel. (+31-70) 340-2040,  
Fax: (+31-70) 340-3016

Authorized officer

Engl, Brigitte

## INTERNATIONAL SEARCH REPORT

International application No  
PCT/EP2008/065335

C(Continuation). DOCUMENTS CONSIDERED TO BE RELEVANT

Category*	Citation of document, with indication, where appropriate, of the relevant passages	Relevant to claim No.
Y	EP 0 930 077 A (PFIZER [US]) 21 July 1999 (1999-07-21) paragraph [0004]; claim 2 paragraph [0029] paragraphs [0031] - [0033] -----	1-14
Y	WO 2006/011051 A (PFIZER PROD INC [US]; CHU JENNIFER HSING-CHUNG [US]; FRIESEN DWAYNE TH) 2 February 2006 (2006-02-02) the whole document -----	1-14

## INTERNATIONAL SEARCH REPORT

Information on patent family members

International application No

PCT/EP2008/065335

Patent document cited in search report		Publication date	Patent family member(s)	Publication date
WO 2004000034	A	31-12-2003	AT 390123 T	15-04-2008
			AU 2003238245 A1	06-01-2004
			AU 2009200336 A1	19-02-2009
			BR 0312141 A	28-06-2005
			CA 2490309 A1	31-12-2003
			DK 1534072 T3	14-07-2008
			EP 1534072 A2	01-06-2005
			ES 2306879 T3	16-11-2008
			JP 2005533806 T	10-11-2005
			MA 27313 A1	02-05-2005
			MX PA05000172 A	03-06-2005
			NZ 537407 A	27-07-2007
			SI 1534072 T1	31-10-2008
			US 2005176657 A1	11-08-2005
			US 2003236203 A1	25-12-2003
ZA 200410250 A	05-09-2005			
AU 2007100254	A4	03-05-2007	NZ 554838 A	28-03-2008
WO 2005062782	A	14-07-2005	AU 2004308284 A1	14-07-2005
			BR PI0418098 A	17-04-2007
			CN 1972672 A	30-05-2007
			EP 1702056 A2	20-09-2006
			JP 2007516285 T	21-06-2007
			KR 20060126728 A	08-12-2006
EP 0930077	A	21-07-1999	AT 237359 T	15-05-2003
			BR 9900114 A	02-05-2000
			CA 2259699 A1	20-07-1999
			DE 69813496 D1	22-05-2003
			DE 69813496 T2	30-10-2003
			DK 930077 T3	04-08-2003
			ES 2194279 T3	16-11-2003
			JP 11255646 A	21-09-1999
			JP 2006083186 A	30-03-2006
			PT 930077 T	31-07-2003
			WO 2006011051	A
CA 2574602 A1	02-02-2006			
EP 1771161 A1	11-04-2007			
JP 2008507504 T	13-03-2008			
US 2008075784 A1	27-03-2008			