



US007197235B2

(12) **United States Patent**  
**Ko et al.**

(10) **Patent No.:** **US 7,197,235 B2**  
(45) **Date of Patent:** **\*Mar. 27, 2007**

(54) **METHOD OF RECORDING AND/OR PLAYING BACK CATALOG INFORMATION**

(75) Inventors: **Jung-wan Ko**, Yongin (KR); **Jung-kwon Heo**, Seoul (KR); **Jae-hoon Heo**, Suwon (KR); **Jung-seuk Kang**, Seoul (KR)

(73) Assignee: **Samsung Electronics Co., Ltd.**, Suwon-si (KR)

(\* ) Notice: Subject to any disclaimer, the term of this patent is extended or adjusted under 35 U.S.C. 154(b) by 1230 days.

This patent is subject to a terminal disclaimer.

(21) Appl. No.: **09/927,500**

(22) Filed: **Aug. 13, 2001**

(65) **Prior Publication Data**

US 2002/0028069 A1 Mar. 7, 2002

**Related U.S. Application Data**

(60) Division of application No. 09/583,876, filed on May 31, 2000, now Pat. No. 6,687,455, which is a continuation-in-part of application No. 09/263,816, filed on Mar. 8, 1999, now Pat. No. 6,741,800.

(30) **Foreign Application Priority Data**

Mar. 6, 1998 (KR) ..... 98-7525

(51) **Int. Cl.**  
**H04N 5/91** (2006.01)

(52) **U.S. Cl.** ..... **386/96**; 386/104; 386/125; 386/126

(58) **Field of Classification Search** ..... 386/46, 386/95, 96, 104, 125, 126, 120, 52

See application file for complete search history.

(56) **References Cited**

U.S. PATENT DOCUMENTS

5,131,311 A 7/1992 Murakami et al.

(Continued)

FOREIGN PATENT DOCUMENTS

EP 0 465 246 A2 1/1992

(Continued)

OTHER PUBLICATIONS

U.S. Appl. No. 10/625,735, filed Jul. 24, 2003, Jung-wan Ko et al., Samsung Electronics Co., Ltd.

(Continued)

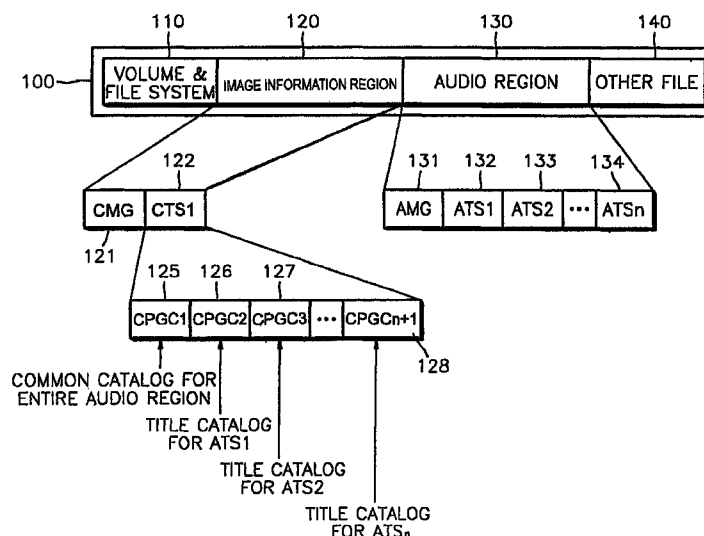
*Primary Examiner*—Huy Nguyen

(74) *Attorney, Agent, or Firm*—Stein, McEwen & Bui, LLP

(57) **ABSTRACT**

A storage medium which stores catalog information and a catalog information recording and/or playback apparatus and method therefor. Using the method, catalog information including a still picture and additional information together with audio data are recorded on a storage medium such as a digital versatile disk (DVD), which is an optical record storage medium, and the catalog information is played back during playback of the audio data, to thereby provide various information on the audio data. Also, the apparatus includes a buffer memory for catalog playback which maintains a predetermined standard and compatibility, and is capable of real-time reading during playback of the audio data, and automatically plays back the catalog content, corresponding to the playback state of the audio data, when there is no additional selection of a user.

**15 Claims, 4 Drawing Sheets**



U.S. PATENT DOCUMENTS

5,555,098	A	9/1996	Parulski	
5,617,385	A	4/1997	Lee et al.	
5,654,516	A	8/1997	Tashiro et al.	
5,687,160	A	11/1997	Aotake et al.	
5,703,308	A	12/1997	Tashiro et al.	
5,734,788	A	3/1998	Nonomura et al.	
5,778,142	A	7/1998	Taira et al.	
5,863,206	A	1/1999	Narusawa et al.	
5,884,004	A	3/1999	Sato et al.	
5,889,746	A	3/1999	Moriyama et al.	
5,902,115	A	5/1999	Katayama	
5,963,704	A	10/1999	Mimura et al.	
6,067,282	A	5/2000	Moriyama et al.	
6,125,232	A	9/2000	Taira et al.	
6,148,138	A	11/2000	Sawabe et al.	
6,198,877	B1	3/2001	Kawamura et al.	
6,208,802	B1	3/2001	Mori et al.	
6,219,488	B1	4/2001	Mori et al.	
6,222,983	B1	4/2001	Heo	
6,272,082	B1	8/2001	Ishii et al.	
6,289,166	B1	9/2001	Uno et al.	
6,381,403	B1	4/2002	Tanaka et al.	
6,385,387	B1	5/2002	Tanaka et al.	
6,392,969	B1	5/2002	Heo	
6,449,227	B1	9/2002	Heo	
6,567,371	B1	5/2003	Otomo	
6,687,455	B1 *	2/2004	Ko et al.	386/96
6,707,985	B2 *	3/2004	Ko et al.	386/96
6,744,972	B2 *	6/2004	Ko et al.	386/95
6,810,201	B1 *	10/2004	Ko et al.	386/96
6,907,189	B2 *	6/2005	Ko et al.	386/96

FOREIGN PATENT DOCUMENTS

EP	0 718 845	A2	6/1996
EP	0 738 999	A2	10/1996
JP	4-67490		3/1992
JP	6-20443		1/1994
JP	06-20443		1/1994
JP	8-227577		9/1996

JP	8-263969	10/1996
JP	08-272541	10/1996
JP	08-339194	12/1996
JP	8-339194	12/1996
JP	09-252450	9/1997
JP	11-213569	8/1999
WO	97/13366	4/1997

OTHER PUBLICATIONS

U.S. Appl. No. 09/263,816, filed Mar. 8, 1999, Jung-wan Ko et al., Samsung Electronics Co., Ltd.  
 U.S. Appl. No. 09/583,877, filed May 31, 2000, Jung-wan Ko et al., Samsung Electronics Co., Ltd.  
 U.S. Appl. No. 09/923,322, filed Aug. 8, 2001, Jung-wan Ko et al., Samsung Electronics Co., Ltd.  
 U.S. Appl. No. 09/923,323, filed Aug. 8, 2001, Jung-wan Ko et al., Samsung Electronics Co., Ltd.  
 U.S. Appl. No. 09/924,094, filed Aug. 8, 2001, Jung-wan Ko et al., Samsung Electronics Co., Ltd.  
 U.S. Appl. No. 09/923,361, filed Aug. 8, 2001, Jung-wan Ko et al., Samsung Electronics Co., Ltd.  
 U.S. Appl. No. 09/583,876, filed May 31, 2000, Jung-wan Ko et al., Samsung Electronics Co., Ltd.  
 U.S. Appl. No. 09/927,495, filed Aug. 13, 2001, Jung-wan Ko et al., Samsung Electronics Co., Ltd.  
 U.S. Appl. No. 09/927,494, filed Aug. 13, 2001, Jung-wan Ko et al., Samsung Electronics Co., Ltd.  
 U.S. Appl. No. 09/927,496, filed Aug. 13, 2001, Jung-wan Ko et al., Samsung Electronics Co., Ltd.  
 U.S. Appl. No. 09/927,491, filed Aug. 13, 2001, Jung-wan Ko et al., Samsung Electronics Co., Ltd.  
 U.S. Appl. No. 09/923,401, filed Aug. 8, 2001, Jung-wan Ko et al., Samsung Electronics Co., Ltd.  
 U.S. Appl. No. 09/923,400, filed Aug. 8, 2001, Jung-wan Ko et al., Samsung Electronics Co., Ltd.  
 U.S. Appl. No. 09/923,399, filed Aug. 8, 2001, Jung-wan Ko et al., Samsung Electronics Co., Ltd.  
 U.S. Appl. No. 09/923,321, filed Aug. 8, 2001, Jung-wan Ko et al., Samsung Electronics Co., Ltd.

\* cited by examiner

FIG. 1

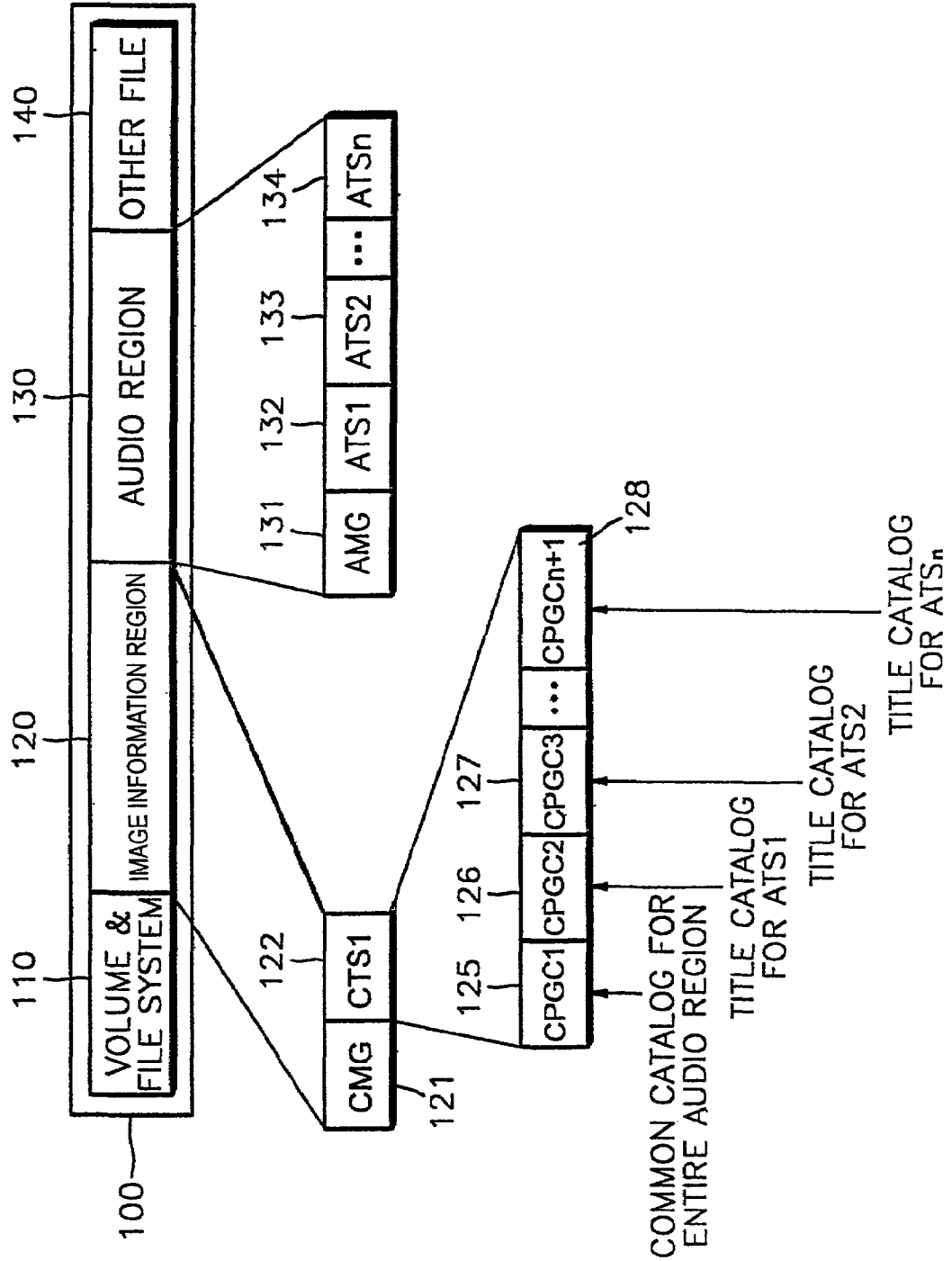


FIG. 2

FILE ID		
CPGC # FOR ALL AUDIO TITLES	FILE POINTER FOR CATALOG	AUTO PRESENTATION INFORMATION TABLE1
CPGC # FOR AUDIO TITLE1	FILE POINTER FOR CATALOG	AUTO PRESENTATION INFORMATION TABLE2
CPGC # FOR AUDIO TITLE2	FILE POINTER FOR CATALOG	AUTO PRESENTATION INFORMATION TABLE3
...	...	...
CPGC # FOR AUDIO TITLE <sub>n</sub>	FILE POINTER FOR CATALOG	AUTO PRESENTATION INFORMATION TABLE <sub>n+1</sub>

FIG. 3

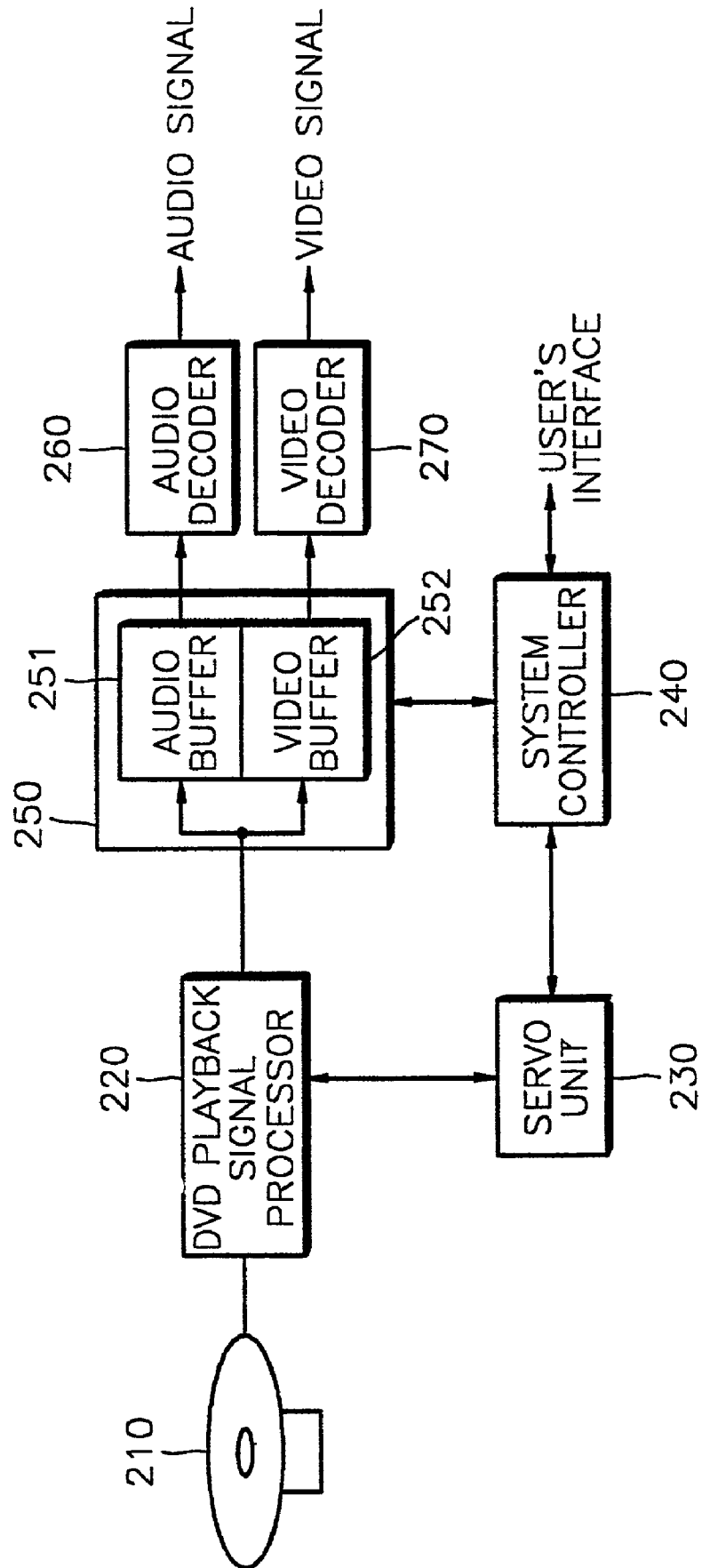
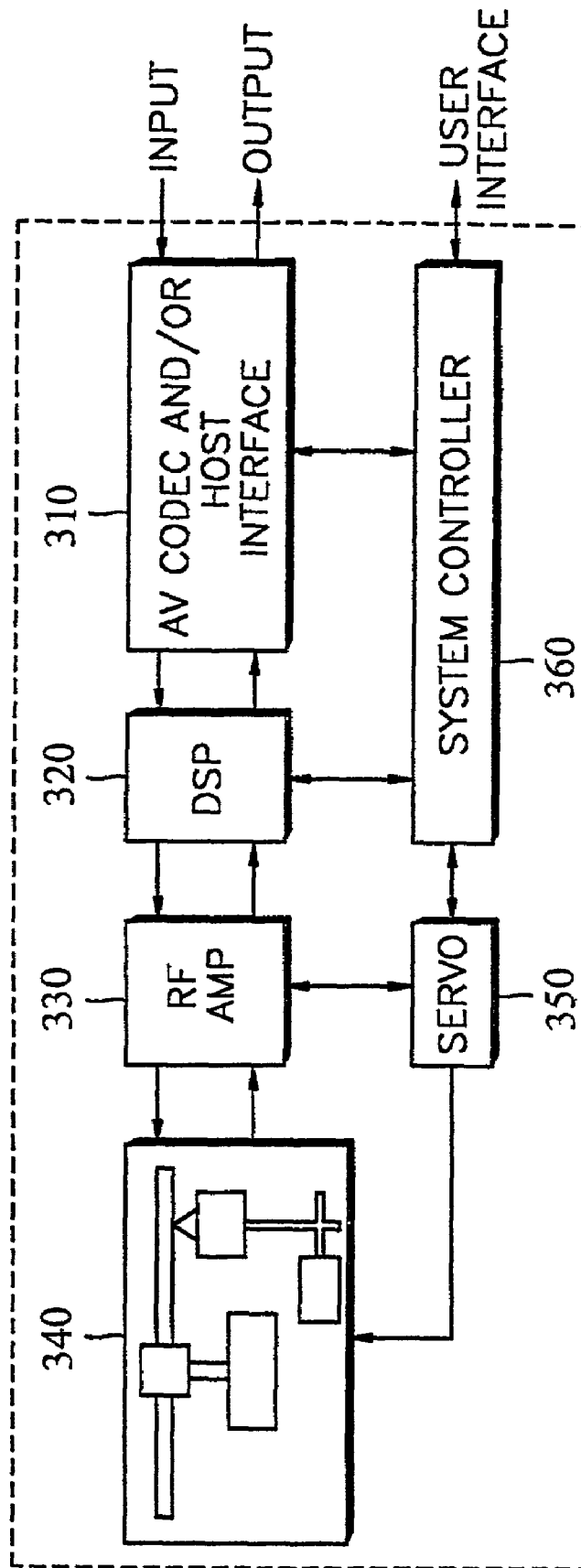


FIG. 4



## METHOD OF RECORDING AND/OR PLAYING BACK CATALOG INFORMATION

### CROSS-REFERENCE TO RELATED APPLICATIONS

This application claims the benefit of Korean Application No. 98-7525, filed Mar. 6, 1998, in the Korean Patent Office, the disclosure of which is incorporated herein by reference. This application is a divisional of U.S. Ser. No. 09/583,876, filed May 31, 2000, now U.S. Pat. No. 6,687,455, which is a continuation-in-part of U.S. Ser. No. 09/263,816, filed Mar. 8, 1999, now U.S. Pat. No. 6,741,800.

### BACKGROUND OF THE INVENTION

#### 1. Field of the Invention

The present invention relates to a field of optical recording and/or playback, and more particularly, to a storage medium storing audio data and catalog information related to the audio data and an apparatus and method for recording and/or playing back catalog information.

#### 2. Description of the Related Art

In an optical recording and/or playback apparatus in which a digital versatile disk (DVD) is used as a storage medium, a catalog function, and an apparatus or method for performing the catalog function has not been proposed.

Here, the contents of the audio include the record contents, the composer, the artist and/or performer, etc. Particularly, the catalog is additional data for illustrating the contents of the audio which is main data recorded on the storage medium, including such additional information as still pictures and captions as video information.

The catalog information which is played back in a playback apparatus having a video decoder, preferably, has an inspecting function for reading the desired contents of the catalog, without interfering with the playback of the audio.

It is also preferable that the catalog information can be easily manufactured using an established editing system for DVD-Video.

In order to satisfy the above-described conditions, two types of information, i.e., audio and catalog data, which perform different functions in a storage medium must be simultaneously played back. Thus, even when the audio data is played back at the maximum transmission speed of the playback apparatus, a predetermined amount of the catalog information must have already been played back and stored in a temporary storage, so that both the audio and the catalog contents can be simultaneously played back.

That is, when the storage medium, in which information for forming the catalog is stored, is inserted into a driver, a player or an editor, the catalog information stored in the storage medium is read and stored in a temporary storage, i.e., a memory, to be output in the form of an image if necessary. Here, in order to store the catalog information read from the storage medium, in the memory, the image size must be defined, and further a method for effectively using the memory must be provided.

It is also preferable that navigation information, which has been proposed in the DVD-Video, i.e., search information added to the catalog information such that a user can search an arbitrary catalog page, and a specification for processing the search information be provided. Further, an editing system manufacturing a catalog corresponding to the specification shares with an editing system according to the DVD-Video specification.

Here, the DVD-Read Only Memory (ROM) is a record medium defined by the physical specification of Part 1 of a DVD specification for a read-only disk produced by Toshiba Corporation and other companies (the DVD forum) in August, 1996 and the file system specification of Part 2 thereof. Also, the DVD-video means video edited by an image information recording method defined by the video specification of Part 3 thereof or a DVD-ROM disk in which the video is recorded.

### SUMMARY OF THE INVENTION

It is an object of the present invention to provide a storage medium for storing catalog information to satisfy the above-described conditions.

It is another object of the present invention to provide a playback apparatus and method for reading desired catalog contents from catalog information related to audio data, while the audio data stored in a DVD disk is played back.

It is another object of the present invention to provide a recording apparatus and method for writing catalog information related to audio data and catalog contents in a DVD disk.

It is still another object of the present invention to provide an apparatus and method for automatically accessing the location of the catalog using real-time playback information extracted from audio data to be played back without a command to read the catalog in a predetermined location, while audio data stored in a DVD disk is played back.

Additional objects and advantages of the invention will be set forth in part in the description which follows and, in part, will be obvious from the description, or may be learned by practice of the invention.

Accordingly, to achieve the above and other objects of the present invention, there is provided a storage medium randomly accessible and storing audio data and catalog information which is related to the audio data and stored in a predetermined region of the storage medium.

According to a first aspect of the invention, a catalog information playback apparatus includes storing means storing audio data and catalog information from the storage medium in which audio data, catalog information formed of information related to the audio data, and catalog playback information connecting the audio data and the catalog information to each other during playback are stored, a video decoder providing an image restored by decoding the catalog information and additional information, an audio decoder providing audio signals restored by decoding the audio data, and a controller controlling playback of catalog information corresponding to a selection of a user and the catalog playback information.

According to a second aspect of the invention, a method for playing back data recorded on the storage medium storing audio data, catalog information related to the audio data, and catalog playback information connecting the audio data and the catalog information to each other during playback includes playing back the catalog information corresponding to the catalog playback information; and playing back the audio data corresponding to the played back catalog information.

According to a third aspect of the invention, a method of recording data on a storage medium, includes encoding audio data, catalog information related to the audio data, and catalog playback information connecting the audio data and the catalog information to each other during playback, and

recording the encoded audio data, the encoded catalog information and the encoded catalog playback information on the storage medium.

#### BRIEF DESCRIPTION OF THE DRAWINGS

The above objectives and advantages of the present invention will become more apparent by describing in detail a preferred embodiment thereof with reference to the attached drawings, in which:

FIG. 1 shows a digital versatile disk (DVD)-read only memory (ROM) structure of one dimension according to an example of a storage medium storing catalog information according to an embodiment of the present invention;

FIG. 2 is an example of a table showing catalog playback information for playing back catalog information according to the embodiment of the present invention;

FIG. 3 is a block diagram of a playback apparatus for playing back catalog information according to the present invention; and

FIG. 4 is a block diagram of a recording/reproducing apparatus for implementing the present invention.

#### DESCRIPTION OF THE PREFERRED EMBODIMENT

Reference will now be made in detail to the present preferred embodiment of the present invention, examples of which are illustrated in the accompanying drawings, wherein like reference numerals refer to the like elements throughout. The embodiment is described below in order to explain the present invention by referring to the figures.

Referring to FIG. 1, the storage space of an entire DVD medium (DVD-ROM) is a volume space **100**, which includes a volume and file system region **110** having information on the volume and recorded file structure, an image information region **120** for recording image data, an audio region **130** for recording audio data and an other file region **140**.

The above data regions may have no information in the image information region **120**, and the catalog information related to each item of music may exist in a predetermined area of the audio region **130**, and the other file region **140** may or may not exist.

Also, the image information region **120** and the audio region **130** may include a catalog management (CMG) region **121** and an audio management (AMG) region **131** having management information on the recorded images and audio, respectively, and a catalog title set (CTS1) **122** information and audio title sets (ATS) **132** to **134**, which are files in which the image and audio data are recorded. The CTS1 **122** includes a plurality of program chains (CPGC) **125** to **128**. Here, the CPGC indicates a set of related data. The CTS1 file for the catalog may have information on still pictures formed of a plurality of catalogs and sub-pictures, and navigation information for controlling the information on the still pictures and the sub-pictures. As shown in FIG. 1, all image information related to the audio region **130** is stored in the CTS1 **122**, so that the image information region **120** may include only the CMG **121** and the CTS1 **122**.

Here, the structure of the information on the still picture and sub-picture, and the navigation, and the rules thereof are shown in the DVD-video specification.

Also, the catalog information can be effectively used by dividing the catalog information into one common catalog CPGC1 **125** for the entire audio region and a plurality of title catalogs CPGC2, CPGC3, . . . , CPGCn+1 **126,127, 128**

corresponding to each audio title recorded in the audio region **130**. That is, a first audio title set (ATS1), i.e., the title catalog related to a first item of music (such as a song) is stored in the CPGC2, and a second title set (ATS2), i.e., the title catalog related to a second item of music is stored in the CPGC3, and thus the nth audio title set (ATSn), i.e., the title catalog related to the nth audio title set (ATSn) is stored in CPGCn+1. The common catalog and each title catalog are formed in a unit of a program chain (CPGC) in the image title.

According to the embodiment of the present invention, the catalog playback information for connecting the CTS and ATS to each other for playback is stored in the AMG region **131** or a predetermined region (information region) of the audio file. The AMG region **131** has a space for recording information on the entire audio region and each title, and a location of the catalog information may be additionally recorded on the AMG region **131**.

In the embodiment of the present invention, the catalog playback information which is stored in the AMG region or the audio file region, may be stored in any location. Also, when the disk begins to be read, an appropriate means distinguishes whether or not the catalog playback information exists. The means may define the file names, a region of a disk predetermined by a physical or logical address designated as a space for storing catalog playback information, or information indicating whether existence of a file in which the catalog playback information is stored or not and a location of the file in the data region to be necessarily read such as a volume information region when the disk is read.

The catalog playback information may include the location of the image information in which the catalog is recorded, a file identifier (ID) and an auto presentation information table in which is stored the location of the catalog to be played back corresponding to the predetermined time according to real-time playback information of the audio obtained by real-time playback of the audio.

In FIG. 2, the file ID can recognize a file in which the catalog playback information is recorded. A catalog CPGC number indicates the number corresponding to a common catalog and a title catalog in the image information region in which the catalog is recorded. A catalog pointer indicates the location on the disk of a file or a CPGC in which the catalog is recorded.

Also, each corresponding auto presentation information table has playback time information capable of appropriately and automatically playing back the catalog, using the real-time playback information obtained from the audio data while each recorded title is played back, and information on the playback location of the catalog, so that the auto presentation information table has information on the still picture and the sub-picture to be played back within catalogs when a user has not input commands while one title is played back.

In FIG. 3, a signal read from an optical disk (DVD-ROM) **210** is demodulated and decoded to a digital signal through a DVD playback signal processing unit **220** according to the physical specification of the DVD-ROM, to provide the restored signal to a buffer memory **250**.

The restored digital signal is divided into audio data and video data under the control of a system controller **240** and the audio data of the DVD-Audio specification as an example is written in an audio buffer **251**, and video data of the DVD-Video specification as an example, i.e., catalog data is written in a video buffer **252**. At this time, the buffer memory **250** can use one memory space or an additional memory.

The catalog data stored in the buffer memory **250** is read in accordance with a control signal generated by the system controller **240** and the read catalog data is restored to an image signal to be output. At this time, the system controller **240** generates an appropriate control signal based on control commands of a user through a remote controller, the auto presentation information table according to catalog playback information, real-time playback information extracted from the audio data, and navigation information of the catalog data, such that the catalog data stored in the video buffer **252** to be played back is output through the video decoder **270** as a video signal.

Meanwhile, the audio data of the DVD-Audio specification read from the audio buffer **251** is provided to the audio decoder **260** and the provided audio data is restored to an audio signal to be output.

Here, the video decoder **270** represents a device restoring image data produced by the DVD-Video specification to an initial image and information added to the image. The apparatus for playing back the DVD-Video has already been produced and such an apparatus is well-known to a person skilled in the art. Also, the audio decoder **260** restores the audio data including the encoded audio data coded by linear pulse coded modulation (linear PCM) or another predetermined manner, management information for managing the audio data and real-time playback information to initial audio and additional information. The system controller **240** and a servo unit **230** control the system to appropriately operate using the control commands from a user and various control signals obtained by playback signals.

Subsequently, a playback operation will be described in view of the video buffer **252** writing and reading catalog data, as shown in FIG. 3.

The playback apparatus shown in FIG. 3 must store information on the common catalog and the title catalog in the video buffer **252**, before a predetermined audio title is played back. If not, desired catalog information cannot be played back while the music is played back.

When either the common catalog or the title catalog is selected, the sum of the two items of catalog data should be smaller than the memory capacity of the video buffer **252** for playing back the catalog. Referring to FIG. 1, assuming that the CPGC1 **125** is the common catalog for the entire audio region, and the CPGC2 **126** is the audio title 1, i.e., the title catalog 1 related to the first item of music, and the CPGC3 **127** is the title catalog 2 for the second item of music, and the CPGC<sub>n+1</sub> **128** is the title catalog n for the nth item of music, the catalog information required for playing back the music has the common catalog information and the title catalog for the music to be played back.

Meanwhile, the amount of buffer memory of the playback apparatus playing back the DVD-Video is approximately 4 MB (megabytes). This functions as a time buffer for resolving an inconsistency between a transmission speed of data read from the disk such as a variable buffer rate and a bit rate of audio played back in real-time or image information.

The conventional buffer must be used to play back audio in real-time, and an additional memory must be used to play back the catalog. Thus, assuming that a memory of 16 MB is the entire buffer memory **250** when one memory is used, the memory size of the video buffer **252** for playing back the catalog is 12 MB. For instance, when the amount of the data of the common catalog is 5 MB, the amount of the title catalog cannot exceed 7 MB.

Also, the title catalog information for each title may not exist. When the sum of the entire catalog data is smaller than the predetermined memory capacity of the video buffer **252**,

the catalog is not separately classified into the common catalog and the title catalog, and the catalog information on all music can be recorded in the common catalog.

When the optical disk **210** is played back initially, the system controller **240** reads volume information of the optical disk **210**, the file system, and information on the CMG and AMG. As described above, the CPGC data in which the catalog information exists is read from the video buffer **252** according to the catalog playback information stored in the AMG region **131** or in a predetermined file. When required catalog data is read, the audio information is read to provide the read audio information to the audio decoder **260** through the audio buffer **251**, and the audio information is converted into an audio signal and the converted audio signal is output through the audio decoder **260**.

Meanwhile, if a user selects the catalog, i.e., if the user inputs commands for a desired catalog through an input unit such as a remote controller for controlling the playback apparatus, the predetermined catalog data stored in the video buffer **252** corresponding to the input commands are provided to the decoder **270**.

If the user does not input commands for playing back the predetermined catalog, i.e., the user does not input the commands for a predetermined time, or the user sets an auto presentation mode, the contents stored in the video buffer **252** are output through the video decoder **270** to output an image of the predetermined catalog using the information in the auto presentation information table.

At this time, the catalog data includes still pictures for the backgrounds and sub-pictures for transferring characters and the still pictures and the sub-pictures are controlled using the navigation information defined by the DVD-Video specification. Thus, compared to the case of using only still pictures, 32 sub-pictures can be selected from the DVD-Video, which supports multiple languages.

Also, if the still picture includes character information, the increase in the resolution of the still picture is required for playing back the character information to distinct pictures, so that the compression ratio cannot be increased, and the background image and the character information are divided, so that the compression ratio for the background is increased, and characters can effectively be coded using a compression method for effectively compressing characters defined by the DVD-Video.

Further, FIG. 4 is a block diagram of a recording/reproducing apparatus for implementing the present invention. The function of the recording/reproducing apparatus for recording/reproducing A/V (audio/video) data including the catalog information using the DVD-ROM **210** is largely divided into recording and reproduction. A description of the playback aspect of the embodiment has already been explained above in the context of the playback apparatus shown in FIG. 3. The DVD playback processor **220** (shown in FIG. 3) is encompassed in a digital signal processor **320**, the audio and video decoders **260**, **270** (shown in FIG. 3) are encompassed in the AV codec and/or host interface **310**, the servo unit **230** (shown in FIG. 3) is encompassed in a servo **350**, and the system controller **240** (shown in FIG. 3) is encompassed in a system controller **360**.

During recording, the A/V codec and/or a host interface **310** compression-codes an externally applied A/V signal which includes the audio data, the catalog information, and the catalog playback information, according to a predetermined compression scheme and supplies size information for the compressed data. The digital signal processor (DSP) **320** receives the compressed A/V data supplied from the AV codec and/or the host interface **310**, adds additional data for

error correction code (ECC) processing thereto, and performs modulation using a predetermined modulation scheme. A radio frequency amplifier (RF AMP) 330 converts the modulated data from the DSP into a radio frequency (RF) signal. Then, a pickup 340 records the RF signal supplied from the RF AMP 330 on the DVD-ROM 210 mounted on a turn table of the pickup 340 in a manner as shown in FIG. 1. A servo unit 350 receives information necessary for servo control from a system controller 360 and stably performs a servo function for the mounted disk. As a result, the volume 100, which includes the volume and file system 120, the audio region 130, and the other file region 140 are recorded by the pickup 340 on the DVD-ROM 210.

During playback of information data stored on the disk, the pickup 340 picks up the optical signal from the disk having the information data, such as the audio data, the catalog information, and the catalog playback information, stored therein, and the information data is extracted from the optical signal. The RF AMP 330 converts the optical signal into an RF signal, and extracts the servo signal for performing a servo function, and modulated data. The DSP 320 demodulates the modulated data supplied from the RF AMP 330 corresponding to the modulation scheme used during modulation, performs an ECC process to correct errors, and eliminates added data. The servo unit 350 receives information necessary for servo control from the RF AMP 330 and the system controller 360, and stably performs the servo function. The AV codec and/or the host interface 110 decodes the compressed A/V data supplied from the DSP 320 to output an A/V signal. The system controller 360 controls the overall system for reproducing and recording the information data from and on the disk mounted on the turn table of the pickup 340.

The system controller 360 and the DSP 320 handle processing the data during recording and reproduction, including performing linking schemes in connection with recording and reproducing as well as performing linking schemes when processing defective areas on the media during recording and reproducing.

As described above, the catalog function is realized using the DVD-Video specification, to thereby edit the catalog for DVD-Audio using an editing system for the DVD-Video, and the playback apparatus for playing back the catalog of the DVD-Audio also plays back the DVD-Video, to thereby minimize additional circuits.

Also, according to the present invention, the predetermined DVD-Video specification is used, so that the character information of the catalog is not processed as the still picture but as the sub-picture, to thereby enable multiple language display.

Although a preferred embodiment of the present invention have been shown and described, it would be appreciated by those skilled in the art that changes may be made in this embodiment without departing from the principles and spirit of the invention, the scope of which is defined in the claims and their equivalents.

What is claimed is:

1. A method of playing back data on a storage medium, comprising:  
 reading from a first region of the storage medium audio data and catalog playback information;  
 reading from a second region of the storage medium other than the first region catalog information related to the audio data; and  
 playing back the audio data and, according to the catalog playback information, the corresponding catalog information read from the second region of the storage medium.

2. The method of claim 1, wherein the storage medium has an audio region for the audio data which includes an audio data recording region in which the audio data is recorded.

3. The method of claim 1, wherein the storage medium has an audio data recording region in which the audio data is recorded and an image information region in which the catalog information is recorded.

4. The method of claim 1, wherein the playing back of the catalog information comprises:  
 receiving a selection of a user; and  
 playing back the catalog information according to the selection of the user.

5. The method of claim 4, wherein the playing back of the catalog information further comprises:  
 preferentially playing back the catalog information selected by the user; and  
 playing back the catalog information satisfying a predetermined condition.

6. The method of claim 5, wherein the predetermined condition is a case of the user not selecting making the selection of the catalog information for a predetermined amount of time or setting a catalog auto presentation mode.

7. The method of claim 1, wherein the playing back of the catalog information is performed simultaneously with the playing back of the audio data.

8. The method of claim 1, further comprising storing the catalog information prior to the playing back of the catalog information and the audio data.

9. A method of recording data on a storage medium, comprising:

encoding audio data and catalog information to be reproduced with the audio data during reproduction according to catalog playback information;

recording on the storage medium in a first region the catalog playback information and the encoded audio data; and

recording on the storage medium in a second region other than the first region the encoded catalog information on the storage medium.

10. The method according to claim 9, wherein the encoding of the catalog information comprises:

encoding as the catalog information video data representing an image which is a still picture relating to the audio data and additional information which represents a sub-picture for transferring characters; and

storing the encoded video data and the encoded additional data on the storage medium.

11. The method according to claim 9, wherein the encoding comprises encoding the catalog information according a standard digital versatile disk-video (DVD-video) specification.

12. The method according to claim 9, wherein the recording comprises recording the catalog information in an image information region of a volume space of the storage medium.

13. A method of playing back data recorded on a storage medium, the method comprising:

reading encoded audio data from an audio region with catalog playback information, and reading from a catalog region encoded catalog information related to the audio data during reproduction by the catalog playback information, wherein the catalog region is in an area of the storage medium other than the audio region; and  
 decoding the encoded audio data and the encoded catalog information from the storage medium according to the read catalog playback information.

9

14. The method according to claim 13, further comprising:

storing the read encoded catalog information prior to reading the encoded audio data from the storage medium.

15. A method of playing back data recorded on a storage medium, the method comprising:

reading audio data in an ATS (Audio Title Set) in a first region and reading catalog information related to the audio data; and

10

playing back the audio data and the catalog information from the storage medium according to catalog playback information,

wherein:

the catalog playback information and the ATS are stored in the first region of the storage medium, and the catalog information is stored on the storage medium in a second region other than the first region.

\* \* \* \* \*