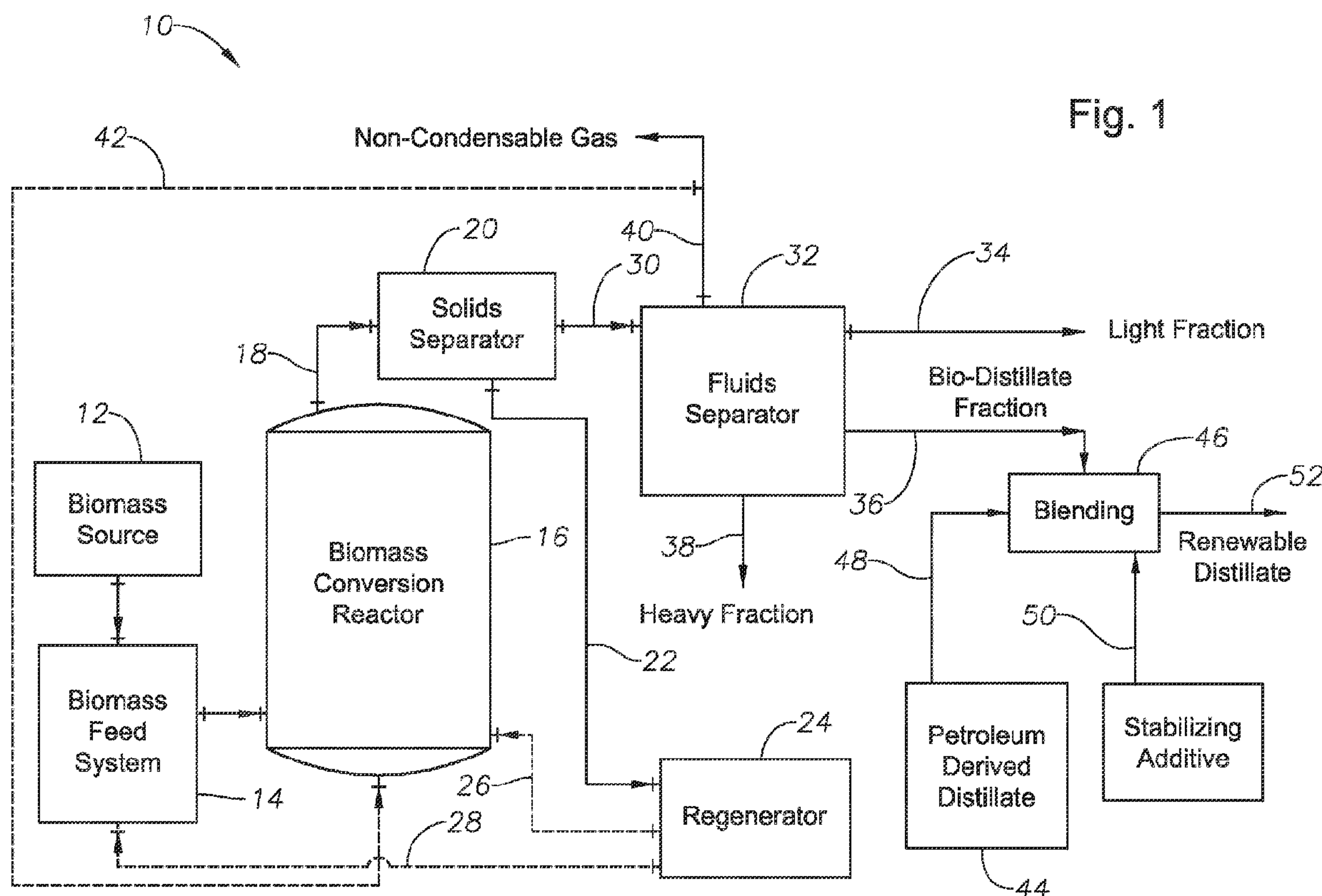




(86) Date de dépôt PCT/PCT Filing Date: 2011/10/07  
 (87) Date publication PCT/PCT Publication Date: 2012/05/03  
 (85) Entrée phase nationale/National Entry: 2013/03/18  
 (86) N° demande PCT/PCT Application No.: US 2011/055411  
 (87) N° publication PCT/PCT Publication No.: 2012/057988  
 (30) Priorité/Priority: 2010/10/29 (US12/915,872)

(51) Cl.Int./Int.Cl. *C10L 1/02* (2006.01)  
 (71) Demandeur/Applicant:  
KIOR INC., US  
 (72) Inventeurs/Inventors:  
RAMIREZ CORREDORES, MARIA MAGDALENA, US;  
SORRELLS, JENNIFER, US;  
ZHANG, CHANGAN, US  
 (74) Agent: BERESKIN & PARR LLP/S.E.N.C.R.L.,S.R.L.

(54) Titre : PRODUCTION DE BIO-DISTILLAT RENOUVELABLE  
 (54) Title: PRODUCTION OF RENEWABLE BIO-DISTILLATE



(57) **Abrégé/Abstract:**

A process and system for separating a light fraction, a bio-distillate fraction (composition), and a heavy fraction from a bio-oil, and for producing a renewable distillate including at least in part the bio-distillate composition and a stabilizing additive, is provided. The process comprises separating bio-oil into light, bio-distillate, and heavy fractions based on their boiling points. At least a portion of the bio-distillate composition and a stabilizing additive are blended with a petroleum-derived-diesel-range stream, without any prior hydrotreatment, to thereby provide a renewable distillate composition.

(12) INTERNATIONAL APPLICATION PUBLISHED UNDER THE PATENT COOPERATION TREATY (PCT)

(19) World Intellectual Property Organization  
International Bureau(43) International Publication Date  
3 May 2012 (03.05.2012)

PCT

(10) International Publication Number  
**WO 2012/057988 A1**

(51) International Patent Classification:

C10L 1/02 (2006.01) C10L 5/44 (2006.01)

(21) International Application Number:

PCT/US2011/055411

(22) International Filing Date:

7 October 2011 (07.10.2011)

(25) Filing Language:

English

(26) Publication Language:

English

(30) Priority Data:

12/915,872 29 October 2010 (29.10.2010) US

(71) Applicant (for all designated States except US): **KIOR INC.** [US/US]; 13001 Bay Park Rd., Pasadena, TX 77507 (US).

(72) Inventors; and

(75) Inventors/Applicants (for US only): **RAMIREZ CORREDORES, Maria, Magdalena** [VE/US]; 4300 Bay Area Blvd., Apt. 1015, Houston, TX 77058 (US). **SORRELLS, Jennifer** [US/US]; 2221 West Dallas Street, Apt. 142, Houston, TX 77019 (US). **ZHANG, Changan** [US/US]; 3210 Enclave Trail, Houston, TX 77077 (US).(74) Agent: **ANDERSON, Jeffrey, R.**; Kior Inc., 13001 Bay Park Rd., Pasadena, TX 77507 (US).

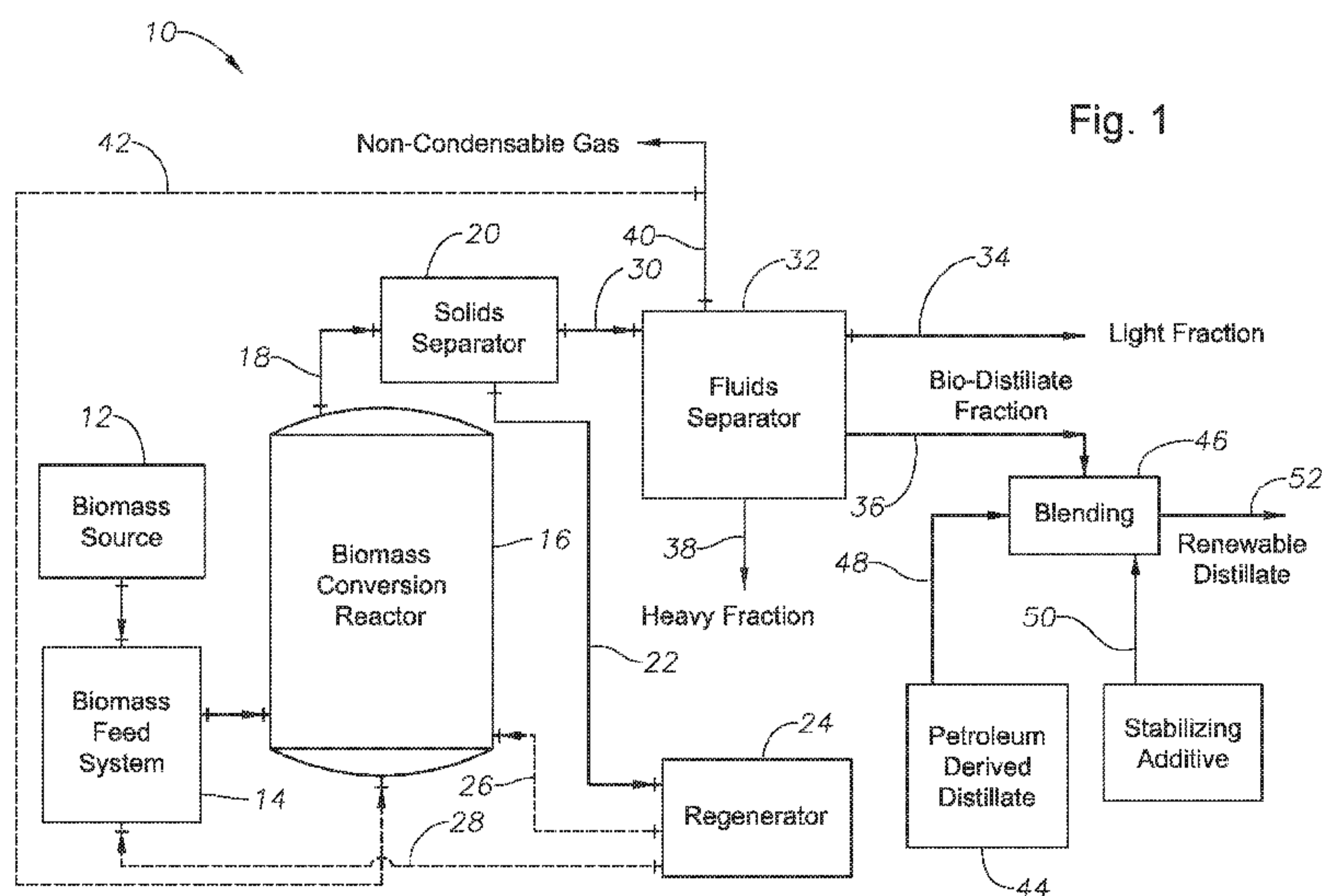
(81) Designated States (unless otherwise indicated, for every kind of national protection available): AE, AG, AL, AM, AO, AT, AU, AZ, BA, BB, BG, BH, BR, BW, BY, BZ, CA, CH, CL, CN, CO, CR, CU, CZ, DE, DK, DM, DO, DZ, EC, EE, EG, ES, FI, GB, GD, GE, GH, GM, GT, HN, HR, HU, ID, IL, IN, IS, JP, KE, KG, KM, KN, KP, KR, KZ, LA, LC, LK, LR, LS, LT, LU, LY, MA, MD, ME, MG, MK, MN, MW, MX, MY, MZ, NA, NG, NI, NO, NZ, OM, PE, PG, PH, PL, PT, QA, RO, RS, RU, RW, SC, SD, SE, SG, SK, SL, SM, ST, SV, SY, TH, TJ, TM, TN, TR, TT, TZ, UA, UG, US, UZ, VC, VN, ZA, ZM, ZW.

(84) Designated States (unless otherwise indicated, for every kind of regional protection available): ARIPO (BW, GH, GM, KE, LR, LS, MW, MZ, NA, RW, SD, SL, SZ, TZ, UG, ZM, ZW), Eurasian (AM, AZ, BY, KG, KZ, MD, RU, TJ, TM), European (AL, AT, BE, BG, CH, CY, CZ, DE, DK, EE, ES, FI, FR, GB, GR, HR, HU, IE, IS, IT, LT, LU, LV, MC, MK, MT, NL, NO, PL, PT, RO, RS, SE, SI, SK, SM, TR), OAPI (BF, BJ, CF, CG, CI, CM, GA, GN, GQ, GW, ML, MR, NE, SN, TD, TG).

Published:

- with international search report (Art. 21(3))
- before the expiration of the time limit for amending the claims and to be republished in the event of receipt of amendments (Rule 48.2(h))

(54) Title: PRODUCTION OF RENEWABLE BIO-DISTILLATE



(57) Abstract: A process and system for separating a light fraction, a bio-distillate fraction (composition), and a heavy fraction from a bio-oil, and for producing a renewable distillate including at least in part the bio-distillate composition and a stabilizing additive, is provided. The process comprises separating bio-oil into light, bio-distillate, and heavy fractions based on their boiling points. At least a portion of the bio-distillate composition and a stabilizing additive are blended with a petroleum-derived-diesel-range stream, without any prior hydrotreatment, to thereby provide a renewable distillate composition.

## PRODUCTION OF RENEWABLE BIO-DISTILLATE

### BACKGROUND

#### 1. Field of the Invention

[0001] The present invention relates generally to processes and systems for separating a bio-distillate composition from a bio-oil. More specifically, the invention relates to the production of a renewable distillate including at least in part the bio- distillate composition.

#### 2. Description of the Related Art

[0002] With the rising costs and environmental concerns associated with fossil fuels, renewable energy sources have become increasingly important. The development of renewable fuel sources provides a means for reducing the dependence on fossil fuels. Accordingly, many different areas of renewable fuel research are currently being explored and developed.

[0003] With its low cost and wide availability, biomass has increasingly been emphasized as an ideal feedstock in renewable fuel research. Consequently, many different conversion processes have been developed that use biomass as a feedstock to produce useful biofuels and/or specialty chemicals. Existing biomass conversion processes include, for example, combustion, gasification, slow pyrolysis, fast pyrolysis, liquefaction, and enzymatic conversion. One of the useful products that may be derived from the aforementioned biomass conversion processes is a liquid product commonly referred to as "bio-oil." Bio-oil may be processed into transportation fuels, hydrocarbon chemicals, and/or specialty chemicals.

[0004] Despite recent advancements in biomass conversion processes, many of the existing biomass conversion processes produce low-quality bio-oils containing high amounts of oxygen which are difficult, if not impossible, to separate into various fractions. These bio-oils require extensive secondary upgrading in order to be utilized as transportation fuels and/or as fuel additives due to the high amounts of oxygen present in the bio-oil. Furthermore, these transportation fuels and/or fuel additives derived from bio-oil vary in quality depending on the original oxygen content of the bio-oil.

[0005] Accordingly, there is a need for an improved process and system for separating bio-oil into various fractions such as bio- distillate, and using such fractions as blend components of renewable fuels.

**SUMMARY OF THE INVENTION**

[0006] In one embodiment, the present invention is directed to a bio-distillate composition production process comprising (a) converting biomass in a conversion reactor containing a catalyst to thereby produce a conversion reactor effluent comprising vapor conversion products; (b) condensing at least portion of the vapor conversion products to thereby provide a bio-oil having a total oxygen content of less than about 15 weight percent; and (c) separating a bio-distillate composition from the bio-oil, wherein at least about 75 weight percent of the bio-distillate composition has a boiling point between about 180°C and about 380°C, and wherein the bio-distillate composition comprises at least about 50 or 40 weight percent oxygen-free hydrocarbons.

[0007] In another embodiment, the present invention is directed to a renewable distillate production process comprising: (a) separating a bio-oil into at least a bio-distillate composition, wherein at least about 75 weight percent of the bio-distillate composition has a boiling point between about 180°C and about 380°C, wherein the bio-oil has not previously been subjected to an oxygen-removing hydrotreatment step; and (b) combining at least a portion of the bio-distillate composition with a petroleum-derived-distillate-range stream, and a stabilizing additive having surfactant properties, to thereby produce a renewable distillate having a single clear phase, wherein the renewable distillate comprises the petroleum-derived-distillate-range stream in an amount of between about 5 weight percent and about 99 weight percent, the bio-distillate composition in an amount of at least about 0.5 weight percent, and the stabilizing additive in an amount between about 0.5 and about 25 weight percent.

[0008] In a further embodiment, the present invention is directed to a bio-distillate composition having a total oxygen content of less than about 15 weight percent, wherein at least about 75 weight percent of the bio-distillate composition has a boiling point between about 180°C and about 380°C, and the bio-distillate composition comprises at least about 50 or 40 weight percent oxygen-free hydrocarbons.

[0009] In a further embodiment, the present invention is directed to a renewable distillate composition comprising a petroleum-derived-distillate-range stream in an amount of between about 5 weight percent and about 99 weight percent, a bio-distillate composition in an amount of at least about 0.5 weight percent, and a stabilizing additive having surfactant properties in an amount between about 0.5 and about 25 weight percent.

## BRIEF DESCRIPTION OF THE FIGURES

[0010] FIG. 1 is a schematic diagram of a biomass conversion system according to one embodiment of the present invention.

## DETAILED DESCRIPTION

[0011] FIG. 1 depicts a biomass conversion system 10 that includes a means for separating bio-oil into various fractions or fuel additives and blending the bio-distillate composition with a petroleum-derived-distillate-range stream, as a blend stock or fuel additive, to form renewable distillate.

[0012] It should be understood that the biomass conversion system shown in FIG. 1 is just one example of a system within which the present invention can be embodied. The present invention may find application in a wide variety of other systems where it is desirable to efficiently and effectively separate bio-oil into renewable fuels and/or fuel additives. The exemplary biomass conversion system illustrated in FIG. 1 will now be described in detail.

[0013] The biomass conversion system 10 of FIG. 1 includes a biomass source 12 for supplying a biomass feedstock to be converted to bio-oil. The biomass source 12 can be, for example, a hopper, storage bin, railcar, over-the-road trailer, or any other device that may hold or store biomass. The biomass supplied by the biomass source 12 can be in the form of solid particles. The biomass particles can be fibrous biomass materials comprising cellulose. Examples of suitable cellulose-containing materials include algae, paper waste, and/or cotton linters. In one embodiment, the biomass particles can comprise a lignocellulosic material. Examples of suitable lignocellulosic materials include forestry waste such as wood chips, saw dust, pulping waste, and tree branches; agricultural waste such as corn stover, wheat straw, and bagasse; and/or energy crops such as eucalyptus, switch grass, and coppice.

[0014] As depicted in FIG. 1, the solid biomass particles from the biomass source 12 can be supplied to a biomass feed system 14. The biomass feed system 14 can be any system capable of feeding solid particulate biomass to a biomass conversion reactor 16. While in the biomass feed system 14, the biomass material may undergo a number of pretreatments to facilitate the subsequent conversion reactions. Such pretreatments may include drying, roasting, torrefaction, demineralization, steam explosion, mechanical agitation, and/or any combination thereof.

[0015] In one embodiment, it may be desirable to combine the biomass with a catalyst in the biomass feed system 14 prior to introducing the biomass into the biomass conversion reactor 16. Alternatively, the catalyst may be introduced directly into the biomass conversion

reactor 16. The catalyst may be fresh and/or regenerated catalyst. The catalyst can, for example, comprise a solid acid, such as a zeolite. Examples of suitable zeolites include ZSM-5, mordenite, beta, ferrierite, and zeolite-Y. Additionally, the catalyst may comprise a super acid. Examples of suitable super acids include sulfonated, phosphated, or fluorinated forms of zirconia, titania, alumina, silica-alumina, and/or clays. In another embodiment, the catalyst may comprise a solid base. Examples of suitable solid bases include metal oxides, metal hydroxides, and/or metal carbonates. In particular, the oxides, hydroxides, and carbonates of alkali metals, alkaline earth metals, transition metals, and/or rare earth metals are suitable. Other suitable solid bases are layered double hydroxides, mixed metal oxides, hydrotalcite, clays, and/or combinations thereof. In yet another embodiment, the catalyst can also comprise an alumina, such as alpha-alumina.

[0016] It should be noted that solid biomass materials generally contain minerals. It is recognized that some of these minerals, such as potassium carbonate, can have catalytic activity in the conversion of the biomass material.

[0017] The biomass feed system 14 introduces the biomass feedstock into a biomass conversion reactor 16. In the biomass conversion reactor 16, biomass is subjected to a conversion reaction that produces bio-oil. The biomass conversion reactor 16 can facilitate different chemical conversion reactions such as fast pyrolysis, slow pyrolysis, liquefaction, gasification, or enzymatic conversion. The biomass conversion reactor 16 can be, for example, a fluidized bed reactor, a cyclone reactor, an ablative reactor, or a riser reactor.

[0018] In one embodiment, the biomass conversion reactor 16 can be a riser reactor and the conversion reaction can be fast pyrolysis. More specifically, fast pyrolysis may include catalytic cracking. As used herein, "pyrolysis" refers to the thermochemical conversion of biomass caused by heating the feedstock in an atmosphere that is substantially free of oxygen. In one embodiment, pyrolysis is carried out in the presence of an inert gas, such as nitrogen, carbon dioxide, and/or steam. Alternatively, pyrolysis can be carried out in the presence of a reducing gas, such as hydrogen, carbon monoxide, non-condensable gases recycled from the biomass conversion process, and/or any combination thereof.

[0019] Fast pyrolysis is characterized by short residence times and rapid heating of the biomass feedstock. The residence times of the fast pyrolysis reaction can be, for example, less than 10 seconds, less than 5 seconds, or less than 2 seconds. Fast pyrolysis may occur at temperatures between 200 and 1,000°C, between 250 and 800°C, or between 300 and 600°C.

[0020] Referring again to FIG. 1, the conversion effluent 18 exiting the biomass conversion reactor 16 generally comprises gas, vapors, and solids. As used herein, the vapors

produced during the conversion reaction may interchangeably be referred to as “bio-oil,” which is the common name for the vapors when condensed into their liquid state. In one embodiment of the present invention, the conversion reaction carried out in the biomass conversion reactor 16 produces a bio-oil. Such bio-oil can have an oxygen content that is less than 15, 12, 10, or 8 percent by weight of the bio-oil. The oxygen content can also be greater than about 0.5, 1, 3, or 5 percent by weight of the bio-oil.

[0021] When fast pyrolysis is carried out in the biomass conversion reactor 16, the conversion effluent 18 generally comprises solid particles of char, ash, and/or spent catalyst. The conversion effluent 18 can be introduced into a solids separator 20. The solids separator 20 can be any conventional device capable of separating solids from gas and vapors such as, for example, a cyclone separator or a gas filter. The solids separator 20 removes a substantial portion of the solids (e.g., spent catalysts, char, and/or heat carrier solids) from the conversion effluent 18. The solid particles 22 recovered in the solids separator 20 can be introduced into a regenerator 24 for regeneration, typically by combustion. After regeneration, at least a portion of the hot regenerated solids can be introduced directly into the biomass conversion reactor 16 via line 26. Alternatively or additionally, the hot regenerated solids can be directed via line 28 to the biomass feed system 14 for combination with the biomass feedstock prior to introduction into the biomass conversion reactor 16.

[0022] The substantially solids-free fluid stream 30, also referred to as bio-oil, exiting the solids separator 20 can then be introduced into a fluids separator 32. In one embodiment, it is preferred that the bio-oil 30 entering the fluids separator 32 has not previously been subjected to a deoxygenation process such as, for example, hydrotreating. The fluids separator 32 can be any system capable of separating the bio-oil 30 into at least a light fraction 34, a bio-distillate fraction (composition) 36, and a heavy fraction 38. Suitable systems to be used as the fluids separator 32 include, for example, systems for affecting separation by fractional distillation, heated distillation, extraction, membrane separation, partial condensation, and/or non-heated distillation. In some cases, it may be preferred to employ heated distillation to affect separation, where such heated distillation raises the temperature of the bio-oil 30 above 100°C. As shown in FIG. 1, non-condensable gases 40 may be removed from the fluids separator 32 and, optionally, recycled via line 42 to the biomass conversion reactor 16 for use as a lift gas.

[0023] The light fraction 34 exiting fluids separator 32 can have a boiling range comparable to petroleum-derived gasoline. The bio-distillate composition 36 exiting fluids separator 32 can have a boiling range comparable to petroleum-derived distillates.

[0024] The boiling range of the bio-distillate composition 36 can be such that at least 75, 85, 95, or 100 weight percent of the bio-distillate composition 36 boils at a temperature between about 180°C and about 380°C, between about 190°C and about 370°C, or between about 205°C and about 355°C. The boiling range of the heavy fraction 38 can be such that at least 75, 85, 95, or 100 weight percent of the heavy fraction 38 boils at a temperature greater than 380°C, 370°C, or 355°C. The boiling range of the light fraction 34 can be such that at least 75, 85, 95, or 100 weight percent of the light fraction 34 boils at a temperature less than about 205°C, 190°C, or 180°C.

[0025] In one embodiment, at least 5, 15, 25, or 35 weight percent of the bio-oil 30 entering the fluids separator 32 is separated into the bio-distillate composition 36. In another embodiment at least 10, 20, or 30 weight percent of the bio-oil 30 entering the fluids separator 32 is separated into the light fraction 34, and less than 60 weight percent of the bio-oil 30 subjected to separation is separated into the heavy fraction 38.

#### Bio-distillate Fraction/Composition

[0026] The bio-distillate composition 36 can have an oxygen content that is less than 15, 12, 10, 8 and/or greater than about 0.5, 1, or 4 weight percent. The bio-distillate composition can comprise at least about 40 or 50 weight percent oxygen-free hydrocarbons, and can have less than about 1 or 0.5 weight percent carbonyls, and can have less than about 0.5 or 0.2 weight percent carboxylic acid.

[0027] The bio-distillate composition can have less than about 0.5 or less than about 0.2 weight percent aldehydes, and can further comprise between about 10 and about 40, or between about 20 and about 40 weight percent oxygen-and-carbon-containing compounds. The oxygen-and-carbon-containing compounds can be selected from the group consisting of phenolics, furans, ketones, aldehydes, and mixtures thereof.

[0028] The bio-distillate composition preferably has a copper corrosion test value of less than No. 3.

#### Renewable Distillate

[0029] As illustrated in FIG. 1, biomass production system 10 can be located near or connected by a transportation system with a petroleum-derived distillate source 44. Petroleum-derived distillate source 44 can be, for example, a petroleum refinery, a petroleum fuel storage facility, and/or a petroleum fuel transportation system.

[0030] A distillate blending system 46 can be used to combine a petroleum-derived distillate-range stream 48, which can have between 12 and 25 carbon atoms per molecule, from petroleum-derived distillate source 44 with at least a portion of the bio-distillate

composition 36 and a stabilizing additive 50 to thereby produce a renewable distillate composition 52 having a single clear phase.

[0031] The renewable distillate composition can comprise the petroleum-derived-distillate-range stream 48 in an amount of at least 5, 15, or 25 weight percent and/or at most 99, 98, or 96 weight percent; the bio-distillate composition 36 in an amount of at least 0.5, 2, 5, 25, or 60 weight percent, and the stabilizing additive having surfactant properties in an amount between about 0.5 and about 25 weight percent.

[0032] The stabilizing additive can comprise a material selected from the group consisting of: 1) a non-ionic block-copolymer having a Hydrophile-Lipophile Balance (HLB) of at most eight, seven, or six and/or at least two or three; 2) a non-ionic homopolymer having an HLB of at most eight, seven, or six and/or at least two or three, 3) a mixture of a non-ionic block-copolymer and a non-ionic homopolymer having an average HLB of at most eight, seven, or six and/or at least two or three; 4) a non-ionic surfactant having an HLB of at most eight, seven, or six and/or at least two or three, 5) a Fatty Acid Methyl Ester (FAME), or 6) a combination thereof. Examples of stabilizing additives include, but are not limited to, Hypermer series polymers, Brij series surfactants, Propylene Glycol Isostereate, Span series surfactants, Glycol Stearate, Sorbitan Sesquioleate, Glyceryl Stearate, Lecithin series surfactants, Sorbitan Oleate, Sorbitan Monostearate NF, Sorbitan Stearate, Sorbitan Iso stearate, Steareth-2, Oleth-2, Glyceryl Laurate, Ceteth-2, PEG series polymer surfactants, Dipolyhydroxystearate, Glyceryl Stearate SE, Methyl Glucose Sesquisteate, Atsurf series surfactants, and mixtures thereof.

[0033] Among other choices, the petroleum-derived-distillate-range stream can be selected from the group consisting of a regular distillate, low sulfur distillate, hydroprocessed light cycle oil, hydrotreated straight run gas oil, ultra low sulfur distillate, refinery processed middle distillate, or mixtures thereof.

[0034] In cases wherein the stabilizing additive which is used comprises non-ionic surfactant, non-ionic block-copolymer, or non-ionic homopolymer, or a mixture of non-ionic block-copolymer and the non-ionic homopolymer; for ease of processing it is preferred to either simultaneously or sequentially add the stabilizing additive and the bio-distillate composition to the petroleum-derived-distillate-range stream, thereby forming the renewable distillate.

[0035] In cases wherein the stabilizing additive comprises a FAME; it has been discovered that a significant operational advantage is achieved by combining the bio-distillate

composition with the stabilizing additive prior to combination of the two components with the petroleum-derived-distillate-range stream, thereby forming the renewable distillate.

## EXAMPLES

### Example 1

[0036] A low oxygen bio-oil was produced from the conversion of southern yellow pine wood particles by pyrolysis in the presence of a catalyst in a riser reactor operated at a reactor outlet temperature of about 650 °C. The resulting bio-oil had an oxygen content of about 12 weight percent, and was distilled to yield more than 25 weight percent of a bio-distillate composition boiling in the range of less than about 345 °C. The composition of the bio-distillate composition is shown below in Table 1.

TABLE 1

|                            | wt% in bio-distillate | <b>Oxygenates</b>    | wt% in bio-distillate |
|----------------------------|-----------------------|----------------------|-----------------------|
| <b>Cyclics / Aromatics</b> |                       | Alcohols             | 0.00                  |
| Cyclic dienes              | 0.00                  | Ethers               | 0.98                  |
| BTEX                       | 0.46                  | Carboxylic Acids     | 0.00                  |
| Other 1-Ring Aromatics     | 0.12                  | Aldehydes            | 0.00                  |
| Indanes / Indenes          | 6.45                  | Ketones              | 0.32                  |
| Naphthalenes               | 53.07                 | Phenols              | 7.96                  |
| 3-Ring                     | 2.60                  | Diols                | 7.72                  |
| 4-Ring                     | 0.00                  | Indenols             | 3.09                  |
|                            |                       |                      |                       |
| 5-Ring                     | 0.00                  | BenzoFurans          | 3.86                  |
| 6-Ring                     | 0.00                  | Naphthols            | 13.37                 |
| <b>Total</b>               | 62.70                 | Levogluosan          | 0.00                  |
| <b>Nitrogen Compounds</b>  |                       | <b>Total</b>         | 37.30                 |
| Indazoles                  | 0.00                  | <b>Total [0] (%)</b> | 11.21                 |

[0037] As can be seen from the data, the bio-distillate composition is of high quality, having a low oxygen content, undetectable carboxylic acids, and significant amounts of cyclic/aromatics.

### Example 2

[0038] A quantity of Hypermer B241 polymer was blended with commercially available Ultra Low Sulfur Diesel (ULSD) to form a first mixture, which was then combined with a quantity of the bio-distillate composition from Example 1 to form a renewable distillate blend containing 97 weight percent ULSD, 1 weight percent Hypermer B241, and 2 weight percent bio-distillate. Following mixing using an ultra sonic homogenizer, the renewable distillate blend was a single clear phase.

### Example 3

[0039] Different quantities of a FAME were blended with quantities of the bio-distillate composition from Example 1 to form mixtures, which were then combined with quantities of ULSD to form renewable distillate blends which were mixed with an ultra sonic homogenizer. Single clear phases were obtained for all of the blends shown in Table 2 below.

TABLE 2

| Bio-Distillate, wt. % | FAME, wt. % | ULSD, wt. % |
|-----------------------|-------------|-------------|
| 0.5                   | 0.5         | 99.0        |
| 1.0                   | 1.0         | 98.0        |
| 1.5                   | 1.5         | 97.0        |
| 2.0                   | 2.0         | 96.0        |
| 2.5                   | 2.5         | 95.0        |
| 18.8                  | 6.2         | 75.0        |
| 12.5                  | 12.5        | 75.0        |
| 20.0                  | 5.0         | 75.0        |
| 21.2                  | 3.8         | 75.0        |
| 25.0                  | 25.0        | 50.0        |
| 37.5                  | 12.5        | 50.0        |
| 40.0                  | 10.0        | 50.0        |
| 42.5                  | 7.5         | 50.0        |

|      |      |      |
|------|------|------|
| 45.0 | 5.0  | 50.0 |
| 47.5 | 2.5  | 50.0 |
| 60.0 | 15.0 | 25.0 |
| 63.7 | 11.3 | 25.0 |
| 67.5 | 7.5  | 25.0 |
| 71.2 | 3.8  | 25.0 |

#### Example 4

[0040] Quantities of the bio-distillate composition from Example 1 were blended with ULSD to form a blend of 2% bio-distillate (BD), using 1 wt% Hypermer B246 polymer material, with an HLB of 6; and to form another blend of 40% bio-distillate (BD) using 2.5 wt% FAME acquired from the company Houston Biodiesel located in Houston, TX. The ULSD and the various blends were tested for various properties/components. The results of such tests are reflected in Table 3 below. Table 3 also includes the specified values of those properties for two types of distillate petroleum products, diesel #2 S500 (D2 S500) and fuel oil #2 (FO#2). The resulting blends were observed to be clear and stable and the blends met the conventional distillate specifications.

TABLE 3

| Property   | Test Method | D2 S500 Specs | ULSD | 2% BD              | FO#2 Specs | 40% BD             |
|--|-------------|---------------|------|--------------------|------------|--------------------|
| <b>Kinematic viscosity, mm<sup>2</sup>/sec 40°C,</b><br>min            | D445        | 1.9           | 2.70 | 2.53               | 1.9        |                    |
| max  |             | 4.1           |      |                    | 3.4        |                    |
| <b>Density, (kg/m<sup>3</sup> @15°C), max</b>                          | D1298       |               |      |                    | 876        | 922                |
| <b>Ramsbottom carbon residue on 10% distillation residue, wt%, max</b> | D524        |               |      | 0.14               | 0.15       | 0.17               |
| <b>Flash Point, °C, min</b>  | D93         | 52            | 60   | 65                 | 38         | 71.6               |
| <b>Pour Point, °C, max</b>   |             |               |      | -27                | -6         | -21                |
| <b>Distillation, °C, v% recovered, T90</b><br>Min                      | D86         | 282           | 320  | 314                | 282        | 314                |
| Max  |             | 338           |      |                    | 338        |                    |
| <b>Water and Sediment, v %, max</b>                                    | D2709       | 0.05          | 0    | 0                  | 0.05       | 0                  |
| <b>Ash wt%, max</b>  | D482        | 0.01          |      | < 10 <sup>-3</sup> |            | < 10 <sup>-3</sup> |
| <b>Copper Strip Corrosion, max</b>                                     | D130        | No. 3         |      | No. 1              | No. 3      | No. 1              |
| <b>Sulfur, ppm</b>   | D97         | 500           | 0.05 |                    | 1000       | 25                 |
| <b>Cetane number: one of the following:</b>                            | D613        | 40            | 44.5 |                    |            |                    |

|            |  |       |     |                   |      |      |
|------------|--|-------|-----|-------------------|------|------|
| <b>(A)</b> | <b>Cetane Index, min.</b>                  |       |     |                   |      |      |
|            | <b>OR</b>                                  |       |     |                   |      |      |
| <b>(B)</b> | <b>(1) Cetane Index, min.</b>              | D 76  | 40  | 46.3              | 45   |      |
|            | <b>(2) Aromaticity, % vol, max</b>         | D1319 | 35  | 28.2              | 25.2 | 28.5 |
|            | <b>Lubricity, HFRR @ 60°C, micron, max</b> | D6079 | 520 | 260               | 260  |      |
|            | <b>Conductivity, pS/m, max</b>             | D2624 | 25  | ~10 <sup>-4</sup> | <1   |      |
|            | <b>Other properties</b>                    |       |     |                   |      |      |
|            | Relative Density @ 60/60°F                 |       |     |                   |      | 923  |
|            | PNA Aromatics                              | D1319 |     | 28.2              |      | 28.5 |
|            | Olefins                                    |       |     | 2.2               |      | 1.8  |
|            | Parafins                                   |       |     | 69.6              |      | 69.7 |

[0041] As can be seen from Table 3 above, the properties of the renewable distillate made by blending bio-distillate, Additive and ULSD fall within the specifications for distillate fuels. The renewable distillate containing 2 wt% biodiesel met specifications for Diesel #2-S500, while the renewable distillate containing 40% biodiesel met Fuel Oil #2 specifications (other than density and Ramsbottom carbon for the 40% BD blend).

[0042] The preferred forms of the invention described above are to be used as illustration only, and should not be used in a limiting sense to interpret the scope of the present invention. Modifications to the exemplary embodiments, set forth above, could be readily made by those skilled in the art without departing from the spirit of the present invention.

[0043] It is the inventors' intent to rely on the Doctrine of Equivalents to determine and assess the reasonably fair scope of the present invention as it pertains to any processes and systems not materially departing from but outside the literal scope of the invention as set forth in the following claims.

What is claimed is:

1. A process for producing a bio-distillate composition, said process comprising:
  - (a) converting biomass in a conversion reactor containing a catalyst to thereby produce a conversion reactor effluent comprising vapor conversion products;
  - (b) condensing at least a portion of said vapor conversion products to thereby provide a bio-oil having a total oxygen content of less than about 15 weight percent; and
  - (c) separating a bio-distillate composition from said bio-oil, wherein at least about 75 weight percent of said bio-distillate composition has a boiling point between about 180°C and about 380°C, and wherein said bio-distillate composition comprises at least about 50 weight percent oxygen-free hydrocarbons.
2. The process of claim 1 wherein said bio-distillate composition has a total oxygen content of less than about 15 weight percent, has less than about 1 weight percent carbonyls, and has less than about 0.5 weight percent carboxylic acid.
3. The process of claim 2 wherein said bio-distillate composition has less than about 0.5 weight percent aldehydes, and further comprises between about 10 and about 40 weight percent oxygen-and-carbon-containing compounds, wherein said oxygen-and-carbon-containing compounds are selected from the group consisting of phenolics, furans, ketones, aldehydes, and mixtures thereof.
4. The process of claim 1 wherein at least about 5 weight percent of said bio-oil subjected to said separating of step (c) is separated into said bio-distillate composition.
5. The process of claim 1 wherein said separating of step (c) is accomplished by fractional distillation.
6. The process of claim 1 wherein said bio-oil is not subjected to additional deoxygenation between said converting of step (a) and said separating of step (c).
7. A process for producing a renewable distillate, said process comprising:

(a) separating a bio-oil into at least a bio-distillate composition, wherein at least about 75 weight percent of said bio-distillate composition has a boiling point between about 180°C and about 380°C, wherein said bio-oil has not previously been subjected to an oxygen-removing hydrotreatment step; and

(b) combining at least a portion of said bio-distillate composition with a petroleum-derived- distillate-range stream, and a stabilizing additive having surfactant properties, to thereby produce a renewable distillate having a single clear phase, wherein said renewable distillate comprises said petroleum-derived-distillate-range stream in an amount of between about 5 weight percent and about 99 weight percent, said bio-distillate composition in an amount of at least about 0.5 weight percent, and said stabilizing additive in an amount between about 0.5 and about 25 weight percent.

8. The process of claim 7 wherein said stabilizing additive comprises a material selected from the group consisting of: 1) a non-ionic block-copolymer having a Hydrophile-Lipophile Balance (HLB) of at most eight; 2) a non-ionic homopolymer having an HLB of at most eight, 3) a mixture of a non-ionic block-copolymer and a non-ionic homopolymer having an average HLB of at most eight; 4) a non-ionic surfactant having an average HLB of at most eight 5) a Fatty Acid Methyl Ester (FAME), or 6) a combination thereof.

9. The process of claim 8 wherein the HLB values of said non-ionic block-copolymer, said non-ionic homopolymer, said mixture of said non-ionic block-copolymer and said non-ionic homopolymer and said non-ionic surfactant are at least two.

10. The process of claim 7 wherein said stabilizing additive is FAME.

11. The process of claim 10 wherein said renewable distillate comprises said bio-distillate composition in an amount of at least about 5 weight percent.

12. The process of claim 7 wherein said petroleum-derived-distillate-range stream is selected from the group consisting of regular distillate, low sulfur distillate, hydroprocessed light cycle oil, hydrotreated straight run gas oil, ultra low sulfur distillate, refinery processed middle distillate, or mixtures thereof.

13. The process of claim 7 wherein said petroleum-derived-distillate-range stream comprises hydrocarbons having between 12 and 25 carbon atoms per molecule.

14. The process of claim 8 wherein said stabilizing additive comprises said non-ionic block-copolymer, or said non-ionic homopolymer, or said non-ionic surfactant, or mixtures thereof; and wherein said stabilizing additive and said bio-distillate composition are either simultaneously or sequentially added to said petroleum-derived-distillate-range stream, thereby forming said renewable distillate.

15. The process of claim 8 wherein said stabilizing additive comprises said FAME; and wherein said bio-distillate composition is combined with said stabilizing additive prior to combination with said petroleum-derived-distillate-range stream, thereby forming said renewable distillate.

16. The process of claim 7 wherein at least 5 weight percent of said bio-oil subjected to said separating of step (a) is separated into said bio-distillate composition.

17. The process of claim 7 wherein said separating of step (a) is accomplished by fractional distillation.

18. The process of claim 7 wherein said bio-oil results from the thermochemical conversion of biomass in the presence of a catalyst.

19. The process of claim 7 wherein said bio-oil has a total oxygen content of less than about 15 weight percent.

20. A bio-distillate composition having a total oxygen content of less than about 15 weight percent, wherein at least about 75 weight percent of said bio-distillate composition has a boiling point between about 180°C and about 380°C, and said bio-distillate composition comprises at least about 50 weight percent oxygen-free hydrocarbons.

21. The bio-distillate composition of claim 20 wherein said bio-distillate composition has less than about 1 weight percent carbonyls, and has less than about 0.5 weight percent carboxylic acid.

22. The bio-distillate composition of claim 21 wherein said bio-distillate composition has less than about 0.5 weight percent aldehydes, and further comprises between about 10

and about 40 weight percent oxygen-and-carbon-containing compounds, wherein said oxygen-and-carbon-containing compounds are selected from the group consisting of phenolics, furans, ketones, aldehydes, and mixtures thereof.

23. The bio-distillate composition of claim 20 wherein said bio-distillate composition is derived from lignocellulosic biomass.

24. A renewable distillate composition comprising a petroleum-derived-distillate-range stream in an amount of between about 5 weight percent and about 99 weight percent, a bio-distillate composition in an amount of at least about 0.5 weight percent, and a stabilizing additive having surfactant properties in an amount between about 0.5 and about 25 weight percent.

25. The renewable distillate composition of claim 24 wherein said bio-distillate composition is separated from a bio-oil, wherein at least about 75 weight percent of said bio-distillate composition has a boiling point between about 180°C and about 380°C, and wherein said bio-oil has not previously been subjected to an oxygen-removing hydrotreatment step prior to separation of said bio-distillate composition.

26. The renewable distillate composition of claim 24 wherein said stabilizing additive comprises a material selected from the group consisting of: 1) a non-ionic block-copolymer having an HLB of at most eight; 2) a non-ionic homopolymer having an HLB of at most eight, 3) a mixture of a non-ionic block-copolymer and a non-ionic homopolymer having an average HLB of at most eight; 4) a non-ionic surfactant having an average HLB of at most eight 5) a FAME, or 6) a combination thereof.

27. The renewable distillate composition of claim 26 wherein the HLB values of said non-ionic block-copolymer, said non-ionic homopolymer, said mixture of said non-ionic block-copolymer and said non-ionic homopolymer, and said non-ionic surfactant are at least two.

28. The renewable distillate composition of claim 26 wherein said stabilizing additive is FAME.

29. The renewable distillate composition of claim 28 wherein said renewable distillate composition comprises said bio-distillate composition in an amount of at least about 25 weight percent.

30. The renewable distillate composition of claim 28 wherein said renewable distillate composition comprises said bio-distillate composition in an amount of at least about 0.5 weight percent.

31. The renewable distillate composition of claim 24 wherein said petroleum-derived-distillate-range stream is selected from the group consisting of regular distillate, low sulfur distillate, hydroprocessed light cycle oil, hydrotreated straight run gas oil, ultra low sulfur distillate, refinery processed middle distillate, or mixtures thereof.

32. The renewable distillate composition of claim 24 wherein said petroleum-derived-distillate-range stream comprises hydrocarbons having between 12 and 25 carbon atoms per molecule.

33. The renewable distillate composition of claim 25 wherein said bio-oil results from the thermochemical conversion of biomass in the presence of a catalyst.

34. The bio-distillate composition of claim 22 wherein said bio-distillate composition is derived from a lignocellulosic biomass.

35. The renewable distillate composition of claim 25 wherein said stabilizing additive comprises a material selected from the group consisting of: 1) a non-ionic block-copolymer having an HLB of at most eight; 2) a non-ionic homopolymer having an HLB of at most eight, 3) a mixture of a non-ionic block-copolymer and a non-ionic homopolymer having an average HLB of at most eight; 4) a non-ionic surfactant having an average HLB of at most eight 5) a FAME, or 6) a combination thereof.

36. The renewable distillate composition of claim 35 wherein said petroleum-derived-distillate-range stream is selected from the group consisting of regular distillate, low sulfur distillate, hydroprocessed light cycle oil, hydrotreated straight run gas oil, ultra low sulfur distillate, refinery processed middle distillate, or mixtures thereof.

37. The renewable distillate composition of claim 36 wherein the HLB values of said non-ionic block-copolymer, said non-ionic homopolymer, said mixture of said non-ionic block-copolymer and said non-ionic homopolymer, and said non-ionic surfactant are at least two.

38. The renewable distillate composition of claim 37 wherein said renewable distillate composition comprises said bio-distillate composition in an amount of at least about 25 weight percent.

39. A renewable distillate composition comprising:

a petroleum-derived-distillate-range stream in an amount of between about 5 weight percent and about 99 weight percent, wherein said petroleum-derived-distillate-range stream comprises hydrocarbons having between 12 and 25 carbon atoms per molecule;

a bio-distillate composition in an amount of at least about 25 weight percent, wherein at least about 75 weight percent of said bio-distillate composition has a boiling point between about 180°C and about 380°C, wherein said bio-distillate composition is separated from a bio-oil, and wherein said bio-oil results from the thermochemical conversion of biomass in the presence of a catalyst and has not previously been subjected to an oxygen-removing hydrotreatment step prior to separation of said bio-distillate composition; and

a FAME stabilizing additive having surfactant properties in an amount between about 0.5 and about 25 weight percent.

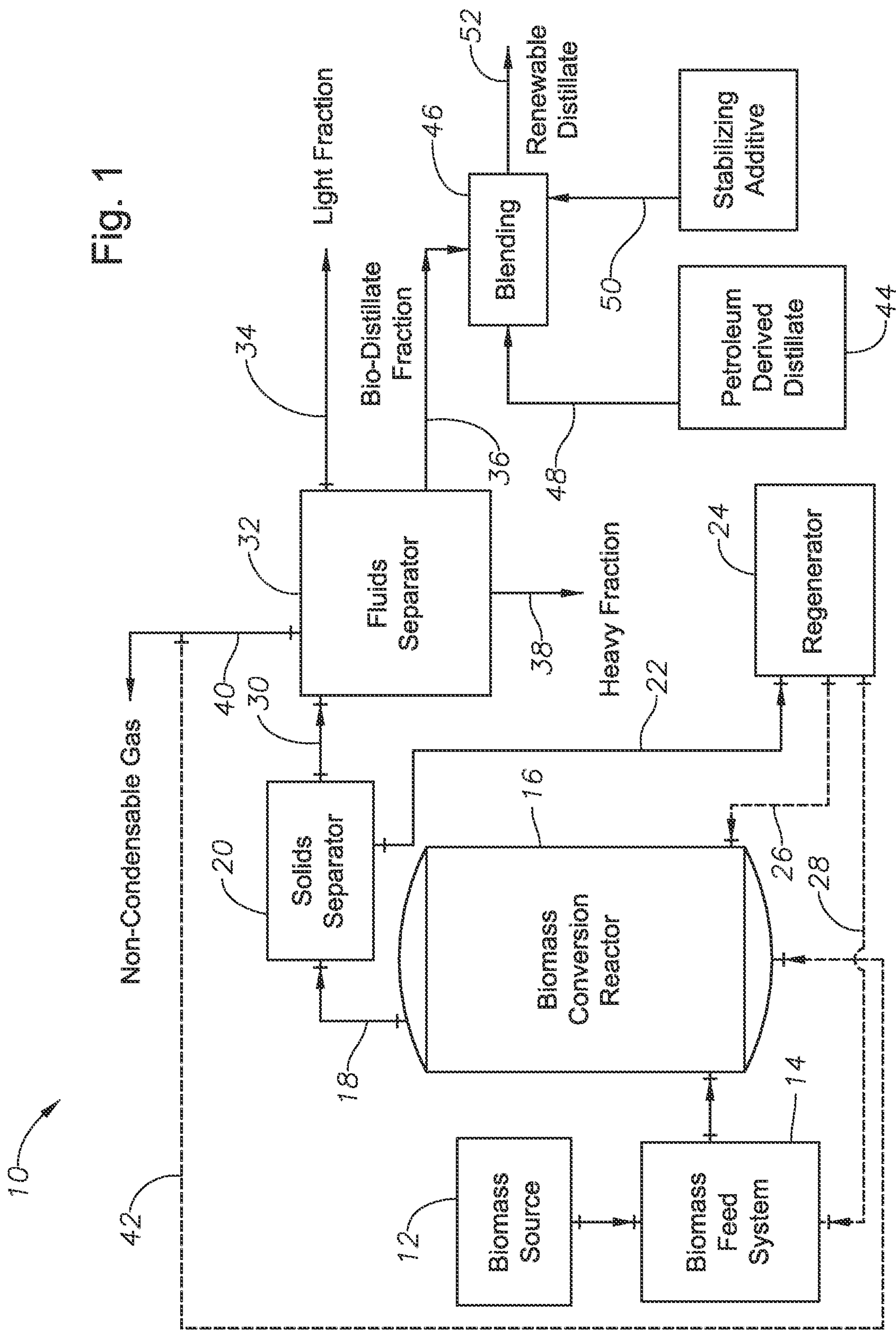


Fig. 1

Fig. 1

