Innovation, Sciences et Développement économique Canada
Office de la Propriété Intellectuelle du Canada

Innovation, Science and Economic Development Canada
Canadian Intellectual Property Office

CA 3013417 A1 2017/08/10

(21) 3 013 417

(12) DEMANDE DE BREVET CANADIEN
CANADIAN PATENT APPLICATION

(13) A1

(86) Date de dépôt PCT/PCT Filing Date: 2017/02/02
(87) Date publication PCT/PCT Publication Date: 2017/08/10
(85) Entrée phase nationale/National Entry: 2018/08/01
(86) N° demande PCT/PCT Application No.: IB 2017/050568
(87) N° publication PCT/PCT Publication No.: 2017/134596
(30) Priorité/Priority: 2016/02/04 (US62/291,298)

(51) Cl.Int./Int.Cl. *C07J 63/00* (2006.01), *A61K 31/56* (2006.01), *A61K 31/575* (2006.01), *A61K 31/58* (2006.01), *A61P 31/18* (2006.01), *C12N 9/50* (2006.01)

(71) Demandeur/Applicant:
VIIV HEALTHCARE UK (NO.5) LIMITED, GB

(72) Inventeurs/Inventors:
CHEN, JIE, US;
CHEN, YAN, US;
DICKER, IRA B., US;
HARTZ, RICHARD A, US;
MEANWELL, NICHOLAS A, US;
NOWICKA-SANS, BEATA, US;

(54) Titre : TRITERPENOIDES MODIFIES EN C-3 ET C-17 UTILISES COMME INHIBITEURS DU VIH-1
(54) Title: C-3 AND C-17 MODIFIED TRITERPENOIDS AS HIV-1 INHIBITORS

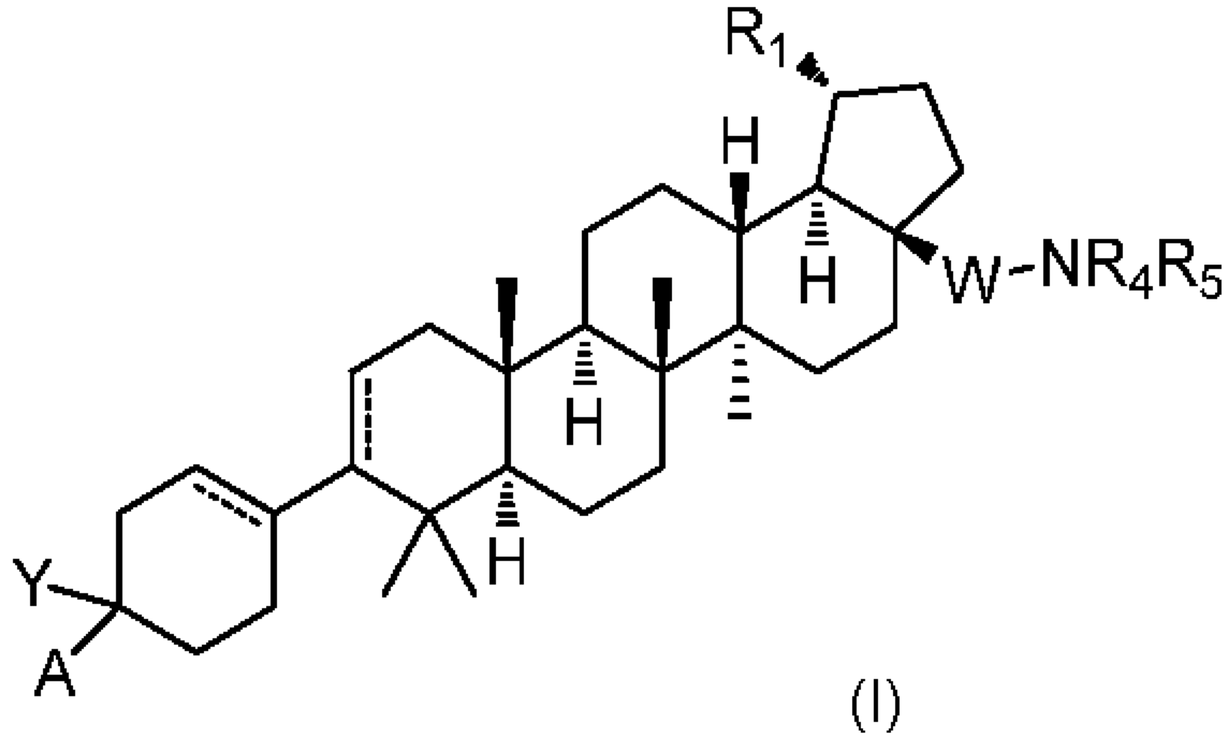

(I)

(57) Abrégé/Abstract:
Compounds having drug and bio-affecting properties, their pharmaceutical compositions and methods of use are set forth. In particular, betulinic acid derivatives that possess unique antiviral activity are provided as HIV maturation inhibitors, as represented by compounds of Formula (I). These compounds are useful for the treatment of HIV and AIDS.

(21) 3 013 417

(13) A1

(72) Inventeurs(suite)/Inventors(continued): REGUEIRO-REN, ALICIA, US; SIT, SING-YUEN, US; SIN, NY, US; SWIDORSKI, JACOB, US; VENABLES, BRIAN LEE, US

(74) Agent: NORTON ROSE FULBRIGHT CANADA LLP/S.E.N.C.R.L., S.R.L.

(12) INTERNATIONAL APPLICATION PUBLISHED UNDER THE PATENT COOPERATION TREATY (PCT)

(19) World Intellectual Property Organization
International Bureau

(43) International Publication Date
10 August 2017 (10.08.2017)

WIPO | PCT

(10) International Publication Number
WO 2017/134596 A1

(51) **International Patent Classification**:
C07J 63/00 (2006.01) ***A61K 31/56*** (2006.01)
C12N 9/50 (2006.01) ***A61K 31/58*** (2006.01)
A61K 31/575 (2006.01) ***A61P 31/18*** (2006.01)

(21) **International Application Number**:
PCT/IB2017/050568

(22) **International Filing Date**:
2 February 2017 (02.02.2017)

(25) **Filing Language**: English

(26) **Publication Language**: English

(30) **Priority Data**:
62/291,298 4 February 2016 (04.02.2016) US

(71) **Applicant**: **VIIV HEALTHCARE UK (NO.5) LIMITED** [GB/GB]; 980 Great West Road, Brentford Middlesex TW89GS (GB).

(72) **Inventors**: **CHEN, Jie**; 5 Research Parkway, Wallingford, Connecticut 06492 (US). **CHEN, Yan**; 5 Research Parkway, Wallingford, Connecticut 06492 (US). **DICKER, Ira B.**; 5 Research Parkway, Wallingford, Connecticut 06492 (US). **HARTZ, Richard A**; 5 Research Parkway, Wallingford, Connecticut 06492 (US). **MEANWELL, Nicholas A**; 5 Research Parkway, Wallingford, Connecticut 06492 (US).

(72) **Inventor**: **NOWICKA-SANS, Beata** *(deceased)*.

(72) **Inventors**: **REGUEIRO-REN, Alicia**; 5 Research Parkway, Wallingford, Connecticut 06492 (US). **SIT, Sing-Yuen**; 5 Research Parkway, Wallingford, Connecticut 06492 (US). **SIN, Ny**; 5 Research Parkway, Wallingford, Connecticut 06492 (US). **SWIDORSKI, Jacob**; 5 Research Parkway, Wallingford, Connecticut 06492 (US). **VENABLES, Brian Lee**; 5 Research Parkway, Wallingford, Connecticut 06492 (US).

(81) **Designated States** *(unless otherwise indicated, for every kind of national protection available)*: AE, AG, AL, AM, AO, AT, AU, AZ, BA, BB, BG, BH, BN, BR, BW, BY, BZ, CA, CH, CL, CN, CO, CR, CU, CZ, DE, DJ, DK, DM, DO, DZ, EC, EE, EG, ES, FI, GB, GD, GE, GH, GM, GT, HN, HR, HU, ID, IL, IN, IR, IS, JP, KE, KG, KH, KN, KP, KR, KW, KZ, LA, LC, LK, LR, LS, LU, LY, MA, MD, ME, MG, MK, MN, MW, MX, MY, MZ, NA, NG, NI, NO, NZ, OM, PA, PE, PG, PH, PL, PT, QA, RO, RS, RU, RW, SA, SC, SD, SE, SG, SK, SL, SM, ST, SV, SY, TH, TJ, TM, TN, TR, TT, TZ, UA, UG, US, UZ, VC, VN, ZA, ZM, ZW.

(84) **Designated States** *(unless otherwise indicated, for every kind of regional protection available)*: ARIPO (BW, GH, GM, KE, LR, LS, MW, MZ, NA, RW, SD, SL, ST, SZ, TZ, UG, ZM, ZW), Eurasian (AM, AZ, BY, KG, KZ, RU, TJ, TM), European (AL, AT, BE, BG, CH, CY, CZ, DE, DK, EE, ES, FI, FR, GB, GR, HR, HU, IE, IS, IT, LT, LU, LV, MC, MK, MT, NL, NO, PL, PT, RO, RS, SE, SI, SK, SM, TR), OAPI (BF, BJ, CF, CG, CI, CM, GA, GN, GQ, GW, KM, ML, MR, NE, SN, TD, TG).

Declarations under Rule 4.17:

— *as to applicant's entitlement to apply for and be granted a patent (Rule 4.17(ii))*

— *as to the applicant's entitlement to claim the priority of the earlier application (Rule 4.17(iii))*

Published:

— *with international search report (Art. 21(3))*

— *before the expiration of the time limit for amending the claims and to be republished in the event of receipt of amendments (Rule 48.2(h))*

(54) **Title**: C-3 AND C-17 MODIFIED TRITERPENOIDS AS HIV-1 INHIBITORS

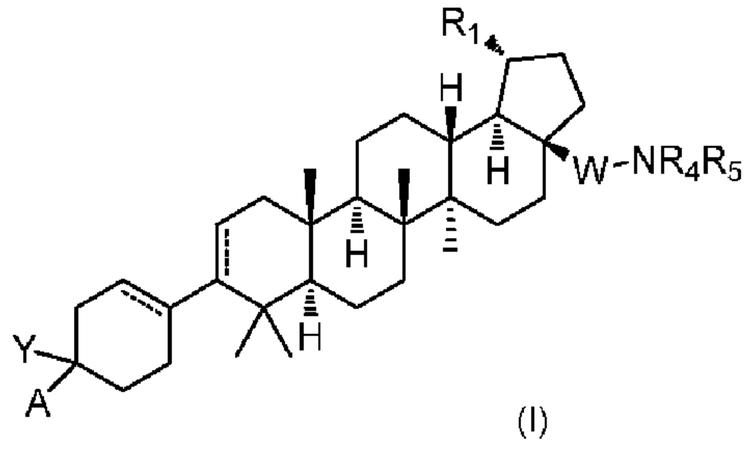

(I)

(57) **Abstract**: Compounds having drug and bio-affecting properties, their pharmaceutical compositions and methods of use are set forth. In particular, betulinic acid derivatives that possess unique antiviral activity are provided as HIV maturation inhibitors, as rep - resented by compounds of Formula (I). These compounds are useful for the treatment of HIV and AIDS.

WO 2017/134596 A1

C-3 AND C-17 MODIFIED TRITERPENOIDS AS HIV-1 INHIBITORS

FIELD OF THE INVENTION

The present invention relates to novel compounds useful against HIV and, more particularly, to compounds derived from betulinic acid and other compounds which are useful as HIV maturation inhibitors, and to pharmaceutical compositions containing same, as well as to methods for their preparation.

BACKGROUND OF THE INVENTION

HIV-1 (human immunodeficiency virus -1) infection remains a major medical problem, with an estimated 45-50 million people infected worldwide at the end of 2010. The number of cases of HIV and AIDS (acquired immunodeficiency syndrome) has risen rapidly. In 2005, approximately 5.0 million new infections were reported, and 3.1 million people died from AIDS. Currently available drugs for the treatment of HIV include nucleoside reverse transcriptase (RT) inhibitors or approved single pill combinations: zidovudine (or AZT or RETROVIR®), didanosine (or VIDEX®), stavudine (or ZERIT®), lamivudine (or 3TC or EPIVIR®), zalcitabine (or DDC or HIVID®), abacavir succinate (or ZIAGEN®), tenofovir disoproxil fumarate salt (or VIREAD®), emtricitabine (or FTC- EMTRIVA®), COMBIVIR® (contains -3TC plus AZT), TRIZIVIR® (contains abacavir, lamivudine, and zidovudine), EPZICOM® (contains abacavir and lamivudine), TRUVADA® (contains VIREAD® and EMTRIVA®); non-nucleoside reverse transcriptase inhibitors: nevirapine (or VIRAMUNE®), delavirdine (or RESCRIPTOR®) and efavirenz (or SUSTIVA®), ATRIPLA® (TRUVADA® + SUSTIVA®), and etravirine, and peptidomimetic protease inhibitors or approved formulations: saquinavir, indinavir, ritonavir, nelfinavir, amprenavir, lopinavir, KALETRA®(lopinavir and Ritonavir), darunavir, atazanavir (REYATAZ®) and tipranavir (APTIVUS®) and cobicistat, and integrase inhibitors such as raltegravir (ISENTRESS®), and entry inhibitors such as enfuvirtide (T-20) (FUZEON®) and maraviroc (SELZENTRY®).

Each of these drugs can only transiently restrain viral replication if used alone. However, when used in combination, these drugs have a profound effect on viremia and disease progression. In fact, significant reductions in death rates among AIDS patients have been recently documented as a consequence of the widespread application of combination therapy. However, despite these impressive results, 30 to 50% of patients may ultimately fail combination drug therapies. Insufficient drug potency, non-compliance, restricted tissue penetration and drug-specific limitations within certain cell types (e.g. most nucleoside analogs cannot be phosphorylated in resting cells) may account for the incomplete suppression of sensitive viruses. Furthermore, the high replication rate and rapid turnover of HIV-1 combined with the frequent incorporation of mutations, leads to the appearance of drug-resistant variants and treatment failures when sub-optimal drug concentrations are present. Therefore, novel anti-HIV agents exhibiting distinct resistance patterns, and favorable pharmacokinetic as well as safety profiles are needed to provide more treatment options. Improved HIV fusion inhibitors and HIV entry coreceptor antagonists are two examples of new classes of anti-HIV agents further being studied by a number of investigators.

HIV attachment inhibitors are a further subclass of antiviral compounds that bind to the HIV surface glycoprotein gp120, and interfere with the interaction between the surface protein gp120 and the host cell receptor CD4. Thus, they prevent HIV from attaching to the human CD4 T-cell, and block HIV replication in the first stage of the HIV life cycle. The properties of HIV attachment inhibitors have been improved in an effort to obtain compounds with maximized utility and efficacy as antiviral agents. In particular, U.S. Patent Nos. 7,354,924 and U.S. 7,745,625 are illustrative of HIV attachment inhibitors.

Another emerging class of compounds for the treatment of HIV are called HIV maturation inhibitors. Maturation is the last of as many as 10 or more steps in HIV replication or the HIV life cycle, in which HIV becomes infectious as a consequence of several HIV protease-mediated cleavage events in the gag protein that ultimately results in release of the capsid (CA) protein. Maturation inhibitors prevent the HIV capsid from properly assembling and maturing, from forming a protective outer coat, or from emerging

from human cells. Instead, non-infectious viruses are produced, preventing subsequent cycles of HIV infection.

Certain derivatives of betulinic acid have now been shown to exhibit potent anti-HIV activity as HIV maturation inhibitors. For example, US 7,365,221 discloses monoacylated betulin and dihydrobetuline derivatives, and their use as anti-HIV agents. As discussed in the '221 reference, esterification of betulinic acid (1) with certain substituted acyl groups, such as 3',3'-dimethylglutaryl and 3',3'-dimethylsuccinyl groups produced derivatives having enhanced activity (Kashiwada, Y., et al., J. Med. Chem. 39:1016-1017 (1996)). Acylated betulinic acid and dihydrobetulinic acid derivatives that are potent anti-HIV agents are also described in U.S. Pat. No. 5,679,828. Esterification of the hydroxyl in the 3 carbon of betulin with succinic acid also produced a compound capable of inhibiting HIV-1 activity (Pokrovskii, A. G., et al., "Synthesis of derivatives of plant triterpenes and study of their antiviral and immunostimulating activity," Khimiya y Interesakh Ustoichivogo Razvitiya, Vol. 9, No. 3, pp. 485-491 (2001) (English abstract).

Other references to the use of treating HIV infection with compounds derived from betulinic acid include US 2005/0239748 and US 2008/0207573, as well as WO2006/053255, WO2009/100532 and WO2011/007230.

One HIV maturation compound that has been in development has been identified as Bevirimat or PA-457, with the chemical formula of $C_{36}H_{56}O_6$ and the IUPAC name of 3β-(3-carboxy-3-methyl-butanoyloxy) lup-20(29)-en-28-oic acid.

Reference is also made herein to the applications by Bristol-Myers Squibb entitled "MODIFIED C-3 BETULINIC ACID DERIVATIVES AS HIV MATURATION INHIBITORS" USSN 13/151,706 filed on June 2, 2011 (now U.S. 8,754,068) and "C-28 AMIDES OF MODIFIED C-3 BETULINIC ACID DERIVATIVES AS HIV MATURATION INHIBITORS" USSN 13/151,722, filed on June 2, 2011 (now U.S. 8,802,661). Reference is also made to the application entitled "C-28 AMINES OF C-3 MODIFIED BETULINIC ACID DERIVATIVES AS HIV MATURATION INHIBITORS" USSN 13/359,680, filed on January 27, 2012 (now U.S. 8,748,415). In addition, reference is made to the application entitled "C-17 AND C-3 MODIFIED

TRITERPENOIDS WITH HIV MATURATION INHIBITORY ACTIVITY" USSN 13/359,727 filed on January 27, 2012 (now U.S. 8,846,647). Further reference is also made to the application "C-3 CYCLOALKENYL TRITERPENOIDS WITH HIV MATURATION INHIBITORY ACTIVITY" filed USSN 13/760,726 on February 6, 2013 (now U.S. 8,906,889), as well as to the application entitled "TRITERPENOIDS WITH HIV MATURATION INHIBITORY ACTIVITY" USSN 14/682,179 filed on April 9, 2015.

What is now needed in the art are new compounds which are useful as HIV maturation inhibitors, as well as new pharmaceutical compositions containing these compounds. In particular, new compounds are needed that will be effective against emerging genotypic HIV mutants.

SUMMARY OF THE INVENTION

The present invention provides compounds of Formula I below, including pharmaceutically acceptable salts thereof, their pharmaceutical formulations, and their use in patients suffering from or susceptible to a virus such as HIV. The compounds of Formula I are effective antiviral agents, particularly as inhibitors of HIV. They are useful for the treatment of HIV and AIDS.

One embodiment of the present invention is directed to a compound of Formula I, including pharmaceutically acceptable salts thereof:

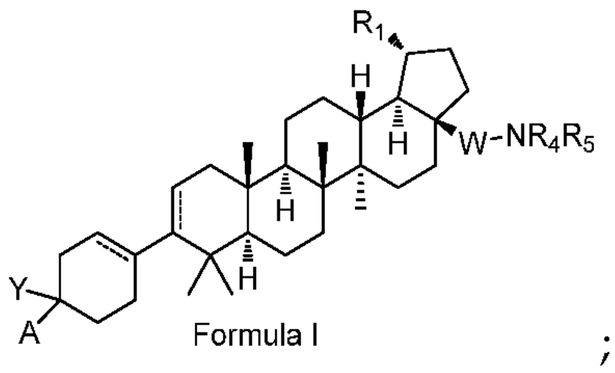

Formula I ;

wherein R_1 is isopropenyl or isopropyl;

A is -C_{1-6} alkyl-OR_0;

wherein R_0 is heteroaryl-Q_0;

Q_0 is selected from the group of -H, -CN, -C_{1-6} alkyl, -COOH, -Ph, -OC_{1-6} alkyl, -halo, -CF_3,

Y is selected from the group of -$COOR_2$, -$C(O)NR_2SO_2R_3$, -$C(O)NHSO_2NR_2R_2$, -$SO_2NR_2C(O)R_2$, -tetrazole, and -CONHOH;

R_2 is -H, -C_{1-6} alkyl, -alkylsubstituted C_{1-6} alkyl or-arylsubstituted C_{1-6} alkyl;

W is absent, or is -CH_2- or -CO-;

R_3 is –H, -C_{1-6} alkyl or -alkylsubstituted C_{1-6} alkyl;

R_4 is selected from the group of -H, -C_{1-6} alkyl, -C_{1-6} alkyl-C_{3-6} cycloalkyl, -C_{1-6} substituted -C_{1-6} alkyl, -C_{1-6} alkyl-Q_1, -C_{1-6} alkyl-C_{3-6} cycloalkyl-Q_1, aryl, heteroaryl, substituted heteroaryl, -COR_6, -SO_2R_7, -$SO_2NR_2R_2$, and

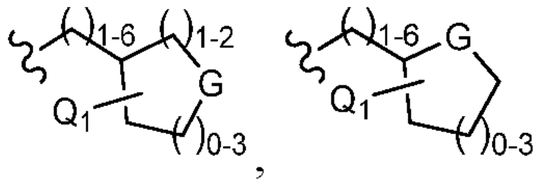

wherein G is selected from the group of –O-, -SO_2- and -NR_{12}-;

wherein Q_1 is selected from the group of -C_{1-6} alkyl, - C_{1-6} fluoroalkyl, heteroaryl, substituted heteroaryl, halogen, -CF_3, -OR_2, -$COOR_2$, -NR_8R_9, -$CONR_8R_9$ and -SO_2R_7;

R_5 is selected from the group of -H, -C_{1-6} alkyl, -C_{3-6} cycloalkyl, -C_{1-6} alkylsubstituted alkyl, -C_{1-6} alkyl-NR_8R_9, -COR_3, -SO_2R_7 and -$SO_2NR_2R_2$;

with the proviso that R_4 or R_5 is not -COR_6 when W is -CO-;

with the further proviso that only one of R_4 or R_5 is selected from the group of -COR_6, -$COCOR_6$,-SO_2R_7 and -$SO_2NR_2R_2$;

R_6 is selected from the group of -H, -C_{1-6} alkyl, -C_{1-6} alkyl-substituted alkyl, -C_{3-6} cycloalkyl, -C_{3-6} substitutedcycloalkyl-Q_2, -C_{1-6} alkyl-Q_2, -C_{1-6} alkyl-substitutedalkyl-Q_2, -C_{3-6} cycloalkyl-Q_2, aryl-Q_2, -$NR_{13}R_{14}$, and -OR_{15};

wherein Q_2 is selected from the group of aryl, heteroaryl, substituted heteroaryl, -OR_2, -$COOR_2$, -NR_8R_9, SO_2R_7, -$CONHSO_2R_3$, and -$CONHSO_2NR_2R_2$;

R_7 is selected from the group of –H, -C_{1-6} alkyl, -C_{1-6} substituted alkyl, -C_{3-6} cycloalkyl, -CF_3, aryl, and heteroaryl;

R_8 and R_9 are independently selected from the group of -H, -C_{1-6} alkyl, -C_{1-6} substituted alkyl, aryl, heteroaryl, substituted aryl, substituted heteroaryl, -C_{1-6} alkyl-Q_2, and -$COOR_3$, or R_8 and R_9 are taken together with the adjacent N to form a cycle selected from the group of:

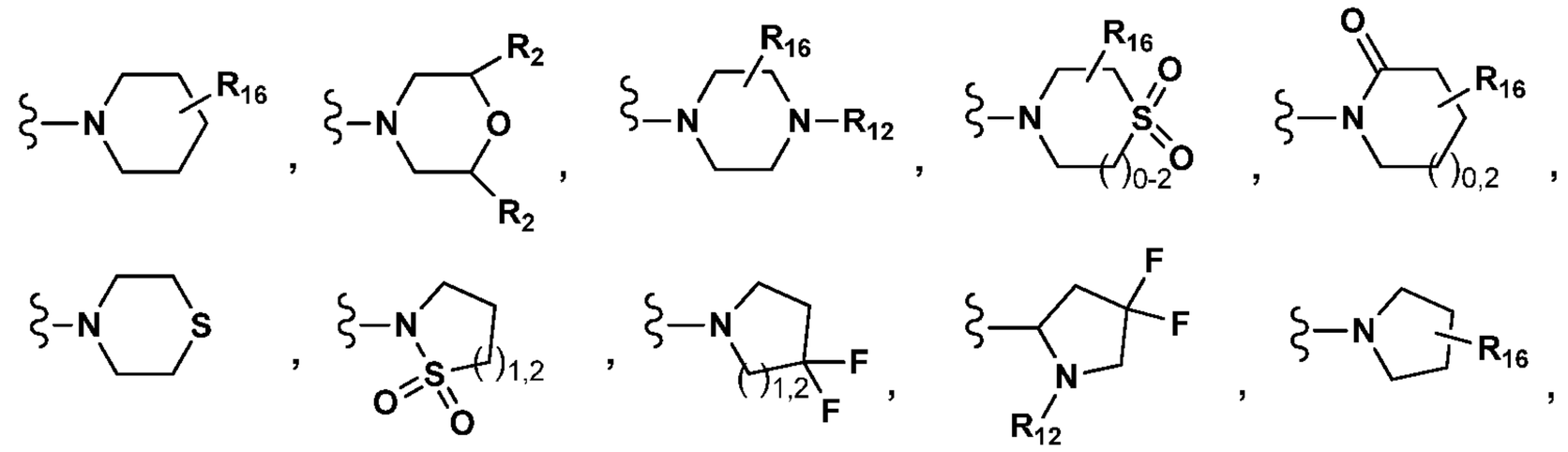

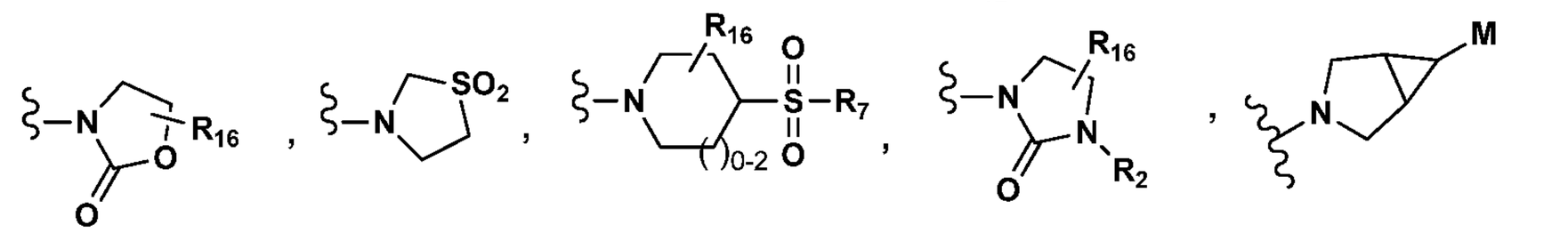

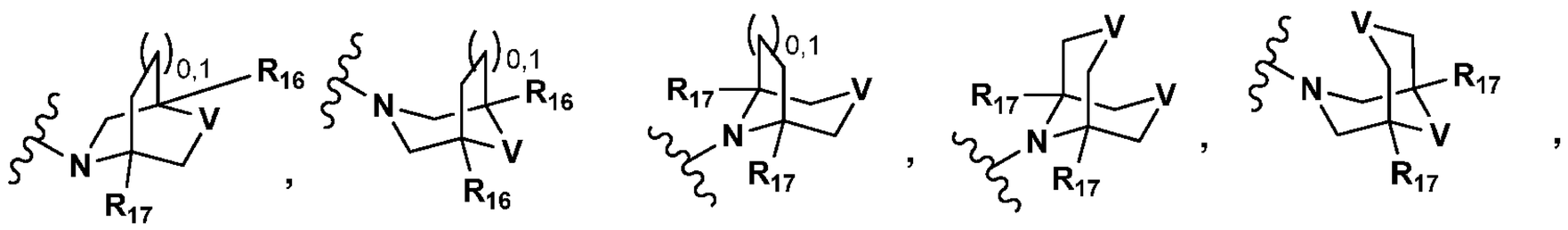

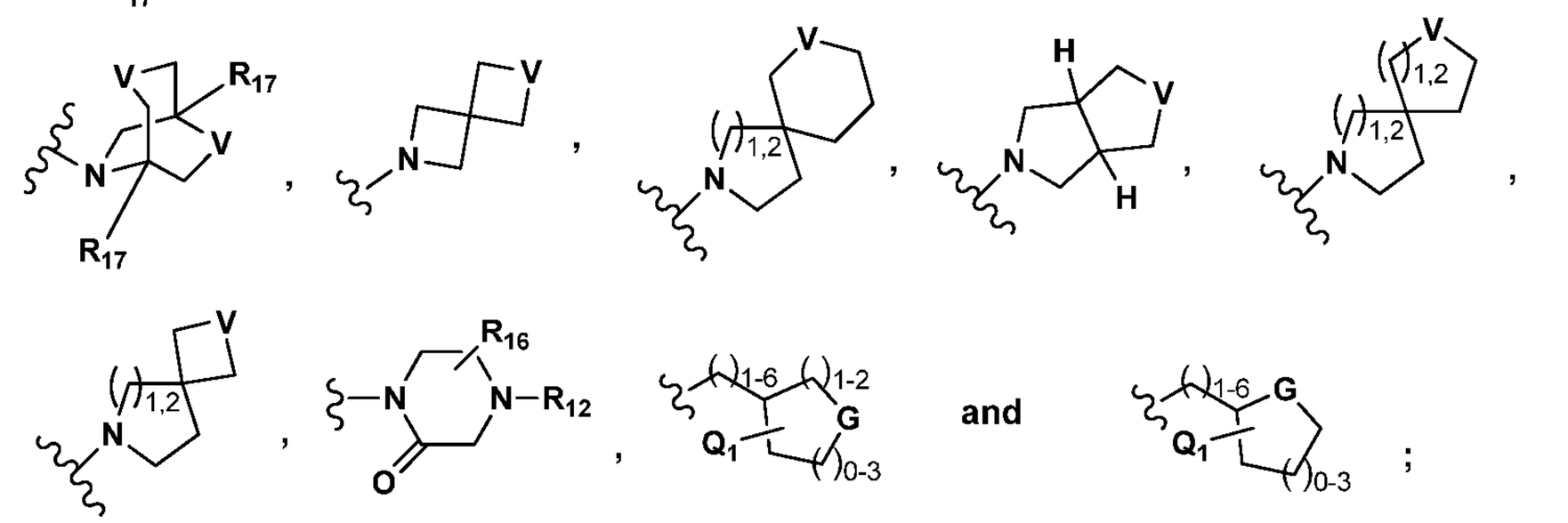

M is selected from the group of $-R_{15}$, $-SO_2R_2$, $-SO_2NR_2R_2$, -OH and $-NR_2R_{12}$;

V is selected from the group of $-CR_{10}R_{11}-$, $-SO_2-$, -O- and $-NR_{12}-$;

with the proviso that only one of R_8 or R_9 can be $-COOR_3$;

R_{10} and R_{11} are independently selected from the group of -H, $-C_{1-6}$ alkyl, $-C_{1-6}$ substituted alkyl and $-C_{3-6}$ cycloalkyl;

R_{12} is selected from the group of -H, $-C_{1-6}$ alkyl, -alkylsubstituted C_{1-6} alkyl, $-CONR_2R_2$, $-SO_2R_3$, and $-SO_2NR_2R_2$;

R_{13} and R_{14} are independently selected from the group of -H, -C_{1-6} alkyl, -C_{3-6} cycloalkyl, -C_{1-6} substituted alkyl, -C_{1-6} alkyl-Q_3, -C_{1-6} alkyl-C_{3-6} cycloalkyl-Q_3, and C_{1-6} substituted alkyl-Q_3;

Q_3 is selected from the group of heteroaryl, substituted heteroaryl, -NR_2R_{12}, -$CONR_2R_2$, -$COOR_2$, -OR_2, and -SO_2R_3;

R_{15} is selected from the group of -C_{1-6} alkyl, -C_{3-6} cycloalkyl, -C_{1-6} substituted alkyl, -C_{1-6} alkyl-Q_3, -C_{1-6} alkyl-C_{3-6} cycloalkyl-Q_3 and -C_{1-6} substituted alkyl-Q_3;

R_{16} is selected from the group of -H, -C_{1-6} alkyl, -NR_2R_2, and –$COOR_2$;
with the proviso that when V is –NR_{12}-; R_{16} is not –NR_2R_2; and

R_{17} is selected from the group of -H, -C_{1-6} alkyl, -$COOR_3$, and aryl.

In a further embodiment, there is provided a method for treating mammals infected with a virus, especially wherein said virus is HIV, comprising administering to said mammal an antiviral effective amount of a compound which is selected from the group of compounds of Formula I, and one or more pharmaceutically acceptable carriers, excipients or diluents. Optionally, the compound of Formula I can be administered in combination with an antiviral effective amount of another AIDS treatment agent selected from the group consisting of: (a) an AIDS antiviral agent; (b) an anti-infective agent; (c) an immunomodulator; and (d) other HIV entry inhibitors.

Another embodiment of the present invention is a pharmaceutical composition comprising one or more compounds of Formula I, and one or more pharmaceutically acceptable carriers, excipients, and/or diluents; and optionally in combination with another AIDS treatment agent selected from the group consisting of: (a) an AIDS antiviral agent; (b) an anti-infective agent; (c) an immunomodulator; and (d) other HIV entry inhibitors.

In another embodiment of the invention there is provided one or more methods for making the compounds of Formula I herein.

Also provided herein are intermediate compounds useful in making the compounds of Formula I herein.

The present invention is directed to these, as well as other important ends, hereinafter described.

DETAILED DESCRIPTION OF THE EMBODIMENTS

As used herein, the singular forms “a”, “an”, and “the” include plural reference unless the context clearly dictates otherwise.

Since the compounds of the present invention may possess asymmetric centers and therefore occur as mixtures of diastereomers, the present disclosure includes the individual diastereoisomeric forms of the compounds of Formula I in addition to the mixtures thereof.

Definitions

Unless otherwise specifically set forth elsewhere in the application, one or more of the following terms may be used herein, and shall have the following meanings:

“H” refers to hydrogen, including its isotopes, such as deuterium.

The term "$C_{1\text{-}6}$ alkyl" as used herein and in the claims (unless specified otherwise) mean straight or branched chain alkyl groups such as methyl, ethyl, propyl, isopropyl, butyl, isobutyl, t-butyl, amyl, hexyl and the like.

"C_1 –C_4 fluoroalkyl” refers to F-substituted C_1 –C_4 alkyl wherein at least one H atom is substituted with F atom, and each H atom can be independently substituted by F atom;

“Halogen” or “halo” refers to chlorine, bromine, iodine or fluorine.

An "aryl" or "Ar" group refers to an all carbon monocyclic or fused-ring polycyclic (i.e., rings which share adjacent pairs of carbon atoms) groups having a completely conjugated pi-electron system. Examples, without limitation, of aryl groups are phenyl, naphthalenyl and anthracenyl. The aryl group may be substituted or unsubstituted. When substituted, the substituent group(s) are preferably one or more selected from alkyl, cycloalkyl, aryl, heteroaryl, heteroalicyclic, hydroxy, alkoxy, aryloxy, heteroaryloxy, heteroalicycloxy, thiohydroxy, thioaryloxy, thioheteroaryloxy, thioheteroalicycloxy, cyano, halogen, nitro, carbonyl, O-carbamyl, N-carbamyl, C-amido, N-amido, C-carboxy, O-carboxy, sulfinyl, sulfonyl, sulfonamido, trihalomethyl, ureido, amino and $-NR^xR^y$, wherein R^x and R^y are independently selected from the group consisting of hydrogen, alkyl, cycloalkyl, aryl, carbonyl, C-carboxy, sulfonyl, trihalomethyl, and, combined, a five- or six-member heteroalicyclic ring.

A "heteroaryl" group refers to a monocyclic or fused ring (i.e., rings which share an adjacent pair of atoms) group having in the ring(s) one or more atoms selected from the group consisting of nitrogen, oxygen and sulfur and, in addition, having a completely conjugated pi-electron system. Unless otherwise indicated, the heteroaryl group may be attached at either a carbon or nitrogen atom within the heteroaryl group. It should be noted that the term heteroaryl is intended to encompass an N-oxide of the parent heteroaryl if such an N-oxide is chemically feasible as is known in the art. Examples, without limitation, of heteroaryl groups are furyl, thienyl, benzothienyl, thiazolyl, imidazolyl, oxazolyl, oxadiazolyl, thiadiazolyl, benzothiazolyl, triazolyl, tetrazolyl, isoxazolyl, isothiazolyl, pyrrolyl, pyranyl, tetrahydropyranyl, pyrazolyl, pyridyl, pyrimidinyl, quinolinyl, isoquinolinyl, purinyl, carbazolyl, benzoxazolyl, benzimidazolyl, indolyl, isoindolyl, pyrazinyl. diazinyl, pyrazine, triazinyl, tetrazinyl, and tetrazolyl. When substituted the substituted group(s) is preferably one or more selected from alkyl, cycloalkyl, aryl, heteroaryl, heteroalicyclic, hydroxy, alkoxy, aryloxy, heteroaryloxy, heteroalicycloxy, thioalkoxy, thiohydroxy, thioaryloxy, thioheteroaryloxy, thioheteroalicycloxy, cyano, halogen, nitro, carbonyl, O-carbamyl, N-carbamyl, C-amido, N-amido, C-carboxy, O-carboxy, sulfinyl, sulfonyl, sulfonamido, trihalomethyl, ureido, amino, and $-NR^xR^y$, wherein R^x and R^y are as defined above.

A "heteroalicyclic" group refers to a monocyclic or fused ring group having in the ring(s) one or more atoms selected from the group consisting of nitrogen, oxygen and sulfur. Rings are selected from those which provide stable arrangements of bonds and are not intended to encompass systems which would not exist. The rings may also have one or more double bonds. However, the rings do not have a completely conjugated pi-electron system. Examples, without limitation, of heteroalicyclic groups are azetidinyl, piperidyl, piperazinyl, imidazolinyl, thiazolidinyl, 3-pyrrolidin-1-yl, morpholinyl, thiomorpholinyl and its S oxides and tetrahydropyranyl. When substituted the substituted group(s) is preferably one or more selected from alkyl, cycloalkyl, aryl, heteroaryl, heteroalicyclic, hydroxy, alkoxy, aryloxy, heteroaryloxy, heteroalicycloxy, thiohydroxy, thioalkoxy, thioaryloxy, thioheteroaryloxy, thioheteroalicycloxy, cyano, halogen, nitro, carbonyl, thiocarbonyl, O-carbamyl, N-carbamyl, O-thiocarbamyl, N-thiocarbamyl, C-amido, C-thioamido, N-amido, C-carboxy, O-carboxy, sulfinyl, sulfonyl, sulfonamido, trihalomethanesulfonamido, trihalomethanesulfonyl, silyl, guanyl, guanidino, ureido, phosphonyl, amino and $-NR^xR^y$, wherein R^x and R^y are as defined above.

An "alkyl" group refers to a saturated aliphatic hydrocarbon including straight chain and branched chain groups. Preferably, the alkyl group has 1 to 20 carbon atoms (whenever a numerical range; e.g., "1-20", is stated herein, it means that the group, in this case the alkyl group may contain 1 carbon atom, 2 carbon atoms, 3 carbon atoms, etc. up to and including 20 carbon atoms). More preferably, it is a medium size alkyl having 1 to 10 carbon atoms. Most preferably, it is a lower alkyl having 1 to 4 carbon atoms. The alkyl group may be substituted or unsubstituted. When substituted, the substituent group(s) is preferably one or more individually selected from trihaloalkyl, cycloalkyl, aryl, heteroaryl, heteroalicyclic, hydroxy, alkoxy, aryloxy, heteroaryloxy, heteroalicycloxy, thiohydroxy, thioalkoxy, thioaryloxy, thioheteroaryloxy, thioheteroalicycloxy, cyano, halo, nitro, carbonyl, thiocarbonyl, O-carbamyl, N-carbamyl, O-thiocarbamyl, N-thiocarbamyl, C-amido, C-thioamido, N-amido, C-carboxy, O-carboxy, sulfinyl, sulfonyl, sulfonamido, trihalomethanesulfonamido, trihalomethanesulfonyl, and combined, a five- or six-member heteroalicyclic ring.

A "cycloalkyl" group refers to an all-carbon monocyclic or fused ring (i.e., rings which share and adjacent pair of carbon atoms) group wherein one or more rings does not

have a completely conjugated pi-electron system. Examples, without limitation, of cycloalkyl groups are cyclopropane, cyclobutane, cyclopentane, cyclopentene, cyclohexane, cyclohexene, cycloheptane, cycloheptene and adamantane. A cycloalkyl group may be substituted or unsubstituted. When substituted, the substituent group(s) is preferably one or more individually selected from alkyl, aryl, heteroaryl, heteroalicyclic, hydroxy, alkoxy, aryloxy, heteroaryloxy, heteroalicycloxy, thiohydroxy, thioalkoxy, thioaryloxy, thioheteroaryloxy, thioheteroalicycloxy, cyano, halo, nitro, carbonyl, thiocarbonyl, O-carbamyl, N-carbamyl, O-thiocarbamyl, N-thiocarbamyl, C-amido, C-thioamido, N-amido, C-carboxy, O-carboxy, sulfinyl, sulfonyl, sulfonamido, trihalo-methanesulfonamido, trihalomethanesulfonyl, silyl, amidino, guanidino, ureido, phosphonyl, amino and -NR^xR^y with R^x and R^y as defined above.

An "alkenyl" group refers to an alkyl group, as defined herein, having at least two carbon atoms and at least one carbon-carbon double bond.

An "alkynyl" group refers to an alkyl group, as defined herein, having at least two carbon atoms and at least one carbon-carbon triple bond.

A "hydroxy" group refers to an –OH group.

An "alkoxy" group refers to both an –O-alkyl and an –O-cycloalkyl group as defined herein.

An "aryloxy" group refers to both an –O-aryl and an –O-heteroaryl group, as defined herein.

A "heteroaryloxy" group refers to a heteroaryl-O- group with heteroaryl as defined herein.

A "heteroalicycloxy" group refers to a heteroalicyclic-O- group with heteroalicyclic as defined herein.

A "thiohydroxy" group refers to an –SH group.

A "thioalkoxy" group refers to both an S-alkyl and an –S-cycloalkyl group, as defined herein.

A "thioaryloxy" group refers to both an –S-aryl and an –S-heteroaryl group, as defined herein.

A "thioheteroaryloxy" group refers to a heteroaryl-S- group with heteroaryl as defined herein.

A "thioheteroalicycloxy" group refers to a heteroalicyclic-S- group with heteroalicyclic as defined herein.

A "carbonyl" group refers to a –C(=O)-R" group, where R" is selected from the group consisting of hydrogen, alkyl, alkenyl, alkynyl, cycloalkyl, aryl, heteroaryl (bonded through a ring carbon) and heteroalicyclic (bonded through a ring carbon), as each is defined herein.

An "aldehyde" group refers to a carbonyl group where R" is hydrogen.

A "thiocarbonyl" group refers to a –C(=S)-R" group, with R" as defined herein.

A "keto" group refers to a –CC(=O)C- group wherein the carbon on either or both sides of the C=O may be alkyl, cycloalkyl, aryl or a carbon of a heteroaryl or heteroalicyclic group.

A "trihalomethanecarbonyl" group refers to a $Z_3CC(=O)$- group with said Z being a halogen.

A "C-carboxy" group refers to a –C(=O)O-R" groups, with R" as defined herein.

An "O-carboxy" group refers to a R"C(-O)O-group, with R" as defined herein.

A "carboxylic acid" group refers to a C-carboxy group in which R" is hydrogen.

A "trihalomethyl" group refers to a $-CZ_3$, group wherein Z is a halogen group as defined herein.

A "trihalomethanesulfonyl" group refers to a $Z_3CS(=O)_2$- groups with Z as defined above.

A "trihalomethanesulfonamido" group refers to a $Z_3CS(=O)_2NR^x$- group with Z as defined above and R^x being H or (C_{1-6})alkyl.

A "sulfinyl" group refers to a –S(=O)-R" group, with R" being (C_{1-6})alkyl.

A "sulfonyl" group refers to a $-S(=O)_2R$" group with R" being (C_{1-6})alkyl.

A "S-sulfonamido" group refers to a $-S(=O)_2NR^XR^Y$, with R^X and R^Y independently being H or (C_{1-6})alkyl.

A "N-sulfonamido" group refers to a $R"S(=O)_2NR_X$- group, with R_x being H or (C_{1-6})alkyl.

A "O-carbamyl" group refers to a $-OC(=O)NR^xR^y$ group, with R^X and R^Y independently being H or (C_{1-6})alkyl.

A "N-carbamyl" group refers to a $R^xOC(=O)NR^y$ group, with R^x and R^y independently being H or (C_{1-6})alkyl.

A "O-thiocarbamyl" group refers to a $-OC(=S)NR^xR^y$ group, with R^x and R^y independently being H or (C_{1-6})alkyl.

A "N-thiocarbamyl" group refers to a $R^xOC(=S)NR^y$- group, with R^x and R^y independently being H or (C_{1-6})alkyl.

An "amino" group refers to an $-NH_2$ group.

A "C-amido" group refers to a $-C(=O)NR^xR^y$ group, with R^x and R^y independently being H or (C_{1-6})alkyl.

A "C-thioamido" group refers to a $-C(=S)NR^xR^y$ group, with R^x and R^y independently being H or (C_{1-6})alkyl.

A "N-amido" group refers to a $R^xC(=O)NR^y$- group, with R^x and R^y independently being H or (C_{1-6})alkyl.

An "ureido" group refers to a $-NR^xC(=O)NR^yR^{y2}$ group, with R^x, R^y, and R^{y2} independently being H or (C_{1-6})alkyl.

A "guanidino" group refers to a $-R^xNC(=N)NR^yR^{y2}$ group, with R^x, R^y, and R^{y2} independently being H or (C_{1-6})alkyl.

A "amidino" group refers to a $R^xR^yNC(=N)$- group, with R^x and R^y independently being H or (C_{1-6})alkyl.

A "cyano" group refers to a $-CN$ group.

A "silyl" group refers to a $-Si(R'')_3$, with R" being (C_{1-6})alkyl or phenyl.

A "phosphonyl" group refers to a $P(=O)(OR^x)_2$ with R^x being (C_{1-6})alkyl.

A "hydrazino" group refers to a $-NR^xNR^yR^{y2}$ group, with R^x, R^y, and R^{y2} independently being H or (C_{1-6})alkyl.

A "4, 5, or 6 membered ring cyclic N-lactam" group refers to

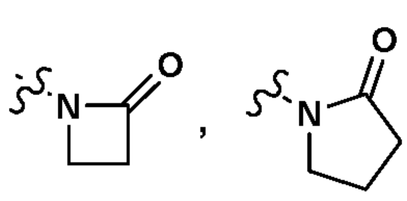

.

A “spiro” group is a bicyclic organic group with rings connected through just one atom. The rings can be different in nature or identical. The connecting atom is also called the spiroatom, most often a quaternary carbon ("spiro carbon").

An “oxospiro” or “oxaspiro” group is a spiro group having an oxygen contained within the bicyclic ring structure. A “dioxospiro” or “dioxaspiro” group has two oxygens within the bicyclic ring structure.

Any two adjacent R groups may combine to form an additional aryl, cycloalkyl, heteroaryl or heterocyclic ring fused to the ring initially bearing those R groups.

It is known in the art that nitrogen atoms in heteroaryl systems can be “participating in a heteroaryl ring double bond”, and this refers to the form of double bonds in the two tautomeric structures which comprise five-member ring heteroaryl groups. This dictates whether nitrogens can be substituted as well understood by chemists in the art. The disclosure and claims of the present disclosure are based on the known general principles of chemical bonding. It is understood that the claims do not encompass structures known to be unstable or not able to exist based on the literature.

Pharmaceutically acceptable salts and prodrugs of compounds disclosed herein are within the scope of the invention. The term “pharmaceutically acceptable salt” as used herein and in the claims is intended to include nontoxic base addition salts. Suitable salts include those derived from organic and inorganic acids such as, without limitation, hydrochloric acid, hydrobromic acid, phosphoric acid, sulfuric acid, methanesulfonic acid, acetic acid, tartaric acid, lactic acid, sulfinic acid, citric acid, maleic acid, fumaric acid, sorbic acid, aconitic acid, salicylic acid, phthalic acid, and the like. The term "pharmaceutically acceptable salt" as used herein is also intended to include salts of acidic groups, such as a carboxylate, with such counterions as ammonium, alkali metal salts, particularly sodium or potassium, alkaline earth metal salts, particularly calcium or magnesium, and salts with suitable organic bases such as lower alkylamines (methylamine, ethylamine, cyclohexylamine, and the like) or with substituted lower alkylamines (e.g.

hydroxyl-substituted alkylamines such as diethanolamine, triethanolamine or tris(hydroxymethyl)- aminomethane), or with bases such as piperidine or morpholine.

As stated above, the compounds of the invention also include "prodrugs". The term "prodrug" as used herein encompasses both the term "prodrug esters" and the term "prodrug ethers".

As set forth above, the invention is directed to a compound, including pharmaceutically acceptable salts thereof, which is selected from a compound of Formula I:

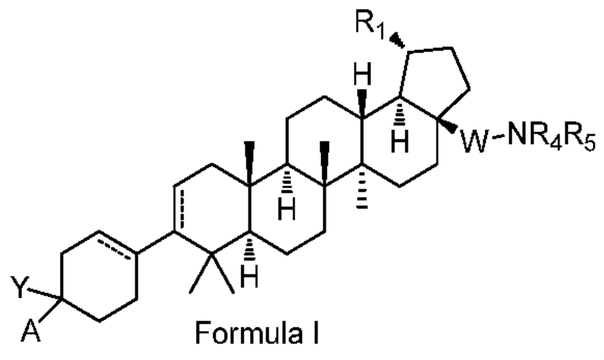

Formula I ;

wherein R_1 is isopropenyl or isopropyl;

A is -C_{1-6} alkyl-OR_0;

wherein R_0 is heteroaryl-Q_0;

Q_0 is selected from the group of -H, -CN, -C_{1-6} alkyl, -COOH, -Ph, -OC_{1-6} alkyl, -halo, -CF_3,

Y is selected from the group of -$COOR_2$, -$C(O)NR_2SO_2R_3$, -$C(O)NHSO_2NR_2R_2$, -$SO_2NR_2C(O)R_2$, -tetrazole, and -CONHOH;

R_2 is -H, -C_{1-6} alkyl, -alkylsubstituted C_{1-6} alkyl or-arylsubstituted C_{1-6} alkyl;

W is absent, or is -CH_2- or -CO-;

R_3 is –H, -C_{1-6} alkyl or -alkylsubstituted C_{1-6} alkyl;

R_4 is selected from the group of -H, -C_{1-6} alkyl, -C_{1-6} alkyl-C_{3-6} cycloalkyl, -C_{1-6} substituted -C_{1-6} alkyl, -C_{1-6} alkyl-Q_1, -C_{1-6} alkyl-C_{3-6} cycloalkyl-Q_1, aryl, heteroaryl, substituted heteroaryl, -COR_6, -SO_2R_7, -$SO_2NR_2R_2$, and

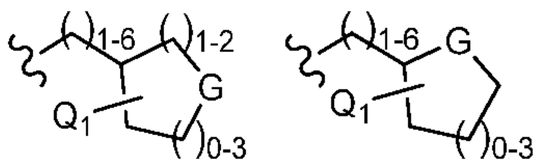

,

wherein G is selected from the group of –O-, -SO_2- and -NR_{12}-;

wherein Q_1 is selected from the group of -C_{1-6} alkyl, - C_{1-6} fluoroalkyl, heteroaryl, substituted heteroaryl, halogen, -CF_3, -OR_2, -$COOR_2$, -NR_8R_9, -$CONR_8R_9$ and -SO_2R_7;

R_5 is selected from the group of -H, -C_{1-6} alkyl, -C_{3-6} cycloalkyl, -C_{1-6} alkylsubstituted alkyl, -C_{1-6} alkyl-NR_8R_9, -COR_3, -SO_2R_7 and -$SO_2NR_2R_2$;

with the proviso that R_4 or R_5 is not -COR_6 when W is -CO-;

with the further proviso that only one of R_4 or R_5 is selected from the group of -COR_6, -$COCOR_6$,-SO_2R_7 and -$SO_2NR_2R_2$;

R_6 is selected from the group of -H, -C_{1-6} alkyl, -C_{1-6} alkyl-substitutedalkyl, -C_{3-6} cycloalkyl, -C_{3-6} substitutedcycloalkyl-Q_2, -C_{1-6} alkyl-Q_2, -C_{1-6} alkyl-substitutedalkyl-Q_2,-C_{3-6} cycloalkyl-Q_2, aryl-Q_2, -$NR_{13}R_{14}$, and -OR_{15};

wherein Q_2 is selected from the group of aryl, heteroaryl, substituted heteroaryl, -OR_2, -$COOR_2$, -NR_8R_9, SO_2R_7, -$CONHSO_2R_3$, and -$CONHSO_2NR_2R_2$;

R_7 is selected from the group of –H, -C_{1-6} alkyl, -C_{1-6} substituted alkyl, -C_{3-6} cycloalkyl, -CF_3, aryl, and heteroaryl;

R_8 and R_9 are independently selected from the group of -H, -C_{1-6} alkyl, -C_{1-6} substituted alkyl, aryl, heteroaryl, substituted aryl, substituted heteroaryl, -C_{1-6} alkyl-Q_2, and -$COOR_3$, or R_8 and R_9 are taken together with the adjacent N to form a cycle selected from the group of:

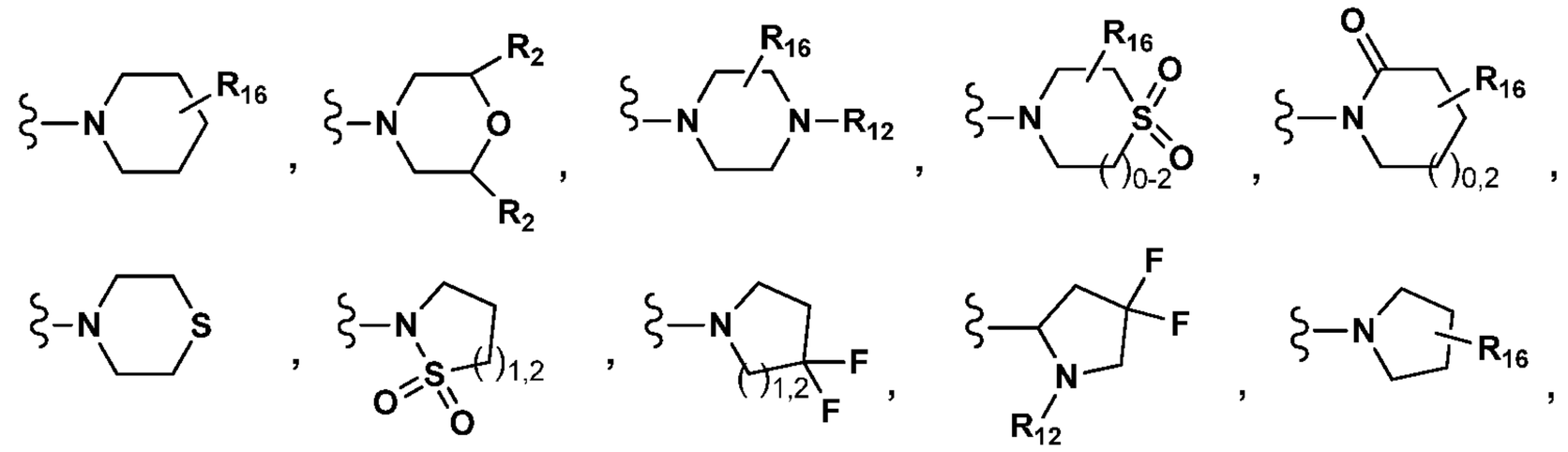

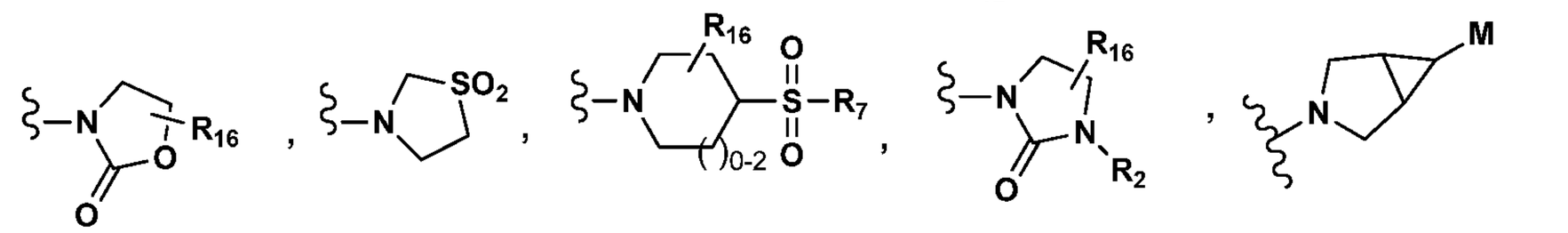

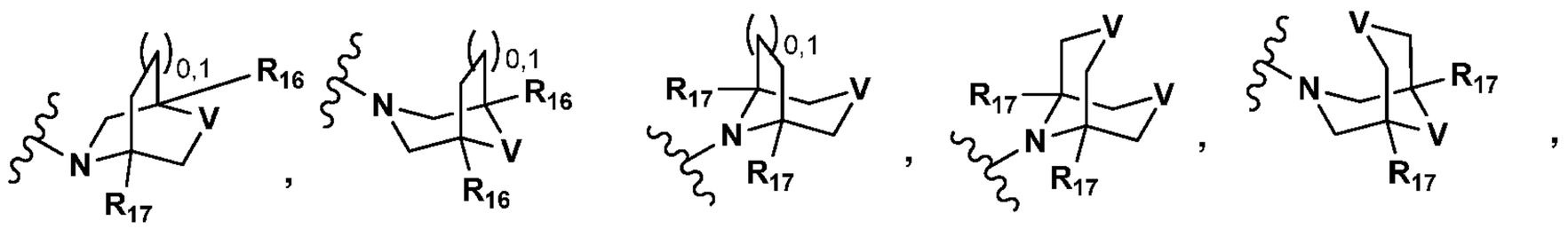

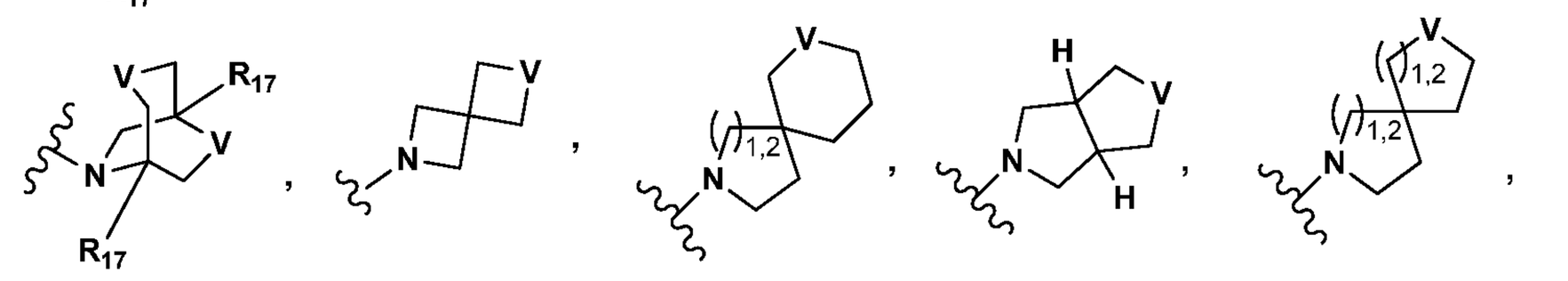

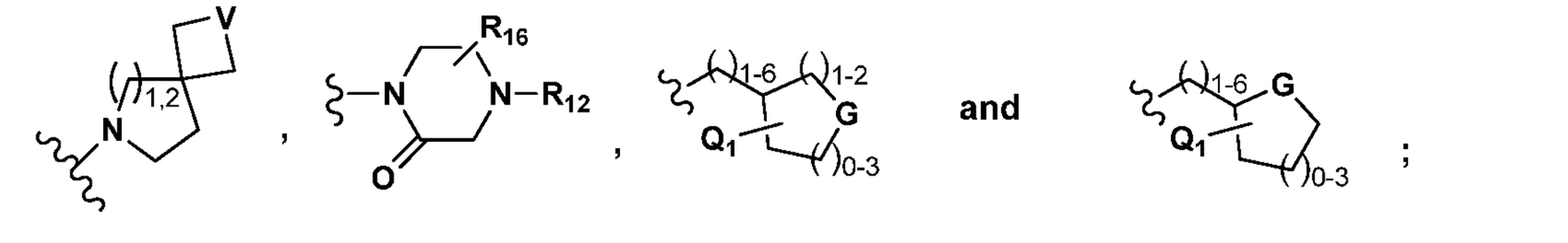

M is selected from the group of $-R_{15}$, $-SO_2R_2$, $-SO_2NR_2R_2$, -OH and $-NR_2R_{12}$;

V is selected from the group of $-CR_{10}R_{11}$-, $-SO_2$-, -O- and $-NR_{12}$-;

with the proviso that only one of R_8 or R_9 can be $-COOR_3$;

R_{10} and R_{11} are independently selected from the group of -H, $-C_{1-6}$ alkyl, $-C_{1-6}$ substituted alkyl and $-C_{3-6}$ cycloalkyl;

R_{12} is selected from the group of -H, $-C_{1-6}$ alkyl, -alkylsubstituted C_{1-6} alkyl, $-CONR_2R_2$, $-SO_2R_3$, and $-SO_2NR_2R_2$;

R_{13} and R_{14} are independently selected from the group of -H, -C_{1-6} alkyl, -C_{3-6} cycloalkyl, -C_{1-6} substituted alkyl, -C_{1-6} alkyl-Q_3, -C_{1-6} alkyl-C_{3-6} cycloalkyl-Q_3, and C_{1-6} substituted alkyl-Q_3;

Q_3 is selected from the group of heteroaryl, substituted heteroaryl, -NR_2R_{12}, -$CONR_2R_2$, -$COOR_2$, -OR_2, and -SO_2R_3;

R_{15} is selected from the group of -C_{1-6} alkyl, -C_{3-6} cycloalkyl, -C_{1-6} substituted alkyl, -C_{1-6} alkyl-Q_3, -C_{1-6} alkyl-C_{3-6} cycloalkyl-Q_3 and -C_{1-6} substituted alkyl-Q_3;

R_{16} is selected from the group of -H, -C_{1-6} alkyl, -NR_2R_2, and –$COOR_2$;
with the proviso that when V is –NR_{12}-; R_{16} is not –NR_2R_2; and

R_{17} is selected from the group of -H, -C_{1-6} alkyl, -$COOR_3$, and aryl.

In a preferred embodiment of the invention, R_1 is isopropenyl.

It is also preferred that Y is –$COOR_2$. More preferably, R_2 in this embodiment is –H.

In another preferred embodiment of the invention, in the R_0 group the "heteroaryl" moiety is preferably selected from the group of:

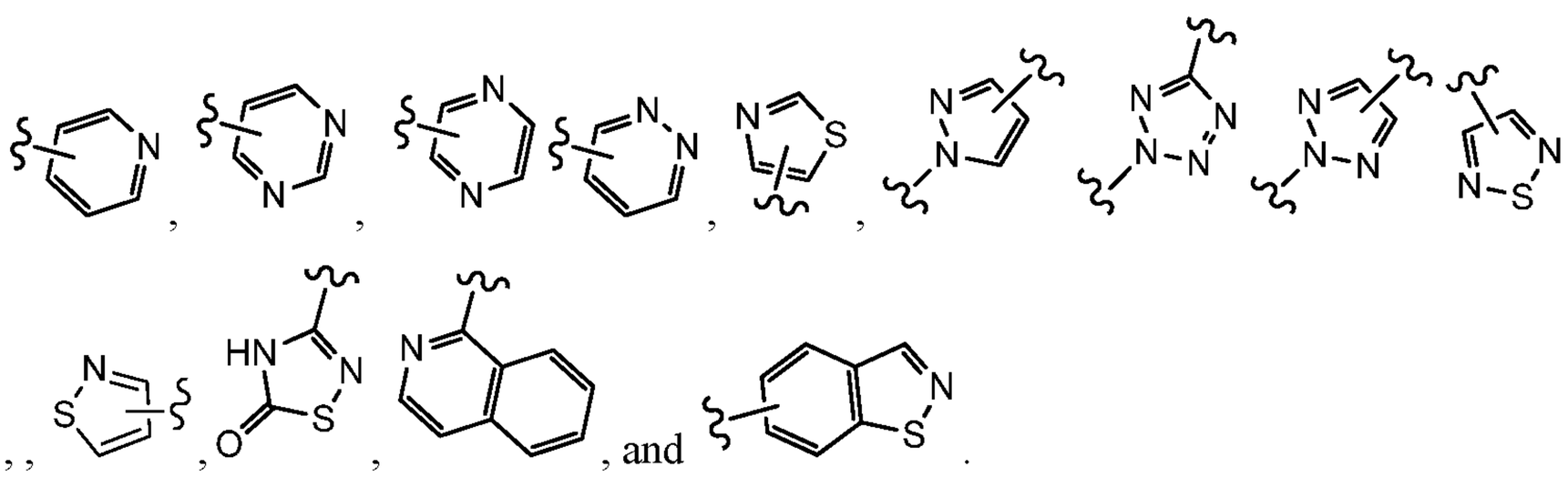

It is also preferred that there is no intervening alkyl group or other substituent group between the –O moiety and the R_0 group in substituent A.

It is further preferred that R_4 is $-C_{1-6}$ alkyl-Q_1.

Also preferred is the embodiment wherein Q_1 is $-NR_8R_9$.

Additionally, when R_8 and R_9 are taken together with the adjacent –N to form a cycle, the preferred cycle will be selected from the group of:

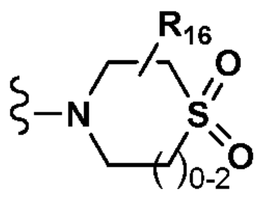
and
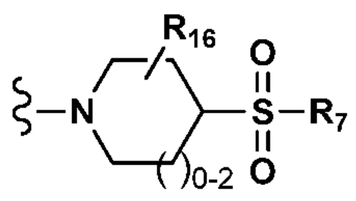
.

In some embodiments it is also preferred that Q_0 is –CN.

In another preferred embodiment, R_1 is isopropenyl, in the R_0 group the "heteroaryl" moiety is selected from the group of:

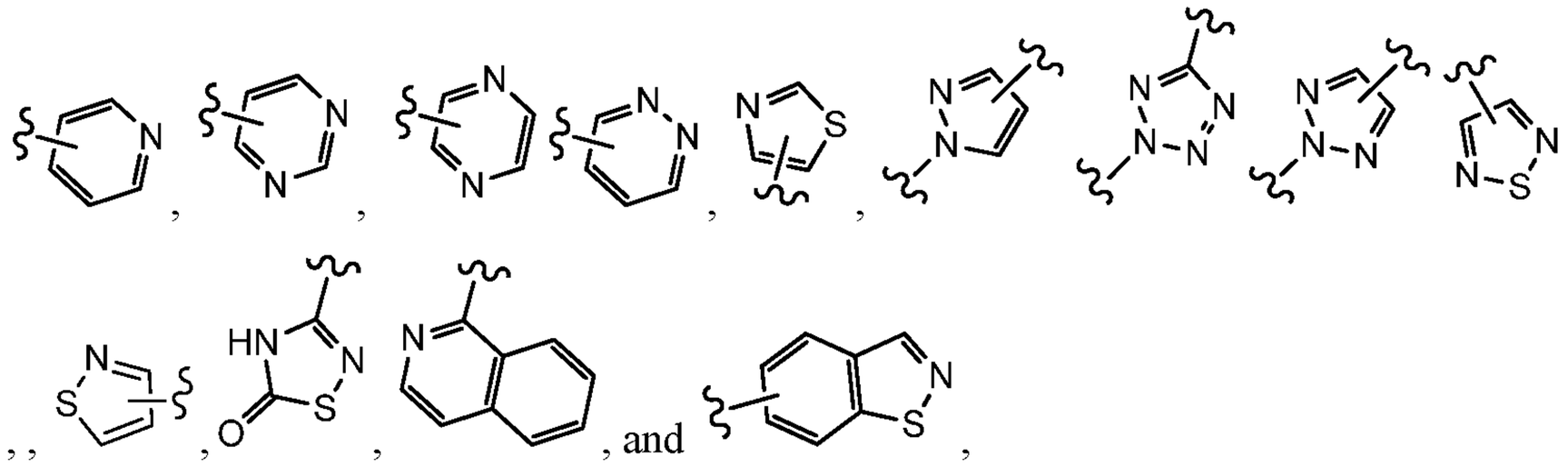
, and

,

Y is –COOH, R_4 is $-C_{1-6}$ alkyl-Q_1, Q_1 is $-NR_8R_9$, and R_8 and R_9 are taken together with the adjacent –N to form a cycle which is selected from the group of:

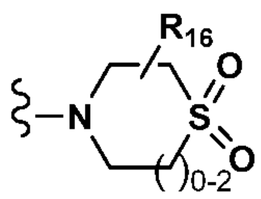
and
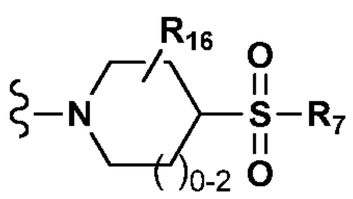
.

In this embodiment, it is also preferred that R_7 and R_{16} are each –H or $-C_{1-6}$ alkyl.

Preferred compounds, including pharmaceutically acceptable salts thereof, as part of the invention include the following: 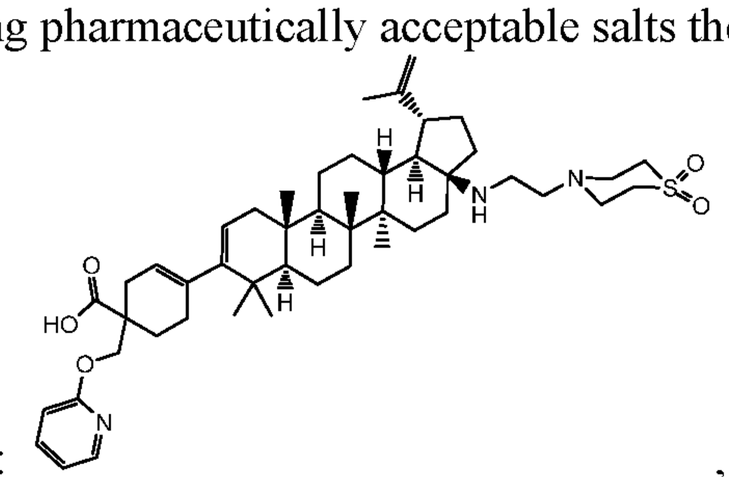,

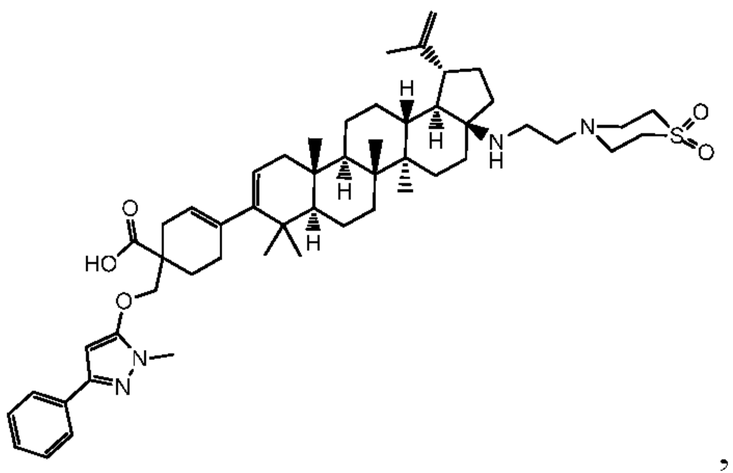, 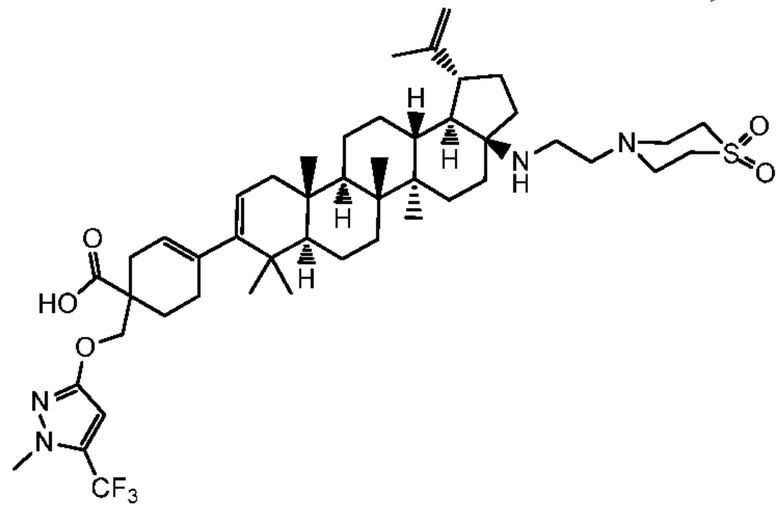,

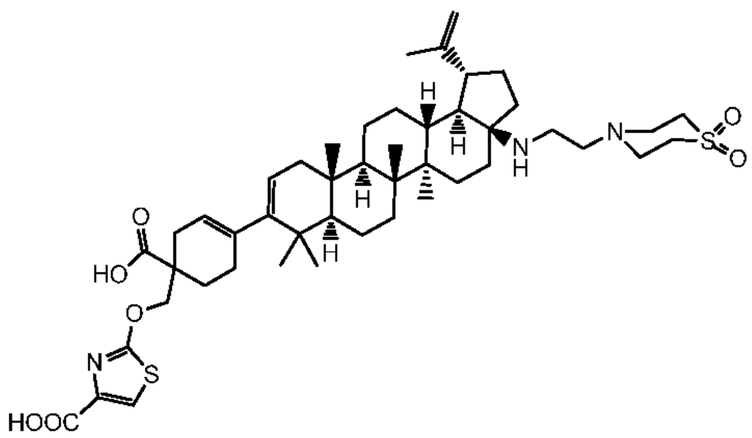, 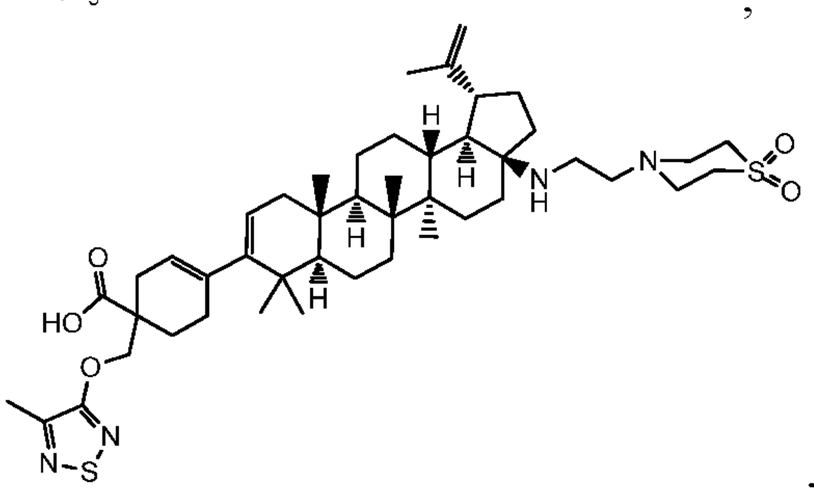,

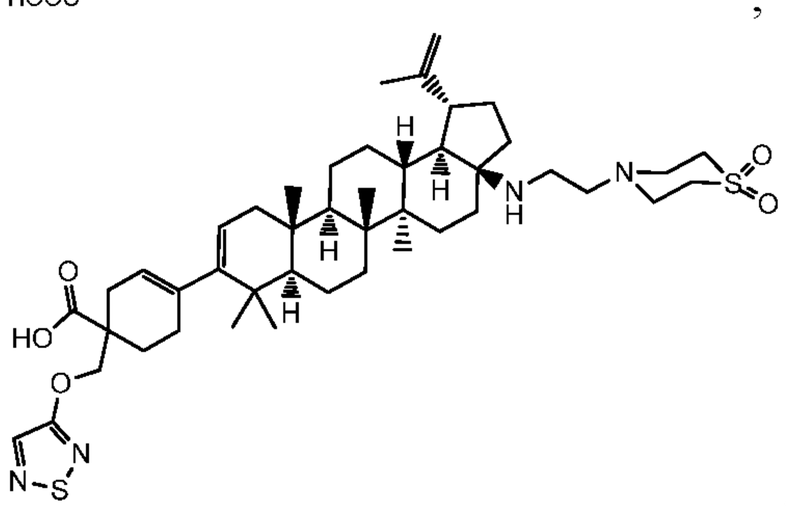, 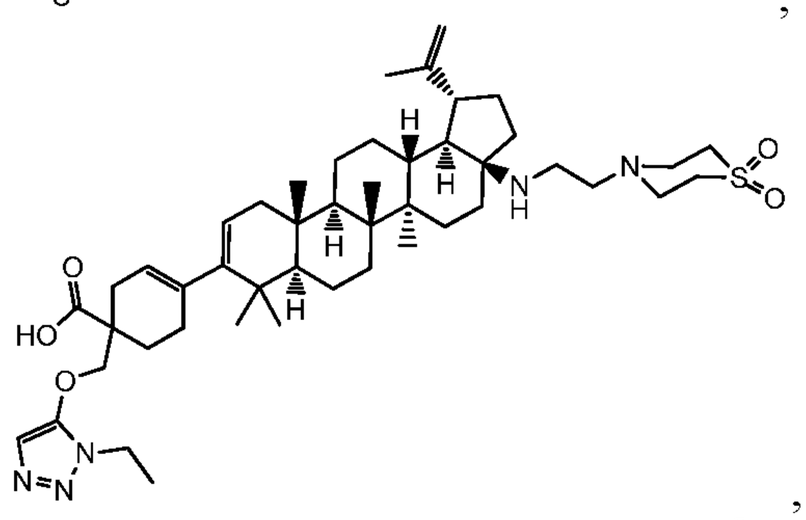,

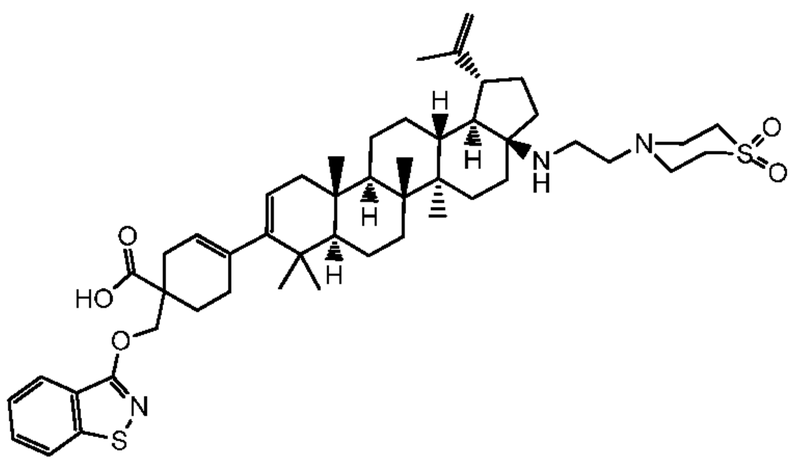, 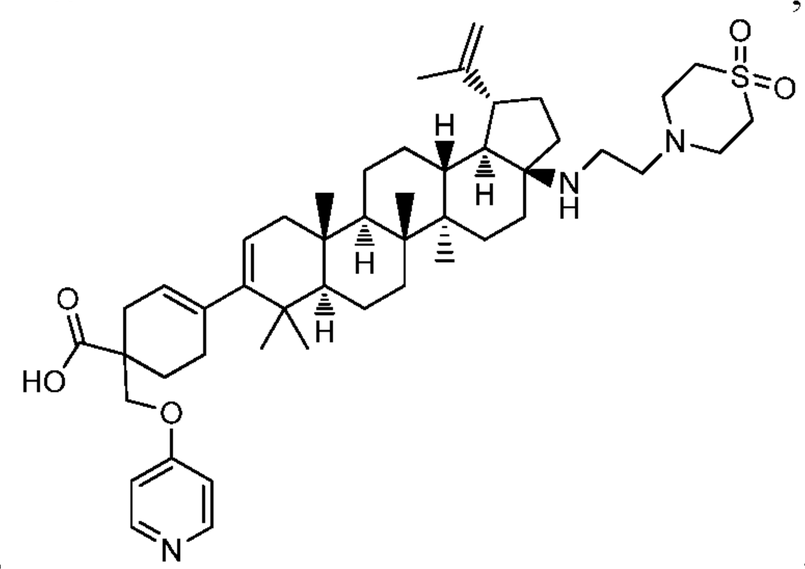,

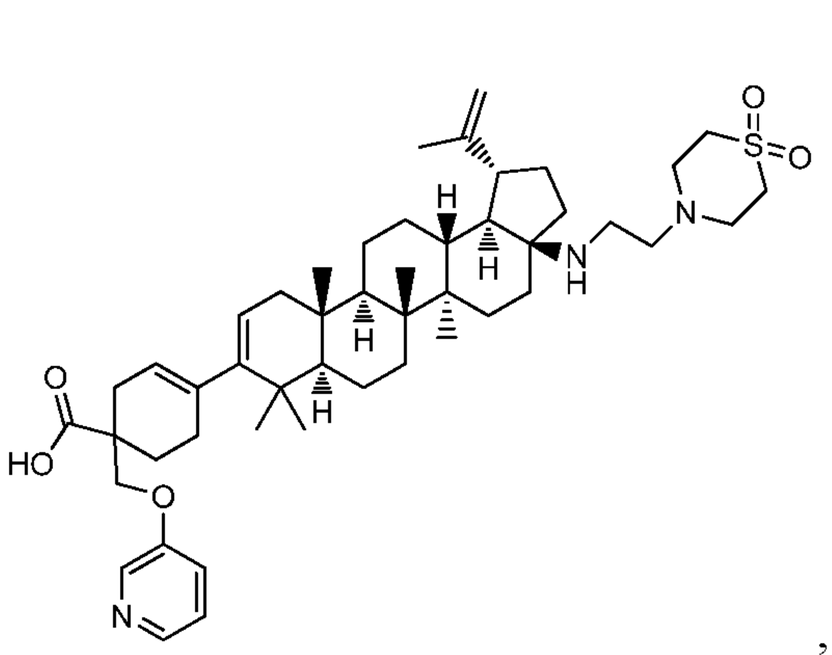

,

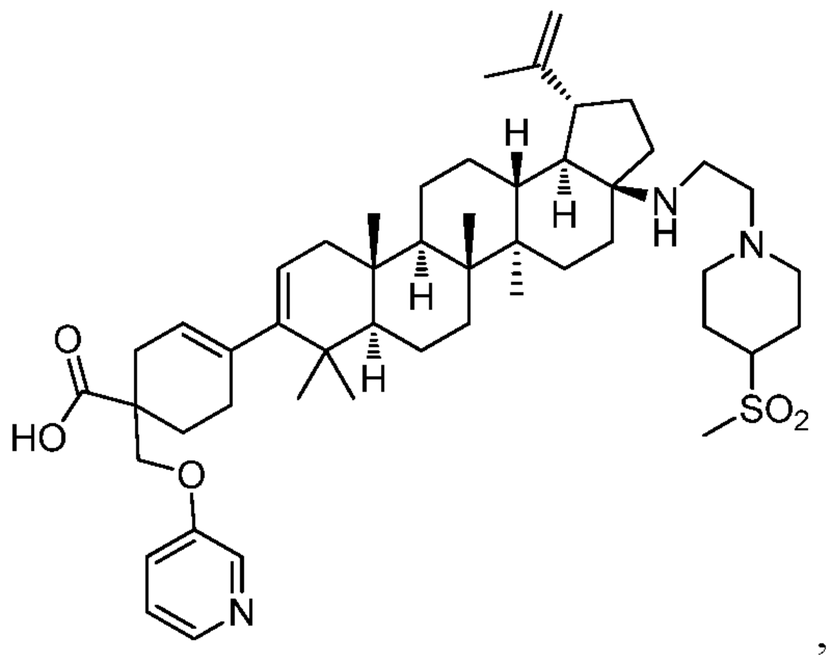

,

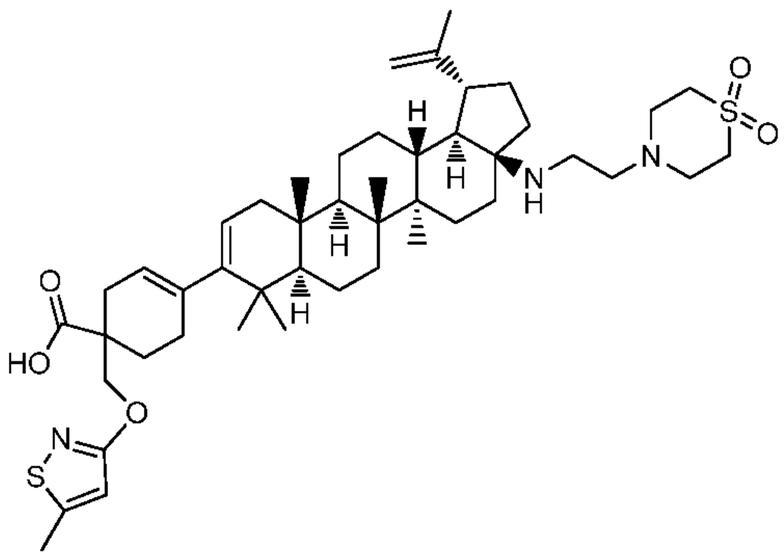

,

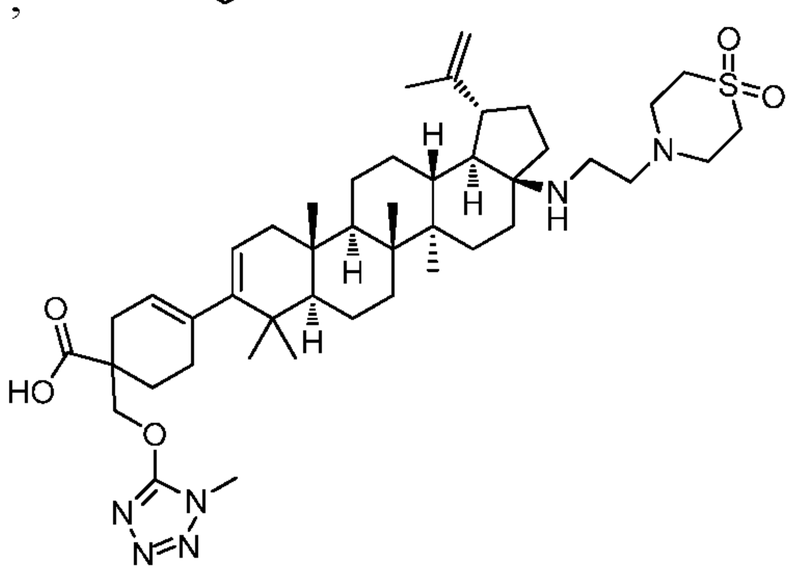

,

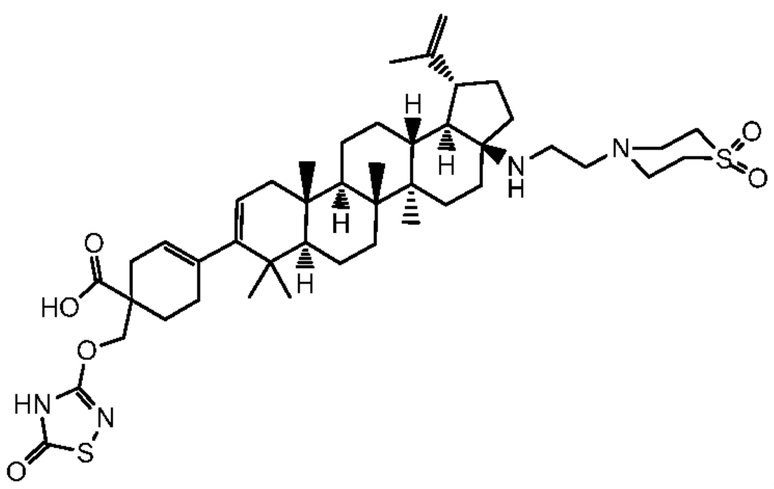

,

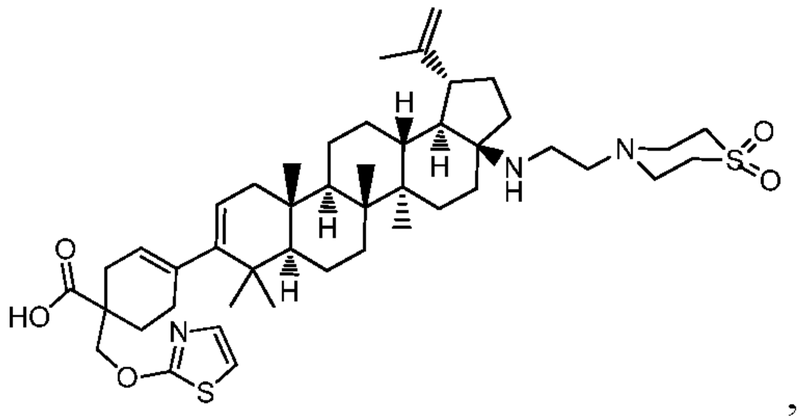

,

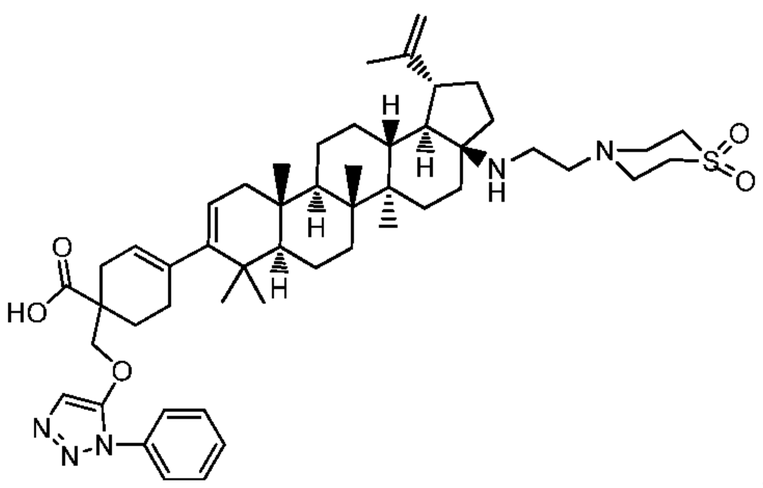

,

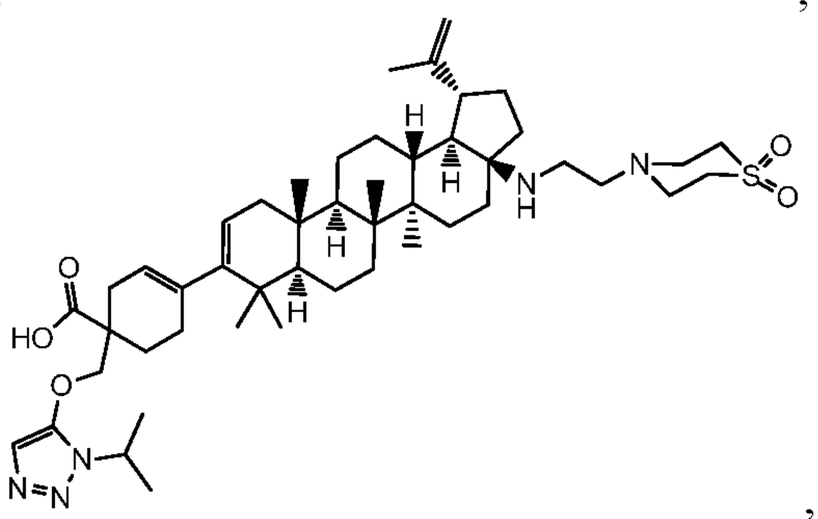

,

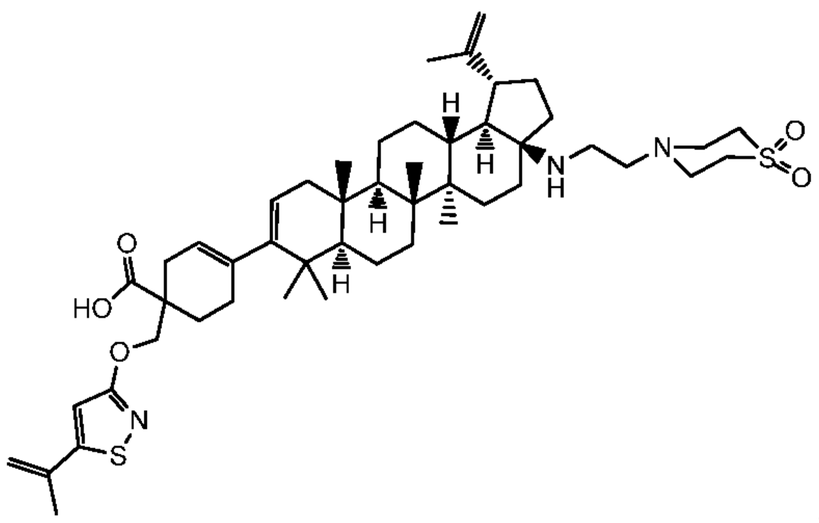

,

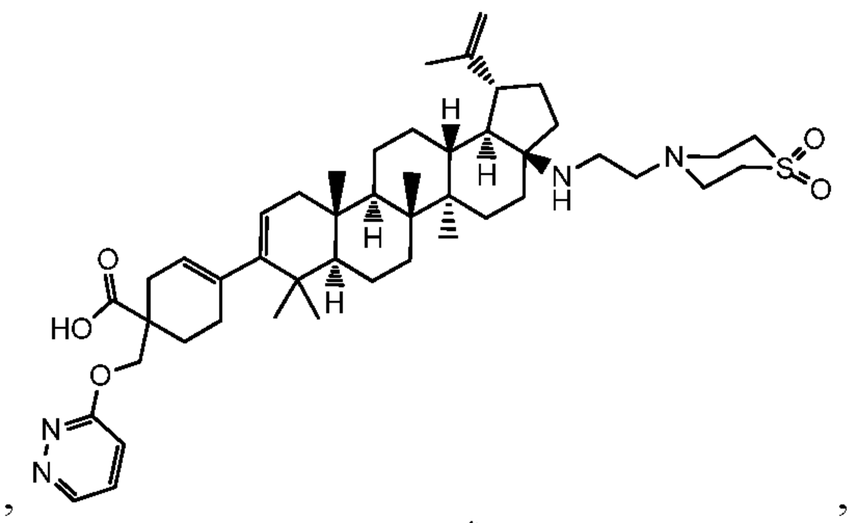

,

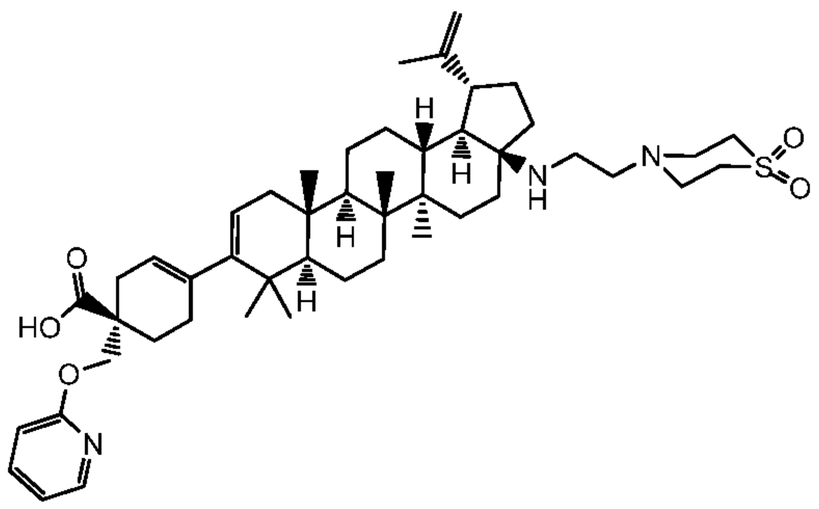

,

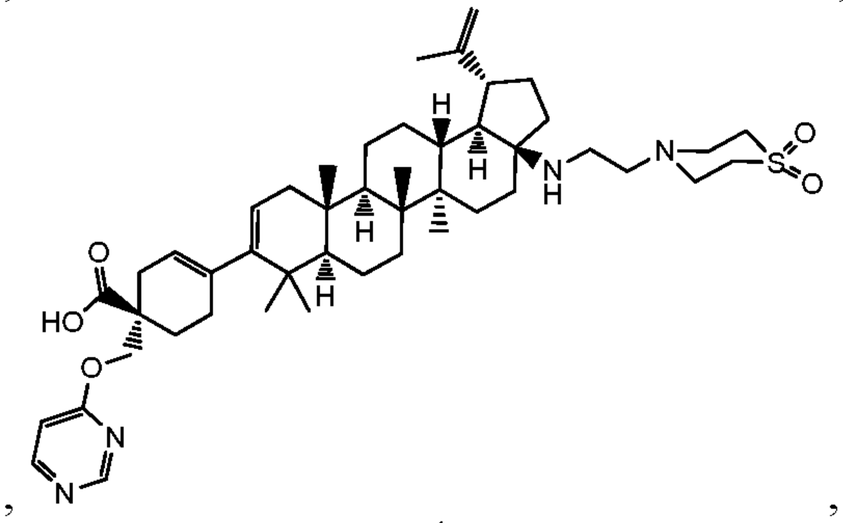

,

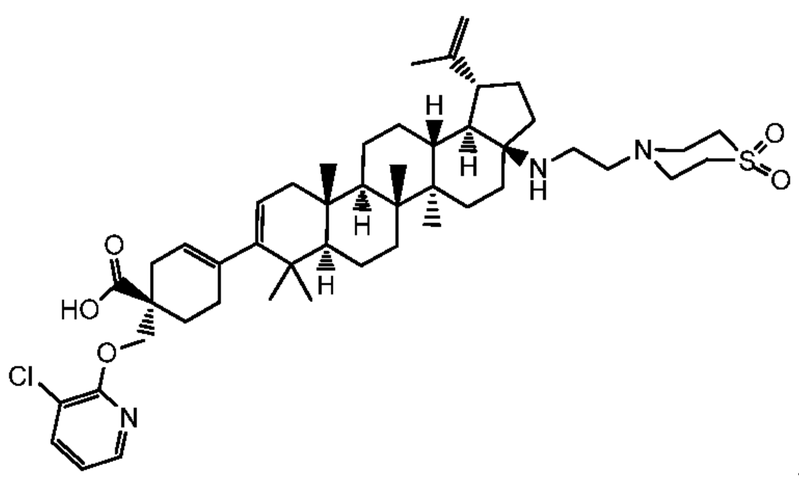

,

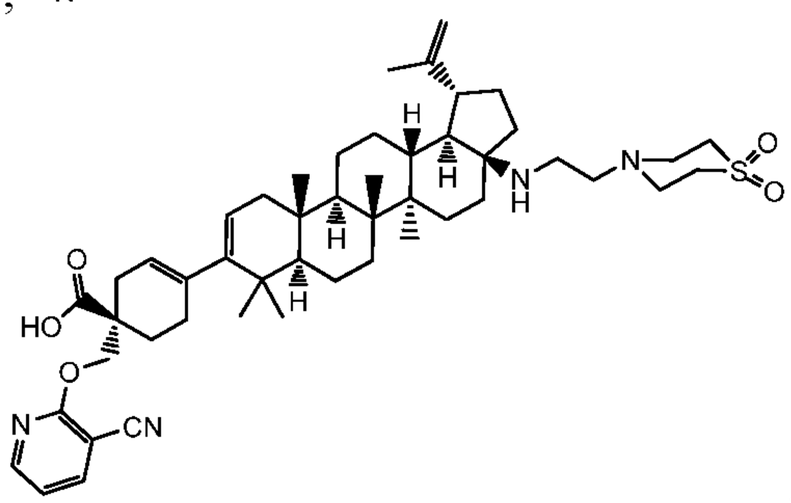

,

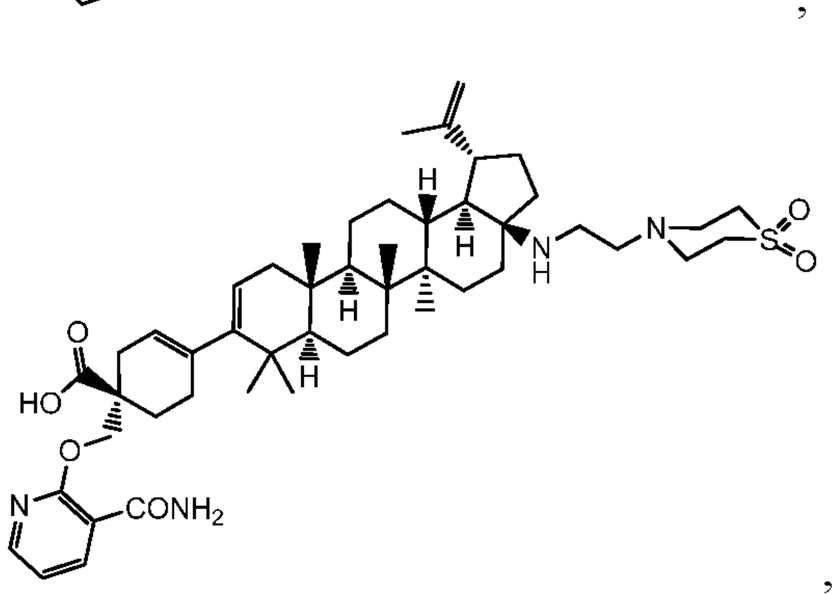

,

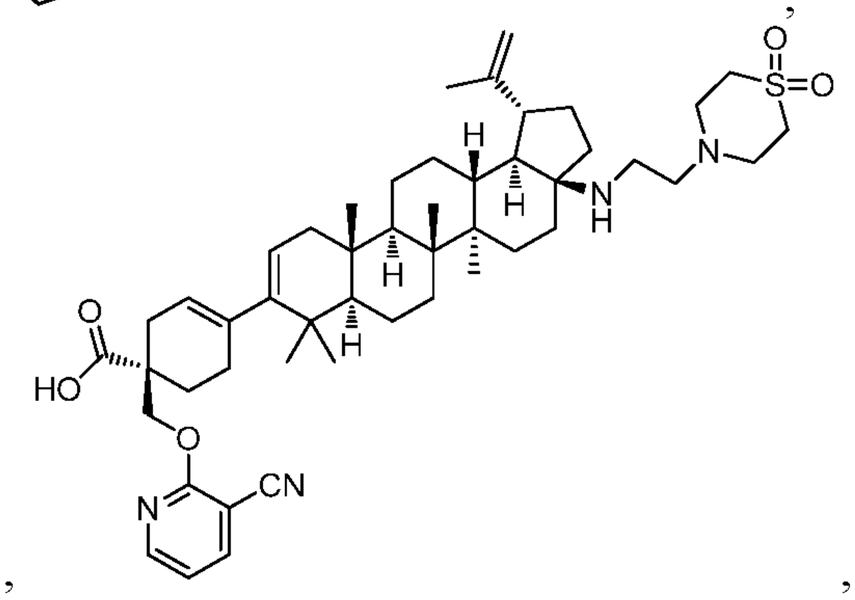

,

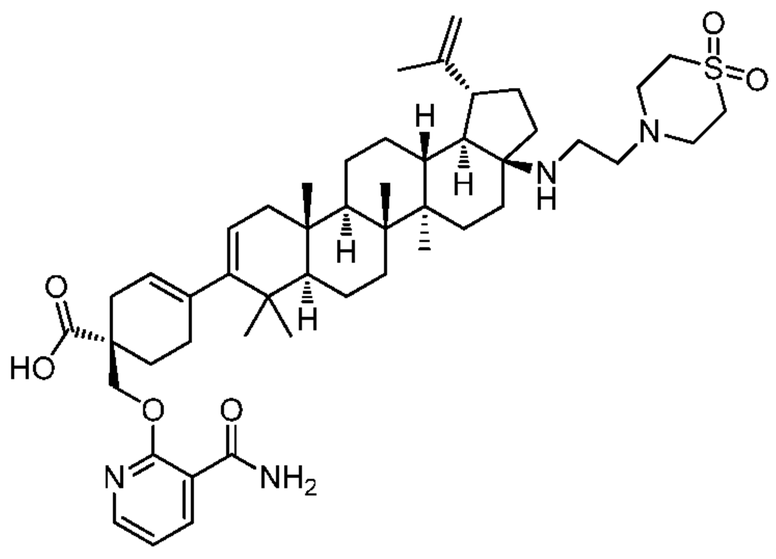

,

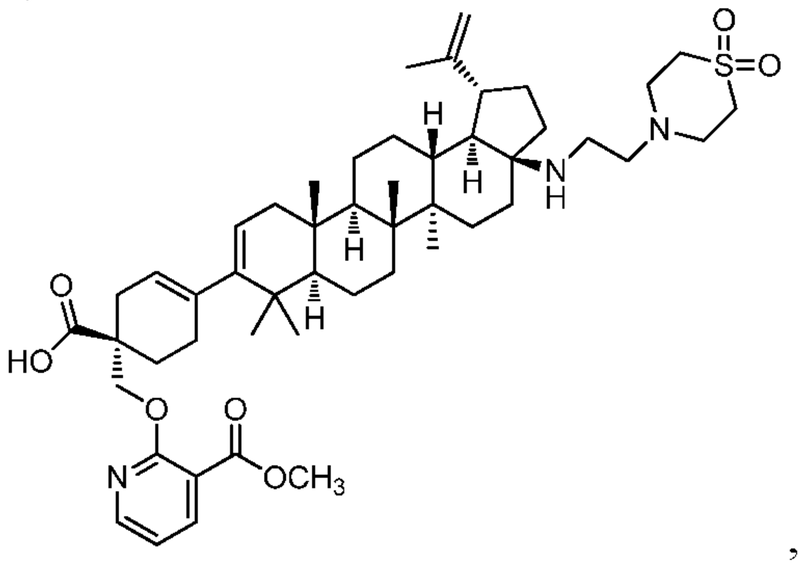

5 ,

,

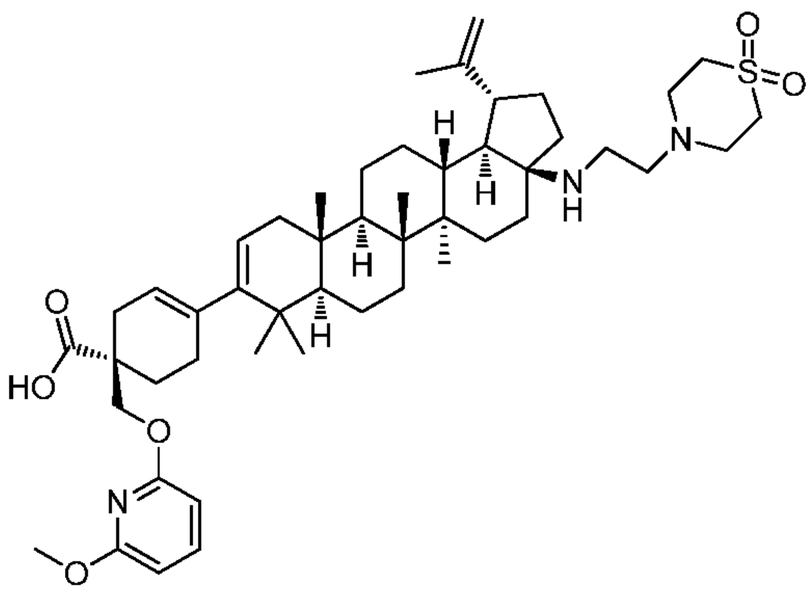

,

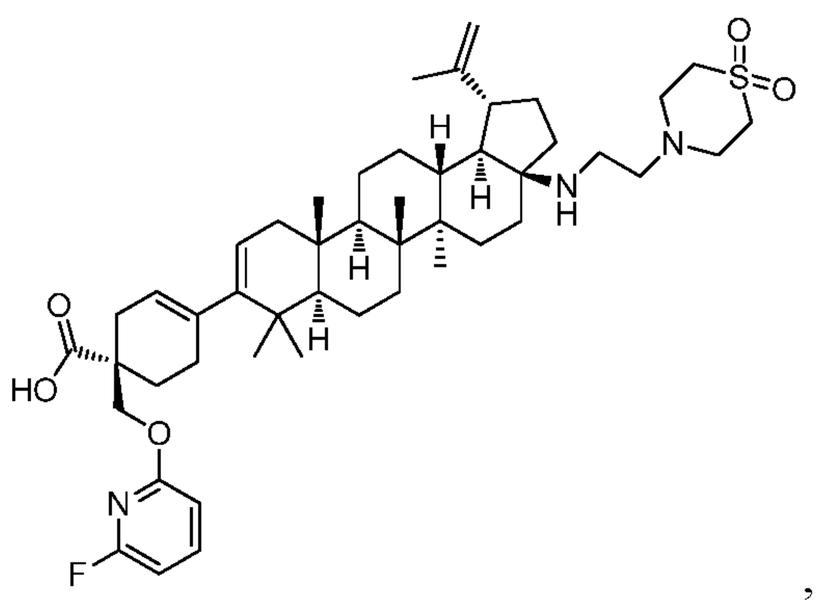

,

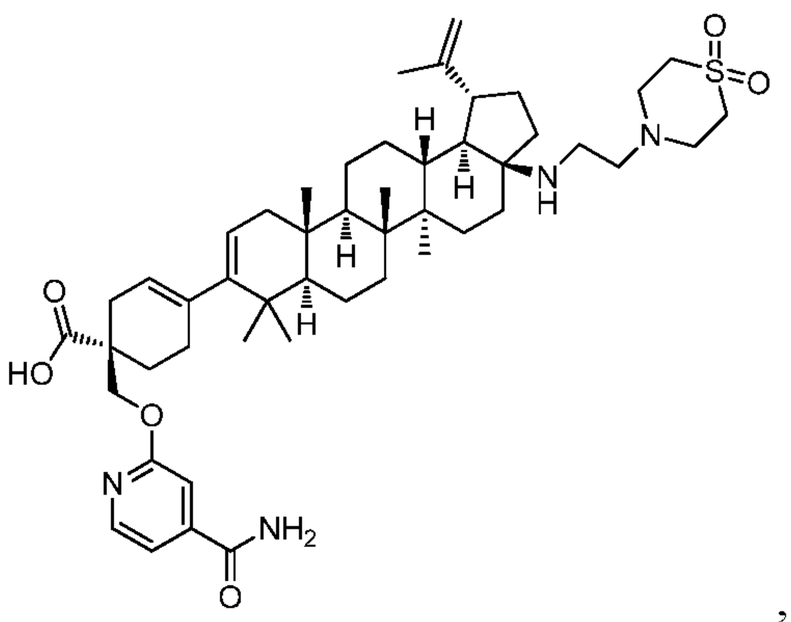

,

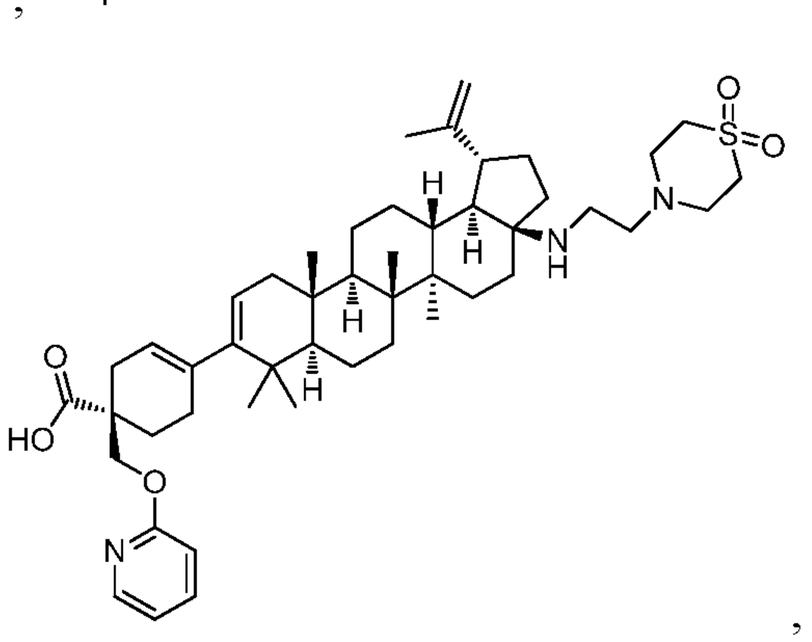

,

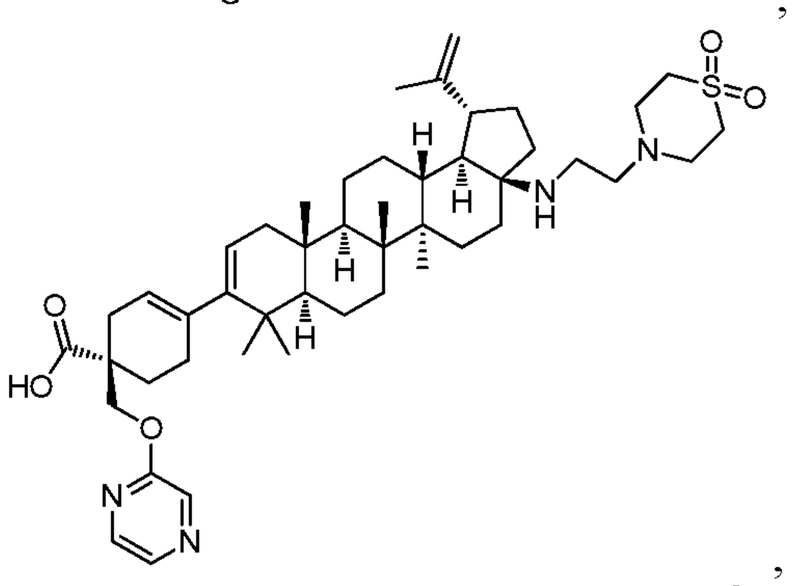

,

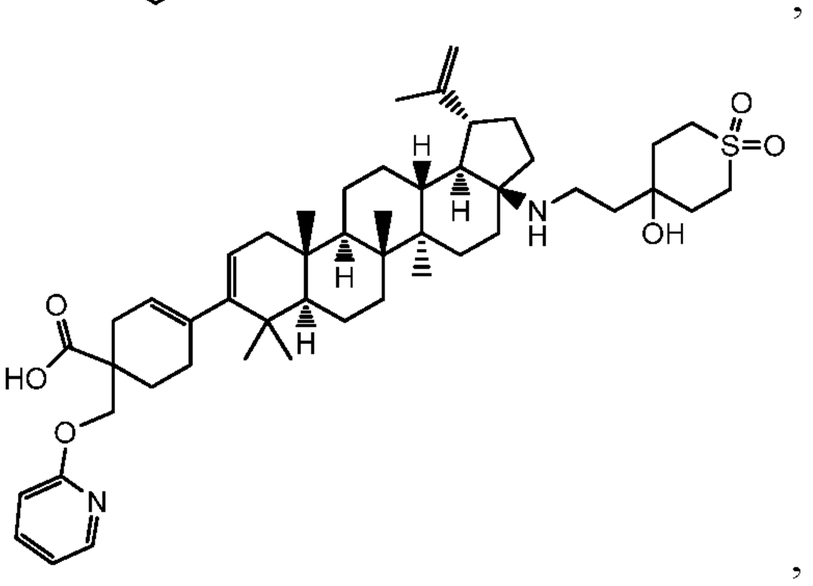

,

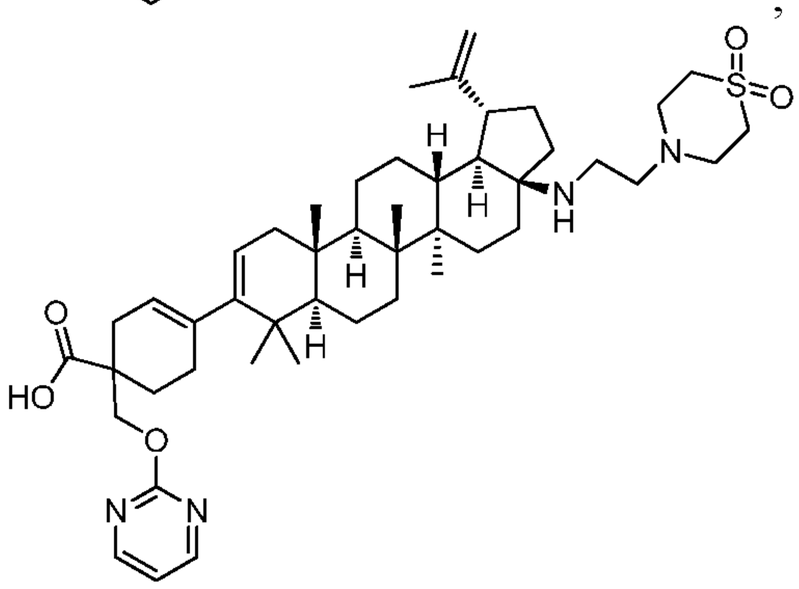

,

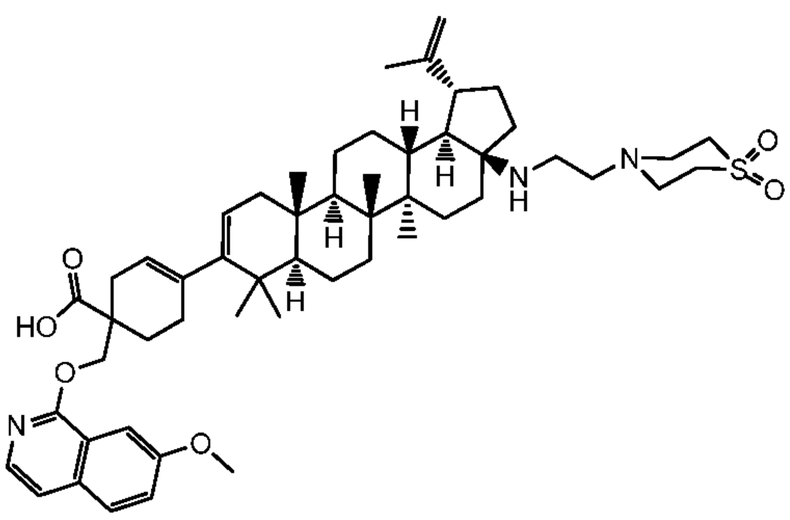

,

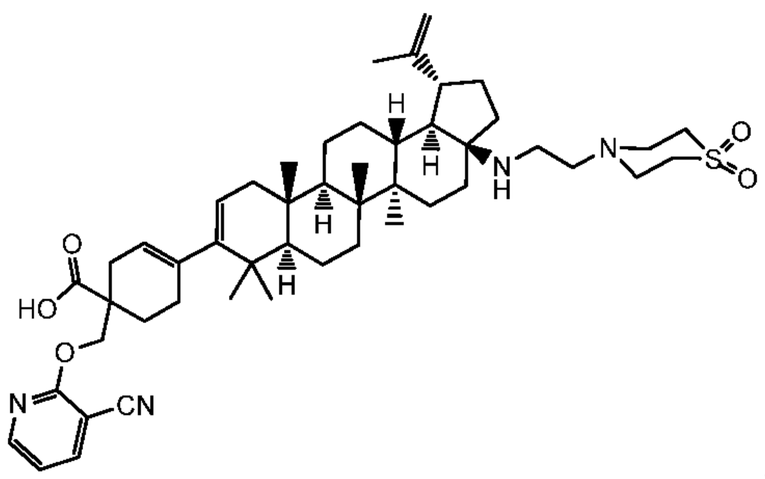

,

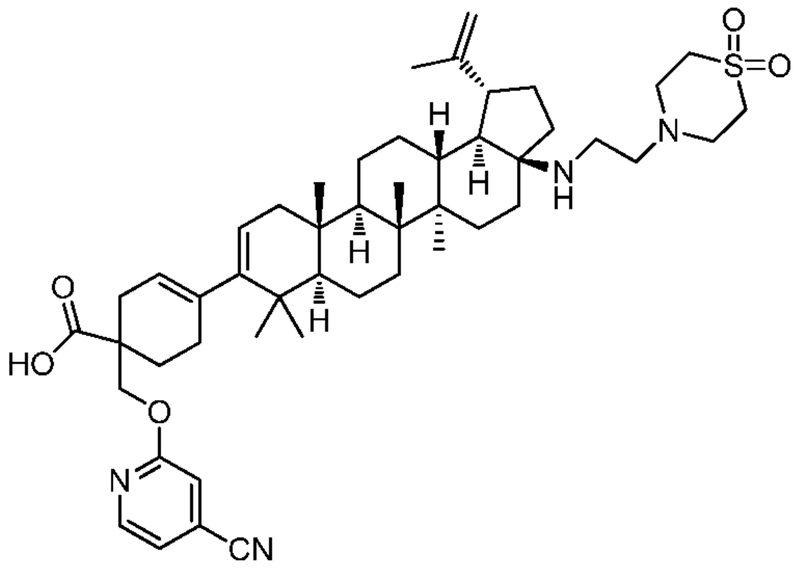

,

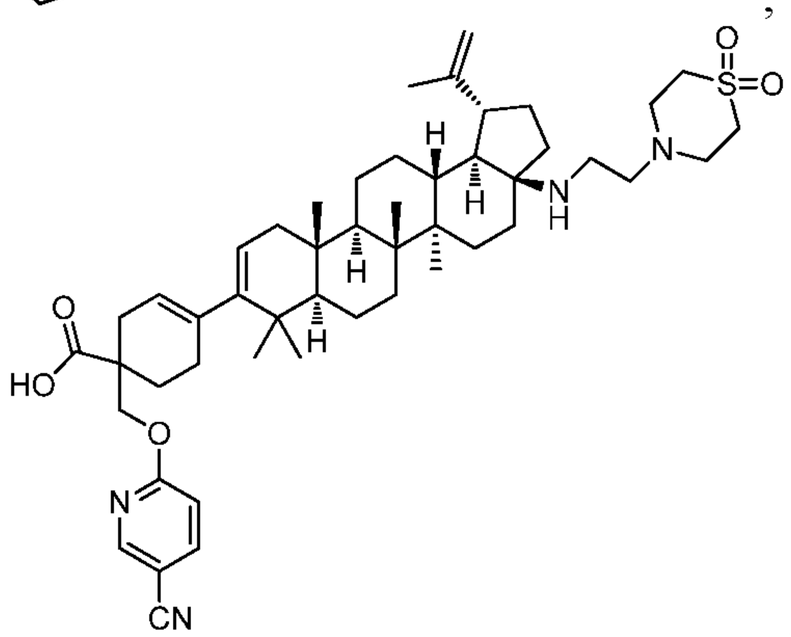

,

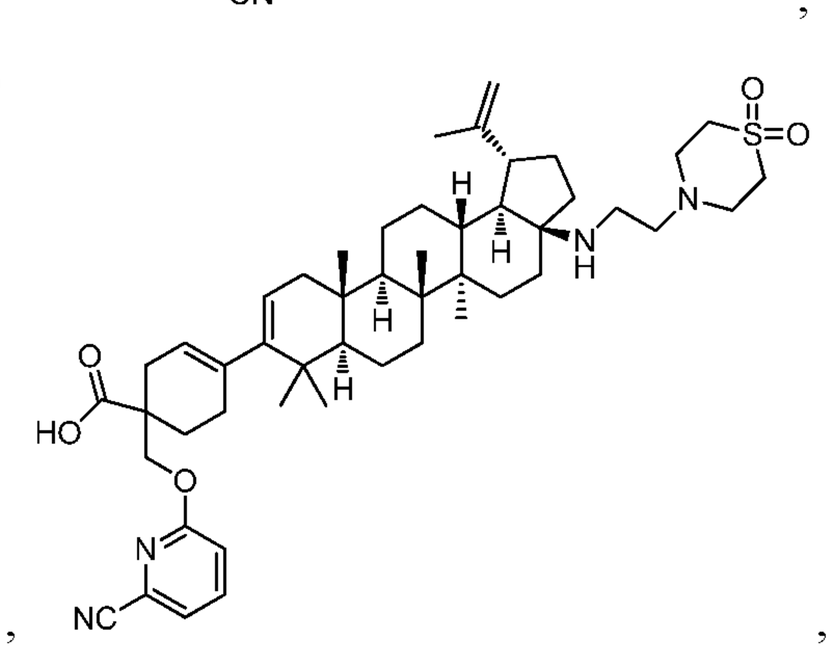

,

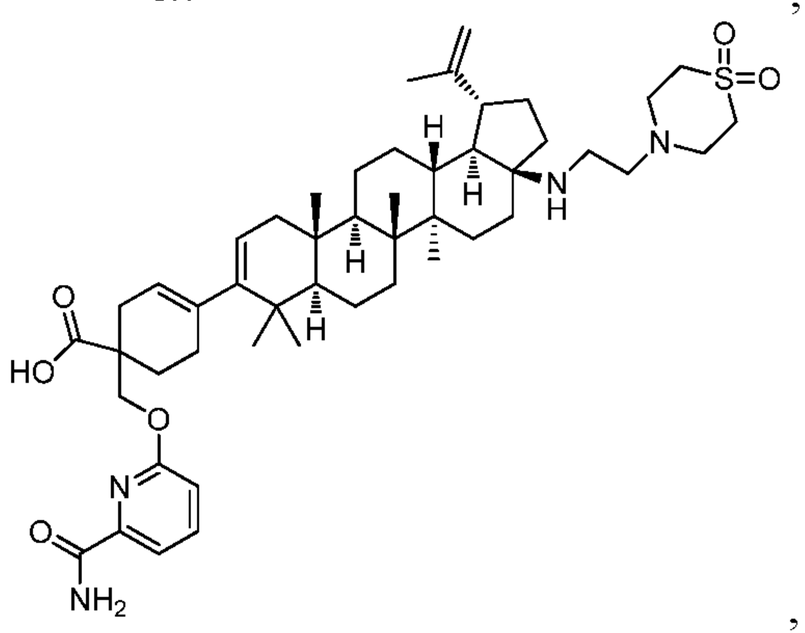

,

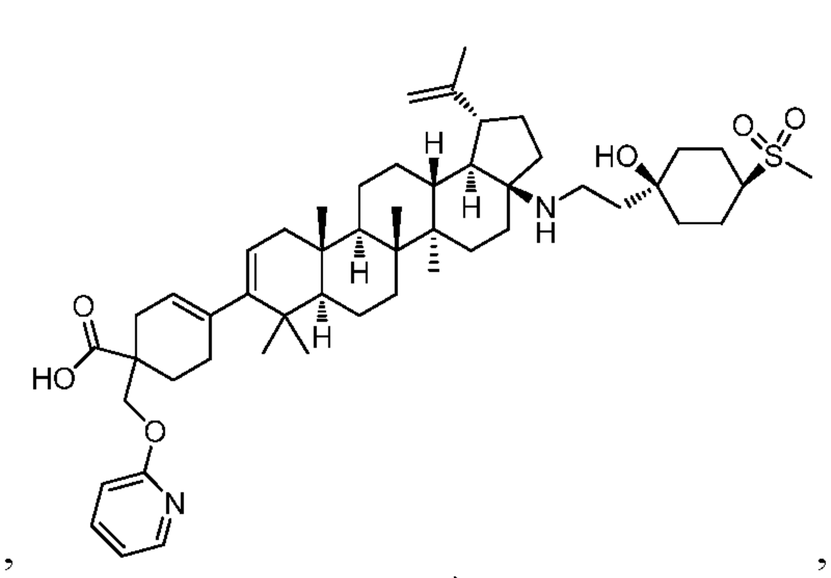

,

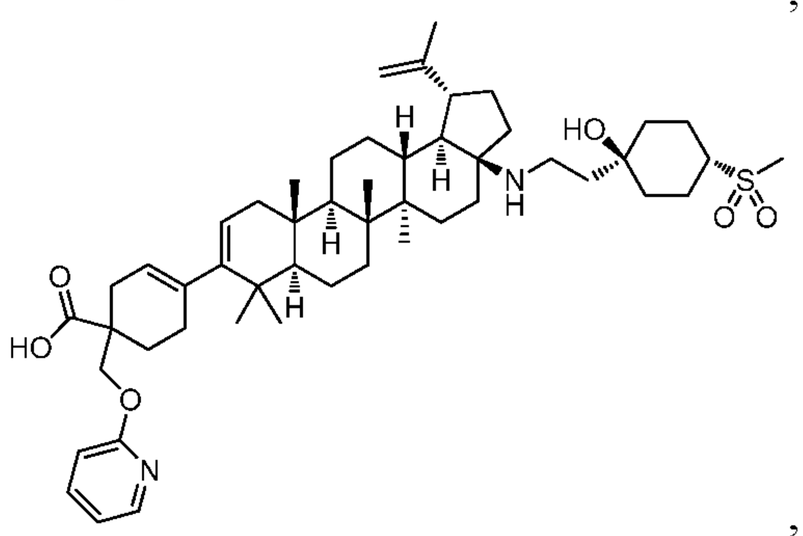

,

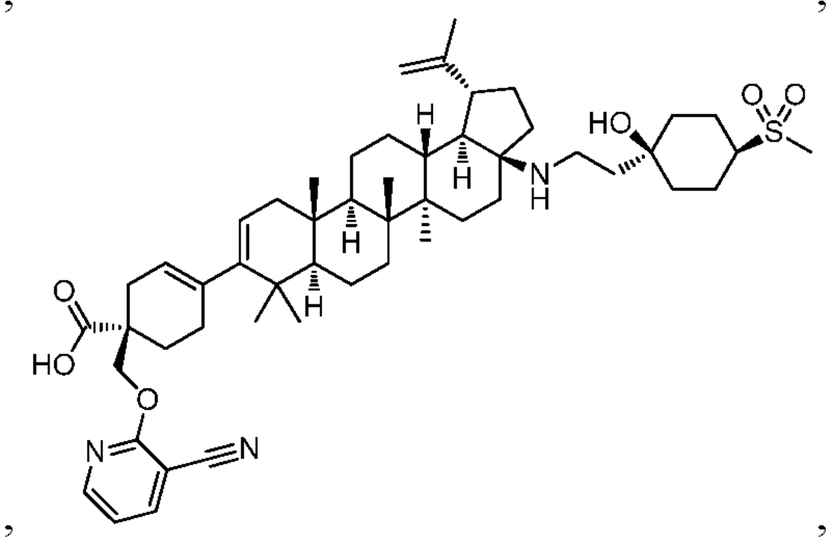

,

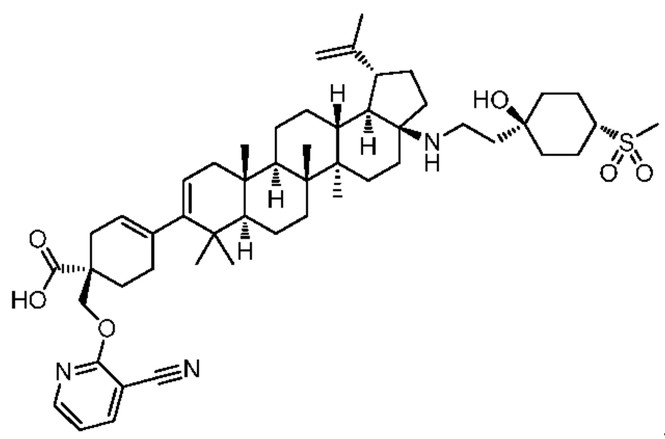
,
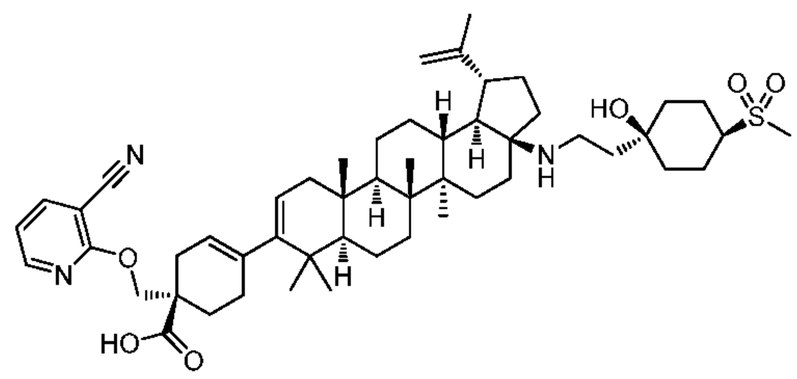
,
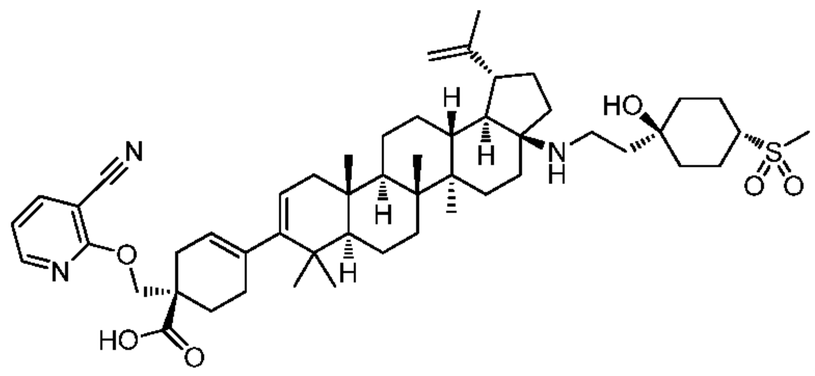
,
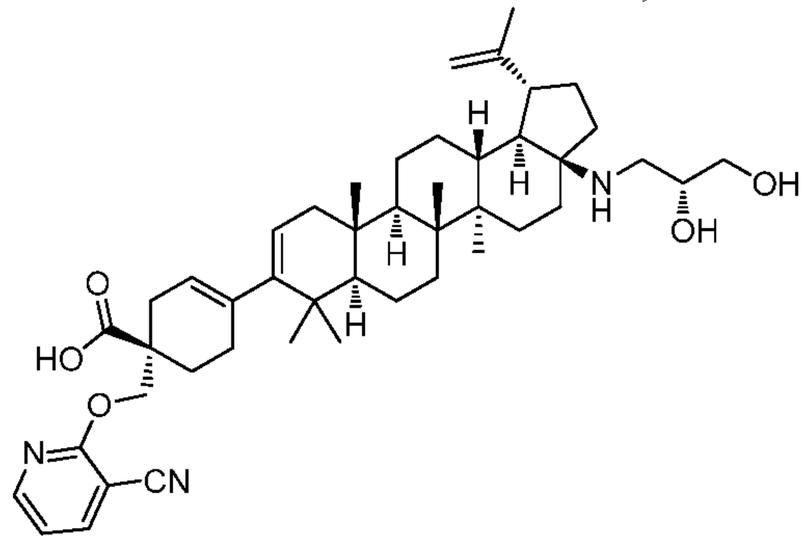
,
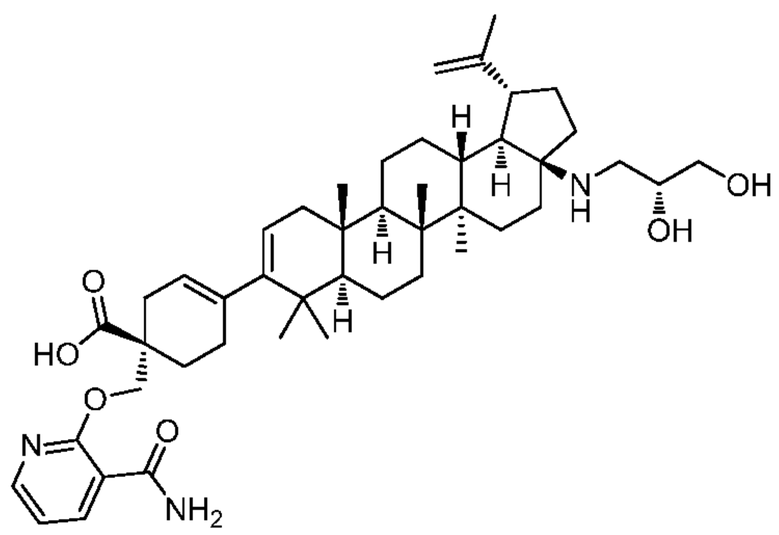
,
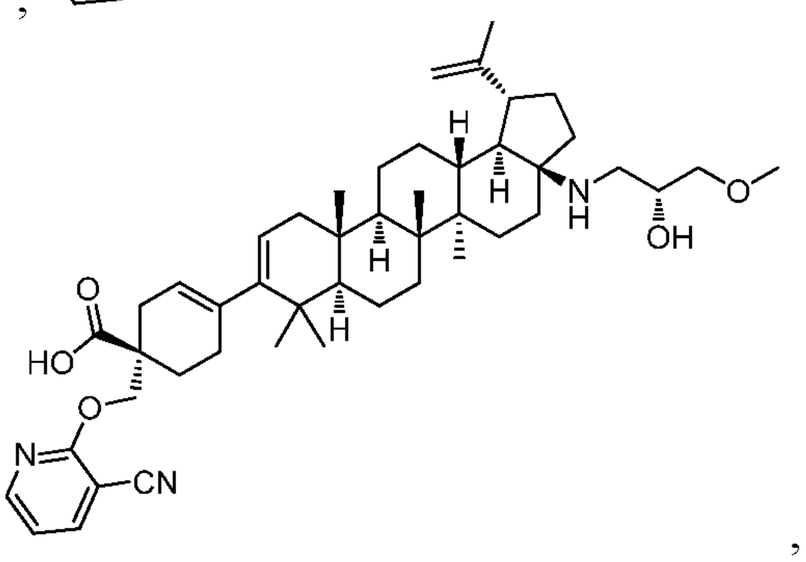
,
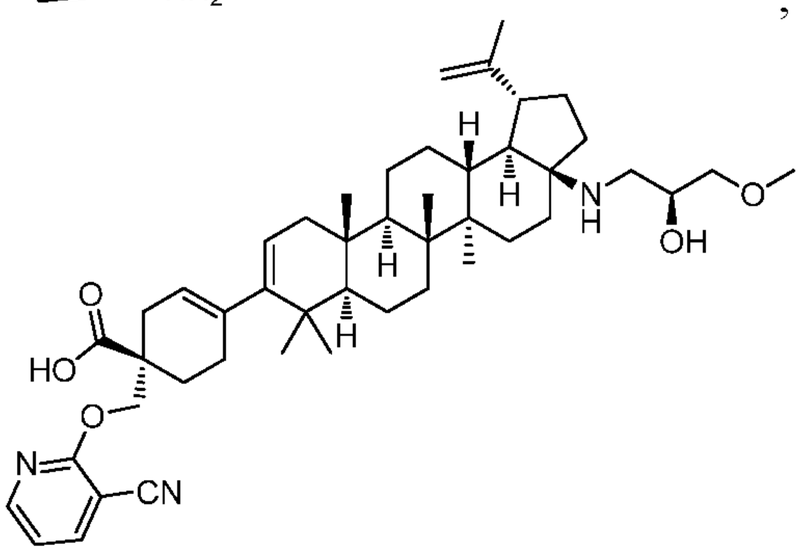
,
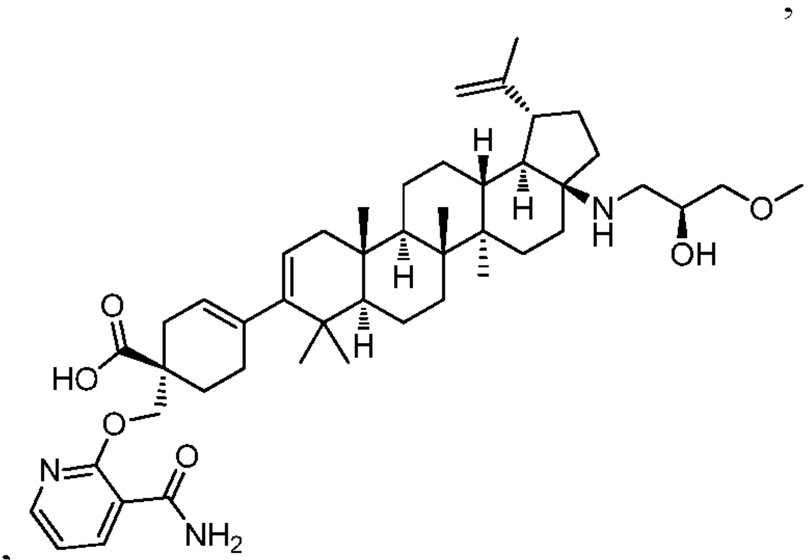
,
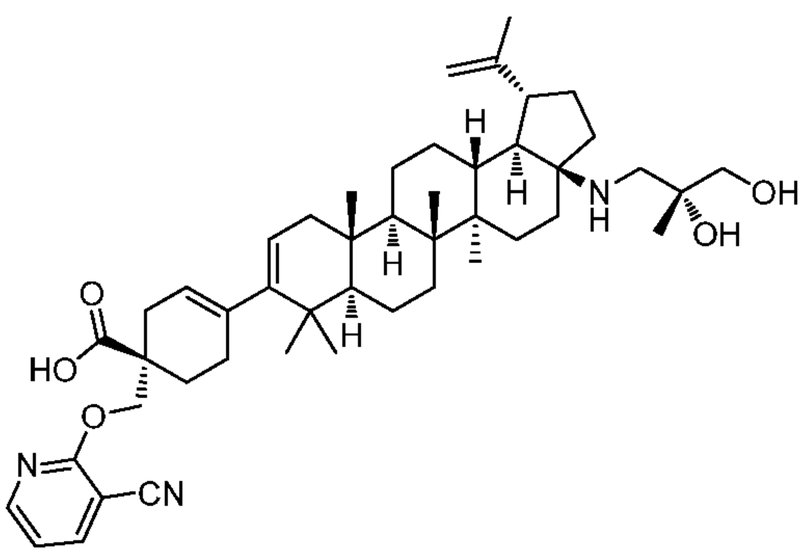
,
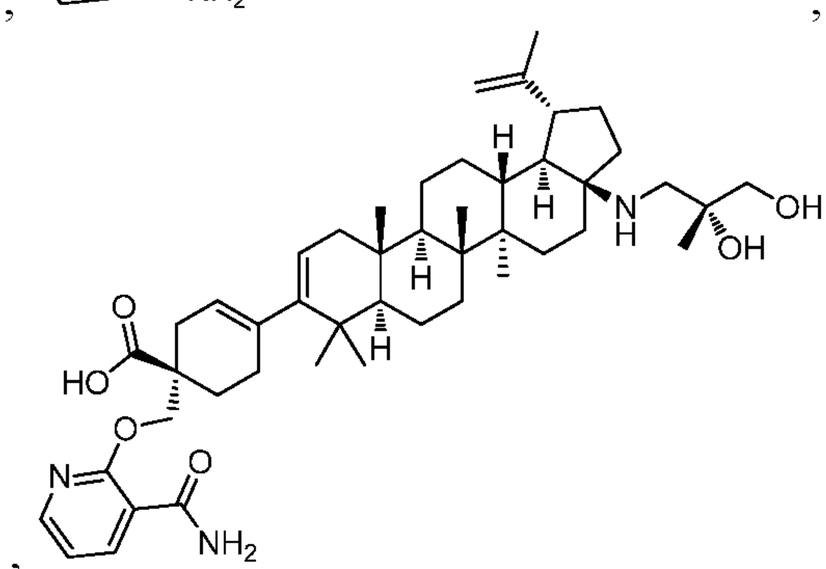
,

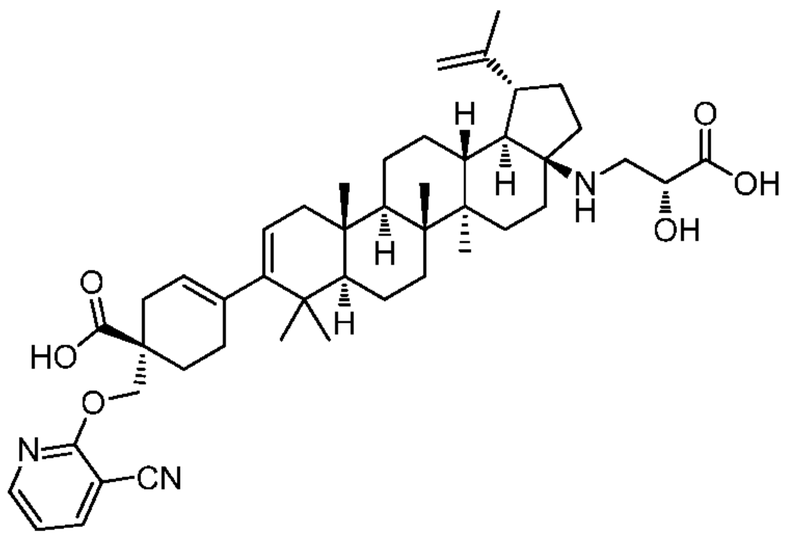
,
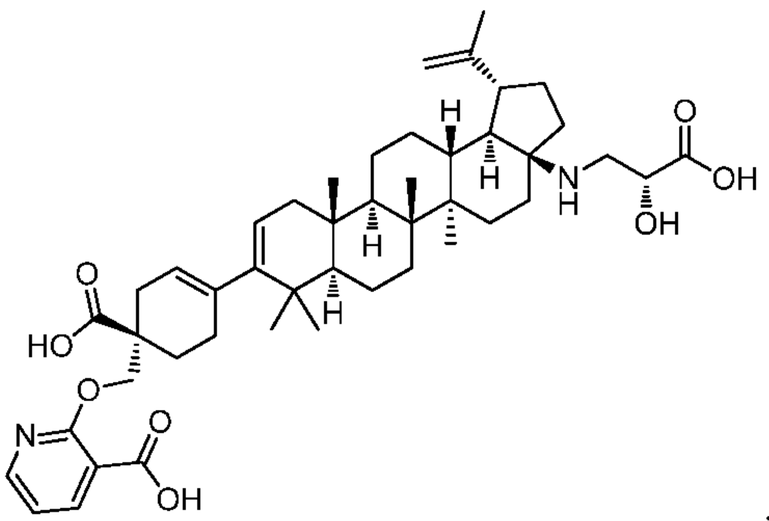
,
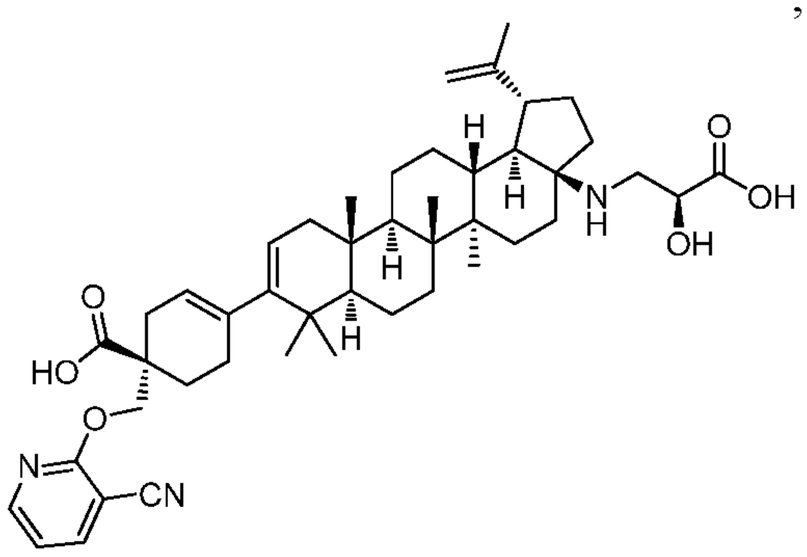
,
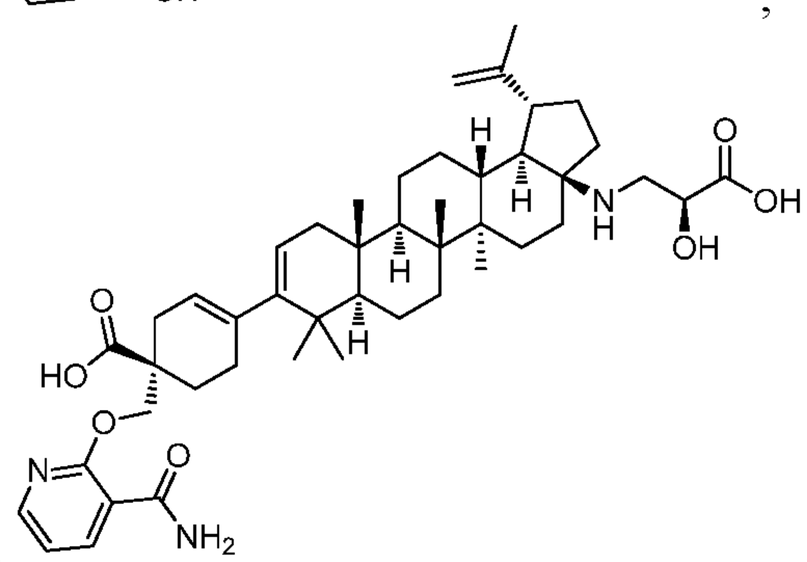
,
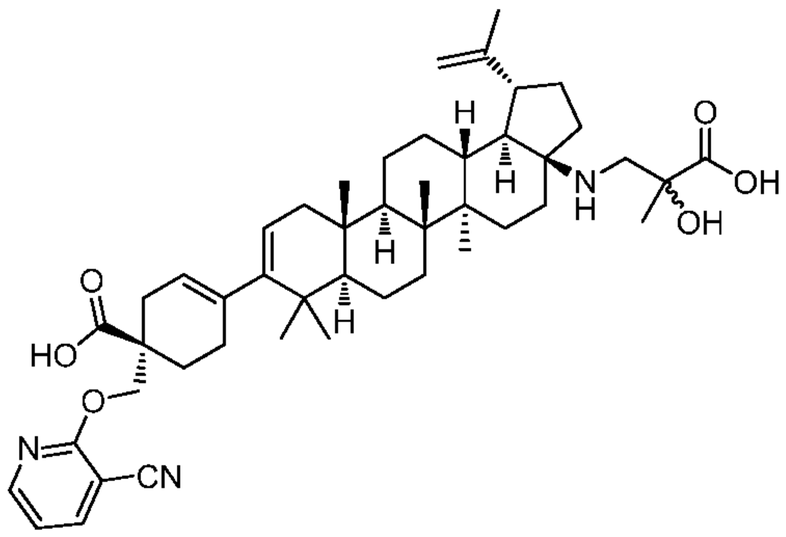
,
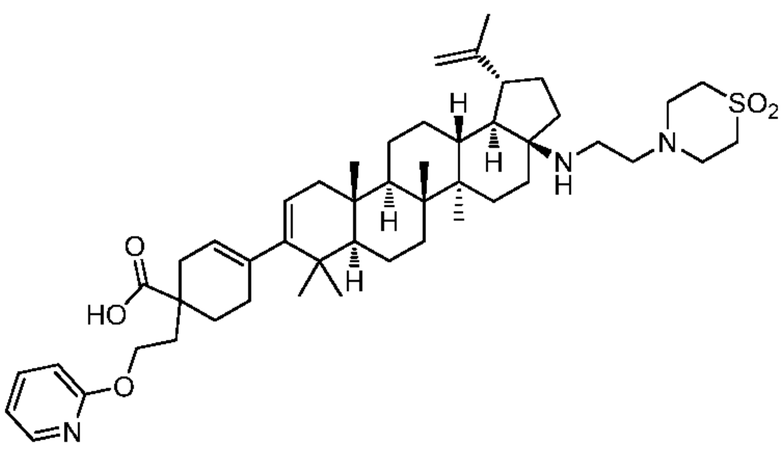
,
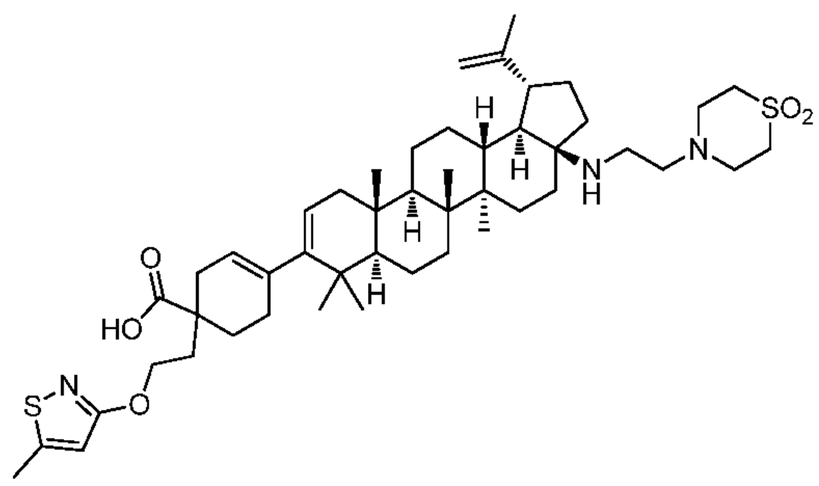
,
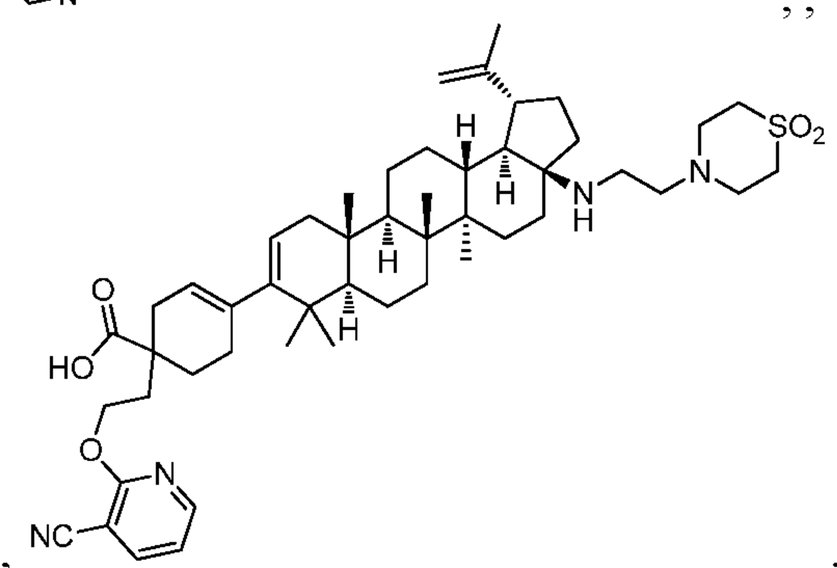
,

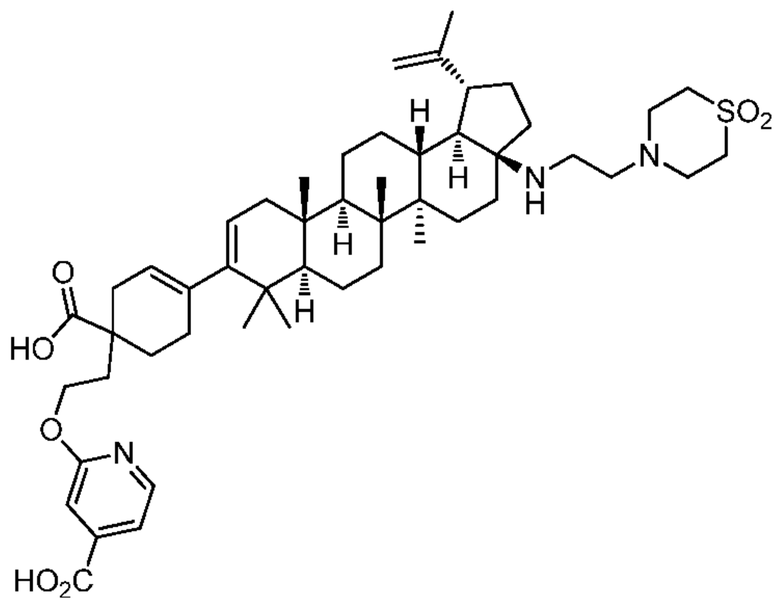
,
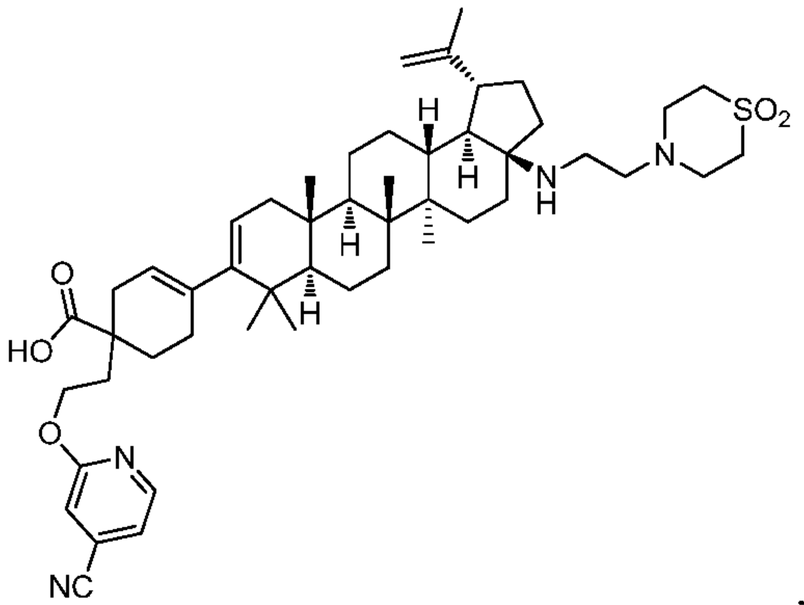
,
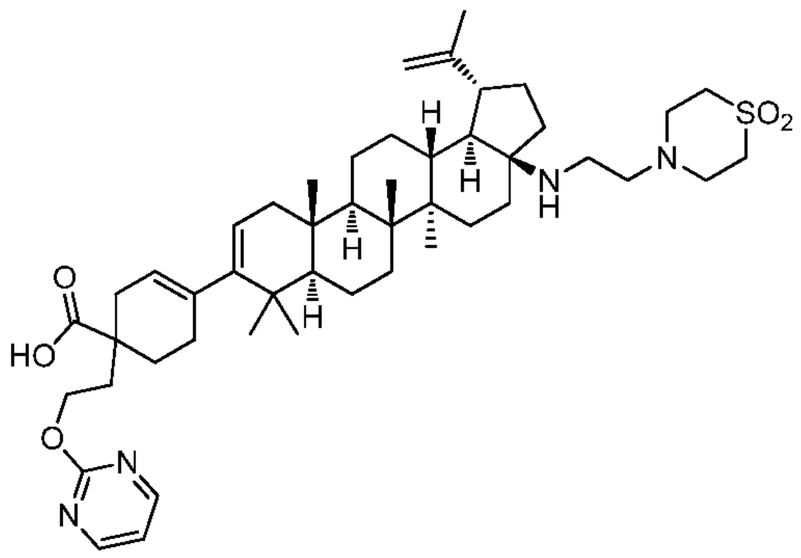
,
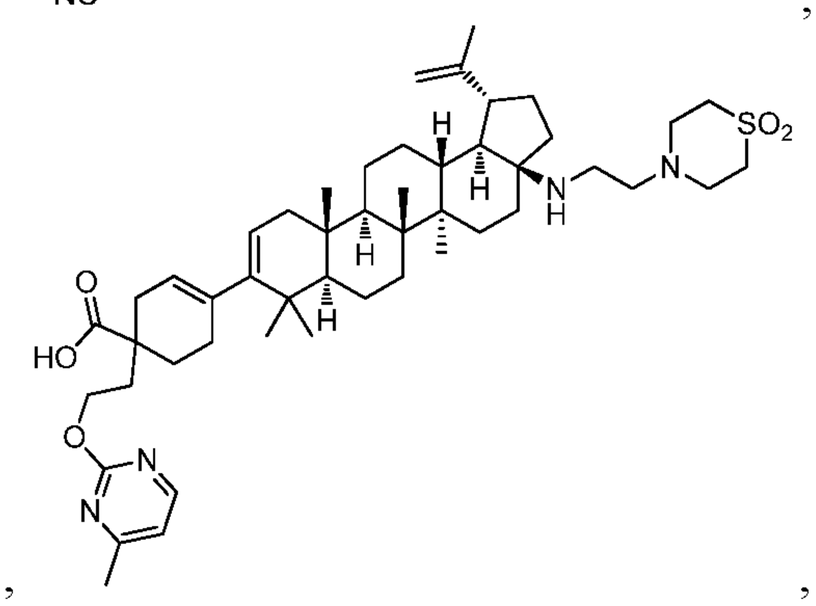
,
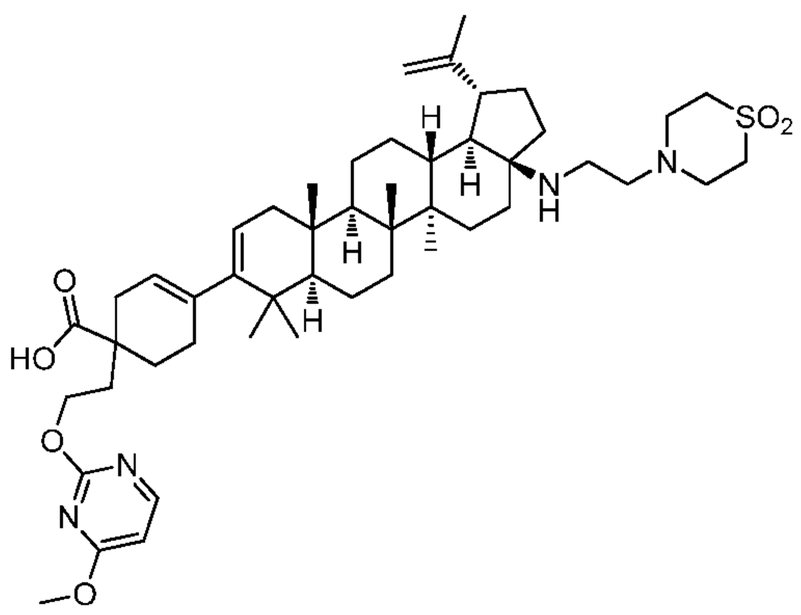
,
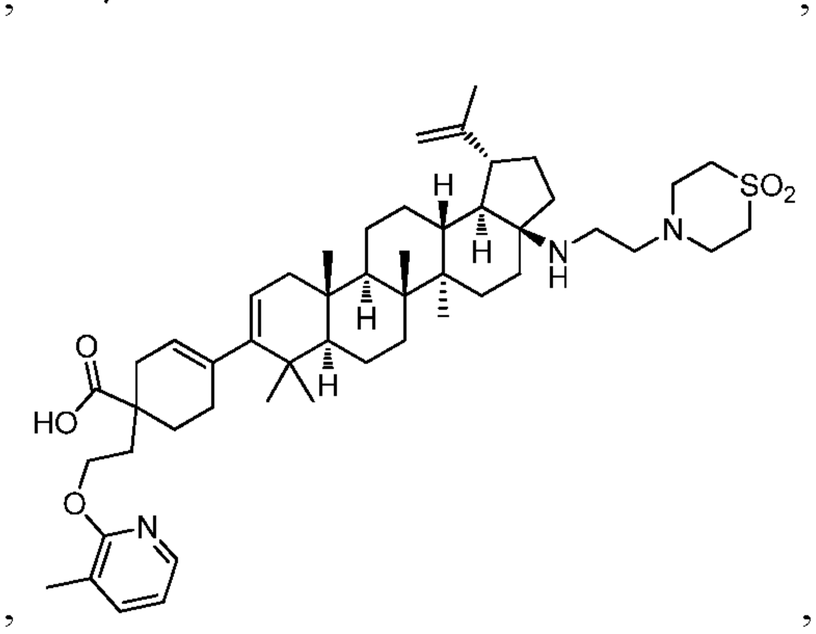
,
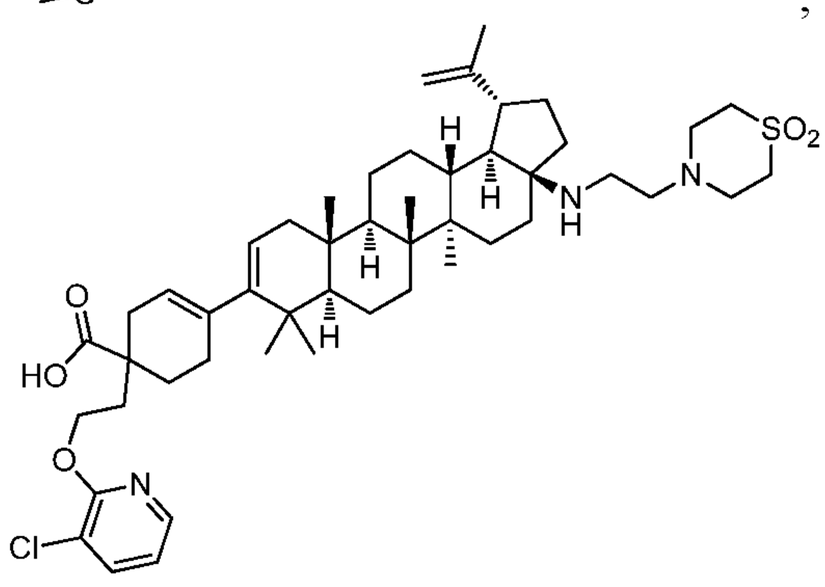
,
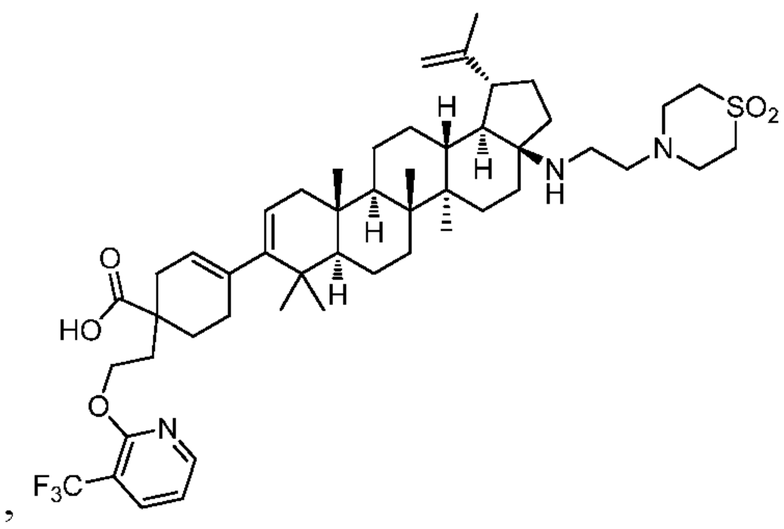
,

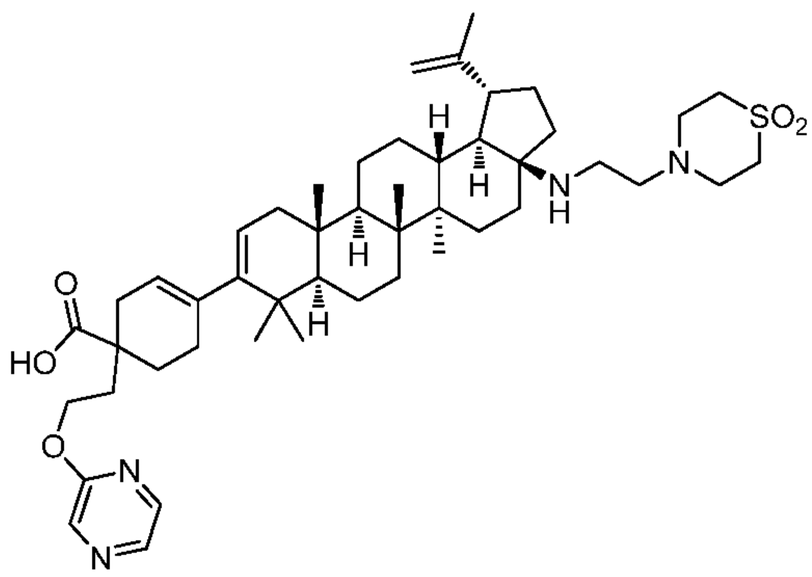
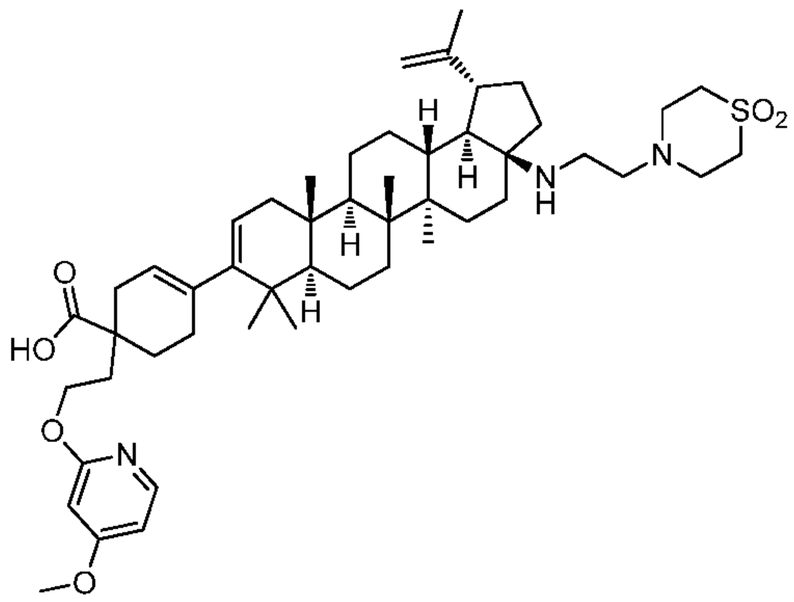
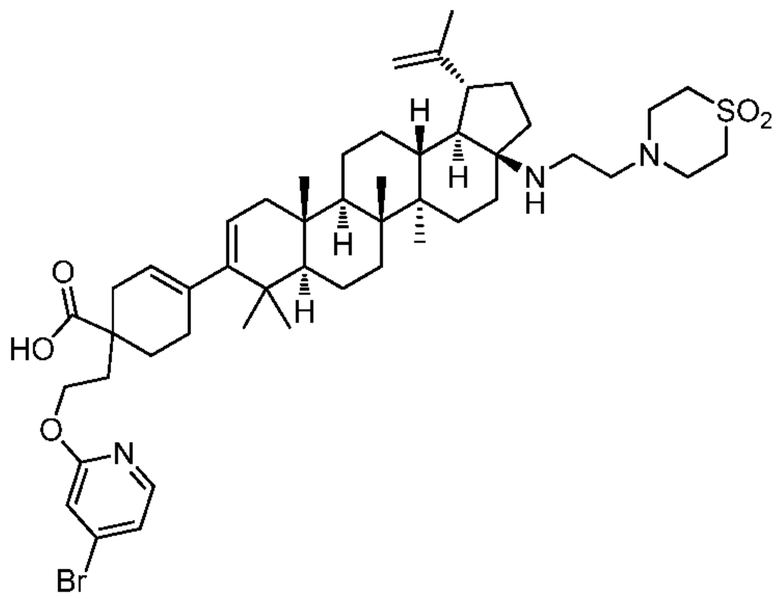
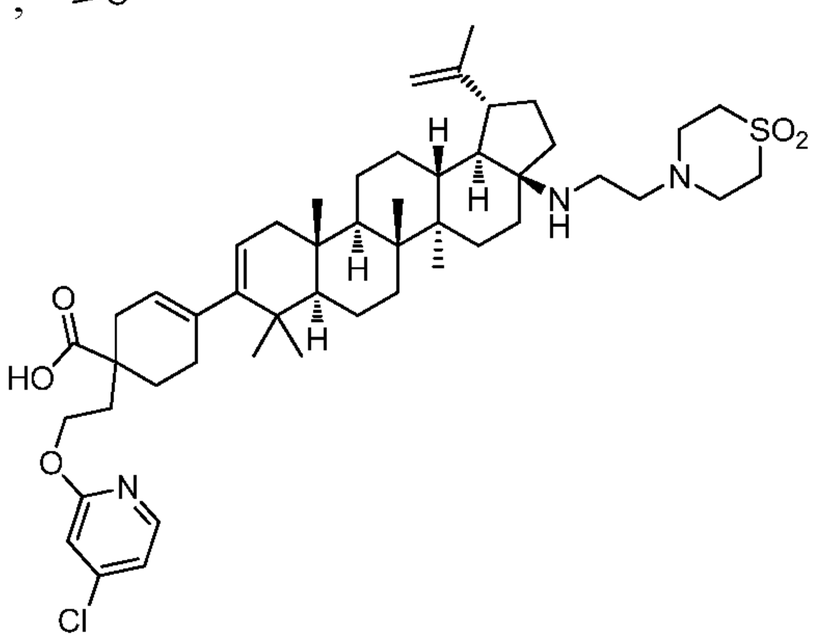

and

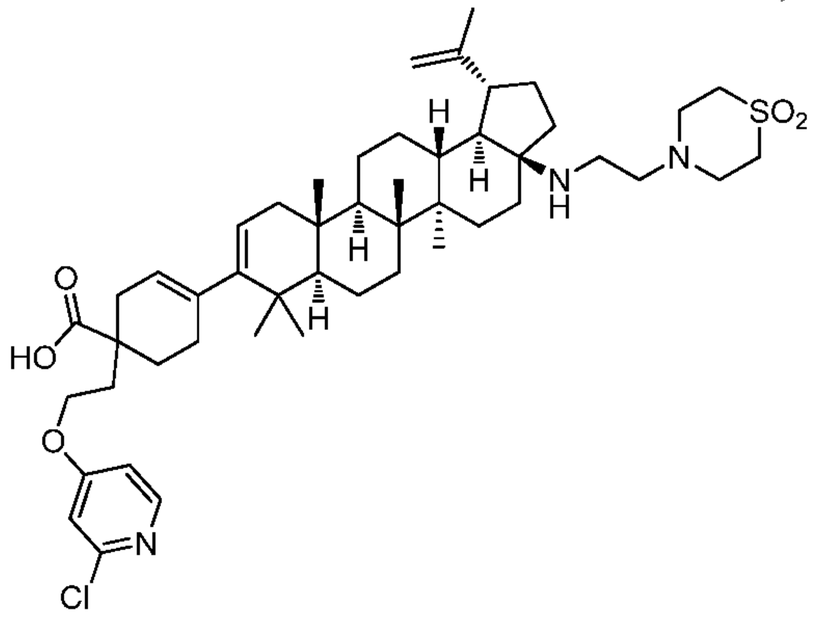

.

In another embodiment, preferred compounds, including pharmaceutically acceptable salts thereof, will be the following:

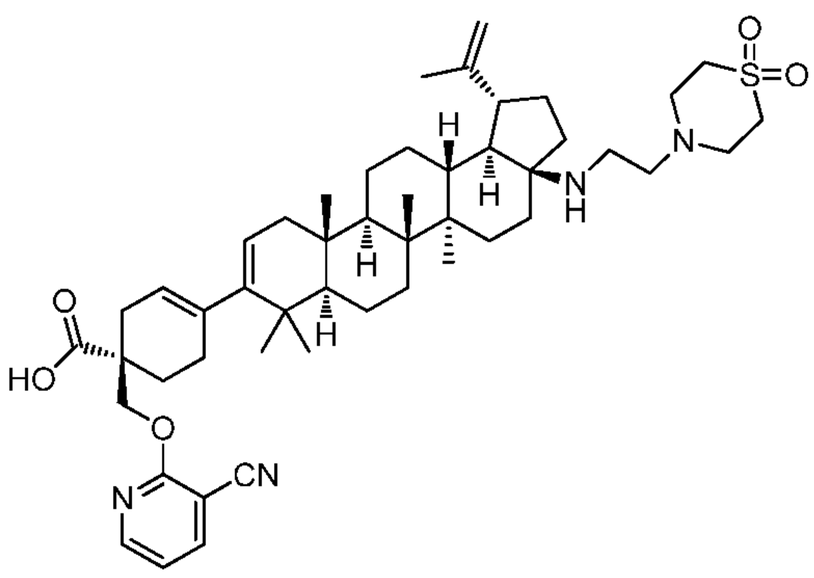

,

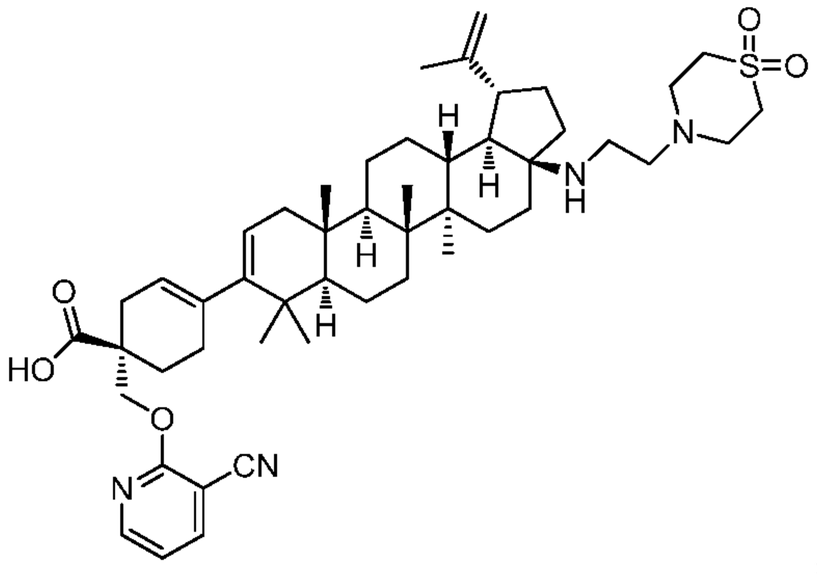

,

, and

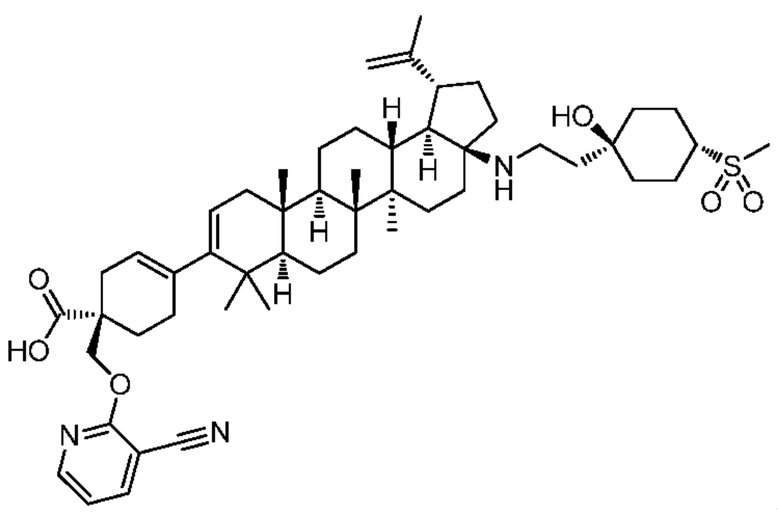

.

The compounds above represent the mixture of diastereoisomers, and the two individual disastereomers. In certain embodiments, one of the specific diastereomers may be particularly preferred.

The compounds of the present invention, according to all the various embodiments described above, may be administered orally, parenterally (including subcutaneous injections, intravenous, intramuscular, intrasternal injection or infusion techniques), by inhalation spray, or rectally, and by other means, in dosage unit formulations containing non-toxic pharmaceutically acceptable carriers, excipients and diluents available to the skilled artisan. One or more adjuvants may also be included.

Thus, in accordance with the present invention, there is further provided a method of treatment, and a pharmaceutical composition, for treating viral infections such as HIV infection and AIDS. The treatment involves administering to a patient in need of such treatment a pharmaceutical composition which contains an antiviral effective amount of one or more of the compounds of Formula I together with one or more pharmaceutically acceptable carriers, excipients or diluents. As used herein, the term "antiviral effective amount" means the total amount of each active component of the composition and method that is sufficient to show a meaningful patient benefit, i.e., inhibiting, ameliorating, or healing of acute conditions characterized by inhibition of HIV infection. When applied to an individual active ingredient, administered alone, the term refers to that ingredient alone. When applied to a combination, the term refers to combined amounts of the active ingredients that result in the therapeutic effect, whether administered in combination, serially or simultaneously. The terms "treat, treating, treatment" as used herein and in the claims means preventing, inhibiting, ameliorating and/or healing diseases and conditions associated with HIV infection.

The pharmaceutical compositions of the invention may be in the form of orally administrable suspensions or tablets; as well as nasal sprays, sterile injectable preparations, for example, as sterile injectable aqueous or oleaginous suspensions or suppositories. Pharmaceutically acceptable carriers, excipients or diluents may be utilized in the pharmaceutical compositions, and are those utilized in the art of pharmaceutical preparations.

When administered orally as a suspension, these compositions are prepared according to techniques typically known in the art of pharmaceutical formulation and may contain microcrystalline cellulose for imparting bulk, alginic acid or sodium alginate as a suspending agent, methylcellulose as a viscosity enhancer, and sweeteners/flavoring agents known in the art. As immediate release tablets, these compositions may contain microcrystalline cellulose, dicalcium phosphate, starch, magnesium stearate and lactose and/or other excipients, binders, extenders, disintegrants, diluents, and lubricants known in the art.

The injectable solutions or suspensions may be formulated according to known art, using suitable non-toxic, parenterally acceptable diluents or solvents, such as mannitol, 1,3-butanediol, water, Ringer's solution or isotonic sodium chloride solution, or suitable dispersing or wetting and suspending agents, such as sterile, bland, fixed oils, including synthetic mono- or diglycerides, and fatty acids, including oleic acid.

The compounds herein set forth can be administered orally to humans in a dosage range of about 1 to 100 mg/kg body weight in divided doses, usually over an extended period, such as days, weeks, months, or even years. One preferred dosage range is about 1 to 10 mg/kg body weight orally in divided doses. Another preferred dosage range is about 1 to 20 mg/kg body weight in divided doses. It will be understood, however, that the specific dose level and frequency of dosage for any particular patient may be varied and will depend upon a variety of factors including the activity of the specific compound employed, the metabolic stability and length of action of that compound, the age, body weight, general health, sex, diet, mode and time of administration, rate of excretion, drug combination, the severity of the particular condition, and the host undergoing therapy.

Also contemplated herein are combinations of the compounds of Formula I herein set forth, together with one or more other agents useful in the treatment of AIDS. For example, the compounds of this disclosure may be effectively administered, whether at periods of pre-exposure and/or post-exposure, in combination with effective amounts of the AIDS antivirals, immunomodulators, antiinfectives, or vaccines, such as those in the following non-limiting table:

ANTIVIRALS

Drug Name	*Manufacturer*	*Indication*
097	Hoechst/Bayer	HIV infection, AIDS, ARC (non-nucleoside reverse trans-criptase (RT) inhibitor)
Amprenavir 141 W94 GW 141	Glaxo Wellcome	HIV infection, AIDS, ARC (protease inhibitor)
Abacavir (1592U89) GW 1592	Glaxo Wellcome	HIV infection, AIDS, ARC (RT inhibitor)
Acemannan	Carrington Labs (Irving, TX)	ARC
Acyclovir	Burroughs Wellcome	HIV infection, AIDS, ARC
AD-439	Tanox Biosystems	HIV infection, AIDS, ARC
AD-519	Tanox Biosystems	HIV infection, AIDS, ARC
Adefovir dipivoxil AL-721	Gilead Sciences Ethigen	HIV infection ARC, PGL

	(Los Angeles, CA)	HIV positive, AIDS
Alpha Interferon	Glaxo Wellcome	Kaposi's sarcoma, HIV in combination w/Retrovir
Ansamycin LM 427	Adria Laboratories (Dublin, OH) Erbamont (Stamford, CT)	ARC
Antibody which Neutralizes pH Labile alpha aberrant Interferon	Advanced Biotherapy Concepts (Rockville, MD)	AIDS, ARC
AR177	Aronex Pharm	HIV infection, AIDS, ARC
Beta-fluoro-ddA	Nat'l Cancer Institute	AIDS-associated diseases
BMS-234475 (CGP-61755)	Bristol-Myers Squibb/ Novartis	HIV infection, AIDS, ARC (protease inhibitor)
CI-1012	Warner-Lambert	HIV-1 infection
Cidofovir	Gilead Science	CMV retinitis, herpes, papillomavirus
Curdlan sulfate	AJI Pharma USA	HIV infection
Cytomegalovirus	MedImmune	CMV retinitis

Immune globin		
Cytovene	Syntex	Sight threatening
Ganciclovir		CMV peripheral CMV retinitis
Darunavir	Tibotec- J & J	HIV infection, AIDS, ARC (protease inhibitor)
Delaviridine	Pharmacia-Upjohn	HIV infection, AIDS, ARC (RT inhibitor)
Dextran Sulfate	Ueno Fine Chem. Ind. Ltd. (Osaka, Japan)	AIDS, ARC, HIV positive asymptomatic
ddC Dideoxycytidine	Hoffman-La Roche	HIV infection, AIDS, ARC
ddI Dideoxyinosine	Bristol-Myers Squibb	HIV infection, AIDS, ARC; combination with AZT/d4T
DMP-450	AVID (Camden, NJ)	HIV infection, AIDS, ARC (protease inhibitor)

Efavirenz (DMP 266, SUSTIVA®) (-)6-Chloro-4-(S)-cyclopropylethynyl-4(S)-trifluoro-methyl-1,4-dihydro-2H-3,1-benzoxazin-2-one, STOCRINE	Bristol Myers Squibb	HIV infection, AIDS, ARC (non-nucleoside RT inhibitor)
EL10	Elan Corp, PLC (Gainesville, GA)	HIV infection
Etravirine	Tibotec/ J & J	HIV infection, AIDS, ARC (non-nucleoside reverse transcriptase inhibitor)
Famciclovir	Smith Kline	herpes zoster, herpes simplex
GS 840	Gilead	HIV infection, AIDS, ARC (reverse transcriptase inhibitor)
HBY097	Hoechst Marion Roussel	HIV infection, AIDS, ARC (non-nucleoside reverse transcriptase inhibitor)
Hypericin	VIMRx Pharm.	HIV infection, AIDS, ARC

Recombinant Human Interferon Beta	Triton Biosciences (Almeda, CA)	AIDS, Kaposi's sarcoma, ARC
Interferon alfa-n3	Interferon Sciences	ARC, AIDS
Indinavir	Merck	HIV infection, AIDS, ARC, asymptomatic HIV positive, also in combination with AZT/ddI/ddC
ISIS 2922	ISIS Pharmaceuticals	CMV retinitis
KNI-272	Nat'l Cancer Institute	HIV-assoc. diseases
Lamivudine, 3TC	Glaxo Wellcome	HIV infection, AIDS, ARC (reverse transcriptase inhibitor); also with AZT
Lobucavir	Bristol-Myers Squibb	CMV infection
Nelfinavir	Agouron Pharmaceuticals	HIV infection, AIDS, ARC (protease inhibitor)
Nevirapine	Boeheringer Ingleheim	HIV infection, AIDS, ARC (RT inhibitor)

Novapren	Novaferon Labs, Inc. (Akron, OH)	HIV inhibitor
Peptide T Octapeptide Sequence	Peninsula Labs (Belmont, CA)	AIDS
Trisodium Phosphonoformate	Astra Pharm. Products, Inc.	CMV retinitis, HIV infection, other CMV infections
PNU-140690	Pharmacia Upjohn	HIV infection, AIDS, ARC (protease inhibitor)
Probucol	Vyrex	HIV infection, AIDS
RBC-CD4	Sheffield Med. Tech (Houston, TX)	HIV infection, AIDS, ARC
Ritonavir	Abbott	HIV infection, AIDS, ARC (protease inhibitor)
Saquinavir	Hoffmann-LaRoche	HIV infection, AIDS, ARC (protease inhibitor)
Stavudine; d4T Didehydrodeoxy-Thymidine	Bristol-Myers Squibb	HIV infection, AIDS, ARC
Tipranavir	Boehringer Ingelheim	HIV infection, AIDS, ARC

		(protease inhibitor)
Valaciclovir	Glaxo Wellcome	Genital HSV & CMV infections
Virazole Ribavirin	Viratek/ICN (Costa Mesa, CA)	asymptomatic HIV positive, LAS, ARC
VX-478	Vertex	HIV infection, AIDS, ARC
Zalcitabine	Hoffmann-LaRoche	HIV infection, AIDS, ARC, with AZT
Zidovudine; AZT	Glaxo Wellcome	HIV infection, AIDS, ARC, Kaposi's sarcoma, in combination with other therapies
Tenofovir disoproxil, fumarate salt (VIREAD®)	Gilead	HIV infection, AIDS, (reverse transcriptase inhibitor)
EMTRIVA® (Emtricitabine) (FTC)	Gilead	HIV infection, AIDS, (reverse transcriptase inhibitor)
COMBIVIR®	GSK	HIV infection, AIDS, (reverse transcriptase inhibitor)

Abacavir succinate (or ZIAGEN®)	GSK	HIV infection, AIDS, (reverse transcriptase inhibitor)
REYATAZ® (or atazanavir)	Bristol-Myers Squibb	HIV infection AIDs, protease inhibitor
FUZEON® (Enfuvirtide or T-20)	Roche / Trimeris	HIV infection AIDs, viral Fusion inhibitor
LEXIVA® (or Fosamprenavir calcium)	GSK/Vertex	HIV infection AIDs, viral protease inhibitor
Selzentry Maraviroc; (UK 427857)	Pfizer	HIV infection AIDs, (CCR5 antagonist, in development)
Trizivir®	GSK	HIV infection AIDs, (three drug combination)
Sch-417690 (vicriviroc)	Schering-Plough	HIV infection AIDs, (CCR5 antagonist, in development)

TAK-652	Takeda	HIV infection AIDs, (CCR5 antagonist, in development)
GSK 873140 (ONO-4128)	GSK/ONO	HIV infection AIDs, (CCR5 antagonist, in development)
Integrase Inhibitor MK-0518 Raltegravir	Merck	HIV infection AIDs
TRUVADA®	Gilead	Combination of Tenofovir disoproxil fumarate salt (VIREAD®) and EMTRIVA® (Emtricitabine)
Integrase Inhibitor GS917/JTK-303 Elvitegravir	Gilead/Japan Tobacco	HIV Infection AIDs in development
Triple drug combination ATRIPLA®	Gilead/Bristol-Myers Squibb	Combination of Tenofovir disoproxil fumarate salt (VIREAD®), EMTRIVA® (Emtricitabine), and SUSTIVA® (Efavirenz)
FESTINAVIR® 4'-ethynyl-d4T	Oncolys BioPharma BMS	HIV infection AIDs in development

CMX-157 Lipid conjugate of nucleotide tenofovir	Chimerix	HIV infection AIDs
GSK1349572 Integrase inhibitor dolutegravir	GSK	HIV infection AIDs
S/GSK1265744 Integrase inhibitor	GSK	HIV infection AIDs

IMMUNOMODULATORS

Drug Name	*Manufacturer*	*Indication*
AS-101	Wyeth-Ayerst	AIDS
Bropirimine	Pharmacia Upjohn	Advanced AIDS
Acemannan	Carrington Labs, Inc. (Irving, TX)	AIDS, ARC
CL246,738	Wyeth Lederle Labs	AIDS, Kaposi's sarcoma
FP-21399	Fuki ImmunoPharm	Blocks HIV fusion with CD4+ cells
Gamma Interferon	Genentech	ARC, in combination w/TNF (tumor necrosis factor)
Granulocyte	Genetics Institute	AIDS

Macrophage Colony Stimulating Factor	Sandoz	
Granulocyte Macrophage Colony Stimulating Factor	Hoechst-Roussel Immunex	AIDS
Granulocyte Macrophage Colony Stimulating Factor	Schering-Plough	AIDS, combination w/AZT
HIV Core Particle Immunostimulant	Rorer	Seropositive HIV
IL-2 Interleukin-2	Cetus	AIDS, in combination w/AZT
IL-2 Interleukin-2	Hoffman-LaRoche Immunex	AIDS, ARC, HIV, in combination w/AZT
IL-2 Interleukin-2 (aldeslukin)	Chiron	AIDS, increase in CD4 cell counts
Immune Globulin Intravenous (human)	Cutter Biological (Berkeley, CA)	Pediatric AIDS, in combination w/AZT
IMREG-1	Imreg (New Orleans, LA)	AIDS, Kaposi's sarcoma, ARC, PGL
IMREG-2	Imreg (New Orleans, LA)	AIDS, Kaposi's sarcoma, ARC, PGL

Imuthiol Diethyl Dithio Carbamate	Merieux Institute	AIDS, ARC
Alpha-2 Interferon	Schering Plough	Kaposi's sarcoma w/AZT, AIDS
Methionine-Enkephalin	TNI Pharmaceutical (Chicago, IL)	AIDS, ARC
MTP-PE Muramyl-Tripeptide	Ciba-Geigy Corp.	Kaposi's sarcoma
Granulocyte Colony Stimulating Factor	Amgen	AIDS, in combination w/AZT
Remune	Immune Response Corp.	Immunotherapeutic
rCD4 Recombinant Soluble Human CD4	Genentech	AIDS, ARC
rCD4-IgG hybrids		AIDS, ARC
Recombinant Soluble Human CD4	Biogen	AIDS, ARC
Interferon Alfa 2a	Hoffman-La Roche	Kaposi's sarcoma AIDS, ARC, in combination w/AZT

SK&F106528 Soluble T4	Smith Kline	HIV infection
Thymopentin	Immunobiology Research Institute (Annandale, NJ)	HIV infection
Tumor Necrosis Factor; TNF	Genentech	ARC, in combination w/gamma Interferon

ANTI-INFECTIVES

Drug Name	*Manufacturer*	*Indication*
Clindamycin with Primaquine	Pharmacia Upjohn	PCP
Fluconazole	Pfizer	Cryptococcal meningitis, candidiasis
Pastille Nystatin Pastille	Squibb Corp.	Prevention of oral candidiasis
Ornidyl Eflornithine	Merrell Dow	PCP
Pentamidine Isethionate (IM & IV)	LyphoMed (Rosemont, IL)	PCP treatment
Trimethoprim		Antibacterial
Trimethoprim/sulfa		Antibacterial

Piritrexim	Burroughs Wellcome	PCP treatment	
Pentamidine Isethionate for Inhalation	Fisons Corporation	PCP prophylaxis	
Spiramycin	Rhone-Poulenc	Cryptosporidial	diarrhea
Intraconazole-R51211	Janssen-Pharm.	Histoplasmosis; cryptococcal meningitis	
Trimetrexate	Warner-Lambert	PCP	
Daunorubicin	NeXstar, Sequus	Kaposi's sarcoma	
Recombinant Human Erythropoietin	Ortho Pharm. Corp.	Severe anemia assoc. with AZT therapy	
Recombinant Human Growth Hormone	Serono	AIDS-related wasting, cachexia	
Megestrol Acetate	Bristol-Myers Squibb	Treatment of anorexia assoc. W/AIDS	
Testosterone	Alza, Smith Kline	AIDS-related wasting	
Total Enteral Nutrition	Norwich Eaton Pharmaceuticals	Diarrhea and malabsorption related to AIDS	

Additionally, the compounds of the disclosure herein set forth may be used in combination with HIV entry inhibitors. Examples of such HIV entry inhibitors are discussed in DRUGS OF THE FUTURE 1999, 24(12), pp. 1355-1362; CELL, Vol. 9, pp. 243-246, Oct. 29, 1999; and DRUG DISCOVERY TODAY, Vol. 5, No. 5, May 2000, pp. 183-194 and *Inhibitors of the entry of HIV into host cells*. Meanwell, Nicholas A.; Kadow, John F., Current Opinion in Drug Discovery & Development (2003), 6(4), 451-461. Specifically the compounds can be utilized in combination with attachment inhibitors, fusion inhibitors, and chemokine receptor antagonists aimed at either the CCR5 or CXCR4 coreceptor. HIV attachment inhibitors are also set forth in US 7,354,924 and US 7,745,625.

It will be understood that the scope of combinations of the compounds of this application with AIDS antivirals, immunomodulators, anti-infectives, HIV entry inhibitors or vaccines is not limited to the list in the above Table but includes, in principle, any combination with any pharmaceutical composition useful for the treatment of AIDS.

Preferred combinations are simultaneous or alternating treatments with a compound of the present disclosure and an inhibitor of HIV protease and/or a non-nucleoside inhibitor of HIV reverse transcriptase. An optional fourth component in the combination is a nucleoside inhibitor of HIV reverse transcriptase, such as AZT, 3TC, ddC or ddI. A preferred inhibitor of HIV protease is REYATAZ® (active ingredient Atazanavir). Typically a dose of 300 to 600 mg is administered once a day. This may be co-administered with a low dose of Ritonavir (50 to 500mgs). Another preferred inhibitor of HIV protease is KALETRA®. Another useful inhibitor of HIV protease is indinavir, which is the sulfate salt of N-(2(R)-hydroxy-1-(S)-indanyl)-2(R)-phenylmethyl-4-(S)-hydroxy-5-(1-(4-(3-pyridyl-methyl)-2(S)-N'-(t-butylcarboxamido)-piperazinyl))-pentaneamide ethanolate, and is synthesized according to U.S. 5,413,999. Indinavir is generally administered at a dosage of 800 mg three times a day. Other preferred protease inhibitors are nelfinavir and ritonavir. Another preferred inhibitor of HIV protease is saquinavir which is administered in a dosage of 600 or 1200 mg tid. Preferred non-nucleoside inhibitors of HIV reverse transcriptase include efavirenz. These combinations may have unexpected effects on limiting the spread and degree of infection of HIV.

Preferred combinations include those with the following (1) indinavir with efavirenz, and, optionally, AZT and/or 3TC and/or ddI and/or ddC; (2) indinavir, and any of AZT and/or ddI and/or ddC and/or 3TC, in particular, indinavir and AZT and 3TC; (3) stavudine and 3TC and/or zidovudine; (4) tenofovir disoproxil fumarate salt and emtricitabine.

In such combinations the compound(s) of the present invention and other active agents may be administered separately or in conjunction. In addition, the administration of one element may be prior to, concurrent to, or subsequent to the administration of other agent(s).

GENERAL CHEMISTRY (METHODS OF SYNTHESIS)

The present invention comprises compounds of Formula I, their pharmaceutical formulations, and their use in patients suffering from or susceptible to HIV infection. The compounds of Formula I also include pharmaceutically acceptable salts thereof. Procedures to construct compounds of Formula I and intermediates useful for their synthesis are described after the Abbreviations.

Abbreviations

One or more of the following abbreviations, most of which are conventional abbreviations well known to those skilled in the art, may be used throughout the description of the disclosure and the examples:

RT = room temperature
BHT = 2,6-di-tert-butyl-4-hydroxytoluene
CSA = camphorsulfonic acid
LDA = lithium diisopropylamide
KHMDS = potassium bis(trimethylsilyl)amide
SFC = supercritical fluid chromatography
Quant = quantitative
TBDMS = tert-butyldimethylsilane
PTFE = polytetrafluoroethylene
NMO = 4-methylmorpholine-N-oxide

THF = tetrahydrofuran

TLC = thin layer chromatography

DCM = dichloromethane

DCE = dichloroethane

TFA = trifluoroacetic acid

LCMS = liquid chromatography mass spectroscopy

Prep = preparative

HPLC = high performance liquid chromatography

DAST = (diethylamino)sulfur trifluoride

TEA = triethylamine

DIPEA = N,N-diisopropylethylamine

HATU = [O-(7-azabenzotriazol-1-yl)-1,1,3,3-tetramethyluronium hexafluorophosphate]

DCC = N,N'-dicyclohexylcarbodiimide

DMAP = dimethylaminopyridine

TMS = trimethylsilyl

NMR = nuclear magnetic resonance

DPPA = diphenyl phosphoryl azide

AIBN = azobisisobutyronitrile

TBAF = tetrabutylammonium fluoride

DMF = dimethylformamide

TBTU = O-(benzotriazol-1-yl)-*N,N,N',N'*-tetramethyluronium tetrafluoroborate

Min(s) = minute(s)

h = hour(s)

sat. = saturated

TEA = triethylamine

EtOAc = ethyl acetate

TFA = trifluoroacetic acid

PCC = pyridinium chlorochromate

TLC = thin layer chromatography

Tf_2NPh = (trifluoromethylsulfonyl)methanesulfonamide

dioxane = 1,4-dioxane

PG = protective group

atm = atmosphere(s)

mol = mole(s)

mmol= milimole(s)

mg = milligram(s)

µg = microgram(s)

µl = microliter(s)

µm= micrometer(s)

mm= millimeter(s)

Rpm = revolutions per minute

SM = starting material

TLC = thin layer chromatography

AP = area percentage

Equiv. = equivalent(s)

DMP = Dess-Martin periodinane

TMSCl = trimethylsilyl chloride

TBSCl = tert-Butyldimethylsilyl chloride

TBSOTf = trimethylsilyl trifluoromethanesulfonate

PhMe = toluene

$PhNTf_2$ = N-Phenyl-bis(trifluoromethanesulfonimide)

S-Phos = 2-Dicyclohexylphosphino-2',6'-dimethoxybiphenyl

TFDO = methyl(trifluoromethyl)dioxirane

TEMPO = 2,2,6,6-tetramethylpiperidinyloxy

DI = deionized water

The terms "C-3" and "C-28" refer to certain positions of a triterpene core as numbered in accordance with IUPAC rules (positions depicted below with respect to an illustrative triterpene: betulin):

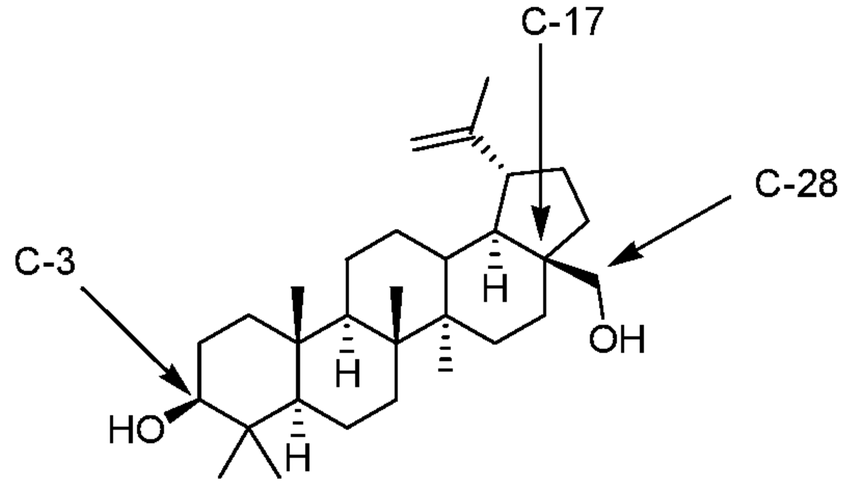

The same numbering is maintained when referring to the compound series in schemes and general descriptions of methods.

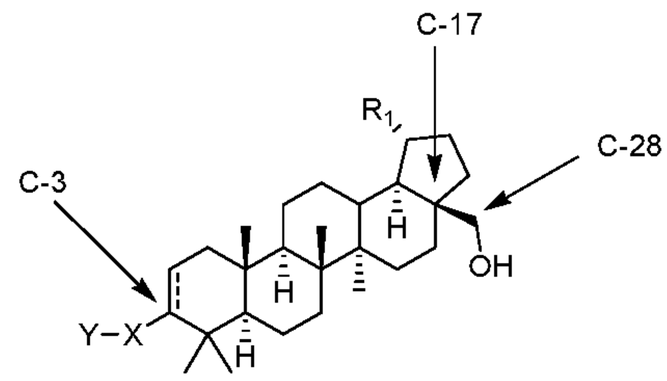

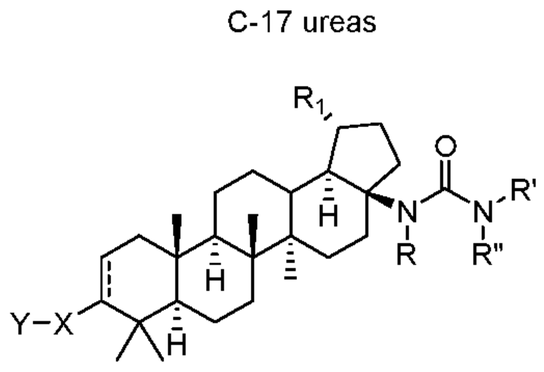

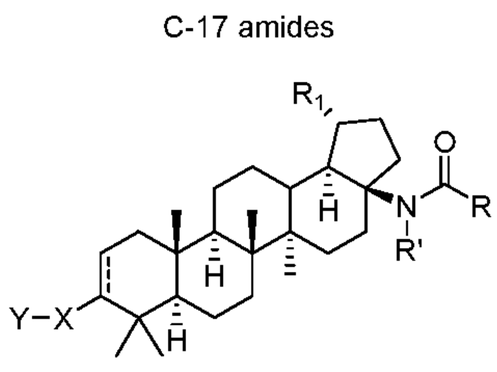

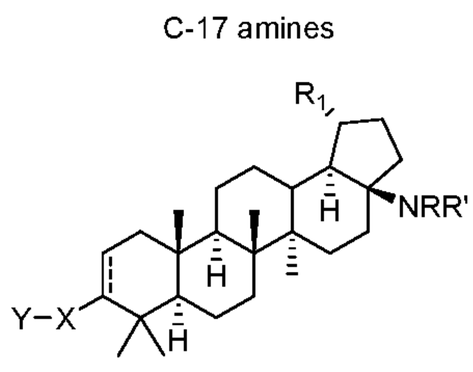

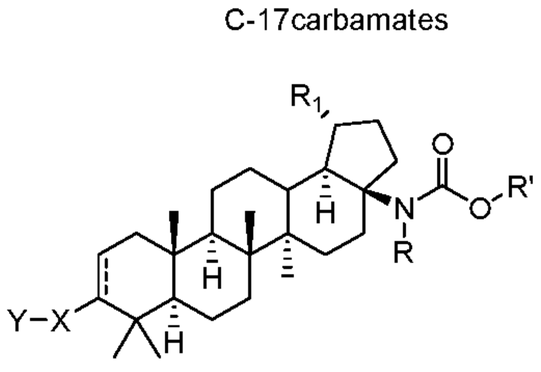

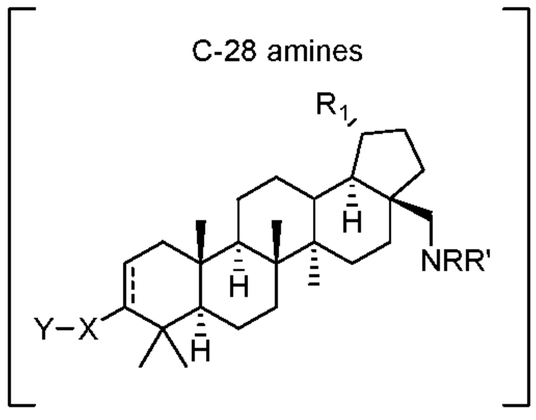

EXAMPLES

The following examples illustrate typical syntheses of the compounds of Formula I as described generally above. These examples are illustrative only and are not intended to limit the disclosure in any way. The reagents and starting materials are readily available to one of ordinary skill in the art.

Chemistry

Typical Procedures and Characterization of Selected Examples:

Unless otherwise stated, solvents and reagents were used directly as obtained from commercial sources, and reactions were performed under a nitrogen atmosphere. Flash chromatography was conducted on Silica gel 60 (0.040-0.063 particle size; EM Science

supply). ^{1}H NMR spectra were recorded on Bruker DRX-500f at 500 MHz (or Bruker AV 400 MHz, Bruker DPX-300B, or Varian Gemini 300 at 300 MHz as stated). The chemical shifts were reported in ppm on the δ scale relative to δTMS = 0. The following internal references were used for the residual protons in the following solvents: $CDCl_3$ (δ_H 7.26), CD_3OD (δ_H 3.30), acetic-d4 (*Acetic Acid d4*) (δ_H 11.6, 2.07), DMSO mix or DMSO-D6-$CDCl_3$ (δ_H 2.50 and 8.25) (ratio 75%:25%), and DMSO-D6 (δ_H 2.50). Standard acronyms were employed to describe the multiplicity patterns: s (singlet), br. s (broad singlet), d (doublet), t (triplet), q (quartet), m (multiplet), b (broad), app (apparent). The coupling constant (*J*) is in Hertz. All Liquid Chromatography (LC) data were recorded on a Shimadzu LC-10AS liquid chromatograph using a SPD-10AV UV-Vis detector with Mass Spectrometry (MS) data determined using a Micromass Platform for LC in electrospray mode.

LCMS Methods

LCMS Method 1:

Start % B = 0

Final % B = 100

Gradient Time = 2 min

Flow Rate = 1 mL/min

Wavelength = 220 nm

Solvent A = 10% MeOH - 90% H_2O - 0.1% TFA

Solvent B = 90% MeOH - 10% H_2O - 0.1% TFA

Column = Phenomenex C18 2.0 x 30mm 3μm

LCMS Method 2:

Start % B = 20

Final % B = 100

Gradient Time = 3 min

Flow Rate = 0.6 mL/min

Wavelength = 220 nm

Solvent A = 10% MeOH - 90% H_2O - 0.1% TFA

Solvent B = 90% MeOH - 10% H_2O - 0.1% TFA

Column = Xbridge Phenyl 2.1 X 50 mm 2.5 μm

LCMS Method 3:

Start % B = 20

Final % B = 100

Gradient Time = 2 min

Flow Rate = 0.6 mL/min

Wavelength = 220 nm

Solvent A = 10% MeOH - 90% H_2O - 0.1% TFA

Solvent B = 90% MeOH - 10% H_2O - 0.1% TFA

Column = Xbridge Phenyl 2.1 X 50 mm 2.5 μm

LCMS Method 4:

Start % B = 0

Final % B = 100

Gradient Time = 4 min

Flow Rate = 0.8 mL/min

Wavelength = 220 nm

Solvent A = 10% MeOH - 90% H_2O - 0.1% TFA

Solvent B = 90% MeOH - 10% H_2O - 0.1% TFA

Column = Phenomenex C18 2.0 x 50mm 3 μm

LCMS Method 5:

Start % B = 20

Final % B = 100

Gradient Time = 3 min

Flow Rate = 0.8 mL/min

Wavelength = 220 nm

Solvent A = 10% MeOH - 90% H_2O - 0.1% TFA

Solvent B = 90% MeOH - 10% H_2O - 0.1% TFA

Column = Phenomenex C18 2.0 x 50mm 3 μm

LCMS Method 6:

Start % B = 20

Final % B = 100

Gradient Time = 2 min

Flow Rate = 0.8 mL/min

Wavelength = 220 nm

Solvent A = 10% MeOH - 90% H2O - 0.1% TFA

Solvent B = 90% MeOH - 10% H2O - 0.1% TFA

Column = Phenomenex C18 2.0 X 50 mm 3 μm

LCMS Method 7:

Start % B = 20

Final % B = 100

Gradient Time = 2 min

Flow Rate = 0.5 mL/min

Wavelength = 220 nm

Solvent A = 10% MeOH - 90% H2O - 0.1% TFA

Solvent B = 90% MeOH - 10% H2O - 0.1% TFA

Column = Xbridge Phenyl 2.1 X 50 mm 2.5 μm

LCMS Method 8:

Start % B = 20

Final % B = 100

Gradient Time = 2 min

Flow Rate = 0.8 mL/min

Wavelength = 220 nm

Solvent A = 10% MeOH - 90% H2O - 0.1% TFA

Solvent B = 90% MeOH - 10% H2O - 0.1% TFA

Column = Xbridge Phenyl 2.1 X 50 mm 2.5 μm

LCMS Method 9:

Start % B = 0

Final % B = 100

Gradient Time = 2 min

Flow Rate = 1.0 mL/min

Wavelength = 220 nm

Solvent A = 5% MeCN - 95% H2O - 10 mM Ammonium Acetate

Solvent B = 95% MeCN - 5% H2O - 10 mM Ammonium Acetate

Column = PHENOMENEX-LUNA C18 2.0 X 30mm 3 µm

LCMS Method 10:

Start % B = 0

Final % B = 100

Gradient Time = 4 min

Flow Rate = 0.6 mL/min

Wavelength = 220 nm

Solvent A = 10% MeOH - 90% H2O - 0.1% TFA

Solvent B = 90% MeOH - 10% H2O - 0.1% TFA

Column = Xbridge Phenyl 2.1 X 50 mm 2.5 µm

LCMS Method 11:

Start % B = 0

Final % B = 100

Gradient Time = 4 min

Flow Rate = 0.8 mL/min

Wavelength = 220 nm

Solvent A = 10% MeOH - 90% H2O - 0.1% TFA

Solvent B = 90% MeOH - 10% H2O - 0.1% TFA

Column = Phenomenex C18 2.0 X 50 mm 3 µm

LCMS Method 12:

Start % B = 40

Final % B = 60

Gradient Time = 4 min

Flow Rate = 0.8 mL/min

Wavelength = 254 nm

Solvent A = 10% MeOH - 90% H2O - 0.1% TFA

Solvent B = 90% MeOH - 10% H2O - 0.1% TFA

Column = Xbridge Phenyl 2.1 X 50 mm 2.5 µm

LCMS Method 13:

Start % B = 35

Final % B = 100

Gradient Time = 4 min

Flow Rate = 0.8 mL/min

Wavelength = 220 nm

Solvent A = 10% MeOH - 90% H2O - 0.1% TFA

Solvent B = 90% MeOH - 10% H2O - 0.1% TFA

Column = Phenomenex C18 2.0 X 50 mm 3 µm

LCMS Method 14

Conditions: 0% B → 100% B over 4 minute gradient; hold at 100% B for 1 min

Solvent A: 90% water, 10% methanol, 0.1% TFA

Solvent B: 10% water, 90% methanol, 0.1% TFA

Column: Phenomenex Luna C18, 3 mm, 2.0 x 50 mm

Flow Rate: 1 mL / min

Detector Wavelength: 220 nm

LCMS Method 15

Conditions: 0% B → 100% B over 2 minute gradient; hold at 100% B for 1 min

Solvent A: 90% water, 10% methanol, 0.1% TFA

Solvent B: 10% water, 90% methanol, 0.1% TFA

Column: Phenomenex Luna C18, 2.0 x 50 mm, 3 µm

Flow Rate: 1 mL / min

Detector Wavelength: 220 nm

LCMS Method 16

Start %B = 2, Final %B = 98 over 1.5 minute gradient; hold at 98%B for 0.5 min

Flow Rate = 0.8 mL / min

Detector Wavelength = 220 nm

Solvent A = 100% water, 0.05% TFA

Solvent B = 100% acetonitrile, 0.05% TFA

Column = Waters Aquity UPLC BEH C18 2.1 X 50 mm 1.7 um

Oven temp = 40 °C

LCMS Method 17

Start %B = 2, Final %B = 98 over 3 minute gradient; hold at 98%B for 1 min

Flow Rate = 0.8 mL / min

Detector Wavelength = 220 nm

Solvent A = 100% water, 0.05% TFA

Solvent B = 100% acetonitrile, 0.05% TFA

Column = Waters Aquity UPLC BEH C18, 2.1 x 50 mm, 1.7 μm

Oven temp = 40 °C

LCMS Method 18

Start %B = 0, Final %B = 100 over 4 minute gradient; hold at 100%B for 1 min

Flow Rate = 0.8 mL / min

Detector Wavelength = 220 nm

Solvent A = 95% water, 5% acetonitrile, 10 mM ammonium acetate

Solvent B = 5% water, 95% acetonitrile, 10 mM ammonium acetate

Column = Phenomenex Luna C18, 50 x 2 mm, 3 μm

Oven temp = 40 °C

LCMS Method 19

Start %B = 2, Final %B = 98 over 4 minute gradient; hold at 98%B for 1 min

Flow Rate = 0.8 mL / min

Detector Wavelength = 220 nm

Solvent A = 100% water, 0.05% TFA

Solvent B = 100% acetonitrile, 0.05% TFA

Column = Waters Aquity UPLC BEH C18, 2.1 x 50 mm, 1.7 μm

Oven temp = 40 °C

LCMS Method 20

Start %B = 2, Final %B = 98 over 2 minute gradient; hold at 98%B for 1 min

Flow Rate = 0.8 mL / min

Detector Wavelength = 220 nm

Solvent A = 100% water, 0.05% TFA

Solvent B = 100% acetonitrile, 0.05% TFA

Column = Waters Aquity UPLC BEH C18, 2.1 x 50 mm, 1.7 μm

Oven temp = 40 °C

LCMS Method 21

Start %B = 0, Final %B = 100 over 2 minute gradient; hold at 100%B for 3 min

Flow Rate = 0.8 mL / min

Detector Wavelength = 220 nm

Solvent A = 95% water, 5% acetonitrile, 10 mM ammonium acetate

Solvent B = 5% water, 95% acetonitrile, 10 mM ammonium acetate

Column = Phenomenex Luna C18, 50 x 2 mm, 3 μm

Oven temp = 40 °C

Preparative HPLC Methods

Preparative HPLC Method 1

Conditions: 30% B → 100% B over 20 minute gradient; hold at 100% B for 4 min

Solvent A: 5% acetonitrile, 95% water, 0.1% TFA

Solvent B: 95% acetonitrile, 5% water 0.1% TFA

Column: Waters Xbridge 30 x 100 mm, 5 μm

Flow Rate: 40 mL/min

Detector Wavelength: 220 nm

Preparative HPLC Method 2

Conditions: 10% B → 100% B over 25 minute gradient

Solvent A: 5% acetonitrile, 95% water, 0.1% TFA

Solvent B: 95% acetonitrile, 5% water 0.1% TFA

Column: Waters Sunfire 30 x 150 mm, 5 um

Flow Rate: 40 mL/min

Detector Wavelength: 220 nm

Preparative HPLC Method 3

Conditions: 10% B → 100% B over 20 minute gradient; hold at 100% B for 5 min

Solvent A: 5% acetonitrile, 95% water, 0.1% TFA

Solvent B: 95% acetonitrile, 5% water 0.1% TFA

Column: Waters Sunfire 30 x 150 mm, 5 um

Flow Rate: 40 mL/min

Detector Wavelength: 220 nm

Preparative HPLC Method 4

Conditions: 30% B → 100% B over 20 minute gradient; hold at 100% B for 5 min

Solvent A: 5% acetonitrile, 95% water, 0.1% TFA

Solvent B: 95% acetonitrile, 5% water 0.1% TFA

Column: Waters Sunfire 30 x 150 mm, 5 um

Flow Rate: 40 mL/min

Detector Wavelength: 220 nm

Preparative HPLC Method 5:

Start % B = 20, Final % B = 100 over 10 min gradient, hold at 100% B for 4 min

Flow Rate = 50 ml/min

Wavelength = 220

Solvent Pair = Water - acetonitrile- TFA

Solvent A = 90% Water -10% acetonitrile-0.1% TFA

Solvent B = 10% Water -90% acetonitrile-0.1% TFA

Column = Waters Sunfire C18, 5 μm, 30 x 150 mm

Preparative HPLC Method 6

Conditions: 0% B → 100% B over 20 minute gradient

Solvent A: 10% acetonitrile, 90% water, 0.1% TFA

Solvent B: 90% acetonitrile, 10% water 0.1% TFA

Column: Waters Sunfire C18, 30 x 150 mm, 5 μm

Flow Rate: 50 mL/min

Detector Wavelength: 220 nm

Preparative HPLC Method 7

Conditions: 30% B → 100% B over 20 minute gradient

Solvent A: 10% acetonitrile, 90% water, 0.1% TFA

Solvent B: 90% acetonitrile, 10% water 0.1% TFA

Column: Waters Sunfire C18, 30 x 150 mm, 5 μm

Flow Rate: 50 mL/min

Detector Wavelength: 220 nm

Preparative HPLC Method 8

Conditions: 20% B → 100% B over 15 minute gradient

Solvent A: 10% acetonitrile, 90% water, 0.1% TFA

Solvent B: 90% acetonitrile, 10% water 0.1% TFA

Column: Waters Sunfire C18, 30 x 150 mm, 5 μm

Flow Rate: 50 mL/min

Detector Wavelength: 220 nm

Preparative MPLC Methods

Preparative MPLC Method 1

Conditions: 30% B for 1 column volume, 30%B to 80%B gradient over 7 column volumes, 80%B to 100%B gradient over 0.5 column volumes, 100%B for 2 column volumes

Solvent A = 5% acetonitrile, 95% water, 0.1% TFA

Solvent B = 95% acetonitrile, 5% water 0.1% TFA
Column = Redi Sep Gold (150 g)
Flow Rate = 60 mL/min
Detector Wavelength = 220 nm

Preparative MPLC Method 2
Conditions: 30% B for 1 column volume, 30%B to 80%B gradient over 10 column volumes, 100%B for 2 column volumes
Solvent A = 5% acetonitrile, 95% water, 0.1% TFA
Solvent B = 95% acetonitrile, 5% water 0.1% TFA
Column = Redi Sep Gold (150 g)
Flow Rate = 60 mL/min
Detector Wavelength = 220 nm

Analytical HPLC Methods

Analytical HPLC Method 1
Conditions: 10% B → 100% B over 15 min gradient; hold at 100% B for 10 min
Solvent A: 10% methanol, 90% water, 0.1% TFA
Solvent B: 90% methanol, 10% water, 0.1% TFA
Column: Waters Sunfire C18, 4.6 x 150 mm, 3.5 mm
Flow Rate: 1 mL/min
Detector Wavelength: 220 nm

Analytical HPLC Method 2
Conditions: 10% B → 100% B over 15 min gradient; hold at 100% B for 10 min
Solvent A: 10% methanol, 90% water, 0.1% TFA
Solvent B: 90% methanol, 10% water, 0.1% TFA
Column: Waters Xbridge phenyl, 4.6 x 150 mm, 3.5 mm
Flow Rate: 1 mL/min
Detector Wavelength: 220 nm

Analytical HPLC Method 3

Conditions: 10% B → 100% B over 15 min gradient; hold at 100% B for 10 min

Solvent A: 5% acetonitrile, 95% water, 0.1% TFA

Solvent B: 95% acetonitrile, 5% water, 0.1% TFA

Column: Waters Sunfire C18, 3.0 x 150 mm, 3.5 um

Flow Rate: 0.5 mL / min

Detector Wavelength: 220 nm

Analytical HPLC Method 4

Conditions: 10% B → 100% B over 15 min gradient; hold at 100% B for 10 min

Solvent A: 5% acetonitrile, 95% water, 0.1% TFA

Solvent B: 95% acetonitrile, 5% water, 0.1% TFA

Column: Waters Xbridge phenyl, 3.0 x 150 mm, 3.5 um

Flow Rate: 0.5 mL / min

Detector Wavelength: 220 nm

Preparation of intermediates

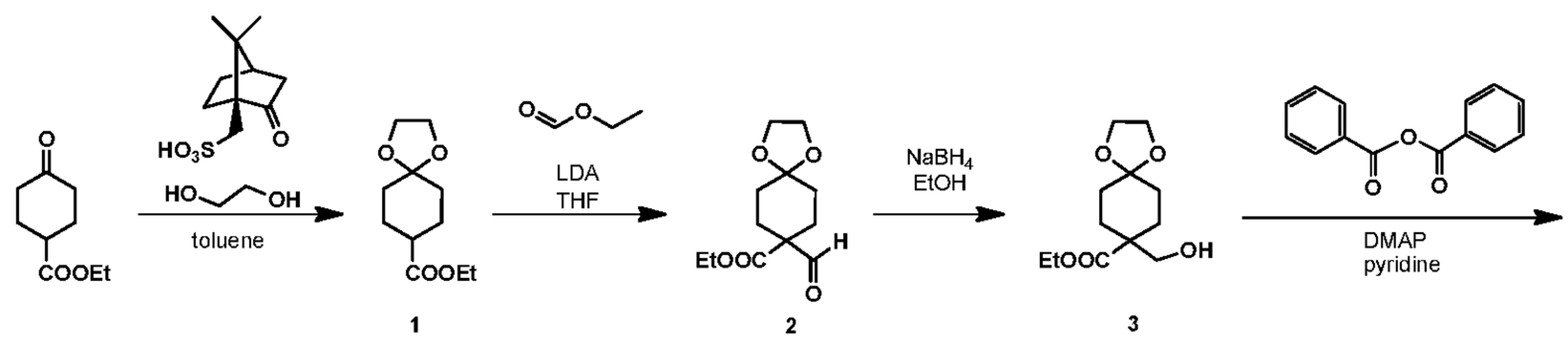

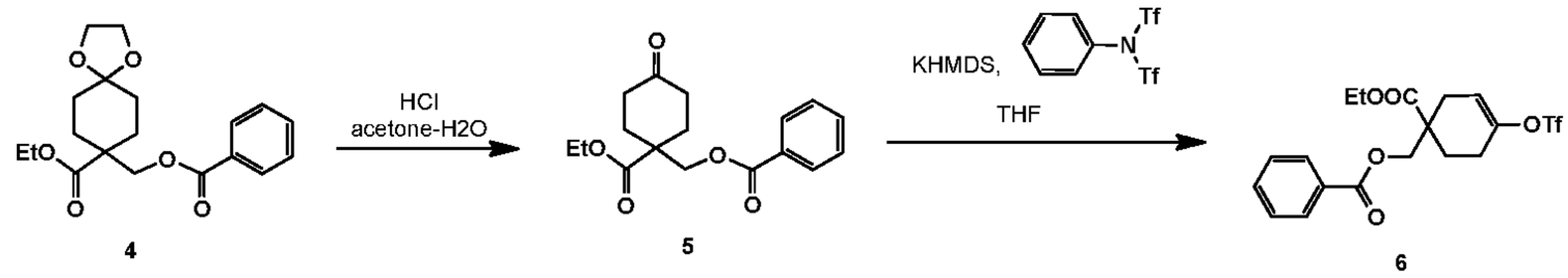

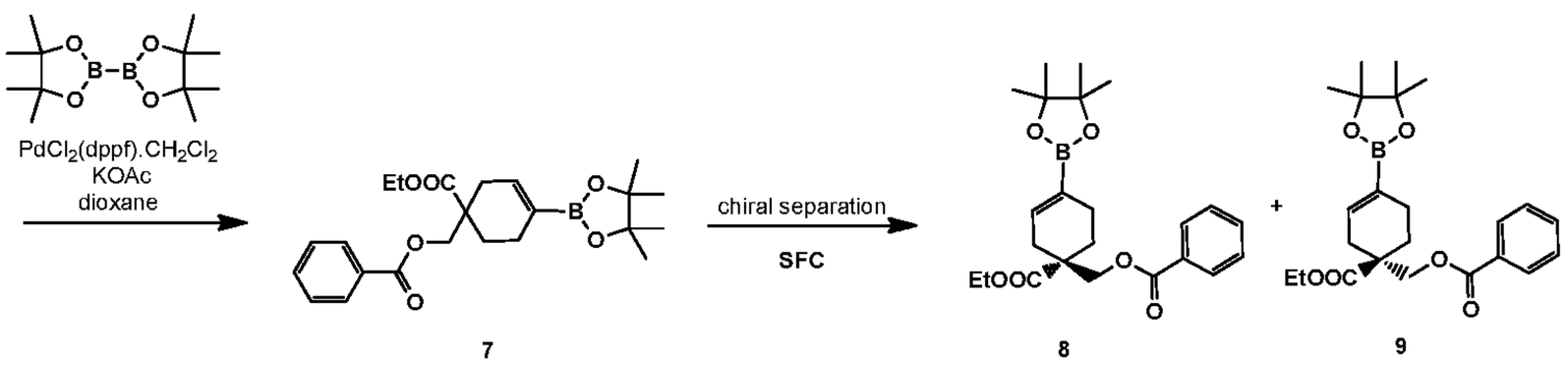

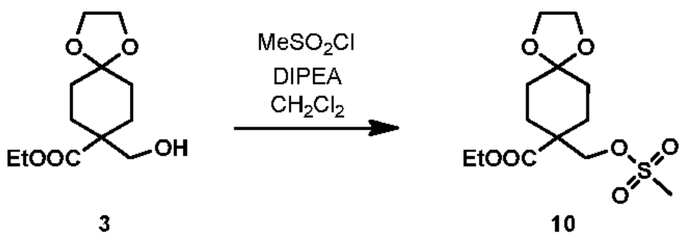

Intermediate 1. Preparation of ethyl 1,4-dioxaspiro[4.5]decane-8-carboxylate.

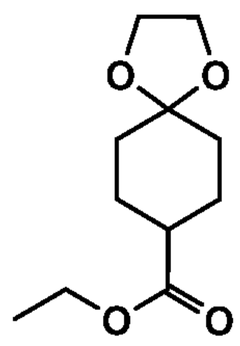

A mixture of ethyl 4-oxocyclohexanecarboxylate (12.7 g, 75 mmol), ethylene glycol (21 ml, 373 mmol), (1S)-(+)-10-camphorsulfonic acid (0.175 g, 0.75 mmol) and anhydrous toluene (300 mL) was refluxed with a Dean-Stark water trap for 8 hours. The mixture was quenched with 100 mL saturated sodium bicarbonate solution and was vigorously stirred. The separated organic phase was washed with water (100 mL), dried over Na_2SO_4 and concentrated *in vacuo*. The crude product was purified by silica gel column eluted with 0-15 % ethyl acetate / hexanes to give the desired product as an oil (15.9 g, 99 %). ^{1}H NMR

(400MHz, CHLOROFORM-d) δ 4.13 (q, *J*=7.2 Hz, 2H), 3.95 (s, 4H), 2.34 (tt, *J*=10.4, 4.0 Hz, 1H), 1.98 - 1.90 (m, 2H), 1.87 - 1.75 (m, 4H), 1.61 - 1.51 (m, 2H), 1.25 (t, *J*=7.2 Hz, 3H).

Intermediate 2. Preparation of ethyl 8-formyl-1,4-dioxaspiro[4.5]decane-8-carboxylate.

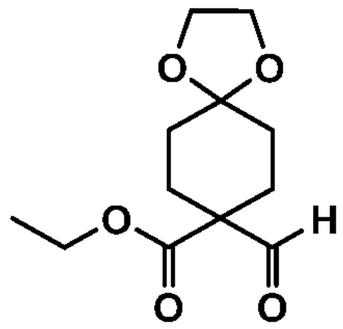

To a solution of ethyl 1,4-dioxaspiro[4.5]decane-8-carboxylate (21 g, 98 mmol) in THF (150 mL) at -78 °C was added 2M LDA (64 mL, 127 mmol) dropwise. The resulting solution was stirred at -78 °C for 1 h, then in an ice bath for 1.5 h. The reaction mixture was chilled back to -78 °C and molecular sieves were added. Dried ethyl formate (12 mL, 147 mmol) was added dropwise slowly over 1 h. The reaction mixture was stirred at -78 °C for 1 h. The cold bath was removed and the reaction was quenched with a saturated solution of NH_4Cl in 0.5 N HCl (250 mL) dropwise. The mixture was extracted with EtOAc (3 x 200 mL). The combined organic layer was washed with saturated solution of NH_4Cl in 0.5 N HCl (200 mL), brine (200 mL), dried over Na_2SO_4, and concentrated *in vacuo*. The crude product was purified by silica gel column eluted with 0-20 % ethyl acetate / hexanes to give the desired product as an oil (9.3 g, 39 %). ^1H NMR (400MHz, CHLOROFORM-d) δ 9.54 (s, 1H), 4.21 (q, *J*=7.1 Hz, 2H), 3.98 - 3.90 (m, 4H), 2.25 - 2.16 (m, 2H), 2.10 - 2.01 (m, 2H), 1.74 - 1.60 (m, 4H), 1.27 (t, *J*=7.2 Hz, 3H).

Intermediate 3. Preparation of ethyl 8-(hydroxymethyl)-1,4-dioxaspiro[4.5]decane-8-carboxylate.

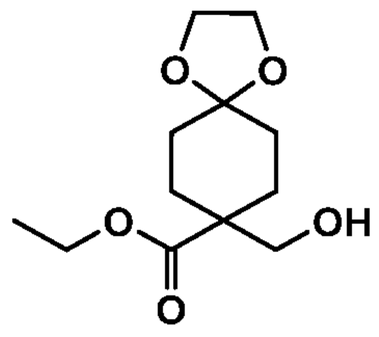

To a solution of the ethyl 8-formyl-1,4-dioxaspiro[4.5]decane-8-carboxylate (1.0 g, 4.13 mmol) in EtOH (10 mL) at 0 °C was added $NaBH_4$ (0.187 g, 4.95 mmol). The mixture was stirred at 0 °C for 1 h. The reaction was quenched with saturated NH_4Cl (10 mL) and was then diluted with H_2O until dissolved. The mixture was extracted with EtOAc (3 x 50 mL), washed with brine (50 mL), dried over Na_2SO_4 and concentrated *in vacuo*. The crude product was purified by silica gel column eluted with 0-25 % ethyl acetate / hexanes to give the desired product as an oil (0.86 g, 85 %). ^{1}H NMR (400MHz, CHLOROFORM-d) δ 4.21 (q, *J*=7.1 Hz, 2H), 3.99 - 3.91 (m, 4H), 3.65 (d, *J*=6.5 Hz, 2H), 2.19 - 2.11 (m, 2H), 1.68 (dd, *J*=6.8, 5.5 Hz, 4H), 1.63 - 1.57 (m, 2H), 1.29 (t, *J*=7.0 Hz, 3H).

Intermediate 4. Preparation of ethyl 8-((benzoyloxy)methyl)-1,4-dioxaspiro[4.5]decane-8-carboxylate.

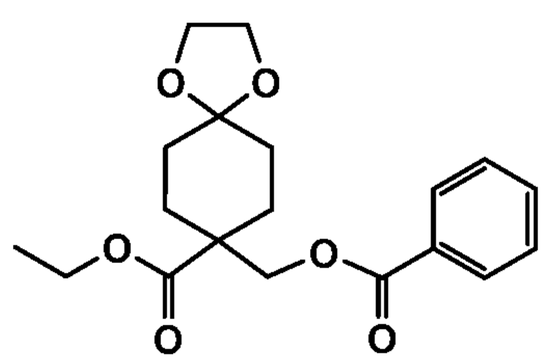

To a solution of ethyl 8-(hydroxymethyl)-1,4-dioxaspiro[4.5]decane-8-carboxylate (3.0 g, 12.3 mmol) in pyridine (60 mL) was added DMAP (0.3 g, 2.5 mmol). The mixture was heated to 50 °C and benzoic anhydride (3.1 g, 13.5 mmol) was added. The reaction mixture was stirred at 50 °C for 3 h. The reaction mixture was concentrated in *vacuo*. The residue was dissolved in EtOAc (50 mL), washed with brine (50 mL), dried over Na_2SO_4, and concentrated in *vacuo*. The crude product was purified by silica gel column eluted with 0-20 % hexane/EtOAc to give the desired product as an oil (4.3 g, 100 %). ^{1}H NMR (400MHz, CHLOROFORM-d) δ 8.01 (dd, *J*=8.4, 1.4 Hz, 2H), 7.60 - 7.54 (m, 1H), 7.47 - 7.40 (m, 2H), 4.35 (s, 2H), 4.20 (q, *J*=7.2 Hz, 2H), 3.99 - 3.92 (m, 4H), 2.36 - 2.23 (m, 2H), 1.76 - 1.63 (m, 6H), 1.24 (t, *J*=7.2 Hz, 3H).

Intermediate 5. Preparation of (1-(ethoxycarbonyl)-4-oxocyclohexyl)methyl benzoate.

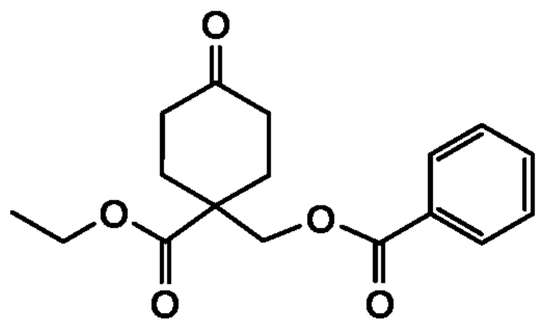

A solution of ethyl 8-((benzoyloxy)methyl)-1,4-dioxaspiro[4.5]decane-8-carboxylate (4.3 g, 12.4 mmol) in acetone (120 mL) and 0.5N HCl (24.8 mL, 12.4 mmol) was stirred at 50 °C overnight. The reaction mixture was neutralized with saturated aqueous Na_2CO_3 and partially concentrated *in vacuo* to remove acetone. The residue was diluted with H_2O (50 mL) and extracted with EtOAc (3 x 100 mL). The combined organic layers were washed brine (50 mL), dried over Na_2SO_4, and concentrated *in vacuo*. The crude product was purified by silica gel column eluted with 0-30 % hexane/EtOAc to give the desired product as an oil (3.8 g, 100 %). ^{1}H NMR (400MHz, CHLOROFORM-d) δ 8.01 (d, *J*=7.6 Hz, 2H), 7.62 - 7.55 (m, 1H), 7.49 - 7.42 (m, 2H), 4.45 (s, 2H), 4.28 (q, *J*=7.1 Hz, 2H), 2.61 - 2.48 (m, 4H), 2.47 - 2.37 (m, 2H), 1.91 - 1.79 (m, 2H), 1.28 (t, *J*=7.1 Hz, 3H).

Intermediate 6. Preparation of (1-(ethoxycarbonyl)-4-(((trifluoromethyl)sulfonyl)oxy)cyclohex-3-en-1-yl)methyl benzoate.

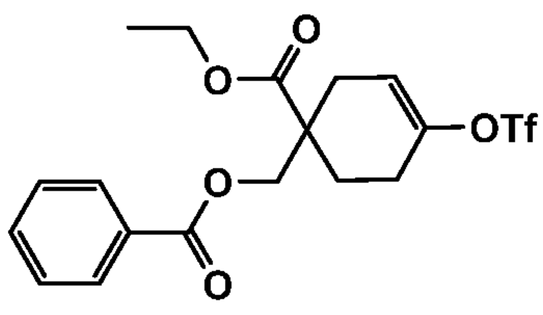

A solution of (1-(ethoxycarbonyl)-4-oxocyclohexyl)methyl benzoate (3.8 g, 12.4 mmol) and 1,1,1-trifluoro-N-phenyl-N-((trifluoromethyl)sulfonyl)methanesulfonamide (4.95 g, 13.8 mmol) in THF (120 mL) was cooled to -78 °C. To this solution was added KHMDS (1 M in THF) (16.4 mL, 16.4 mmol). The resulting solution was stirred at -78 °C for 2 h. The reaction was quenched with saturated aqueous NH_4Cl (50 mL), extracted with EtOAc (3 x 100 mL). The combined organic layers were washed with brine (50 mL), dried over Na_2SO_4, and concentrated *in vacuo*. The crude product was purified by silica gel column

eluted with 0-20 % ethyl acetate / hexanes to give the desired product (3.8 g, 69 %) as an oil. ^{1}H NMR (400MHz, CHLOROFORM-d) δ 8.00 (dd, *J*=8.4, 1.1 Hz, 2H), 7.62 - 7.56 (m, 1H), 7.49 - 7.44 (m, 2H), 5.80 (td, *J*=3.2, 1.6 Hz, 1H), 4.46 - 4.40 (m, 2H), 4.21 (qd, *J*=7.1, 2.1 Hz, 2H), 2.93 - 2.83 (m, 1H), 2.59 - 2.27 (m, 4H), 1.99 - 1.90 (m, 1H), 1.25 (t, *J*=7.2 Hz, 3H).

Intermediate 7. (1-(ethoxycarbonyl)-4-(4,4,5,5-tetramethyl-1,3,2-dioxaborolan-2-yl)cyclohex-3-en-1-yl)methyl benzoate.

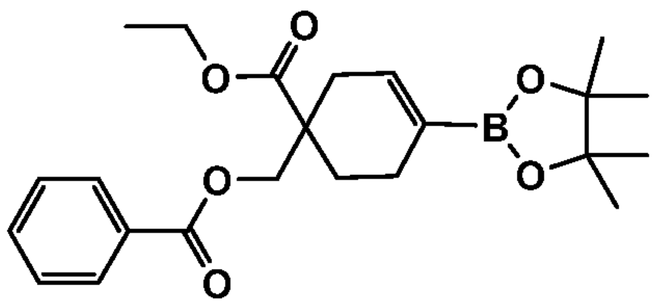

A mixture of (1-(ethoxycarbonyl)-4-(((trifluoromethyl)sulfonyl)oxy)cyclohex-3-en-1-yl)methyl benzoate (3.8 g, 8.7 mmol), bis(pinacolato)diboron (2.4 g, 9.5 mmol), potassium acetate (2.6 g, 26.0 mmol) and $PdCl_2(dppf)$-CH_2Cl_2 adduct (0.2 g, 0.260 mmol) in 1,4-dioxane (80 mL) was cooled to -78 °C. Three cycles of evacuating the flask and purging with nitrogen were performed. The mixture was stirred at 70 °C for 3 h. The mixture was diluted with water (50 mL) and extracted with ethyl acetate (3 x 100 mL). The combined organic layers were washed with brine (50 mL), dried over Na_2SO_4, and concentrated *in vacuo*. The crude product was purified by silica gel column eluted with 0-20 % ethyl acetate / hexanes to give the desired product (5.8 g, 67 %) as an oil. ^{1}H NMR (400MHz, CHLOROFORM-d) δ 8.00 (dd, *J*=8.4, 1.4 Hz, 2H), 7.59 - 7.54 (m, 1H), 7.46 - 7.41 (m, 2H), 6.54 (dt, *J*=3.6, 1.9 Hz, 1H), 4.44 (d, *J*=10.8 Hz, 1H), 4.39 (d, *J*=10.8 Hz, 2H), 4.17 (q, *J*=7.2 Hz, 2H), 2.77 - 2.68 (m, 1H), 2.29 - 2.20 (m, 3H), 2.05 - 1.97 (m, 1H), 1.92 - 1.83 (m, 1H), 1.27 (s, 12H), 1.22 (t, *J*=7.2 Hz, 3H).

Intermediates 8 and 9. Chiral separation of (S)-(1-(ethoxycarbonyl)-4-(4,4,5,5-tetramethyl-1,3,2-dioxaborolan-2-yl)cyclohex-3-en-1-yl)methyl benzoate and (R)-(1-(ethoxycarbonyl)-4-(4,4,5,5-tetramethyl-1,3,2-dioxaborolan-2-yl)cyclohex-3-en-1-yl)methyl benzoate.

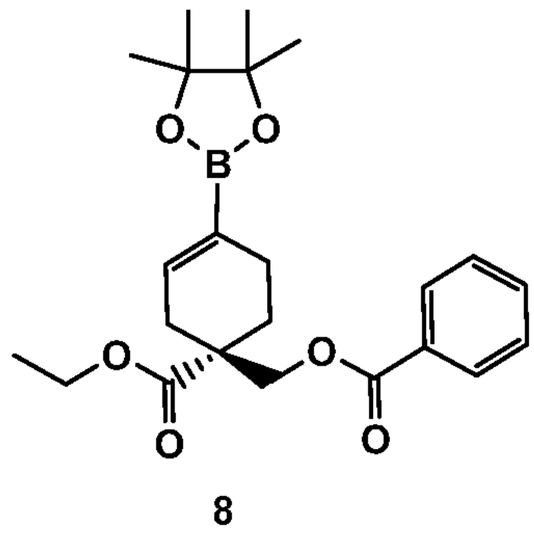

8

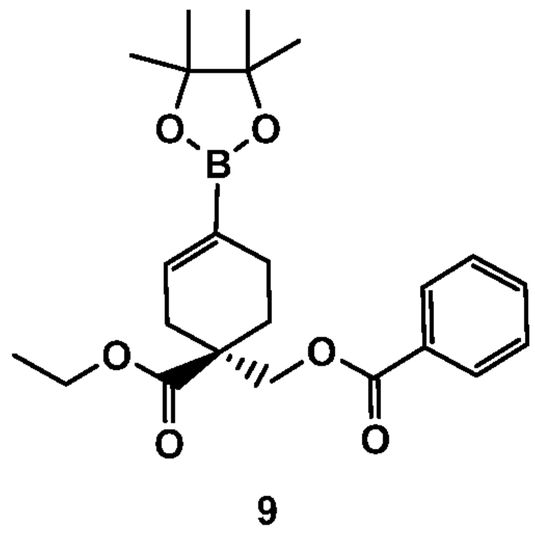

9

The racemic mixture was separated by supercritical fluid chromatography (SFC) to give (S)-(1-(ethoxycarbonyl)-4-(4,4,5,5-tetramethyl-1,3,2-dioxaborolan-2-yl)cyclohex-3-en-1-yl)methyl benzoate and (R)-(1-(ethoxycarbonyl)-4-(4,4,5,5-tetramethyl-1,3,2-dioxaborolan-2-yl)cyclohex-3-en-1-yl)methyl benzoate.

SFC Experimental Details:

Column:	ChiralCel OJ-H, 30 x 250mm, 5μm
Mobile Phase:	5% MeOH / 95% CO2
Pressure:	100 bar
Temperature:	40°C
Flow Rate:	70 mL/min
UV:	225 nm
Injection:	0.50 mL (~100 mg/mL in IPA:ACN:MeOH, 2:2:1)
Fraction Collection:	Slope & Level (w/ 6 mL/min MeOH make-up):
	Peak 1 window: 3.00’ - 4.50’
	Peak 2 window: 3.80’ - 7.00’

Intermediate 10. Preparation of ethyl 8-(((methylsulfonyl)oxy)methyl)-1,4-dioxaspiro[4.5]decane-8-carboxylate.

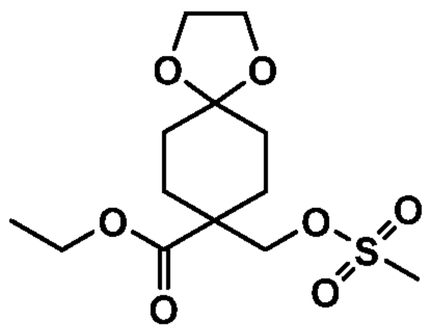

To vacuum dried ethyl 8-(hydroxymethyl)-1,4-dioxaspiro[4.5]decane-8-carboxylate (280 mg, 1.146 mmol) in DCM (2 mL) was added N,N-diisopropylethylamine (0.299 mL, 1.719 mmol) under nitrogen. The clear solution was chilled in an ice bath until cold. To this was added, dropwise, neat methanesulfonyl chloride (0.106 mL, 1.375 mmol) and the resulting solution was stirred in the ice bath and allowed to reach RT overnight. The crude reaction mixture was purified on silica gel column eluted with 50% ethyl acetate / hexanes to give the desired product (304 mg, 82 %). ^{1}H NMR (400MHz, CHLOROFORM-d) δ 4.26 - 4.17 (m, 4H), 3.97 - 3.93 (m, 4H), 3.00 (s, 3H), 2.24 - 2.15 (m, 2H), 1.73 - 1.61 (m, 6H), 1.29 (t, *J*=7.2 Hz, 3H).

General Procedure A: Preparation of C-3 α-substituted cyclohexenecarboxylic acid derivatives.

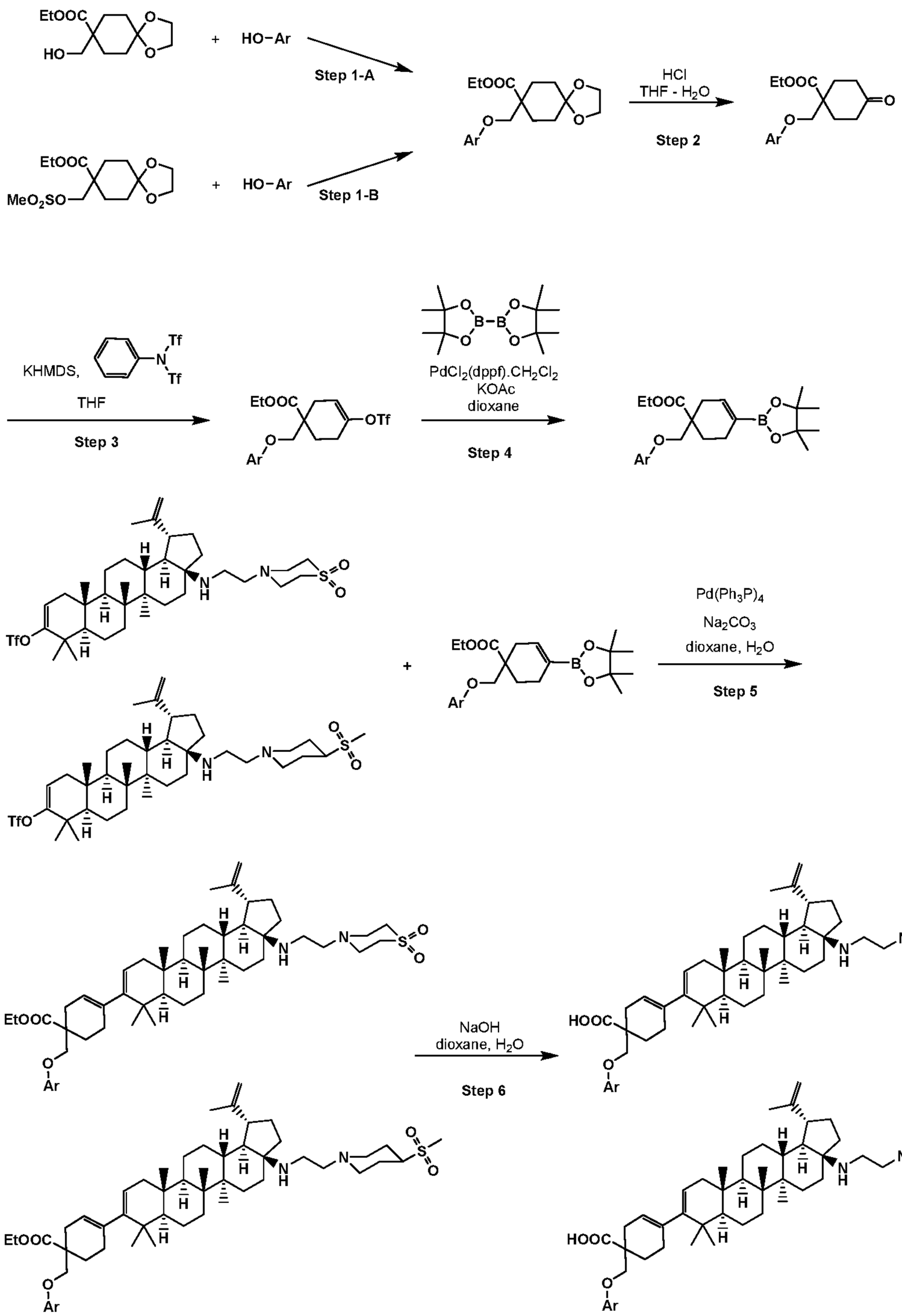

5

Step 1: Preparation of ether.

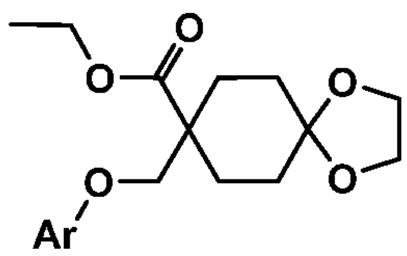

Step 1-A: To a solution of ethyl 8-(hydroxymethyl)-1,4-dioxaspiro[4.5]decane-8-carboxylate (intermediate 3) (1 eq), reactant Ar-OH (1 eq) and triphenylphosphine (1.2 eq) in THF was added diisopropyl diazene-1,2-dicarboxylate (1.2 eq) dropwise under nitrogen. The resulting solution was stirred at RT for 1 h, then at 50 °C for 3 days. The reaction mixture was diluted with saturated NH_4Cl, extracted with EtOAc, washed with brine, dried over Na_2SO_4, and concentrated *in vacuo*. The crude product was purified by silica gel column eluted with ethyl acetate / hexanes to give the desired product.

Step 1-B: A mixture of ethyl 8-(((methylsulfonyl)oxy)methyl)-1,4-dioxaspiro[4.5]decane-8-carboxylate (1 eq), cesium carbonate (2.15 eq) and Ar-OH (3.5 eq) in acetonitrile was stirred at 85 °C over 48 hours. The inorganic salts were removed by filtration, and the filtrate was washed with water, extracted with ethyl acetate. The combine organic phase was concentrated *in vacuo*. The crude product was purified by silica gel column eluted with Ethyl acetate / hexanes to give the desired product.

Step 2: Preparation of ketone.

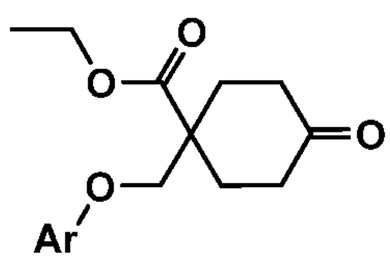

A solution of the product from step 1 (1 eq) and 0.5 N HCl (1 eq) in acetone was stirred at 50 °C for 1-2 days. The reaction mixture was neutralized with saturated aqueous. Na_2CO_3 and partially concentrated *in vacuo* to remove acetone. The residue was diluted with H_2O, extracted with EtOAc, washed with brine, dried over Na_2SO_4, and concentrated *in vacuo*. The crude product was purified by silica gel column eluted with ethyl acetate / hexanes to

give the desired ketone.

Step 3: Preparation of triflate.

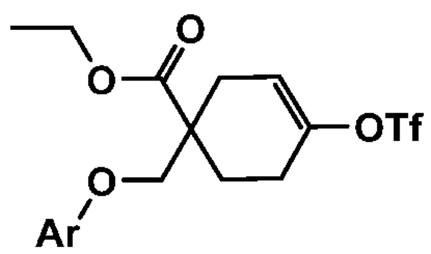

To a solution of ketone from step 2 (1 eq) and 1,1,1-trifluoro-N-phenyl-N-((trifluoromethyl)sulfonyl)-methanesulfonamide (1.1 eq) in THF at -78 °C was added KHMDS (1 M in THF) (1.3 eq). The resulting yellow to orange solution was stirred at -78 °C for 2 h. The reaction was quenched with saturated aqueous NH_4Cl. The mixture was extracted with EtOAc, washed with brine, dried over Na_2SO_4, and concentrated *in vacuo*. The crude product was purified by silica gel column eluted with ethyl acetate / hexanes to give the desired triflate.

Step 4: Preparation of boronate.

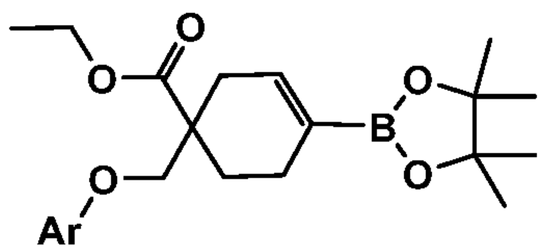

In a pressure vessel, a mixture of triflate from step 3 (1 eq), bis(pinacolato)diboron (1.1 eq), KOAc (2.5 eq) and $PdCl_2$(dppf)-CH_2Cl_2 adduct (0.03 eq) in 1,4-dioxane was flushed with nitrogen, sealed and heated at 70 °C for 2 h. The mixture was diluted with water and extracted with EtOAc. The combined organic layers were washed with brine, dried over Na_2SO_4, and concentrated *in vacuo*. The crude product was purified by silica gel column eluted with ethyl acetate / hexanes to give the desired boronate.

Step 5: Preparation of C-3 α-substituted cyclohexenecarboxylic ester.

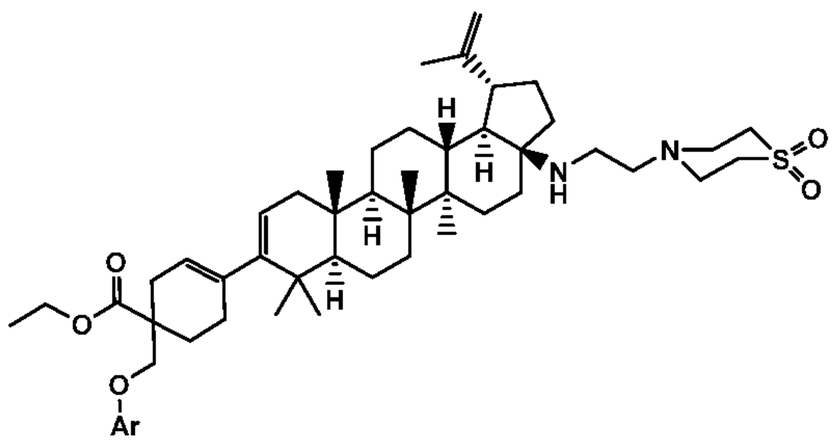

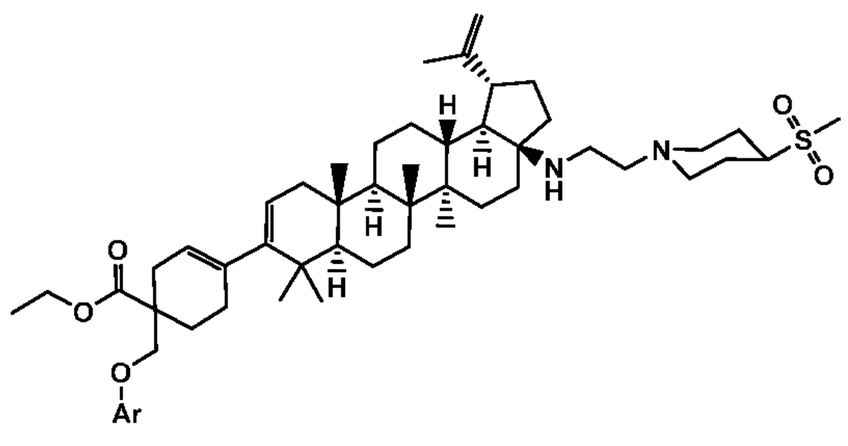

A mixture of C3-triflate (1 eq), boronate from step 4 (1eq), Na_2CO_3 H_2O (3 eq) and $Pd(Ph_3P)_4$ (0.06 eq) in dioxane and H_2O (4 : 1), was flushed with nitrogen, sealed and heated at 70 °C for 2 h. The reaction mixture was concentrated *in vacuo*, and the residue was partitioned between EtOAc and H_2O. The separated aqueous layer was extracted with EtOAc. The combined organic layers were washed with brine dried over Na_2SO_4, and concentrated *in vacuo*. The crude product was purified by silica gel column eluted with ethyl acetate / hexanes to give the desired C-3 α-substituted cyclohexenecarboxylic ester.

Step 6: Preparation of carboxylic acid.

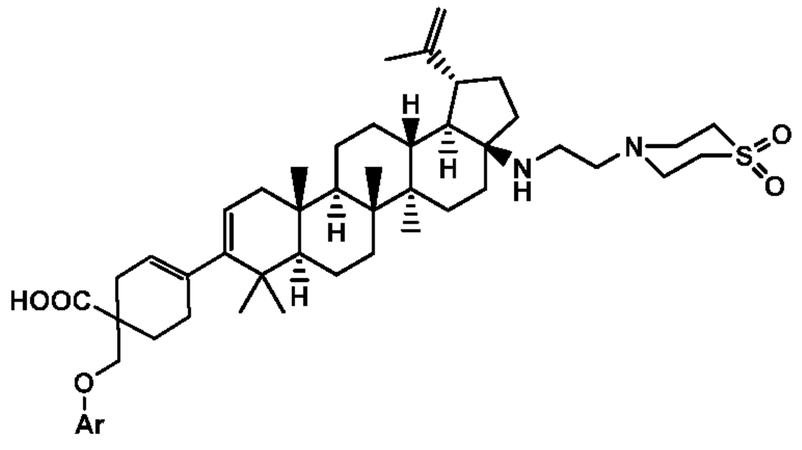

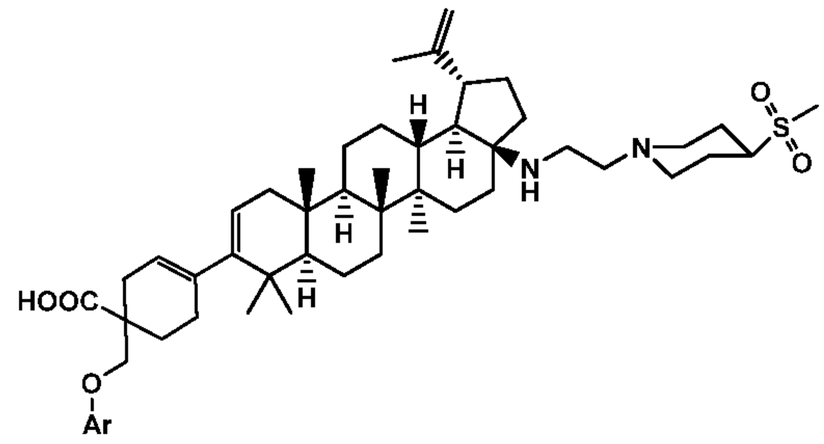

A solution of ester from step 5 in 1,4-dioxane, MeOH and 1N NaOH (2 : 1 : 1) was stirred at 60 -70 °C for 1-2 h. The reaction mixture was purified by reverse phase preparative HPLC to give the final product.

Example 1

Preparation of 4-((1R,3aS,5aR,5bR,7aR,11aS,11bR,13aR,13bR)-3a-((2-(1,1-dioxidothiomorpholino)ethyl)amino)-5a,5b,8,8,11a-pentamethyl-1-(prop-1-en-2-yl)-2,3,3a,4,5,5a,5b,6,7,7a,8,11,11a,11b,12,13,13a,13b-octadecahydro-1H-cyclopenta[a]chrysen-9-yl)-1-((pyridin-2-yloxy)methyl)cyclohex-3-ene-1-carboxylic acid.

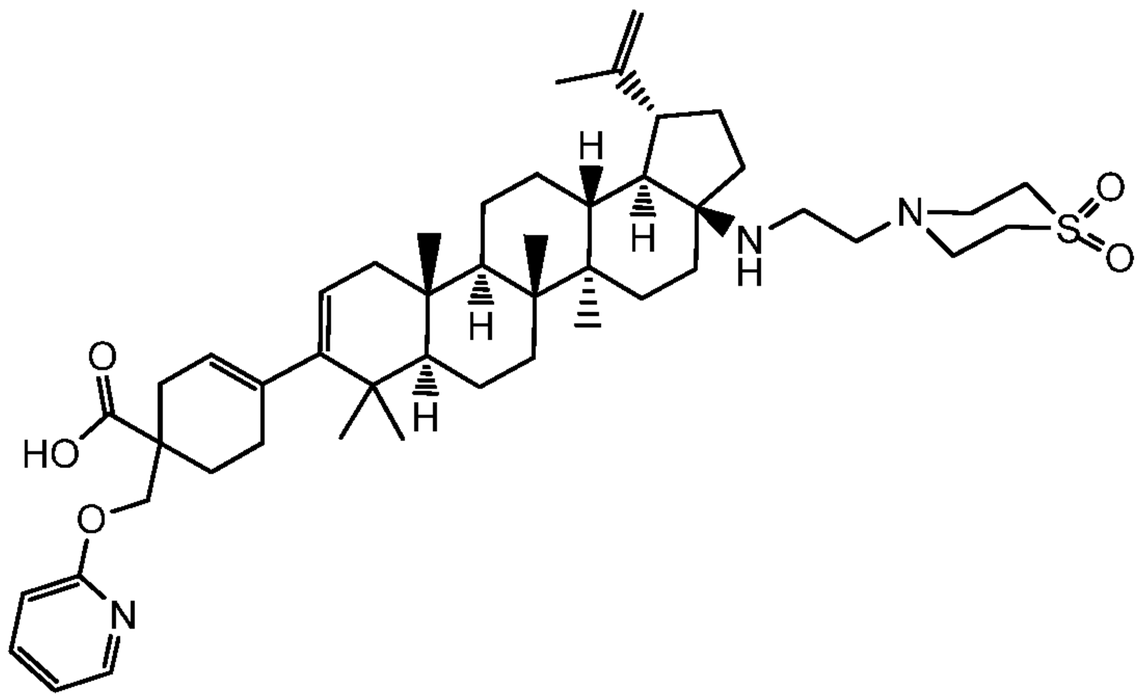

Step 1. Preparation of ethyl 8-((pyridin-2-yloxy)methyl)-1,4-dioxaspiro[4.5]decane-8-carboxylate.

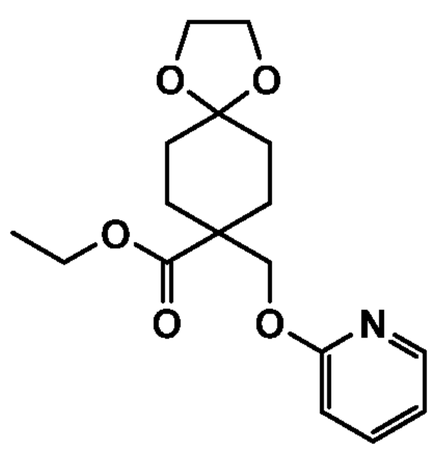

The title compound was prepared in 83 % yield as an oil, following the procedure described in general procedure A step 1-A, using pyridin-2-ol as reactant. ^{1}H NMR (500MHz, CHLOROFORM-d) δ 8.14 (ddd, *J*=5.0, 2.0, 0.8 Hz, 1H), 7.59 - 7.53 (m, 1H), 6.87 (ddd, *J*=7.1, 5.1, 0.9 Hz, 1H), 6.73 (dt, *J*=8.4, 0.8 Hz, 1H), 4.38 (s, 2H), 4.17 (q, *J*=7.2 Hz, 2H), 4.01 - 3.93 (m, 4H), 2.35 - 2.24 (m, 2H), 1.79 - 1.67 (m, 6H), 1.23 (t, *J*=7.1 Hz, 3H). LC/MS *m/z* 322.10 $(M+H)^+$, 1.93 min (LCMS Method 1).

Step 2. Preparation of ethyl 4-oxo-1-((pyridin-2-yloxy)methyl)cyclohexane-1-carboxylate.

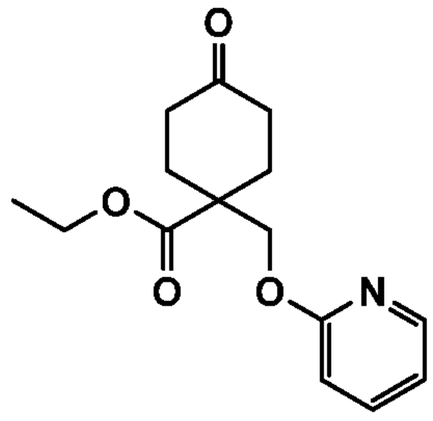

The title compound was prepared in 99 % yield as an oil, following the procedure described in general procedure A step 2, using ethyl 8-((pyridin-2-yloxy)methyl)-1,4-dioxaspiro[4.5]decane-8-carboxylate as reactant. ^{1}H NMR (400MHz, CHLOROFORM-d) δ 8.14 (ddd, *J*=5.1, 1.9, 0.8 Hz, 1H), 7.61 - 7.55 (m, 1H), 6.90 (ddd, *J*=7.1, 5.1, 0.9 Hz, 1H), 6.74 (dt, *J*=8.3, 0.8 Hz, 1H), 4.45 (s, 2H), 4.24 (q, *J*=7.0 Hz, 2H), 2.59 - 2.48 (m, 4H), 2.46 - 2.37 (m, 2H), 1.94 - 1.83 (m, 2H), 1.26 (t, *J*=7.2 Hz, 3H). LC/MS *m/z* 278.05 $(M+H)^+$, 1.74 min (LCMS Method 1).

Step 3. Preparation of ethyl 1-((pyridin-2-yloxy)methyl)-4-(((trifluoromethyl)sulfonyl)oxy)cyclohex-3-ene-1-carboxylate.

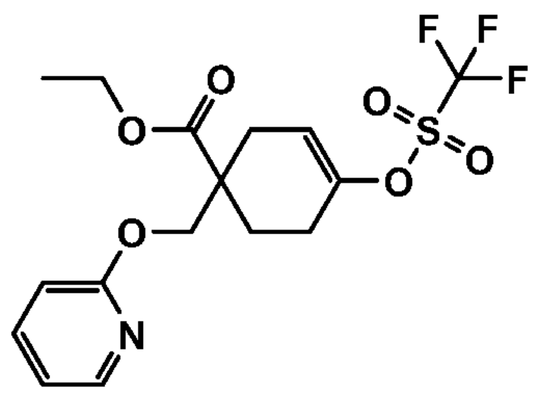

The title compound was prepared in 110 % yield (containing PhNHTf) as an oil, following the procedure described in general procedure A step 3, using ethyl 4-oxo-1-((pyridin-2-yloxy)methyl)cyclohexane-1-carboxylate as reactant. ^{1}H NMR (400MHz, CHLOROFORM-d) δ 8.14 (ddd, *J*=5.0, 2.0, 0.8 Hz, 1H), 7.62 - 7.55 (m, 1H), 6.90 (ddd, *J*=7.1, 5.1, 0.9 Hz, 1H), 6.73 (dt, *J*=8.3, 0.8 Hz, 1H), 5.80 - 5.76 (m 1H), 4.45 (d, *J*=10.3 Hz, 1H), 4.39 (d, *J*=10.3 Hz, 1H), 4.18 (qd, *J*=7.1, 1.3 Hz, 2H), 2.88 - 2.80 (m, 1H), 2.56 - 2.25 (m, 4H), 2.02 - 1.93 (m, 1H), 1.22 (t, *J*=7.2 Hz, 3H). ^{19}F NMR (376MHz, CHLOROFORM-d) δ -73.87 (s, 3F). /LC/MS *m/z* 410.00 $(M+H)^+$, 2.24 min (LCMS Method 1).

Step 4. Preparation of ethyl 1-((pyridin-2-yloxy)methyl)-4-(4,4,5,5-tetramethyl-1,3,2-dioxaborolan-2-yl)cyclohex-3-ene-1-carboxylate.

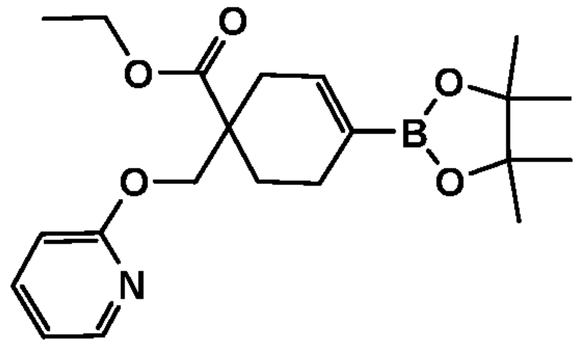

The title compound was prepared in 75 % yield as an oil, following the procedure described in general procedure A step 4, using ethyl 1-((pyridin-2-yloxy)methyl)-4-(((trifluoromethyl)sulfonyl)oxy)cyclohex-3-ene-1-carboxylate as reactant. ^{1}H NMR (400MHz, CHLOROFORM-d) δ 8.13 (ddd, *J*=5.0, 2.0, 0.8 Hz, 1H), 7.58 - 7.51 (m, 1H), 6.86 (ddd, *J*=7.0, 5.1, 0.9 Hz, 1H), 6.71 (dt, *J*=8.4, 0.8 Hz, 1H), 6.57 - 6.53 (m, 1H), 4.42 (d, *J*=10.0 Hz, 1H), 4.33 (d, *J*=10.0 Hz, 1H), 4.14 (qd, *J*=6.7, 1.4 Hz, 2H), 2.73 (dq, *J*=18.8, 2.8 Hz, 1H), 2.31 - 2.18 (m, 3H), 2.03 - 1.95 (m, 1H), 1.91 - 1.83 (m, 1H), 1.27 (s, 6H), 1.26 (s, 6H), 1.19 (t, *J*=7.0 Hz, 3H). LC/MS *m/z* 388.20 $(M+H)^+$, 2.22 min (LCMS Method 1).

Step 5. Preparation of ethyl 4-((1R,3aS,5aR,5bR,7aR,11aS,11bR,13aR,13bR)-3a-((2-(1,1-dioxidothiomorpholino)ethyl)amino)-5a,5b,8,8,11a-pentamethyl-1-(prop-1-en-2-yl)-2,3,3a,4,5,5a,5b,6,7,7a,8,11,11a,11b,12,13,13a,13b-octadecahydro-1H-cyclopenta[a]chrysen-9-yl)-1-((pyridin-2-yloxy)methyl)cyclohex-3-ene-1-carboxylate.

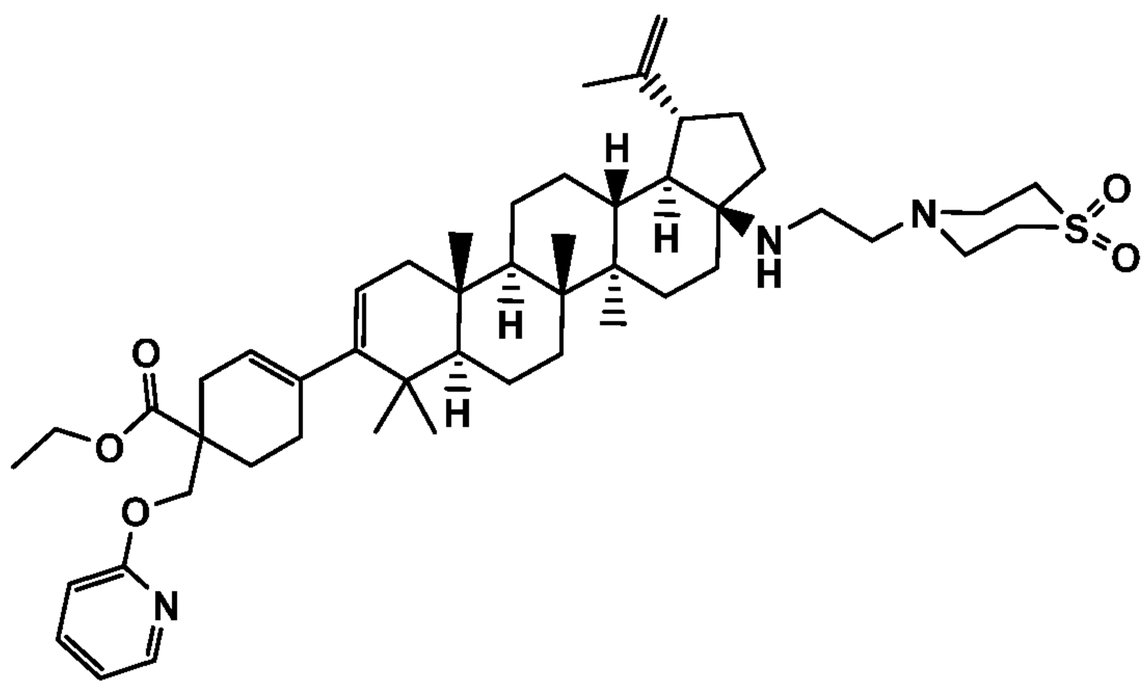

The title compound was prepared in 71 % yield as a solid, following the procedure described in general procedure A step 5, using ethyl 1-((pyridin-2-yloxy)methyl)-4-(4,4,5,5-tetramethyl-1,3,2-dioxaborolan-2-yl)cyclohex-3-ene-1-carboxylate as reactant. ^{1}H NMR (400MHz, CHLOROFORM-d) δ 8.13 (dd, *J*=5.1, 1.4 Hz, 1H), 7.55 (ddd, *J*=8.6, 7.0, 2.0 Hz, 1H), 6.85 (ddd, *J*=7.0, 5.3, 0.8 Hz, 1H), 6.72 (d, *J*=8.3 Hz, 1H), 5.35 (br. s, 1H), 5.18 (d, *J*=5.5 Hz, 1H), 4.71 (s, 1H), 4.59 (s, 1H), 4.47 - 4.37 (m, 2H), 4.14 ((qd, *J*=6.7, 1.4 Hz, 2H), 3.12 - 2.99 (m, 8H), 2.73 - 2.39 (m, 6H), 2.23 - 0.84 (m, 27H), 1.69 (s, 3H), 1.20 (t, *J*=7.2 Hz, 3H), 1.05 (s, 3H), 0.96 -0.90 (m, 9H), 0.89 (s, 3H). LC/MS *m/z* 830.00 $(M+H)^+$, 3.74 min (LCMS Method 2).

Step 6. 4-((1R,3aS,5aR,5bR,7aR,11aS,11bR,13aR,13bR)-3a-((2-(1,1-dioxidothiomorpholino)ethyl)amino)-5a,5b,8,8,11a-pentamethyl-1-(prop-1-en-2-yl)-2,3,3a,4,5,5a,5b,6,7,7a,8,11,11a,11b,12,13,13a,13b-octadecahydro-1H-cyclopenta[a]chrysen-9-yl)-1-((pyridin-2-yloxy)methyl)cyclohex-3-ene-1-carboxylic acid was prepared in 32 % yield as a solid, following the procedure described in general procedure A step 6, using ethyl 4-((1R,3aS,5aR,5bR,7aR,11aS,11bR,13aR,13bR)-3a-((2-(1,1-dioxidothiomorpholino)ethyl)amino)-5a,5b,8,8,11a-pentamethyl-1-(prop-1-en-2-yl)-2,3,3a,4,5,5a,5b,6,7,7a,8,11,11a,11b,12,13,13a,13b-octadecahydro-1H-cyclopenta[a]chrysen-9-yl)-1-((pyridin-2-yloxy)methyl)cyclohex-3-ene-1-carboxylate as reactant. ^{1}H NMR (400MHz, CHLOROFORM-d) δ 8.14 (d, *J*=3.8 Hz, 1H), 7.59 - 7.52 (m, 1H), 6.89 - 6.84 (m, 1H), 6.73 (d, *J*=8.3 Hz, 1H), 5.35 (br. s, 1H), 5.21 - 5.16 (m, 1H), 4.71 (s, 1H), 4.60 (s, 1H), 4.50 - 4.38 (m, 2H), 3.14 - 2.99 (m, 8H), 2.86 - 2.57 (m, 6H),

2.29 - 0.89 (m, 27H), 1.68 (s, 3H), 1.10 (s, 3H), 0.98 (s, 3H), 0.97 - 0.91 (m, 6H), 0.85 (s, 3H). LC/MS *m/z* 802.50 $(M+H)^+$, 3.56 min (LCMS Method 2).

Example 2

Preparation of 4-((1R,3aS,5aR,5bR,7aR,11aS,11bR,13aR,13bR)-3a-((2-(1,1-dioxidothiomorpholino)ethyl)amino)-5a,5b,8,8,11a-pentamethyl-1-(prop-1-en-2-yl)-2,3,3a,4,5,5a,5b,6,7,7a,8,11,11a,11b,12,13,13a,13b-octadecahydro-1H-cyclopenta[a]chrysen-9-yl)-1-(((1-methyl-3-phenyl-1H-pyrazol-5-yl)oxy)methyl)cyclohex-3-ene-1-carboxylic acid.

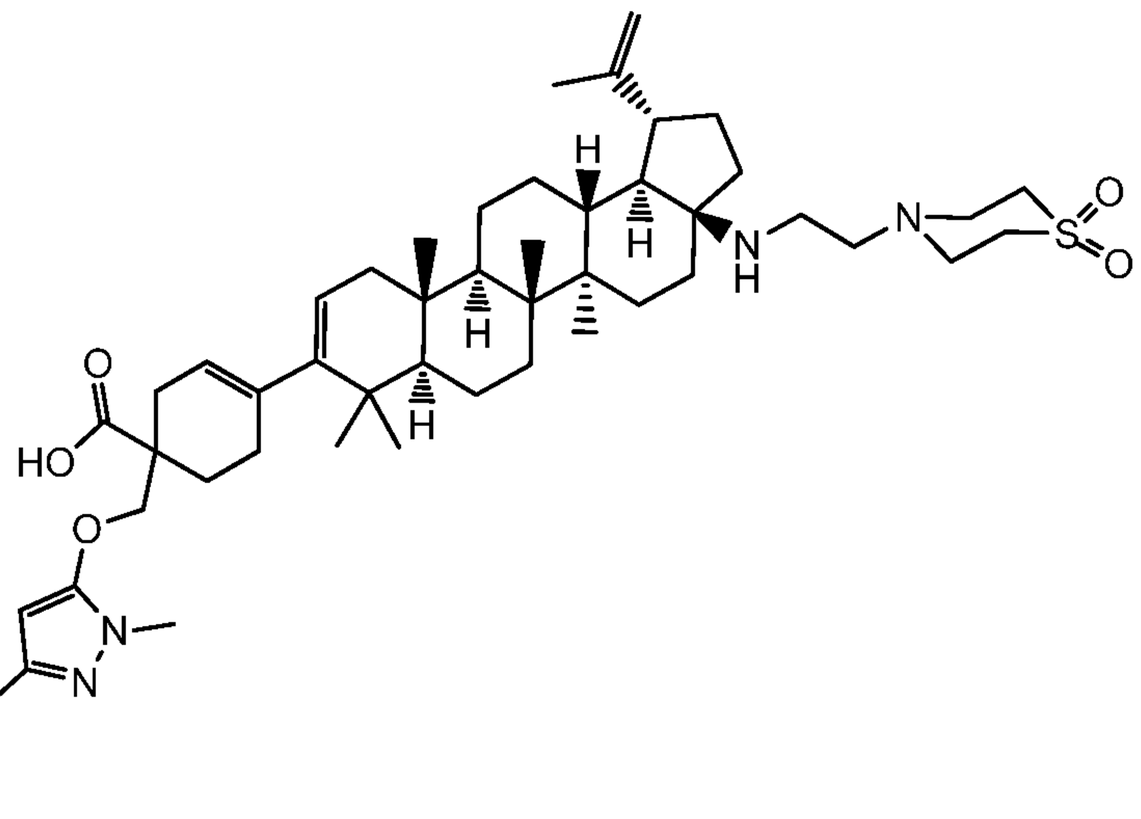

Step 1. Preparation of ethyl 8-(((1-methyl-3-phenyl-1H-pyrazol-5-yl)oxy)methyl)-1,4-dioxaspiro[4.5]decane-8-carboxylate.

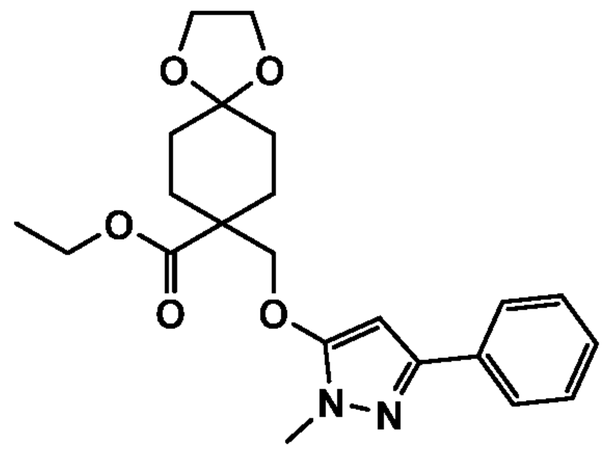

The title compound was prepared in 99 % yield as an oil, following the procedure described in general procedure A step 1-A, using 1-methyl-3-phenyl-1H-pyrazol-5-ol as

reactant. ^{1}H NMR (500MHz, CHLOROFORM-d) δ 7.78 - 7.70 (m, 2H), 7.39 (t, *J*=7.6 Hz, 2H), 7.32 - 7.28 (m, 1H), 5.83 (s, 1H), 4.21 (q, *J*=7.1 Hz, 2H), 4.12 (s, 2H), 4.01 - 3.94 (m, 4H), 3.67 (s, 3H), 2.37 - 2.26 (m, 2H), 1.80 - 1.65 (m, 6H), 1.31 - 1.26 (m, 3H). LC/MS *m/z* 401.10 $(M+H)^+$, 2.17 min (LCMS Method 1).

Step 2. Preparation of ethyl 1-(((1-methyl-3-phenyl-1H-pyrazol-5-yl)oxy)methyl)-4-oxocyclohexane-1-carboxylate.

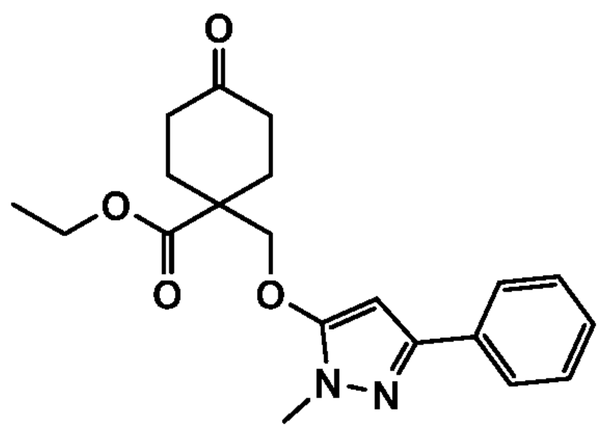

The title compound was prepared in 81 % yield as an oil, following the procedure described in general procedure A step 2, using ethyl 8-(((1-methyl-3-phenyl-1H-pyrazol-5-yl)oxy)methyl)-1,4-dioxaspiro[4.5]decane-8-carboxylate as reactant. ^{1}H NMR (400MHz, CHLOROFORM-d) δ
7.75 - 7.71 (m, 2H), 7.42 - 7.35 (m, 2H), 7.32 - 7.27 (m, 1H), 5.84 (s, 1H), 4.28 (q, *J*=7.0 Hz, 2H), 4.19 (s, 2H), 3.68 (s, 3H), 2.63 - 2.51 (m, 4H), 2.48 - 2.39 (m, 2H), 1.92 - 1.81 (m, 2H), 1.30 (t, *J*=7.2 Hz, 3H). LC/MS *m/z* 357.15 $(M+H)^+$, 1.99 min (LCMS Method 1).

Step 3. Preparation of ethyl 1-(((1-methyl-3-phenyl-1H-pyrazol-5-yl)oxy)methyl)-4-(((trifluoromethyl)sulfonyl)oxy)cyclohex-3-ene-1-carboxylate.

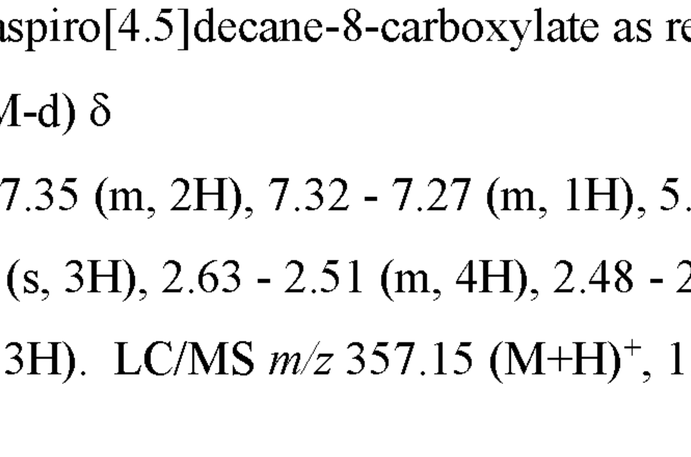

The title compound was prepared in 68 % yield as an oil, following the procedure described in general procedure A step 3, using ethyl 1-(((1-methyl-3-phenyl-1H-pyrazol-5-yl)oxy)methyl)-4-oxocyclohexane-1-carboxylate as reactant. ^{1}H NMR (400MHz, CHLOROFORM-d) δ 7.75 - 7.71 (m, 2H), 7.41 - 7.35 (m, 2H), 7.32 - 7.29 (m, 1H), 5.84 (s, 1H), 5.83 - 5.79 (m, 1H), 4.25 - 4.10 (m, 4H), 3.67 (s, 3H), 2.92 - 2.82 (m, 1H), 2.59 - 2.25 (m, 4H), 2.00 (ddd, *J*=13.7, 7.8, 6.4 Hz, 1H), 1.27 (t, *J*=7.2 Hz, 3H). ^{19}F NMR (376MHz, CHLOROFORM-d) δ -73.83 (s, 3F). LC/MS *m/z* 489.20 $(M+H)^+$, 2.30 min (LCMS Method 1).

Step 4. Preparation of ethyl 1-(((1-methyl-3-phenyl-1H-pyrazol-5-yl)oxy)methyl)-4-(4,4,5,5-tetramethyl-1,3,2-dioxaborolan-2-yl)cyclohex-3-ene-1-carboxylate.

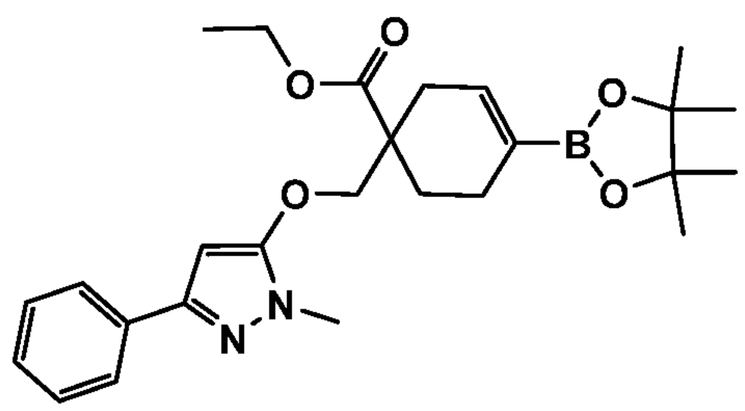

The title compound was prepared in 68 % yield as a wax, following the procedure described in general procedure A step 4, using ethyl 1-(((1-methyl-3-phenyl-1H-pyrazol-5-yl)oxy)methyl)-4-(((trifluoromethyl)sulfonyl)oxy)cyclohex-3-ene-1-carboxylate as reactant. ^{1}H NMR (400MHz, CHLOROFORM-d) δ 7.75 - 7.71 (m, 2H), 7.41 - 7.34 (m, 2H), 7.31 - 7.28 (m, *J*=7.5 Hz, 1H), 6.57 - 6.53 (m, 1H), 5.83 (s, 1H), 4.23 - 4.11 (m, 4H), 3.65 (s, 3H), 2.76 - 2.67 (m, 1H), 2.32 - 2.12 (m, 3H), 2.03 - 1.86 (m, 2H), 1.27 (s, 12H), 1.23 (t, *J*=7.0 Hz 3H). LC/MS *m/z* 467.30 $(M+H)^+$, 3.58 min (LCMS Method 2).

Step 5. Preparation of ethyl 4-((1R,3aS,5aR,5bR,7aR,11aS,11bR,13aR,13bR)-3a-((2-(1,1-dioxidothiomorpholino)ethyl)amino)-5a,5b,8,8,11a-pentamethyl-1-(prop-1-en-2-yl)-2,3,3a,4,5,5a,5b,6,7,7a,8,11,11a,11b,12,13,13a,13b-octadecahydro-1H-cyclopenta[a]chrysen-9-yl)-1-(((1-methyl-3-phenyl-1H-pyrazol-5-yl)oxy)methyl)cyclohex-3-ene-1-carboxylate.

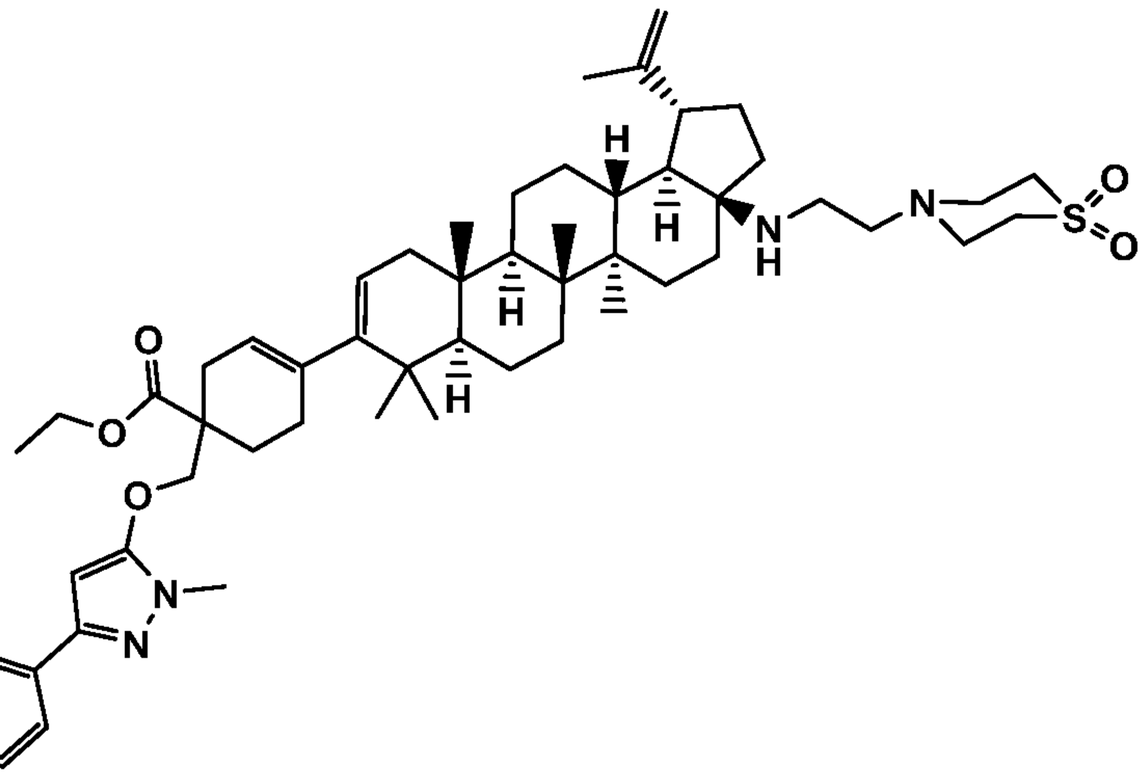

The title compound was prepared in 59 % yield as a solid, following the procedure described in general procedure A step 5, using ethyl 1-(((1-methyl-3-phenyl-1H-pyrazol-5-yl)oxy)methyl)-4-(4,4,5,5-tetramethyl-1,3,2-dioxaborolan-2-yl)cyclohex-3-ene-1-carboxylate as reactant. ^{1}H NMR (400MHz, CHLOROFORM-d) δ 7.74 - 7.70 (m, 2H), 7.40 - 7.33 (m, 2H), 7.31 - 7.25 (m, 1H), 5.83 (s, 1H), 5.36 (br. s., 1H), 5.19 (d, *J*=4.8 Hz, 1H), 4.71 (d, *J*=2.0 Hz, 1H), 4.59 (s, 1H), 4.24 - 4.15 (m, 4H), 3.65 (s, 3H), 3.10 - 2.98 (m, 8H), 2.74 - 2.43 (m, 6H), 2.32 - 1.02 (m, 27H), 1.68 (s, 3H), 1.26 (t, *J*=7.0 Hz, 3H), 1.06 (s, 3H), 0.97 - 0.91 (m, 9H), 0.86 (s, 3H). LC/MS *m/z* 909.60 $(M+H)^+$, 3.89 min (LCMS Method 2).

Step 6. 4-((1R,3aS,5aR,5bR,7aR,11aS,11bR,13aR,13bR)-3a-((2-(1,1-dioxidothiomorpholino)ethyl)amino)-5a,5b,8,8,11a-pentamethyl-1-(prop-1-en-2-yl)-2,3,3a,4,5,5a,5b,6,7,7a,8,11,11a,11b,12,13,13a,13b-octadecahydro-1H-cyclopenta[a]chrysen-9-yl)-1-(((1-methyl-3-phenyl-1H-pyrazol-5-yl)oxy)methyl)cyclohex-3-ene-1-carboxylic acid was prepared in 81 % yield as a solid, following the procedure described in general procedure A step 6, using ethyl 4-((1R,3aS,5aR,5bR,7aR,11aS,11bR,13aR,13bR)-3a-((2-(1,1-dioxidothiomorpholino)ethyl)amino)-5a,5b,8,8,11a-pentamethyl-1-(prop-1-en-2-yl)-2,3,3a,4,5,5a,5b,6,7,7a,8,11,11a,11b,12,13,13a,13b-octadecahydro-1H-cyclopenta[a]chrysen-9-yl)-1-(((1-methyl-3-phenyl-1H-pyrazol-5-yl)oxy)methyl)cyclohex-3-ene-1-carboxylate as reactant. ^{1}H NMR (400MHz,

METHANOL-d_4) δ 7.73 - 7.68 (m, 2H), 7.40 - 7.34 (m, 2H), 7.31 - 7.26 (m, 1H), 6.04 (s, 1H), 5.37 (br. s., 1H), 5.22 (d, *J*=4.5 Hz, 1H), 4.76 (s, 1H), 4.65 (s, 1H), 4.31 - 4.23 (m, 2H), 3.64 (s, 3H), 3.20 - 3.04 (m, 8H), 2.92 - 2.61 (m, 6H), 2.24 - 1.10 (m, 27H), 1.73 (s, 3H), 1.16 (s, 3H), 1.06 (s, 3H), 1.00 (s, 3H), 0.97 (s, 3H), 0.92 (s, 3H). LC/MS *m/z* 881.55 $(M+H)^+$, 3.77 min (LCMS Method 2).

Example 3

Preparation of 4-((1R,3aS,5aR,5bR,7aR,11aS,11bR,13aR,13bR)-3a-((2-(1,1-dioxidothiomorpholino)ethyl)amino)-5a,5b,8,8,11a-pentamethyl-1-(prop-1-en-2-yl)-2,3,3a,4,5,5a,5b,6,7,7a,8,11,11a,11b,12,13,13a,13b-octadecahydro-1H-cyclopenta[a]chrysen-9-yl)-1-(((1-methyl-5-(trifluoromethyl)-1H-pyrazol-3-yl)oxy)methyl)cyclohex-3-ene-1-carboxylic acid.

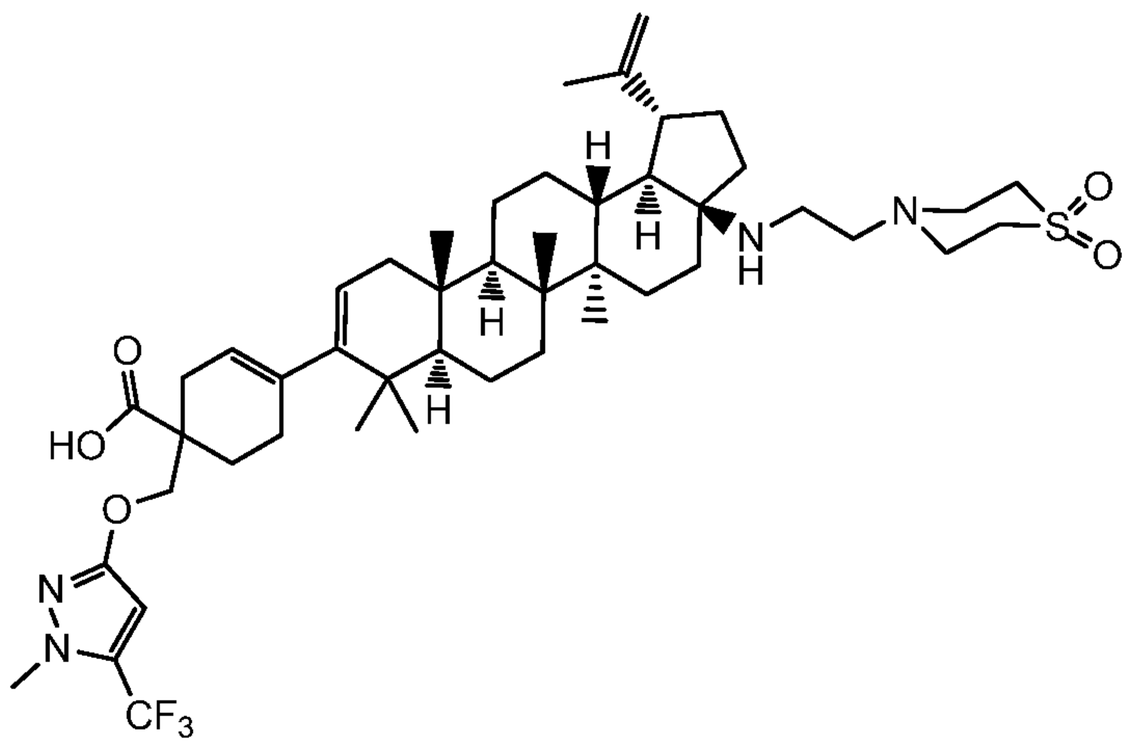

Step 1. Preparation of ethyl 8-(((1-methyl-5-(trifluoromethyl)-1H-pyrazol-3-yl)oxy)methyl)-1,4-dioxaspiro[4.5]decane-8-carboxylate.

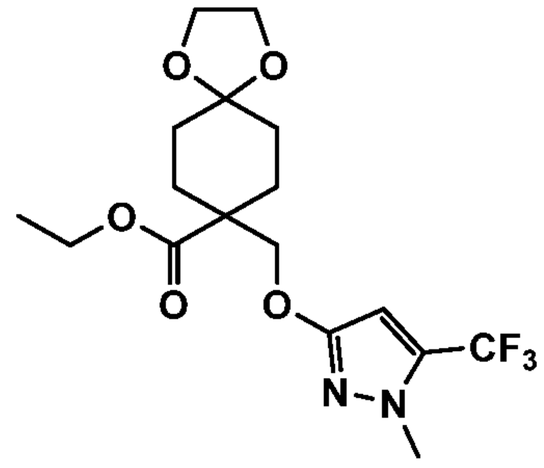

The title compound was prepared in 86 % yield as an oil, following the procedure described in general procedure A step 1-A, using 1-methyl-5-(trifluoromethyl)-1H-pyrazol-3-ol as reactant. ^{1}H NMR (500MHz, CHLOROFORM-d) δ 5.99 (s, 1H), 4.20 (q, *J*=7.2 Hz, 2H), 4.19 (s, 2H), 3.96 (t, *J*=3.0 Hz, 4H), 3.82 (s, 3H), 2.31 - 2.19 (m, 2H), 1.78 - 1.64 (m, 6H), 1.26 (t, *J*=7.1 Hz, 3H). LC/MS *m/z* 393.05 $(M+H)^+$, 2.18 min (LCMS Method 1).

Step 2. Preparation of ethyl 1-(((1-methyl-5-(trifluoromethyl)-1H-pyrazol-3-yl)oxy)methyl)-4-oxocyclohexane-1-carboxylate.

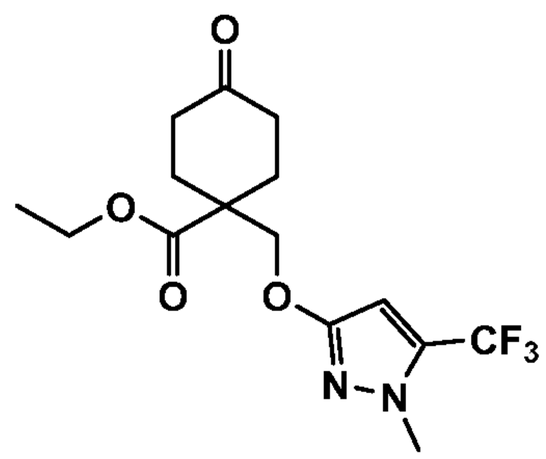

The title compound was prepared in 98 % yield as an oil, following the procedure described in general procedure A step 2, using ethyl 8-(((1-methyl-5-(trifluoromethyl)-1H-pyrazol-3-yl)oxy)methyl)-1,4-dioxaspiro[4.5]decane-8-carboxylate as reactant. ^{1}H NMR (400MHz, CHLOROFORM-d) δ 5.99 (s, 1H), 4.26 (s, 2H), 4.26 (q, *J*=7.1 Hz, 2H), 3.82 (d, *J*=0.8 Hz, 3H), 2.59 - 2.34 (m, 6H), 1.92 - 1.79 (m, 2H), 1.28 (t, *J*=6.8 Hz, 3H). ^{19}F NMR (376MHz, CHLOROFORM-d) δ -60.88 (s, 3F). LC/MS *m/z* 349.15 $(M+H)^+$, 2.08 min (LCMS Method 1).

Step 3. Preparation of ethyl 1-(((1-methyl-5-(trifluoromethyl)-1H-pyrazol-3-yl)oxy)methyl)-4-(((trifluoromethyl)sulfonyl)oxy)cyclohex-3-ene-1-carboxylate.

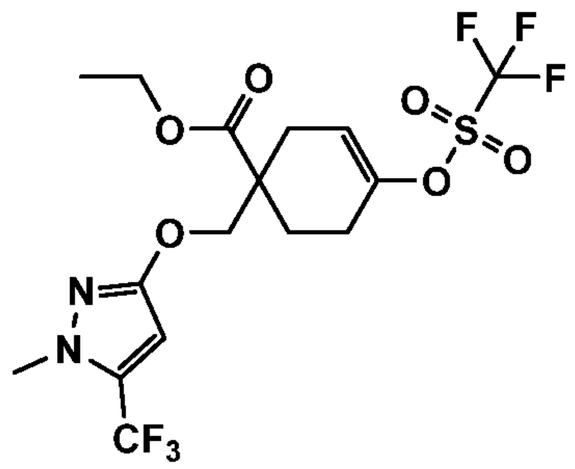

The title compound was prepared in 70 % yield as an oil, following the procedure described in general procedure A step 3, using ethyl 1-(((1-methyl-5-(trifluoromethyl)-1H-pyrazol-3-yl)oxy)methyl)-4-oxocyclohexane-1-carboxylate as reactant. ^{1}H NMR (400MHz, CHLOROFORM-d) δ 5.99 (s, 1H), 5.79 - 5.76 (m, 1H), 4.29 - 4.16 (m, 4H), 3.81 (d, *J*=0.8 Hz, 3H), 2.85 - 2.75 (m, 1H), 2.55 - 2.19 (m, 4H), 2.02 - 1.93 (m, 1H), 1.25 (t, *J*=7.2 Hz, 3H). ^{19}F NMR (376MHz, CHLOROFORM-d) δ -60.89 (s, 3F), -73.88 (s, 3F). LC/MS *m/z* 481.10 $(M+H)^+$, 2.32 min (LCMS Method 1).

Step 4. Preparation of ethyl 1-(((1-methyl-5-(trifluoromethyl)-1H-pyrazol-3-yl)oxy)methyl)-4-(4,4,5,5-tetramethyl-1,3,2-dioxaborolan-2-yl)cyclohex-3-ene-1-carboxylate.

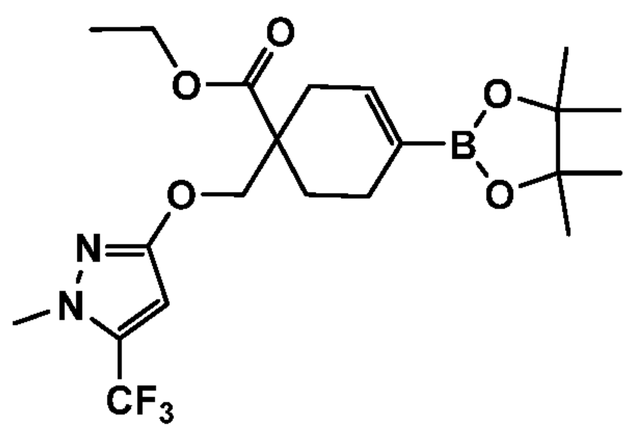

The title compound was prepared in 79 % yield as a wax, following the procedure described in general procedure A step 4, using ethyl 1-(((1-methyl-5-(trifluoromethyl)-1H-pyrazol-3-yl)oxy)methyl)-4-(((trifluoromethyl)sulfonyl)oxy)cyclohex-3-ene-1-carboxylate as reactant. ^{1}H NMR (400MHz, CHLOROFORM-d) δ 6.55 - 6.51 (m, 1H), 5.97 (s, 1H), 4.25 (d, *J*=9.3 Hz 1H), 4.19 - 4.13 (m, 3H), 3.81 (d, *J*=0.8 Hz, 3H), 2.69 (dq, *J*=19.1, 2.8 Hz, 1H), 2.27 - 2.16 (m, 3H), 2.00 - 1.81 (m, 2H), 1.26 (s, 12H), 1.22 (t, *J*=7.2 Hz, 3H).

^{19}F NMR (376MHz, CHLOROFORM-d) δ -60.84 (s, 3F). LC/MS *m/z* 481.13 $(M+Na)^+$, 2.41min (LCMS Method 1).

Step 5. Preparation of ethyl 4-((1R,3aS,5aR,5bR,7aR,11aS,11bR,13aR,13bR)-3a-((2-(1,1-dioxidothiomorpholino)ethyl)amino)-5a,5b,8,8,11a-pentamethyl-1-(prop-1-en-2-yl)-2,3,3a,4,5,5a,5b,6,7,7a,8,11,11a,11b,12,13,13a,13b-octadecahydro-1H-cyclopenta[a]chrysen-9-yl)-1-(((1-methyl-5-(trifluoromethyl)-1H-pyrazol-3-yl)oxy)methyl)cyclohex-3-ene-1-carboxylate.

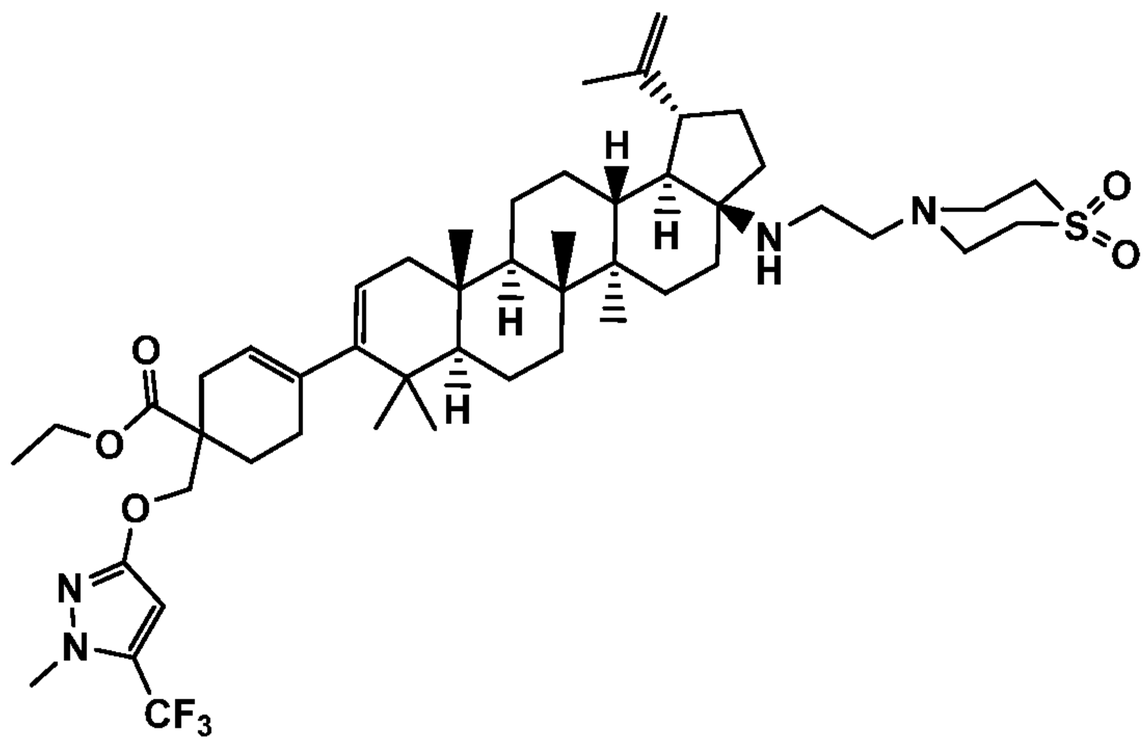

The title compound was prepared in 88 % yield as a solid, following the procedure described in general procedure A step 5, using ethyl 1-(((1-methyl-5-(trifluoromethyl)-1H-pyrazol-3-yl)oxy)methyl)-4-(4,4,5,5-tetramethyl-1,3,2-dioxaborolan-2-yl)cyclohex-3-ene-1-carboxylate as reactant. ^{1}H NMR (400MHz, CHLOROFORM-d) δ 5.98 (s, 1H), 5.33 (br. s., 1H), 5.17 (d, *J*=4.8 Hz, 1H), 4.71 (s, 1H), 4.60 (s, 1H), 4.29 - 4.09 (m, 4H), 3.80 (s, 3H), 3.12 - 3.00 (m, 8H), 2.79 - 2.46 (m, 6H), 2.24 - 0.88 (m, 27H), 1.69 (s, 3H), 1.22 (t, *J*=7.0 Hz, 3H), 1.05 (s, 3H), 0.96 (s, 3H), 0.96 - 0.89 (m, 6H), 0.85 (s, 3H). ^{19}F NMR (376MHz, CHLOROFORM-d) δ -60.83 (s, 3F). LC/MS *m/z* 901.50 $(M+H)^+$, 3.89 min (LCMS Method 2).

Step 6. 4-((1R,3aS,5aR,5bR,7aR,11aS,11bR,13aR,13bR)-3a-((2-(1,1-dioxidothiomorpholino)ethyl)amino)-5a,5b,8,8,11a-pentamethyl-1-(prop-1-en-2-yl)-2,3,3a,4,5,5a,5b,6,7,7a,8,11,11a,11b,12,13,13a,13b-octadecahydro-1H-

cyclopenta[a]chrysen-9-yl)-1-(((1-methyl-5-(trifluoromethyl)-1H-pyrazol-3-yl)oxy)methyl)cyclohex-3-ene-1-carboxylic acid was prepared in 56 % yield as a solid, following the procedure described in general procedure A step 6, using ethyl 4-((1R,3aS,5aR,5bR,7aR,11aS,11bR,13aR,13bR)-3a-((2-(1,1-dioxidothiomorpholino)ethyl)amino)-5a,5b,8,8,11a-pentamethyl-1-(prop-1-en-2-yl)-2,3,3a,4,5,5a,5b,6,7,7a,8,11,11a,11b,12,13,13a,13b-octadecahydro-1H-cyclopenta[a]chrysen-9-yl)-1-(((1-methyl-5-(trifluoromethyl)-1H-pyrazol-3-yl)oxy)methyl)cyclohex-3-ene-1-carboxylate as reactant. ^{1}H NMR (400MHz, CHLOROFORM-d) δ 6.00 (s, 1H), 5.35 (br. s., 1H), 5.19 (d, *J*=5.8 Hz, 1H), 4.71 (s, 1H), 4.60 (s, 1H), 4.34 - 4.21 (m, 2H), 3.81 (s, 3H), 3.14 - 2.99 (m, 8H), 2.76 - 2.54 (m, 6H), 2.23 - 1.04 (m, 27H), 1.69 (s, 3H), 1.08 (s, 3H), 0.97 (s, 3H), 0.97 - 0.92 (m, 6H), 0.86 (s, 3H). ^{19}F NMR (376MHz, CHLOROFORM-d) δ -60.81 (s, 3F). LC/MS *m/z* 873.45 $(M+H)^+$, 3.73 min (LCMS Method 2).

Example 4

Preparation of 2-((1-carboxy-4-((1R,3aS,5aR,5bR,7aR,11aS,11bR,13aR,13bR)-3a-((2-(1,1-dioxidothiomorpholino)ethyl)amino)-5a,5b,8,8,11a-pentamethyl-1-(prop-1-en-2-yl)-2,3,3a,4,5,5a,5b,6,7,7a,8,11,11a,11b,12,13,13a,13b-octadecahydro-1H-cyclopenta[a]chrysen-9-yl)cyclohex-3-en-1-yl)methoxy)thiazole-4-carboxylic acid.

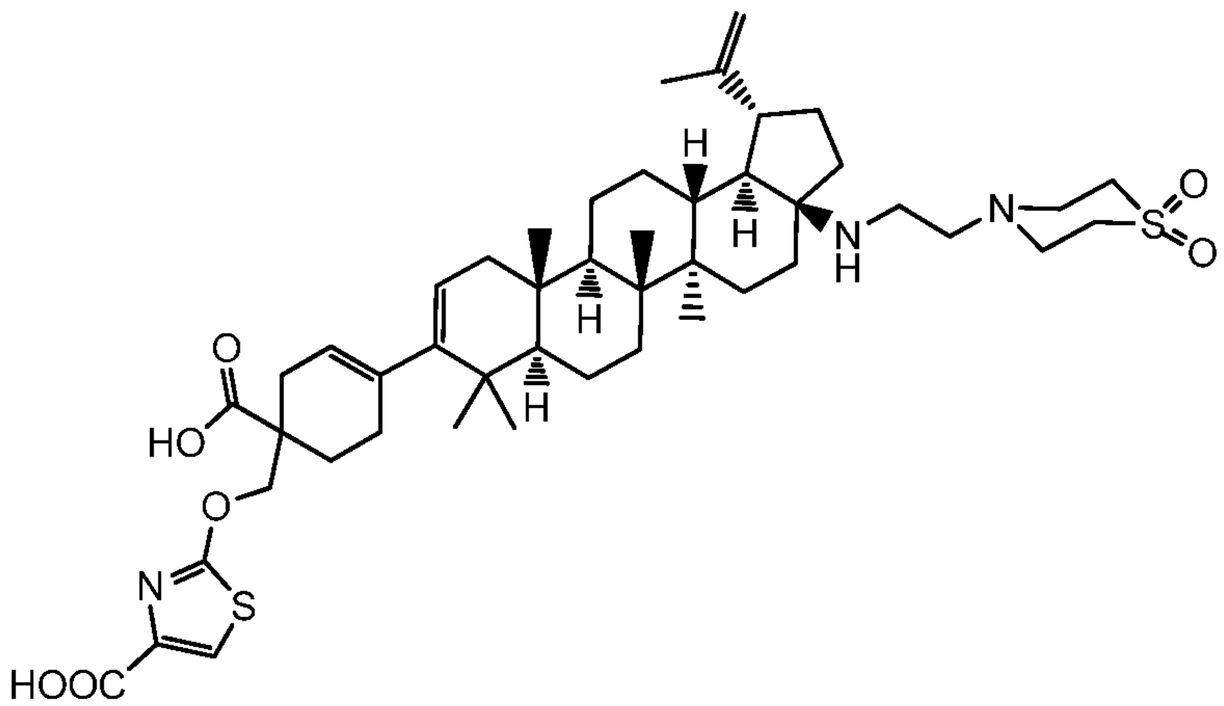

Step 1. Preparation of ethyl 2-((8-(ethoxycarbonyl)-1,4-dioxaspiro[4.5]decan-8-yl)methoxy)thiazole-4-carboxylate.

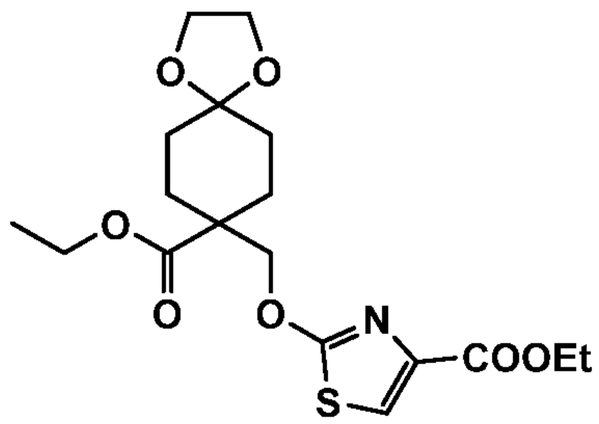

The title compound was prepared as an oil without further purification, following the procedure described in general procedure A step 1-A, using ethyl 2-hydroxythiazole-4-carboxylate as reactant. LC/MS *m/z* 400.30 $(M+H)^+$, 2.18 min (LCMS Method 1).

Step 2. Preparation of ethyl 2-((1-(ethoxycarbonyl)-4-oxocyclohexyl)methoxy)thiazole-4-carboxylate.

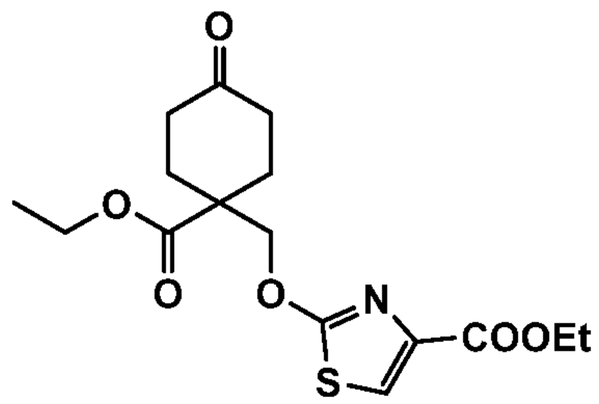

The title compound was prepared in 26 % yield (yield calculated over 2 steps) as a solid, following the procedure described in general procedure A step 2, using crude ethyl 2-((8-(ethoxycarbonyl)-1,4-dioxaspiro[4.5]decan-8-yl)methoxy)thiazole-4-carboxylate as reactant. ^{1}H NMR (400MHz, CHLOROFORM-d) δ 7.61 (s, 1H), 4.66 (s, 2H), 4.38 (q, *J*=7.3 Hz, 2H), 4.26 (q, *J*=7.2 Hz, 2H), 2.58 - 2.48 (m, 4H), 2.45 - 2.36 (m, 2H), 1.92 - 1.81 (m, 2H), 1.39 (t, *J*=7.2 Hz, 3H), 1.28 (t, *J*=7.2 Hz, 3H).

Step 3. Preparation of ethyl 2-((1-(ethoxycarbonyl)-4-(((trifluoromethyl)sulfonyl)oxy)cyclohex-3-en-1-yl)methoxy)thiazole-4-carboxylate.

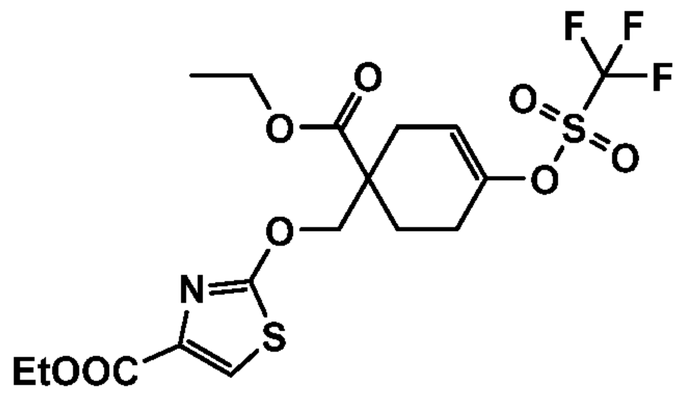

The title compound was prepared in 40 % yield as an oil, following the procedure described in general procedure A step 3, using ethyl 2-((1-(ethoxycarbonyl)-4-oxocyclohexyl)methoxy)thiazole-4-carboxylate as reactant. ^{1}H NMR (400MHz, CHLOROFORM-d) δ 7.60 (s, 1H), 5.80 - 5.76 (m, 1H), 4.66 (d, *J*=10.0 Hz, 1H), 4.60 (d, *J*=10.3 Hz, 1H), 4.38 (q, *J*=7.0 Hz, 2H), 4.19 (qd, *J*=7.1, 0.8 Hz, 2H), 2.87 - 2.79 (m, 1H), 2.56 - 2.23 (m, 4H), 1.99 - 1.90 (m, 1H), 1.38 (t, *J*=7.2 Hz, 3H), 1.24 (t, *J*=7.0 Hz, 3H). ^{19}F NMR (376MHz, CHLOROFORM-d) δ -73.84 (s, 3F). LC/MS *m/z* 488.15 $(M+H)^{+}$, 2.41 min (LCMS Method 1).

Step 4. Preparation of ethyl 2-((1-(ethoxycarbonyl)-4-(4,4,5,5-tetramethyl-1,3,2-dioxaborolan-2-yl)cyclohex-3-en-1-yl)methoxy)thiazole-4-carboxylate.

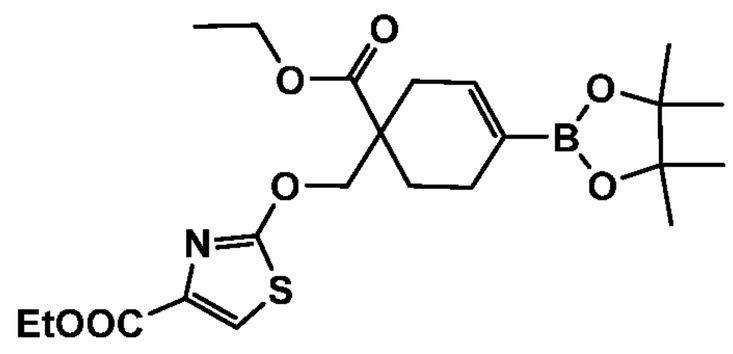

The title compound was prepared in 57 % yield as an oil, following the procedure described in general procedure A step 4, using ethyl 2-((1-(ethoxycarbonyl)-4-(((trifluoromethyl)sulfonyl)oxy)cyclohex-3-en-1-yl)methoxy)thiazole-4-carboxylate as reactant. ^{1}H NMR (400MHz, CHLOROFORM-d) δ 7.58 (s, 1H), 6.54 - 6.49 (m, 1H), 4.64 (d, *J*=10.0 Hz, 1H), 4.56 (d, *J*=10.0 Hz, 1H), 4.37 (q, *J*=7.0 Hz, 2H), 4.16 (q, *J*=7.2 Hz, 2H), 2.68 (dq, *J*=19.1, 3.0 Hz, 1H), 2.27 - 2.16 (m, 3H), 2.00 - 1.81 (m, 2H), 1.38 (t, *J*=7.0 Hz, 3H), 1.26 (s, 12H), 1.21 (t, *J*=7.0 Hz, 3H). LC/MS *m/z* 466.30 $(M+H)^{+}$, 2.42 min (LCMS Method 1).

Step 5. Preparation of ethyl 2-((4-((1R,3aS,5aR,5bR,7aR,11aS,11bR,13aR,13bR)-3a-((2-(1,1-dioxidothiomorpholino)ethyl)amino)-5a,5b,8,8,11a-pentamethyl-1-(prop-1-en-2-yl)-2,3,3a,4,5,5a,5b,6,7,7a,8,11,11a,11b,12,13,13a,13b-octadecahydro-1H-cyclopenta[a]chrysen-9-yl)-1-(ethoxycarbonyl)cyclohex-3-en-1-yl)methoxy)thiazole-4-carboxylate.

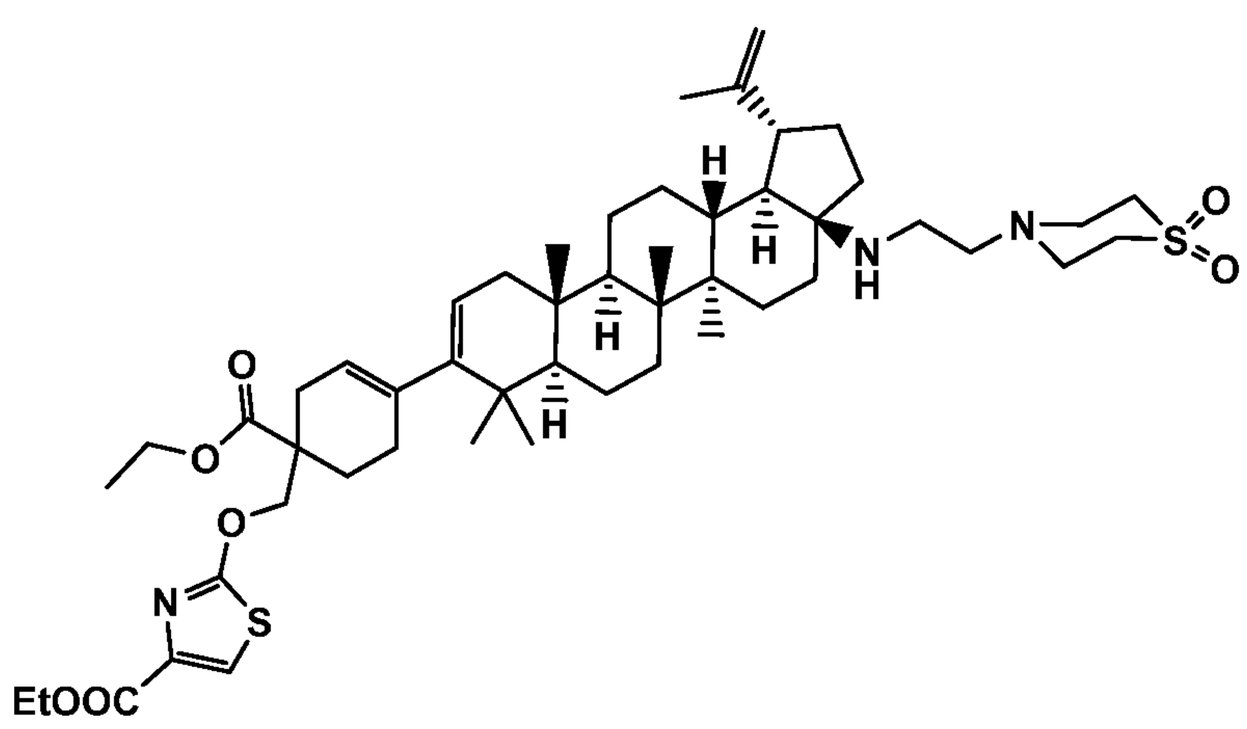

The title compound was prepared in 79 % yield as a solid, following the procedure described in general procedure A step 5, using ethyl 2-((1-(ethoxycarbonyl)-4-(4,4,5,5-tetramethyl-1,3,2-dioxaborolan-2-yl)cyclohex-3-en-1-yl)methoxy)thiazole-4-carboxylate as reactant. ^{1}H NMR (400MHz, CHLOROFORM-d) δ 7.58 (s, 1H), 5.33 (br. s., 1H), 5.18 (d, *J*=6.0 Hz, 1H), 4.71 (d, *J*=2.0 Hz, 1H), 4.67 - 4.60 (m, 2H), 4.59 (s, 1H), 4.37 (q, *J*=7.0 Hz, 2H), 4.20 - 4.09 (m, 2H), 3.12 - 2.96 (m, 8H), 2.74 - 2.41 (m, 6H), 2.21 - 0.86 (m, 27H), 1.69 (s, 3H), 1.38 (t, *J*=7.2 Hz, 3H), 1.22 (t, *J*=7.2 Hz, 3H), 1.05 (s, 3H), 0.96 (s, 3H), 0.96 - 0.90 (m, 6H), 0.85 (s, 3H). LC/MS *m/z* 908.60 $(M+H)^+$, 3.05 min (LCMS Method 3).

Step 6. 2-((1-carboxy-4-((1R,3aS,5aR,5bR,7aR,11aS,11bR,13aR,13bR)-3a-((2-(1,1-dioxidothiomorpholino)ethyl)amino)-5a,5b,8,8,11a-pentamethyl-1-(prop-1-en-2-yl)-2,3,3a,4,5,5a,5b,6,7,7a,8,11,11a,11b,12,13,13a,13b-octadecahydro-1H-cyclopenta[a]chrysen-9-yl)cyclohex-3-en-1-yl)methoxy)thiazole-4-carboxylic acid was prepared in 85 % yield as a solid, following the procedure described in general procedure A step 6, using ethyl 2-((4-((1R,3aS,5aR,5bR,7aR,11aS,11bR,13aR,13bR)-3a-((2-(1,1-dioxidothiomorpholino)ethyl)amino)-5a,5b,8,8,11a-pentamethyl-1-(prop-1-en-2-yl)-

2,3,3a,4,5,5a,5b,6,7,7a,8,11,11a,11b,12,13,13a,13b-octadecahydro-1H-cyclopenta[a]chrysen-9-yl)-1-(ethoxycarbonyl)cyclohex-3-en-1-yl)methoxy)thiazole-4-carboxylate as reactant. ^{1}H NMR (500MHz, METHANOL-d$_4$) δ 7.49 (s, 1H), 5.34 (br. s., 1H), 5.21 (d, *J*=4.7 Hz, 1H), 4.78 (s, 1H), 4.68 (s, 1H), 4.61 - 4.53 (m, 2H), 3.27 - 3.06 (m, 11H), 2.99 - 2.96 (m, 1H), 2.89 - 2.80 (m, 1H), 2.67 - 2.58 (m, 1H), 2.35 - 1.04 (m, 27H), 1.73 (s, 3H), 1.18 (s, 3H), 1.09 (s, 3H), 1.00 - 0.96 (m, 6H), 0.92 (s, 3H). LC/MS *m/z* 852.50 $(M+H)^+$, 2.86 min (LCMS Method 3).

Example 5

Preparation of 4-((1R,3aS,5aR,5bR,7aR,11aS,11bR,13aR,13bR)-3a-((2-(1,1-dioxidothiomorpholino)ethyl)amino)-5a,5b,8,8,11a-pentamethyl-1-(prop-1-en-2-yl)-2,3,3a,4,5,5a,5b,6,7,7a,8,11,11a,11b,12,13,13a,13b-octadecahydro-1H-cyclopenta[a]chrysen-9-yl)-1-(((4-methyl-1,2,5-thiadiazol-3-yl)oxy)methyl)cyclohex-3-ene-1-carboxylic acid.

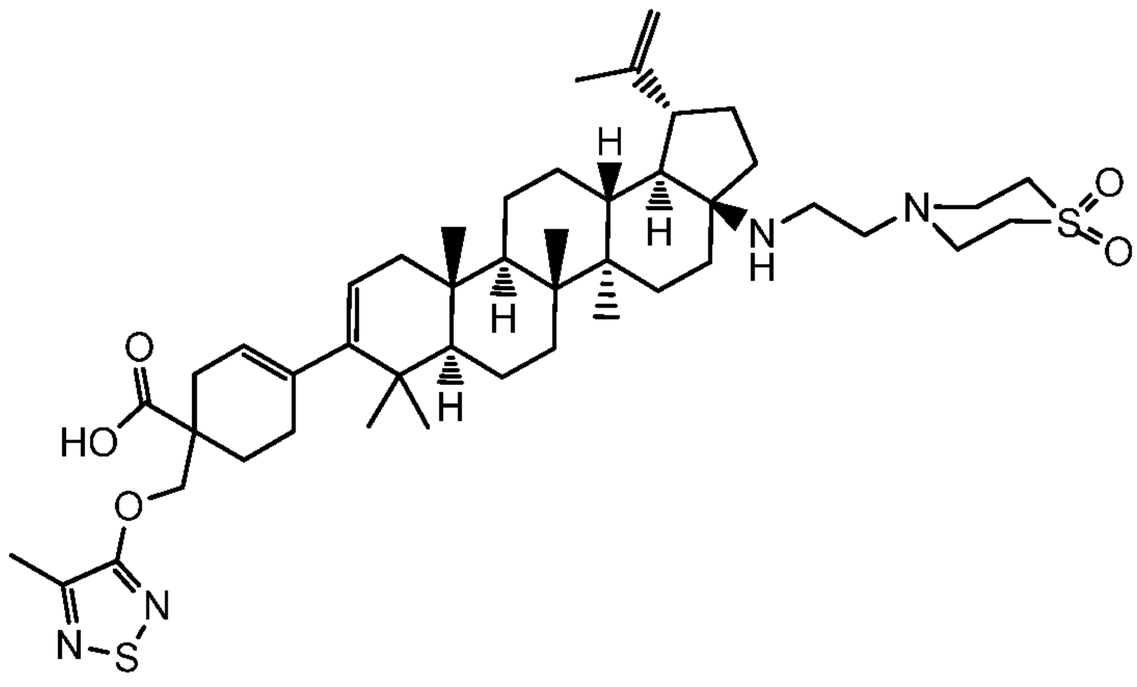

Step 1. Preparation of ethyl 8-(((4-methyl-1,2,5-thiadiazol-3-yl)oxy)methyl)-1,4-dioxaspiro[4.5]decane-8-carboxylate.

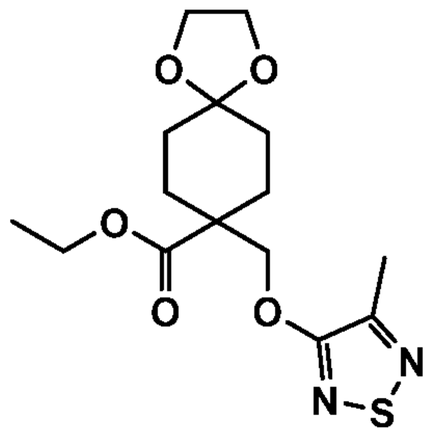

The title compound was prepared in 64 % yield as an oil, following the procedure described in general procedure A step 1-A, using 4-methyl-1,2,5-thiadiazol-3-ol as reactant. ^{1}H NMR (400MHz, CHLOROFORM-d) δ 4.43 (s, 2H), 4.18 (q, *J*=7.1 Hz, 2H), 3.99 - 3.92 (m, 4H), 2.36 (s, 3H), 2.31 - 2.24 (m, 2H), 1.75 - 1.66 (m, 6H), 1.24 (t, *J*=7.2 Hz, 3H). LC/MS *m/z* 343.20 $(M+H)^+$, 2.17 min (LCMS Method 1).

Step 2. Preparation of ethyl 1-(((4-methyl-1,2,5-thiadiazol-3-yl)oxy)methyl)-4-oxocyclohexane-1-carboxylate.

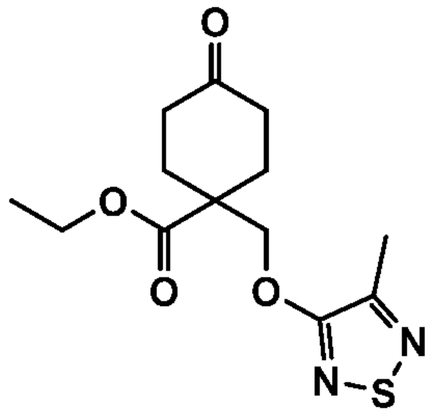

The title compound was prepared in 81 % yield as an oil, following the procedure described in general procedure A step 2, using ethyl 8-(((4-methyl-1,2,5-thiadiazol-3-yl)oxy)methyl)-1,4-dioxaspiro[4.5]decane-8-carboxylate as reactant. ^{1}H NMR (400MHz, CHLOROFORM-d) δ 4.51 (s, 2H), 4.26 (q, *J*=7.1 Hz, 2H), 2.61 - 2.38 (m, 6H), 2.37 (s, 3H), 1.91 - 1.82 (m, 2H), 1.28 (t, *J*=7.2 Hz, 3H). LC/MS *m/z* 299.20 $(M+H)^+$, 1.94 min (LCMS Method 1).

Step 3. Preparation of ethyl 1-(((4-methyl-1,2,5-thiadiazol-3-yl)oxy)methyl)-4-(((trifluoromethyl)sulfonyl)oxy)cyclohex-3-ene-1-carboxylate.

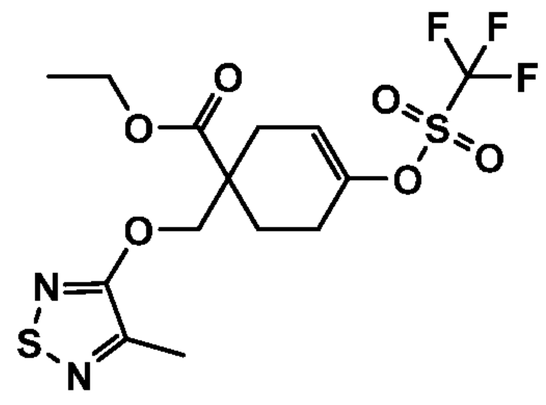

The title compound was prepared in 60 % yield as an oil, following the procedure described in general procedure A step 3, using ethyl 1-(((4-methyl-1,2,5-thiadiazol-3-yl)oxy)methyl)-4-oxocyclohexane-1-carboxylate as reactant. ^{1}H NMR (400MHz, CHLOROFORM-d) δ 5.82 - 5.78 (m, 1H), 4.52 (d, *J*=10.3 Hz, 1H), 4.47 (d, *J*=10.3 Hz, 1H), 4.26 - 4.12 (m, 2H), 2.90 - 2.82 (m, 1H), 2.59 - 2.27 (m, 4H), 2.36 (s, 3H), 2.00 - 1.93 (m, 1H), 1.24 (t, *J*=7.0 Hz, 3H). ^{19}F NMR (376MHz, CHLOROFORM-d) δ -73.83 (s, 3F). LC/MS *m/z* 431.15 $(M+H)^+$, 2.41 min (LCMS Method 1).

Step 4. Preparation of ethyl 1-(((4-methyl-1,2,5-thiadiazol-3-yl)oxy)methyl)-4-(4,4,5,5-tetramethyl-1,3,2-dioxaborolan-2-yl)cyclohex-3-ene-1-carboxylate.

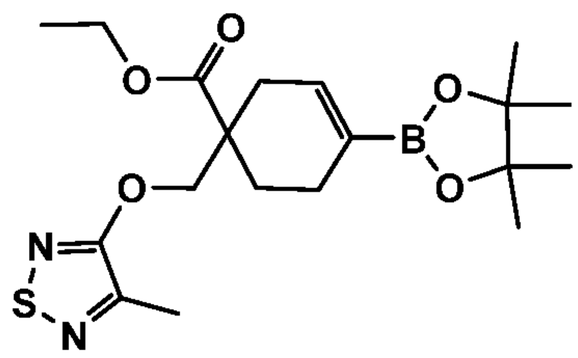

The title compound was prepared in 74 % yield as an oil, following the procedure described in general procedure A step 4, using ethyl 1-(((4-methyl-1,2,5-thiadiazol-3-yl)oxy)methyl)-4-(((trifluoromethyl)sulfonyl)oxy)cyclohex-3-ene-1-carboxylate as reactant. ^{1}H NMR (400MHz, CHLOROFORM-d) δ 6.56 - 6.52 (m, 1H), 4.51 (d, *J*=10.0 Hz, 1H), 4.44 (d, *J*=10.0 Hz, 1H), 4.16 (qd, *J*=7.1, 1.1 Hz, 2H), 2.71 (dq, *J*=19.1, 3.3 Hz, 1H), 2.35 (s, 3H), 2.31 - 2.17 (m, 3H), 2.04 - 1.85 (m, 2H), 1.26 (s 12H), 1.21 (t, *J*=7.0 Hz, 3H). LC/MS *m/z* 409.25 $(M+H)^+$, 2.45 min (LCMS Method 1).

Step 5. Preparation of ethyl 4-((1R,3aS,5aR,5bR,7aR,11aS,11bR,13aR,13bR)-3a-((2-(1,1-dioxidothiomorpholino)ethyl)amino)-5a,5b,8,8,11a-pentamethyl-1-(prop-1-en-2-yl)-2,3,3a,4,5,5a,5b,6,7,7a,8,11,11a,11b,12,13,13a,13b-octadecahydro-1H-cyclopenta[a]chrysen-9-yl)-1-(((4-methyl-1,2,5-thiadiazol-3-yl)oxy)methyl)cyclohex-3-ene-1-carboxylate.

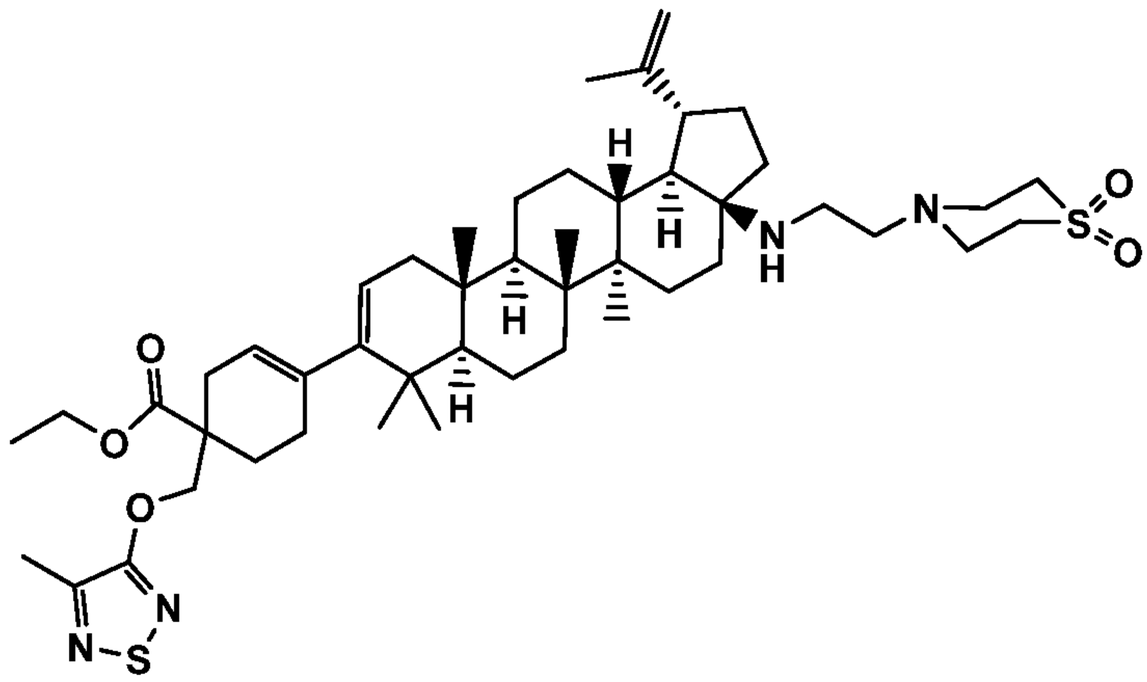

The title compound was prepared in 73 % yield as a solid, following the procedure described in general procedure A step 5, using ethyl 1-(((4-methyl-1,2,5-thiadiazol-3-yl)oxy)methyl)-4-(4,4,5,5-tetramethyl-1,3,2-dioxaborolan-2-yl)cyclohex-3-ene-1-carboxylate as reactant. ^{1}H NMR (400MHz, CHLOROFORM-d) δ 5.36 (br. s., 1H), 5.19 (d, *J*=5.3 Hz, 1H), 4.76 (s, 1H), 4.63 (s, 1H), 4.56 - 4.44 (m, 2H), 4.21 - 4.09 (m, 2H), 3.17 - 3.00 (m, 8H), 2.98 - 2.59 (m, 6H), 2.23 - 0.82 (m, 27H), 2.35 (s, 3H), 1.70 (s, 3H), 1.22 (t, *J*=7.2 Hz, 3H), 1.06 (s, 3H), 0.98 (s, 3H), 0.97 - 0.91 (m, 6H), 0.85 (s, 3H). LC/MS *m/z* 851.55 $(M+H)^+$, 3.07 min (LCMS Method 3).

Step 6. 4-((1R,3aS,5aR,5bR,7aR,11aS,11bR,13aR,13bR)-3a-((2-(1,1-dioxidothiomorpholino)ethyl)amino)-5a,5b,8,8,11a-pentamethyl-1-(prop-1-en-2-yl)-2,3,3a,4,5,5a,5b,6,7,7a,8,11,11a,11b,12,13,13a,13b-octadecahydro-1H-cyclopenta[a]chrysen-9-yl)-1-(((4-methyl-1,2,5-thiadiazol-3-yl)oxy)methyl)cyclohex-3-ene-1-carboxylic acid was prepared in 53 % yield as a solid, following the procedure described in general procedure A step 6, using ethyl 4-((1R,3aS,5aR,5bR,7aR,11aS,11bR,13aR,13bR)-3a-((2-(1,1-dioxidothiomorpholino)ethyl)amino)-5a,5b,8,8,11a-pentamethyl-1-(prop-1-en-2-yl)-

2,3,3a,4,5,5a,5b,6,7,7a,8,11,11a,11b,12,13,13a,13b-octadecahydro-1H-cyclopenta[a]chrysen-9-yl)-1-(((4-methyl-1,2,5-thiadiazol-3-yl)oxy)methyl)cyclohex-3-ene-1-carboxylate as reactant.

^{1}H NMR (400MHz, CHLOROFORM-d) δ 5.36 (br. s., 1H), 5.18 (br. s., 1H), 4.74 (br. s., 1H), 4.65 (br. s., 1H), 4.59 - 4.45 (m, 2H), 3.24 - 2.98 (m, 9H), 2.89 - 2.51 (m, 5H), 2.34 (s, 3H), 1.68 (s, 3H), 2.22 - 0.97 (m, 27H), 1.15 (s, 3H), 1.02 (s, 3H), 0.97 - 0.89 (m, 6H), 0.86 (s, 3H). LC/MS *m/z* 823.55 $(M+H)^+$, 2.85 min (LCMS Method 3).

Example 6

Preparation of 1-(((1,2,5-thiadiazol-3-yl)oxy)methyl)-4-((1R,3aS,5aR,5bR,7aR,11aS,11bR,13aR,13bR)-3a-((2-(1,1-dioxidothiomorpholino)ethyl)amino)-5a,5b,8,8,11a-pentamethyl-1-(prop-1-en-2-yl)-2,3,3a,4,5,5a,5b,6,7,7a,8,11,11a,11b,12,13,13a,13b-octadecahydro-1H-cyclopenta[a]chrysen-9-yl)cyclohex-3-ene-1-carboxylic acid.

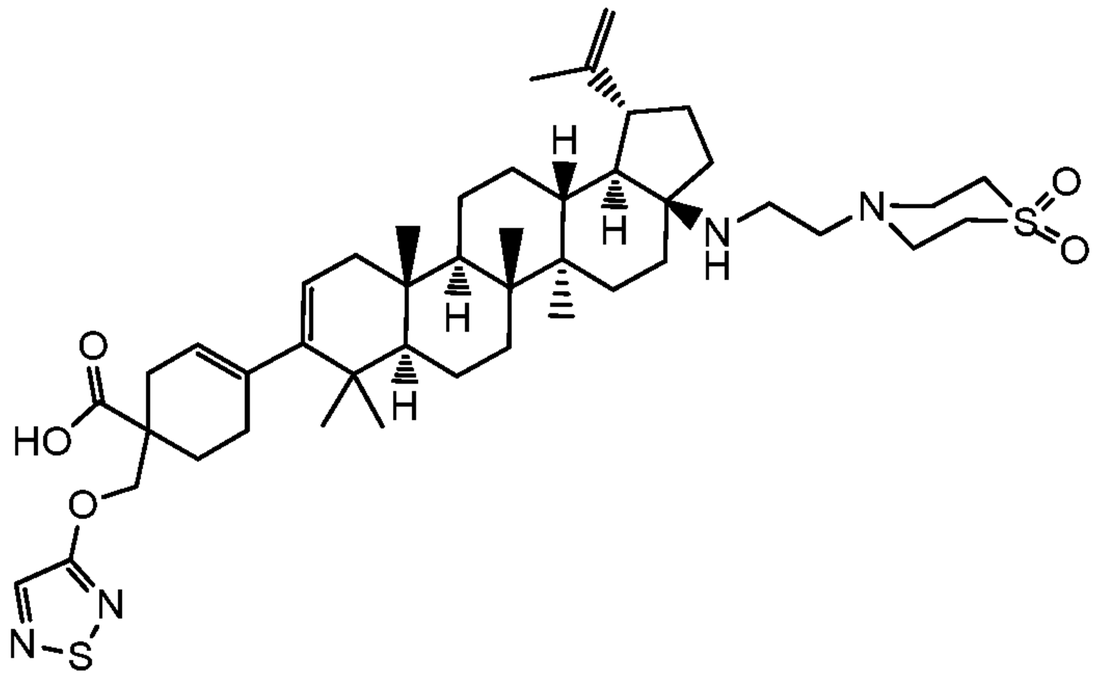

Step 1. Preparation of ethyl 8-(((1,2,5-thiadiazol-3-yl)oxy)methyl)-1,4-dioxaspiro[4.5]decane-8-carboxylate.

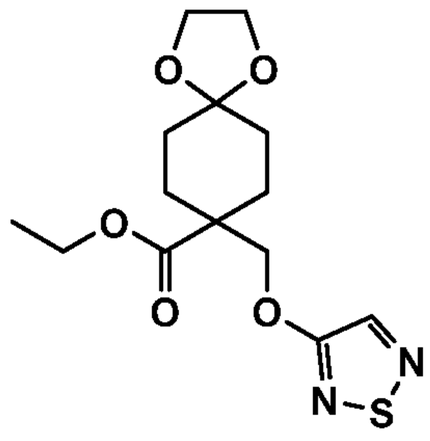

The title compound was prepared in 92 % yield as an oil, following the procedure described in general procedure A step 1-A, using 1,2,5-thiadiazol-3-ol as reactant. ^{1}H NMR (400MHz, CHLOROFORM-d) δ 7.97 (s, 1H), 4.46 (s, 2H), 4.18 (q, *J*=7.1 Hz, 2H), 4.00 - 3.92 (m, 4H), 2.32 - 2.21 (m, 2H), 1.76 - 1.66 (m, 6H), 1.24 (t, *J*=7.2 Hz, 3H). LC/MS *m/z* 329.20 $(M+H)^+$, 2.07 min (LCMS Method 1).

Step 2. Preparation of ethyl 1-(((1,2,5-thiadiazol-3-yl)oxy)methyl)-4-oxocyclohexane-1-carboxylate.

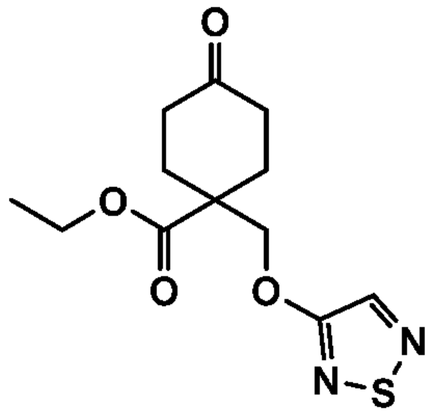

The title compound was prepared in 80 % yield as an oil, following the procedure described in general procedure A step 2, using ethyl 8-(((1,2,5-thiadiazol-3-yl)oxy)methyl)-1,4-dioxaspiro[4.5]decane-8-carboxylate as reactant. ^{1}H NMR (400MHz, CHLOROFORM-d) δ 7.99 (s, 1H), 4.54 (s, 2H), 4.26 (q, *J*=7.0 Hz, 2H), 2.60 - 2.50 (m, 4H), 2.47 - 2.38 (m, 2H), 1.93 - 1.82 (m, 2H), 1.28 (t, *J*=7.0 Hz, 3H). LC/MS *m/z* 285.15 $(M+H)^+$, 1.85 min (LCMS Method 1).

Step 3. Preparation of ethyl 1-(((1,2,5-thiadiazol-3-yl)oxy)methyl)-4-(((trifluoromethyl)sulfonyl)oxy)cyclohex-3-ene-1-carboxylate.

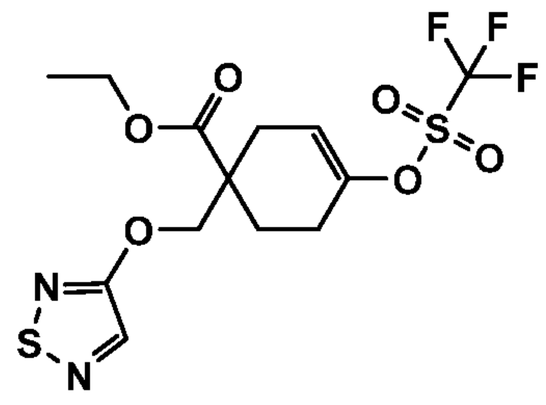

The title compound was prepared in 34 % yield as an oil, following the procedure described in general procedure A step 3, using ethyl 1-(((1,2,5-thiadiazol-3-yl)oxy)methyl)-4-oxocyclohexane-1-carboxylate as reactant. ^{1}H NMR (400MHz, CHLOROFORM-d) δ 7.99 (s, 1H), 5.81 - 5.78 (m, 1H), 4.55 (d, *J*=10.3 Hz, 1H), 4.50 (d, *J*=10.3 Hz, 1H), 4.20 (qd, *J*=7.1, 0.8 Hz, 2H), 2.90 - 2.81 (m, 1H), 2.57 - 2.25 (m, 4H), 2.04 - 1.95 (m, 1H), 1.24 (t, *J*=7.2 Hz, 3H). ^{19}F NMR (376MHz, CHLOROFORM-d) δ -73.83 (s, 3F). LC/MS *m/z* 417.10 $(M+H)^+$, 2.37 min (LCMS Method 1).

Step 4. Preparation of ethyl 1-(((1,2,5-thiadiazol-3-yl)oxy)methyl)-4-(4,4,5,5-tetramethyl-1,3,2-dioxaborolan-2-yl)cyclohex-3-ene-1-carboxylate.

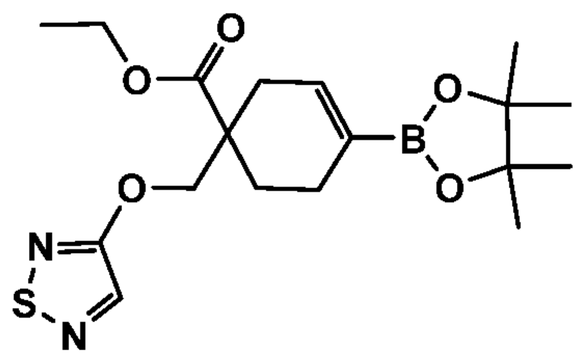

The title compound was prepared in 69 % yield as an oil, following the procedure described in general procedure A step 4, using ethyl 1-(((1,2,5-thiadiazol-3-yl)oxy)methyl)-4-(((trifluoromethyl)sulfonyl)oxy)cyclohex-3-ene-1-carboxylate as reactant. ^{1}H NMR (400MHz, CHLOROFORM-d) δ 7.96 (s, 1H), 6.56 - 6.52 (m, 1H), 4.54 (d, *J*=10.0 Hz, 1H), 4.45 (d, *J*=10.0 Hz, 1H), 4.16 (q, *J*=7.0 Hz, 2H), 2.71 (dq, *J*=18.9, 3.4 Hz, 1H), 2.30 - 2.17 (m, 3H), 2.03 - 1.94 (m, 1H), 1.92 - 1.83 (m, 1H), 1.26 (s, 12H), 1.21 (t, *J*=7.2 Hz, 3H). LC/MS *m/z* 395.30 $(M+H)^+$, 2.40 min (LCMS Method 1).

Step 5. Preparation of ethyl 1-(((1,2,5-thiadiazol-3-yl)oxy)methyl)-4-((1R,3aS,5aR,5bR,7aR,11aS,11bR,13aR,13bR)-3a-((2-(1,1-dioxidothiomorpholino)ethyl)amino)-5a,5b,8,8,11a-pentamethyl-1-(prop-1-en-2-yl)-2,3,3a,4,5,5a,5b,6,7,7a,8,11,11a,11b,12,13,13a,13b-octadecahydro-1H-cyclopenta[a]chrysen-9-yl)cyclohex-3-ene-1-carboxylate.

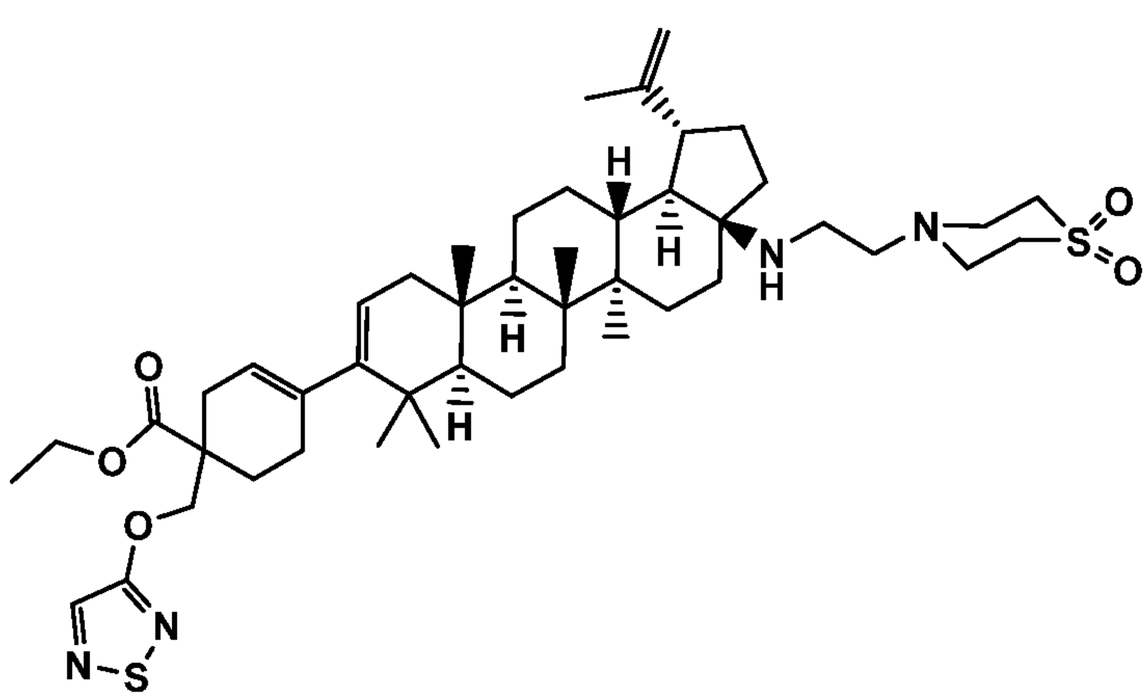

The title compound was prepared in 76 % yield as a solid, following the procedure described in general procedure A step 5, using ethyl 1-(((1,2,5-thiadiazol-3-yl)oxy)methyl)-4-(4,4,5,5-tetramethyl-1,3,2-dioxaborolan-2-yl)cyclohex-3-ene-1-carboxylate as reactant. ^{1}H NMR (400MHz, CHLOROFORM-d) δ 7.97 (s, 1H), 5.35 (br. s., 1H), 5.18 (d, *J*=5.0 Hz, 1H), 4.71 (s, 1H), 4.59 (s, 1H), 4.58 - 4.49 (m, 2H), 4.16(q, *J*=7.5 Hz, 2H), 3.13 - 2.98 (m, 8H), 2.76 - 2.43 (m, 6H), 2.22 - 0.82 (m, 27H), 1.69 (s, 3H), 1.22 (t, *J*=7.2 Hz 3H), 1.06 (s, 3H), 0.97 (s, 3H), 0.96 - 0.91 (m, 6H), 0.85 (s, 3H). LC/MS *m/z* 837.55 $(M+H)^+$, 3.08 min (LCMS Method 3).

Step 6. 1-(((1,2,5-thiadiazol-3-yl)oxy)methyl)-4-((1R,3aS,5aR,5bR,7aR,11aS,11bR,13aR,13bR)-3a-((2-(1,1-dioxidothiomorpholino)ethyl)amino)-5a,5b,8,8,11a-pentamethyl-1-(prop-1-en-2-yl)-2,3,3a,4,5,5a,5b,6,7,7a,8,11,11a,11b,12,13,13a,13b-octadecahydro-1H-cyclopenta[a]chrysen-9-yl)cyclohex-3-ene-1-carboxylic acid was prepared in 56 % yield as a solid, following the procedure described in general procedure A step 6, using ethyl 1-(((1,2,5-thiadiazol-3-yl)oxy)methyl)-4-((1R,3aS,5aR,5bR,7aR,11aS,11bR,13aR,13bR)-3a-((2-(1,1-dioxidothiomorpholino)ethyl)amino)-5a,5b,8,8,11a-pentamethyl-1-(prop-1-en-2-

yl)-2,3,3a,4,5,5a,5b,6,7,7a,8,11,11a,11b,12,13,13a,13b-octadecahydro-1H-cyclopenta[a]chrysen-9-yl)cyclohex-3-ene-1-carboxylate as reactant. ^{1}H NMR (400MHz, CHLOROFORM-d) δ 7.98 (s, 1H), 5.37 (br. s., 1H), 5.19 (br. s., 1H), 4.76 (s, 1H), 4.66 (s, 1H), 4.62 - 4.49 (m, 2H), 3.23 - 3.00 (m, 8H), 2.90 - 2.53 (m, 6H), 2.28 - 0.89 (m, 27H), 1.69 (s, 3H), 1.16 (s, 3H), 1.03 (s, 3H), 0.97 - 0.91 (m, 6H), 0.86 (s, 3H). LC/MS *m/z* 809.50 $(M+H)^+$, 2.90 min (LCMS Method 3).

Example 7

Preparation of 4-((1R,3aS,5aR,5bR,7aR,11aS,11bR,13aR,13bR)-3a-((2-(1,1-dioxidothiomorpholino)ethyl)amino)-5a,5b,8,8,11a-pentamethyl-1-(prop-1-en-2-yl)-2,3,3a,4,5,5a,5b,6,7,7a,8,11,11a,11b,12,13,13a,13b-octadecahydro-1H-cyclopenta[a]chrysen-9-yl)-1-(((1-ethyl-1H-1,2,3-triazol-5-yl)oxy)methyl)cyclohex-3-ene-1-carboxylic acid.

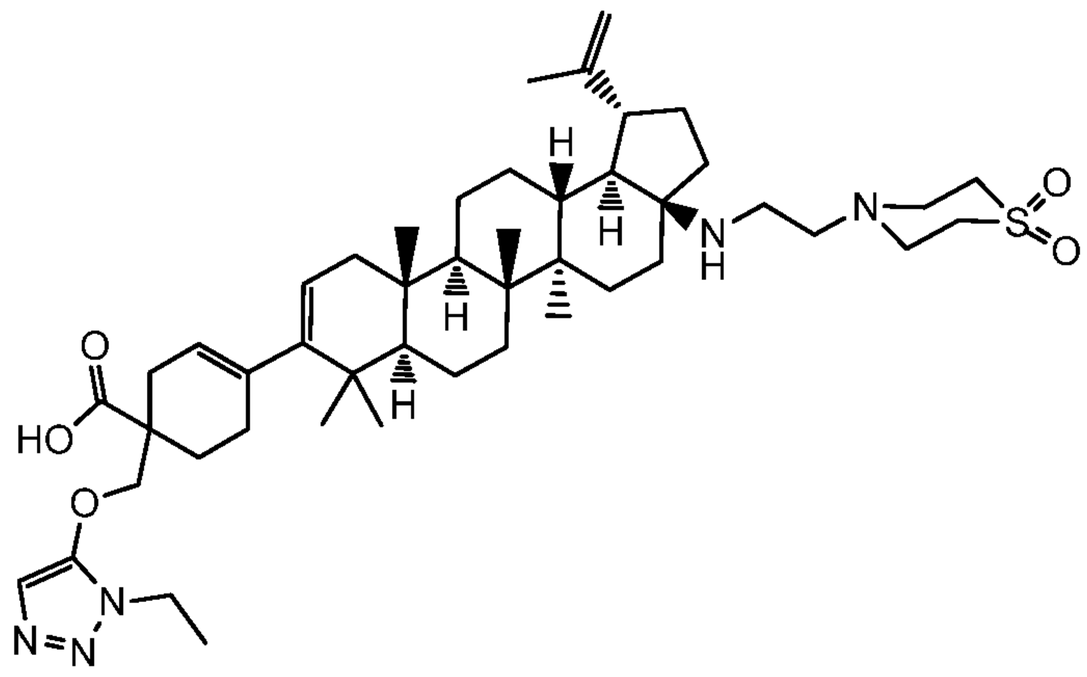

Step 1. Preparation of ethyl 8-(((1-ethyl-1H-1,2,3-triazol-5-yl)oxy)methyl)-1,4-dioxaspiro[4.5]decane-8-carboxylate.

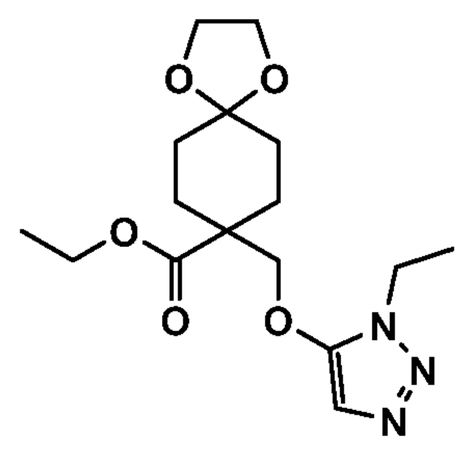

The title compound was prepared in 56 % yield as an oil, following the procedure described in general procedure A step 1-B, using 1-ethyl-1H-1,2,3-triazol-5-ol as reactant. ^{1}H NMR (500MHz, CHLOROFORM-d) δ 7.07 (s, 1H), 4.19 (q, *J*=7.1 Hz, 3H), 4.17 (q, *J*=7.3 Hz, 2H), 4.10 (s, 2H), 4.01 - 3.92 (m, 4H), 2.33 - 2.24 (m, 2H), 1.76 - 1.61 (m, 6H), 1.44 (t, *J*=7.3 Hz, 3H), 1.25 (t, *J*=7.2 Hz, 3H). LC/MS *m/z* 340.25 $(M+Na)^+$, 1.91 min (LCMS Method 1).

Step 2. Preparation of ethyl 1-(((1-ethyl-1H-1,2,3-triazol-5-yl)oxy)methyl)-4-oxocyclohexane-1-carboxylate.

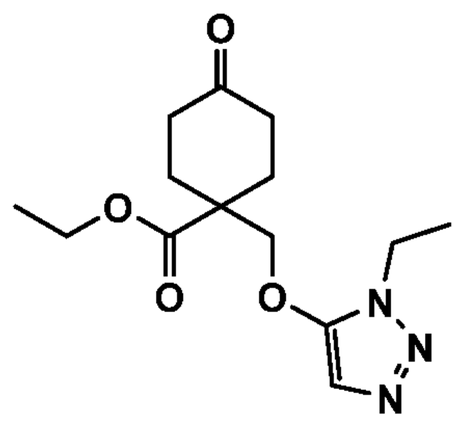

The title compound was prepared in 86 % yield as an oil, following the procedure described in general procedure A step 2, using ethyl 8-(((1-ethyl-1H-1,2,3-triazol-5-yl)oxy)methyl)-1,4-dioxaspiro[4.5]decane-8-carboxylate as reactant. ^{1}H NMR (400MHz, CHLOROFORM-d) δ 7.09 (s, 1H), 4.26 (q, *J*=7.0 Hz, 2H), 4.18 (q, *J*=7.5 Hz, 2H), 4.17 (s, 2H), 2.61 - 2.50 (m, 4H), 2.47 - 2.38 (m, 2H), 1.89 - 1.78 (m, 2H), 1.45 (t, *J*=7.4 Hz, 3H), 1.28 (t, *J*=7.2 Hz, 3H). LC/MS *m/z* 296.25 $(M+H)^+$, 1.62 min (LCMS Method 1).

Step 3. Preparation of ethyl 1-(((1-ethyl-1H-1,2,3-triazol-5-yl)oxy)methyl)-4-(((trifluoromethyl)sulfonyl)oxy)cyclohex-3-ene-1-carboxylate.

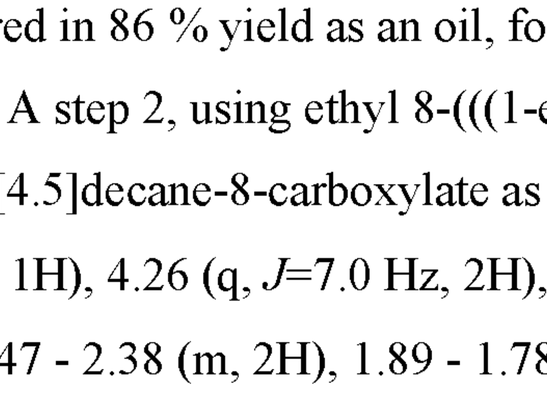

The title compound was prepared in 35 % yield as an oil, following the procedure described in general procedure A step 3, using ethyl 1-(((1-ethyl-1H-1,2,3-triazol-5-yl)oxy)methyl)-4-oxocyclohexane-1-carboxylate as reactant. ^{1}H NMR (400MHz, CHLOROFORM-d) δ 7.09 (s, 1H), 5.82 - 5.78 (m, 1H), 4.24 - 4.13 (m, 6H), 2.90 - 2.81 (m, 1H), 2.60 - 2.24 (m, 4H), 2.00 - 1.92 (m, 1H), 1.44 (t, *J*=7.3 Hz, 3H), 1.25 (t, *J*=7.2 Hz, 3H). ^{19}F NMR (376MHz, CHLOROFORM-d) δ -73.82 (s, 3F). LC/MS *m/z* 428.20 $(M+H)^+$, 2.15 min (LCMS Method 1).

Step 4. Preparation of ethyl 1-(((1-ethyl-1H-1,2,3-triazol-5-yl)oxy)methyl)-4-(4,4,5,5-tetramethyl-1,3,2-dioxaborolan-2-yl)cyclohex-3-ene-1-carboxylate.

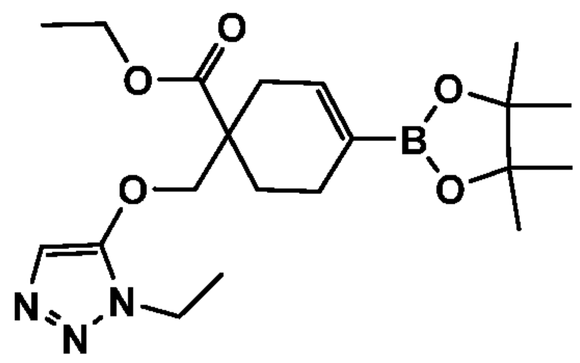

The title compound was prepared in 57 % yield as an oil, following the procedure described in general procedure A step 4, using ethyl 1-(((1-ethyl-1H-1,2,3-triazol-5-yl)oxy)methyl)-4-(((trifluoromethyl)sulfonyl)oxy)cyclohex-3-ene-1-carboxylate as reactant. ^{1}H NMR (400MHz, CHLOROFORM-d) δ 7.07 (s, 1H), 6.55 - 6.50 (m, 1H), 4.21 - 4.11 (m, 6H), 2.69 (dq, *J*=19.0, 2.9 Hz, 1H), 2.31 - 2.09 (m, 3H), 2.02 - 1.85 (m, 2H), 1.43 (t, *J*=7.3 Hz, 3H), 1.27 (s, 12H), 1.22 (t, *J*=7.2 Hz, 3H). LC/MS *m/z* 406.20 $(M+H)^+$, 2.22 min (LCMS Method 1).

Step 5. Preparation of ethyl 4-((1R,3aS,5aR,5bR,7aR,11aS,11bR,13aR,13bR)-3a-((2-(1,1-dioxidothiomorpholino)ethyl)amino)-5a,5b,8,8,11a-pentamethyl-1-(prop-1-en-2-yl)-2,3,3a,4,5,5a,5b,6,7,7a,8,11,11a,11b,12,13,13a,13b-octadecahydro-1H-cyclopenta[a]chrysen-9-yl)-1-(((1-ethyl-1H-1,2,3-triazol-5-yl)oxy)methyl)cyclohex-3-ene-1-carboxylate.

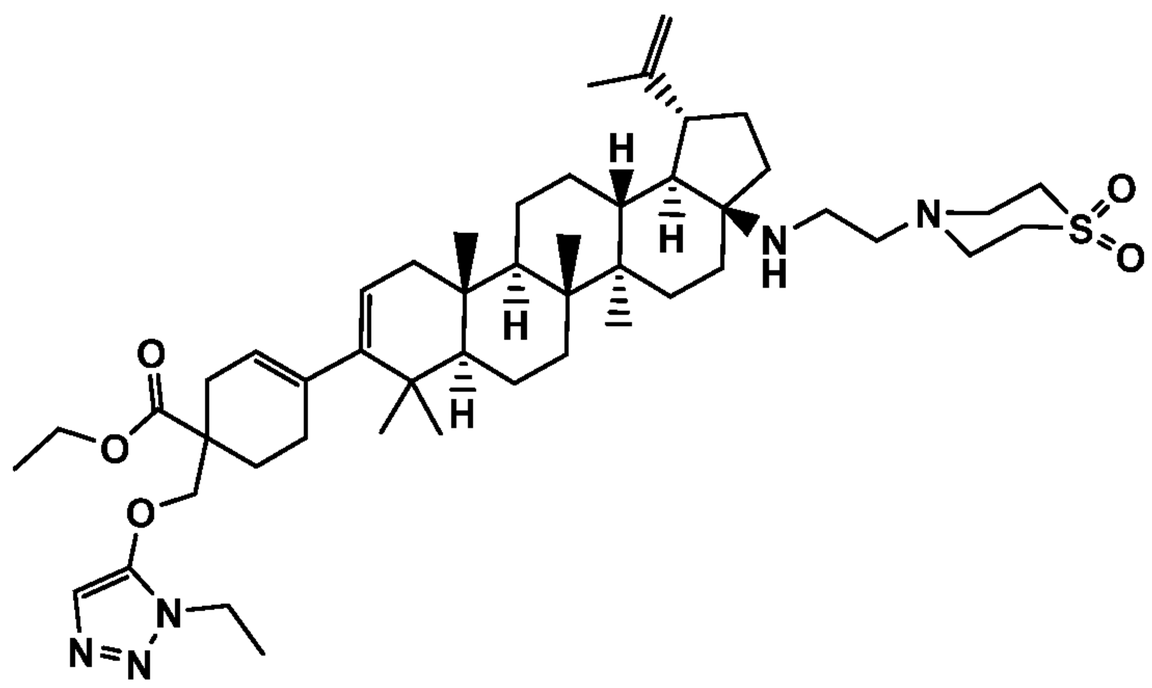

The title compound was prepared in 90 % yield as a solid, following the procedure described in general procedure A step 5, using ethyl 1-(((1-ethyl-1H-1,2,3-triazol-5-yl)oxy)methyl)-4-(4,4,5,5-tetramethyl-1,3,2-dioxaborolan-2-yl)cyclohex-3-ene-1-carboxylate as reactant. ^{1}H NMR (400MHz, CHLOROFORM-d) δ 7.07 (s, 1H), 5.35 (br. s., 1H), 5.18 (d, *J*=6.0 Hz, 1H), 4.70 (s, 1H), 4.59 (s, 1H), 4.23 - 4.11 (m, 6H), 3.11 - 2.97 (m, 8H), 2.71 - 2.42 (m, 6H), 2.24 - 0.86 (m, 27H), 1.68 (s, 3H), 1.42 (t, *J*=7.3 Hz, 3H), 1.23 (t, *J*=7.0 Hz, 3H), 1.05 (s, 3H), 0.96 (s, 3H), 0.95 - 0.90 (m, 6H), 0.85 (s, 3H). LC/MS *m/z* 848.60 $(M+H)^+$, 2.74 min (LCMS Method 3).

Step 6. 4-((1R,3aS,5aR,5bR,7aR,11aS,11bR,13aR,13bR)-3a-((2-(1,1-dioxidothiomorpholino)ethyl)amino)-5a,5b,8,8,11a-pentamethyl-1-(prop-1-en-2-yl)-2,3,3a,4,5,5a,5b,6,7,7a,8,11,11a,11b,12,13,13a,13b-octadecahydro-1H-cyclopenta[a]chrysen-9-yl)-1-(((1-ethyl-1H-1,2,3-triazol-5-yl)oxy)methyl)cyclohex-3-ene-1-carboxylic acid was prepared in 61 % yield as a solid, following the procedure described in general procedure A step 6, using ethyl 4-((1R,3aS,5aR,5bR,7aR,11aS,11bR,13aR,13bR)-3a-((2-(1,1-dioxidothiomorpholino)ethyl)amino)-5a,5b,8,8,11a-pentamethyl-1-(prop-1-en-2-yl)-2,3,3a,4,5,5a,5b,6,7,7a,8,11,11a,11b,12,13,13a,13b-octadecahydro-1H-cyclopenta[a]chrysen-9-yl)-1-(((1-ethyl-1H-1,2,3-triazol-5-yl)oxy)methyl)cyclohex-3-ene-1-carboxylate as reactant.

^{1}H NMR (400MHz, CHLOROFORM-d) δ 7.10 (s, 1H), 5.36 (br. s., 1H), 5.18 (br. s., 1H), 4.69 (s, 1H), 4.59 (s, 1H), 4.28 - 4.20 (m, 2H), 4.16 (q, *J*=7.3 Hz, 2H), 3.13 - 2.99 (m, 8H), 2.82 - 2.55 (m, 6H), 2.24 - 1.00 (m, 27H), 1.68 (s, 3H), 1.43 (t, *J*=7.3 Hz, 3H), 1.09 (s,

3H), 0.98 (s, 3H), 0.96 - 0.91 (m, 6H), 0.85 (s, 3H). LC/MS *m/z* 820.55 $(M+H)^+$, 2.86 min (LCMS Method 3).

Example 8

Preparation of 1-((benzo[d]isothiazol-3-yloxy)methyl)-4-((1R,3aS,5aR,5bR,7aR,11aS,11bR,13aR,13bR)-3a-((2-(1,1-dioxidothiomorpholino)ethyl)amino)-5a,5b,8,8,11a-pentamethyl-1-(prop-1-en-2-yl)-2,3,3a,4,5,5a,5b,6,7,7a,8,11,11a,11b,12,13,13a,13b-octadecahydro-1H-cyclopenta[a]chrysen-9-yl)cyclohex-3-ene-1-carboxylic acid.

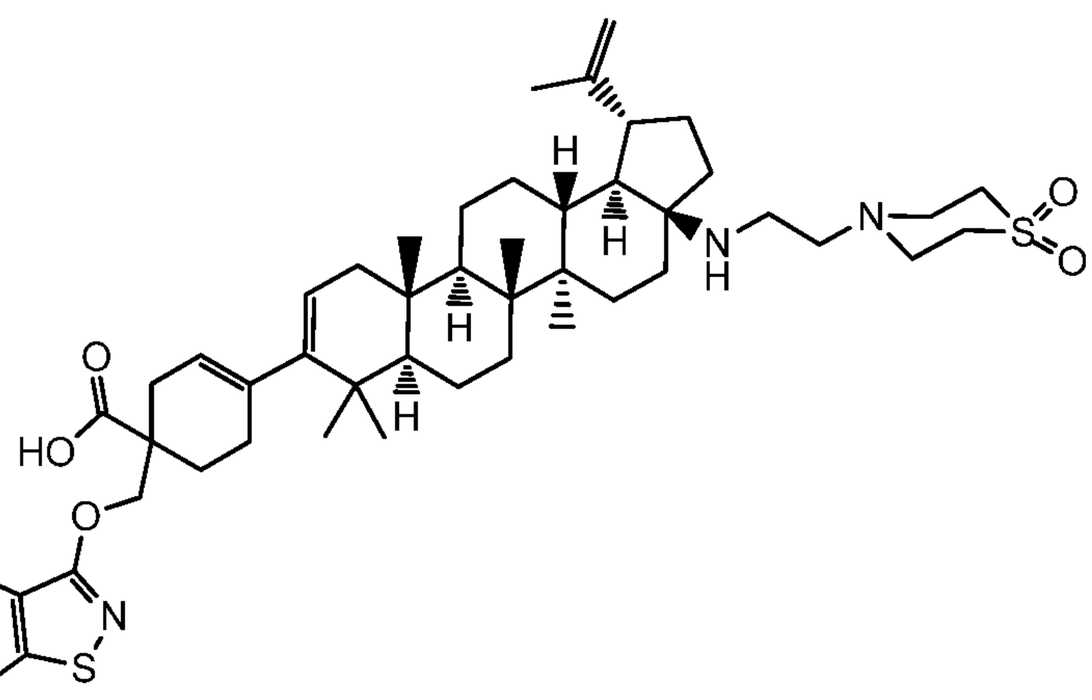

Step 1. Preparation of ethyl 8-((benzo[d]isothiazol-3-yloxy)methyl)-1,4-dioxaspiro[4.5]decane-8-carboxylate.

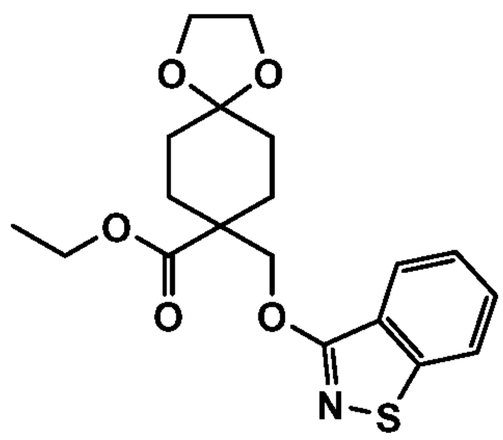

The title compound was prepared in 26 % yield as an oil, following the procedure described in general procedure A step 1-B, using benzo[d]isothiazol-3(2H)-one as reactant. ^{1}H NMR (500MHz, CHLOROFORM-d) δ 7.88 (dd, *J*=8.1, 0.9 Hz, 1H), 7.78 (d,

J=8.1 Hz, 1H), 7.53 (ddd, *J*=8.2, 7.1, 1.1 Hz, 1H), 7.39 (td, *J*=7.5, 0.8 Hz, 1H), 4.63 - 4.59 (m, 2H), 4.20 (q, *J*=7.1 Hz, 2H), 3.97 (t, *J*=2.6 Hz, 4H), 2.41 - 2.31 (m, 2H), 1.82 - 1.73 (m, 6H), 1.23 (t, *J*=7.1 Hz, 3H). LC/MS *m/z* 378.25 $(M+H)^+$, 4.17 min (LCMS Method 4).

Step 2. Preparation of ethyl 1-((benzo[d]isothiazol-3-yloxy)methyl)-4-oxocyclohexane-1-carboxylate.

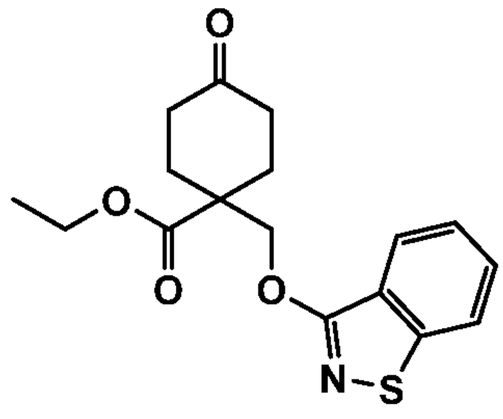

The title compound was prepared in 88 % yield as a wax, following the procedure described in general procedure A step 2, using ethyl 8-((benzo[d]isothiazol-3-yloxy)methyl)-1,4-dioxaspiro[4.5]decane-8-carboxylate as reactant. ^{1}H NMR (400MHz, CHLOROFORM-d) δ 7.87 (dt, *J*=8.0, 1.0 Hz, 1H), 7.79 (dt, *J*=8.2, 0.8 Hz, 1H), 7.54 (ddd, *J*=8.2, 7.0, 1.1 Hz, 1H), 7.40 (ddd, *J*=8.0, 7.0, 1.0 Hz, 1H), 4.68 (s, 2H), 4.26 (q, *J*=7.3 Hz, 2H), 2.66 - 2.51 (m, 4H), 2.49 - 2.40 (m, 2H), 1.99 - 1.88 (m, 2H), 1.26 (t, *J*=7.2 Hz, 3H). LC/MS *m/z* 334.20 $(M+H)^+$, 2.31 min (LCMS Method 1).

Step 3. Preparation of ethyl 1-((benzo[d]isothiazol-3-yloxy)methyl)-4-(((trifluoromethyl)sulfonyl)oxy)cyclohex-3-ene-1-carboxylate.

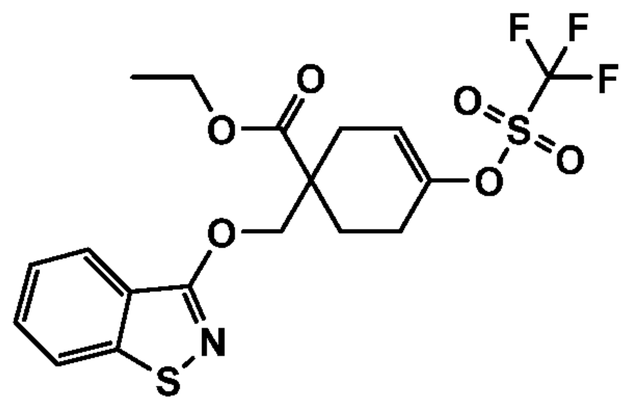

The title compound was prepared in 64 % yield as an oil, following the procedure described in general procedure A step 3, using ethyl 1-((benzo[d]isothiazol-3-

yloxy)methyl)-4-oxocyclohexane-1-carboxylate as reactant. ^{1}H NMR (400MHz, CHLOROFORM-d) δ 7.86 (dt, *J*=8.0, 1.0 Hz, 1H), 7.79 (dt, *J*=8.1, 0.8 Hz, 1H), 7.54 (ddd, *J*=8.2, 7.0, 1.1 Hz, 1H), 7.43 - 7.39 (m, 1H), 5.83 - 5.79 (m, 1H), 4.68 (d, *J*=10.0 Hz, 1H), 4.63 (d, *J*=10.3 Hz, 1H), 4.20 (qd, *J*=7.2, 2.1 Hz, 2H), 2.97 - 2.88 (m, 1H), 2.59 - 2.32 (m, 4H), 2.07 - 1.98 (m, 1H), 1.23 (t, *J*=7.2 Hz, 3H). ^{19}F NMR (376MHz, CHLOROFORM-d) δ -73.83 (s, 3F). LC/MS *m/z* 466.15 $(M+H)^+$, 2.51 min (LCMS Method 1).

Step 4. Preparation of ethyl 1-((benzo[d]isothiazol-3-yloxy)methyl)-4-(4,4,5,5-tetramethyl-1,3,2-dioxaborolan-2-yl)cyclohex-3-ene-1-carboxylate.

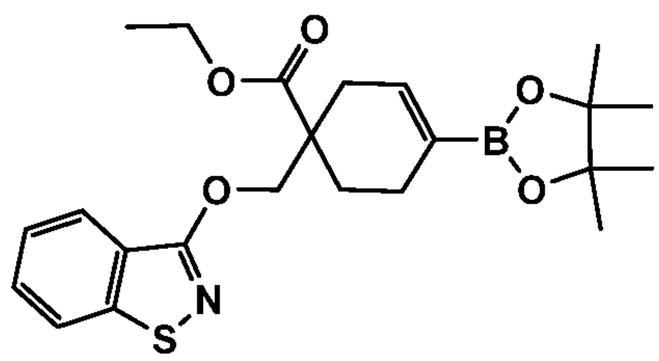

The title compound was prepared in 61 % yield as an oil, following the procedure described in general procedure A step 4, using ethyl 1-((benzo[d]isothiazol-3-yloxy)methyl)-4-(((trifluoromethyl)sulfonyl)oxy)cyclohex-3-ene-1-carboxylate as reactant. ^{1}H NMR (400MHz, CHLOROFORM-d) δ 7.85 (dt, *J*=7.9, 0.9 Hz, 1H), 7.76 (dt, *J*=8.2, 0.8 Hz, 1H), 7.52 (ddd, *J*=8.2, 7.0, 1.1 Hz, 1H), 7.42 - 7.37 (m, 1H), 6.58 - 6.54 (m. 1H), 4.66 (d, *J*=10.0 Hz, 1H), 4.58 (d, *J*=10.0 Hz, 1H), 4.16 (qd, *J*=7.1, 1.0 Hz, 2H), 2.76 (dq, *J*=18.9, 2.7 Hz, 1H), 2.37 - 2.28 (m, 1H), 2.27 - 2.20 (m, 2H), 2.07 - 1.89 (m, 2H), 1.28 - 1.25 (m, 12H), 1.19 (t, *J*=7.2 Hz, 3H). LC/MS *m/z* 444.25 $(M+H)^+$, 2.58 min (LCMS Method 1).

Step 5. Preparation of ethyl 1-((benzo[d]isothiazol-3-yloxy)methyl)-4-((1R,3aS,5aR,5bR,7aR,11aS,11bR,13aR,13bR)-3a-((2-(1,1-dioxidothiomorpholino)ethyl)amino)-5a,5b,8,8,11a-pentamethyl-1-(prop-1-en-2-yl)-2,3,3a,4,5,5a,5b,6,7,7a,8,11,11a,11b,12,13,13a,13b-octadecahydro-1H-cyclopenta[a]chrysen-9-yl)cyclohex-3-ene-1-carboxylate.

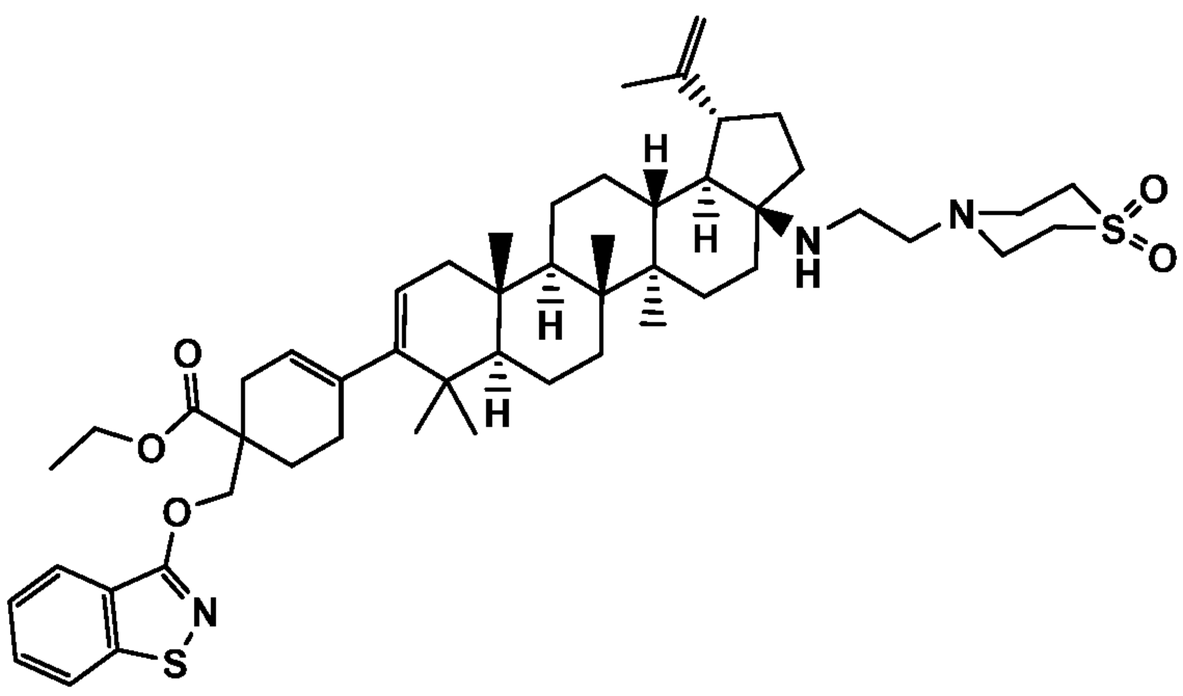

The title compound was prepared in 47 % yield as a solid, following the procedure described in general procedure A step 5, using ethyl 1-((benzo[d]isothiazol-3-yloxy)methyl)-4-(4,4,5,5-tetramethyl-1,3,2-dioxaborolan-2-yl)cyclohex-3-ene-1-carboxylate as reactant. ^{1}H NMR (400MHz, CHLOROFORM-d) δ 7.87 (d, *J*=7.8 Hz, 1H), 7.77 (d, *J*=8.0 Hz, 1H), 7.52 (td, *J*=7.6, 1.1 Hz, 1H), 7.37 (td, *J*=7.5, 1.0 Hz, 1H), 5.37 (br. s., 1H), 5.20 (d, *J*=6.0 Hz, 1H), 4.76 (s, 1H), 4.64 (s, 1H), 4.19 - 4.16 (m, 2H), 4.13 (q, *J*=7.1 Hz, 2H), 3.17 - 3.03 (m, 8H), 2.79 - 2.36 (m, 6H), 2.28 - 0.83 (27H), 1.70 (s, 3H), 1.27 (t, *J*=7.3 Hz, 3H), 1.08 (s, 3H), 0.99 (s, 3H), 0.99 - 0.95 (m, 6H), 0.85 (s, 3H). LC/MS *m/z* 886.55 $(M+H)^+$, 3.07 min (LCMS Method 3).

Step 6. 1-((benzo[d]isothiazol-3-yloxy)methyl)-4-((1R,3aS,5aR,5bR,7aR,11aS,11bR,13aR,13bR)-3a-((2-(1,1-dioxidothiomorpholino)ethyl)amino)-5a,5b,8,8,11a-pentamethyl-1-(prop-1-en-2-yl)-2,3,3a,4,5,5a,5b,6,7,7a,8,11,11a,11b,12,13,13a,13b-octadecahydro-1H-cyclopenta[a]chrysen-9-yl)cyclohex-3-ene-1-carboxylic acid was prepared in 21 % yield as a solid, following the procedure described in general procedure A step 6, using ethyl 1-((benzo[d]isothiazol-3-yloxy)methyl)-4-((1R,3aS,5aR,5bR,7aR,11aS,11bR,13aR,13bR)-3a-((2-(1,1-dioxidothiomorpholino)ethyl)amino)-5a,5b,8,8,11a-pentamethyl-1-(prop-1-en-2-yl)-2,3,3a,4,5,5a,5b,6,7,7a,8,11,11a,11b,12,13,13a,13b-octadecahydro-1H-cyclopenta[a]chrysen-9-yl)cyclohex-3-ene-1-carboxylate as reactant. ^{1}H NMR (400MHz, CHLOROFORM-d) δ 7.88 (d, *J*=8.0 Hz, 1H), 7.77 (d, *J*=8.3 Hz, 1H), 7.55 - 7.49 (m, 1H), 7.40 - 7.33 (m, 1H), 5.39 (br. s., 1H), 5.20 (br. s., 1H), 4.78 (s, 1H), 4.71 (s, 1H), 4.74 - 4.64 (m, 2H), 3.34 - 2.52 (m, 14H), 2.33 - 1.00 (m, 27H), 1.69 (s, 3H), 1.15 (s, 3H), 1.04

(s, 3H), 0.98 - 0.91 (m, 6H), 0.87 (s, 3H). LC/MS *m/z* 858.50 $(M+H)^+$, 2.88 min (LCMS Method 3).

Example 9

Preparation of 4-((1R,3aS,5aR,5bR,7aR,11aS,11bR,13aR,13bR)-3a-((2-(1,1-dioxidothiomorpholino)ethyl)amino)-5a,5b,8,8,11a-pentamethyl-1-(prop-1-en-2-yl)-2,3,3a,4,5,5a,5b,6,7,7a,8,11,11a,11b,12,13,13a,13b-octadecahydro-1H-cyclopenta[a]chrysen-9-yl)-1-((pyridin-4-yloxy)methyl)cyclohex-3-ene-1-carboxylic acid.

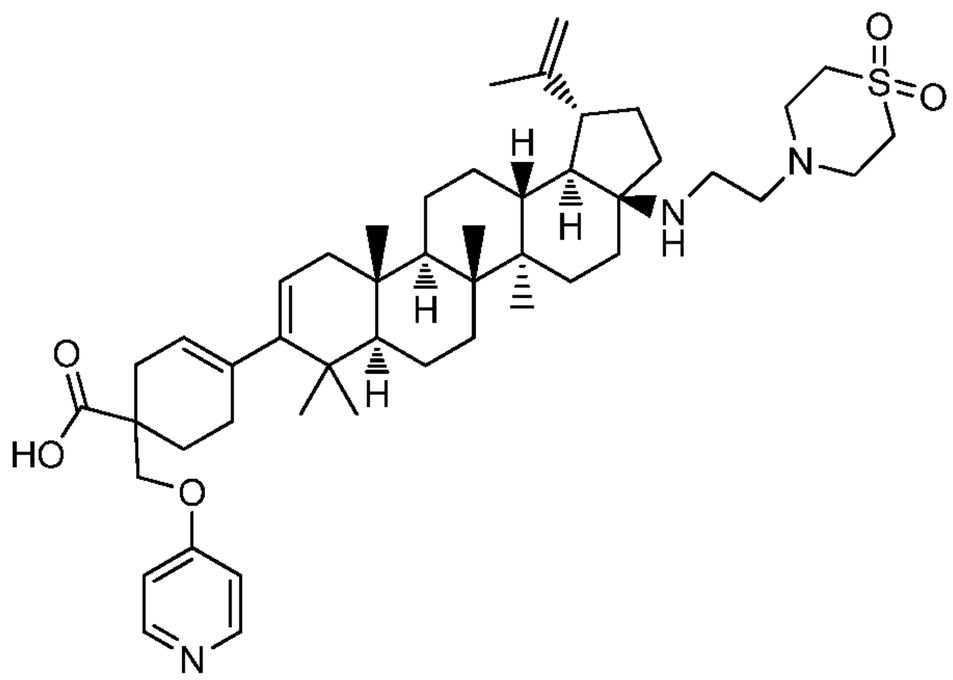

Step 1. Preparation of ethyl 8-((pyridin-4-yloxy)methyl)-1,4-dioxaspiro[4.5]decane-8-carboxylate.

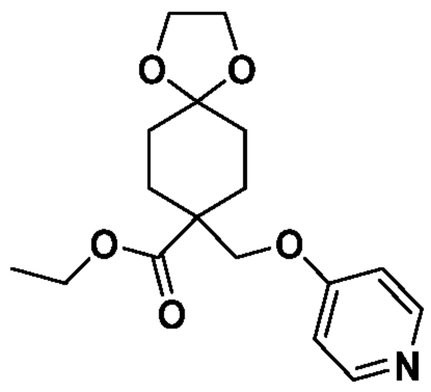

The title compound was prepared in 77 % yield, following the procedure described in general procedure A step 1-A, using 4-hydroxypyridine as reactant. ^{1}H NMR (500MHz, CHLOROFORM-d) δ 8.46 - 8.41 (m, 2H), 6.81 - 6.77 (m, 2H), 4.20 (q, *J*=7.2 Hz, 2H), 4.04 (s, 2H), 4.01 - 3.93 (m, 4H), 2.37 - 2.25 (m, 2H), 1.80 - 1.66 (m, 6H), 1.24 (t, *J*=7.1 Hz, 3H). LC/MS: m/e 322.05 $(M+H)^+$, 2.26 min (LCMS Method 11).

Step 2. Preparation of ethyl 4-oxo-1-((pyridin-4-yloxy)methyl)cyclohexane-1-carboxylate.

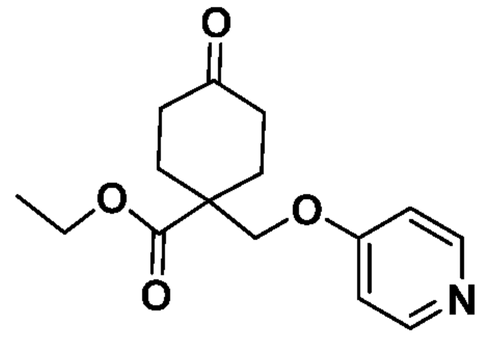

The title compound was prepared in 64 % yield, following the procedure described in general procedure A step 2, using ethyl 8-((pyridin-4-yloxy)methyl)-1,4-dioxaspiro[4.5]decane-8-carboxylate as reactant. ^{1}H NMR (400MHz, CHLOROFORM-d) δ 8.27 - 8.23 (m, 2H), 6.67 - 6.62 (m, 2H), 3.97 (s, 2H), 3.92 (q, *J*=7.3 Hz, 2H), 2.43 - 2.31 (m, 4H), 2.27 - 2.17 (m, 2H), 1.77 - 1.66 (m, 2H), 1.07 (t, *J*=7.3 Hz, 3H). LC/MS: m/e 278.05 $(M+H)^+$, 0.81 min (LCMS Method 8).

Step 3. Preparation of ethyl 1-((pyridin-4-yloxy)methyl)-4-(((trifluoromethyl)sulfonyl)oxy)cyclohex-3-ene-1-carboxylate.

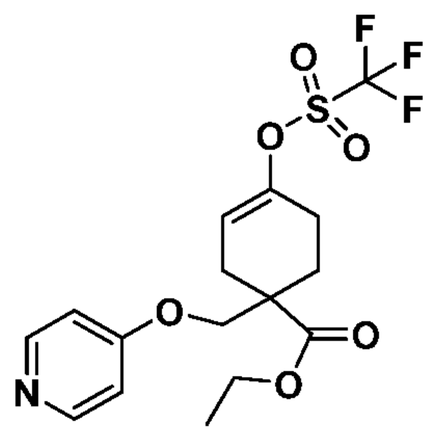

The title compound was prepared in 66 % yield, following the procedure described in general procedure A step 3, using ethyl 4-oxo-1-((pyridin-4-yloxy)methyl)cyclohexanecarboxylate as reactant. ^{1}H NMR (400MHz, CHLOROFORM-d) δ 8.47 - 8.44 (m, 2H), 6.83 - 6.79 (m, 2H), 5.82 (t, *J*=4.1 Hz, 1H), 4.21 (q, *J*=7.2 Hz, 2H), 4.17 - 4.07 (m, 2H), 2.91 - 2.82 (m, 1H), 2.59 - 2.47 (m, 1H), 2.45 - 2.25 (m, 4H),

2.09 - 2.00 (m, 2H), 1.25 (t, *J*=7.2 Hz, 3H). LC/MS: m/e 410.00 $(M+H)^+$, 1.92 min (LCMS Method 8).

Step 4. Preparation of ethyl 1-((pyridin-4-yloxy)methyl)-4-(4,4,5,5-tetramethyl-1,3,2-dioxaborolan-2-yl)cyclohex-3-ene-1-carboxylate.

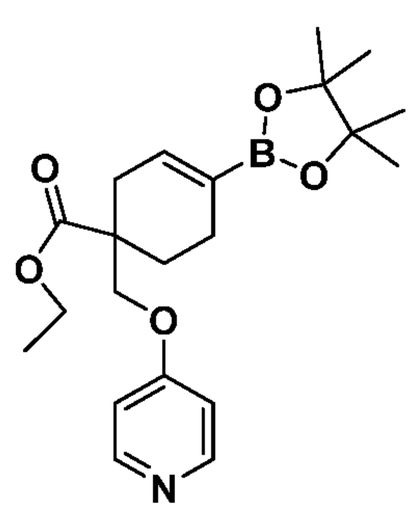

The title compound was prepared in 59 % yield, following the procedure described in general procedure A step 4, using ethyl 1-((pyridin-4-yloxy)methyl)-4-(((trifluoromethyl)sulfonyl)oxy)cyclohex-3-enecarboxylate as reactant. ^{1}H NMR (400MHz, CHLOROFORM-d) δ 8.33 - 8.30 (m, 2H), 6.73 - 6.69 (m, 2H), 6.46 (br. s., 1H), 4.10 - 4.04 (m, 2H), 4.02 - 3.95 (m, 2H), 2.63 (dd, *J*=19.2, 2.9 Hz, 1H), 2.23 - 2.12 (m, 2H), 2.12 - 2.01 (m, 1H), 1.94 - 1.77 (m, 2H), 1.17 (s, 12H), 1.11 (t, *J*=7.2 Hz, 3H). LC/MS: m/e 388.10 $(M+H)^+$, 1.90 min (LCMS Method 8).

Step 5. Preparation of ethyl 4-((1R,3aS,5aR,5bR,7aR,11aS,11bR,13aR,13bR)-3a-((2-(1,1-dioxidothiomorpholino)ethyl)amino)-5a,5b,8,8,11a-pentamethyl-1-(prop-1-en-2-yl)-2,3,3a,4,5,5a,5b,6,7,7a,8,11,11a,11b,12,13,13a,13b-octadecahydro-1H-cyclopenta[a]chrysen-9-yl)-1-((pyridin-4-yloxy)methyl)cyclohex-3-ene-1-carboxylate.

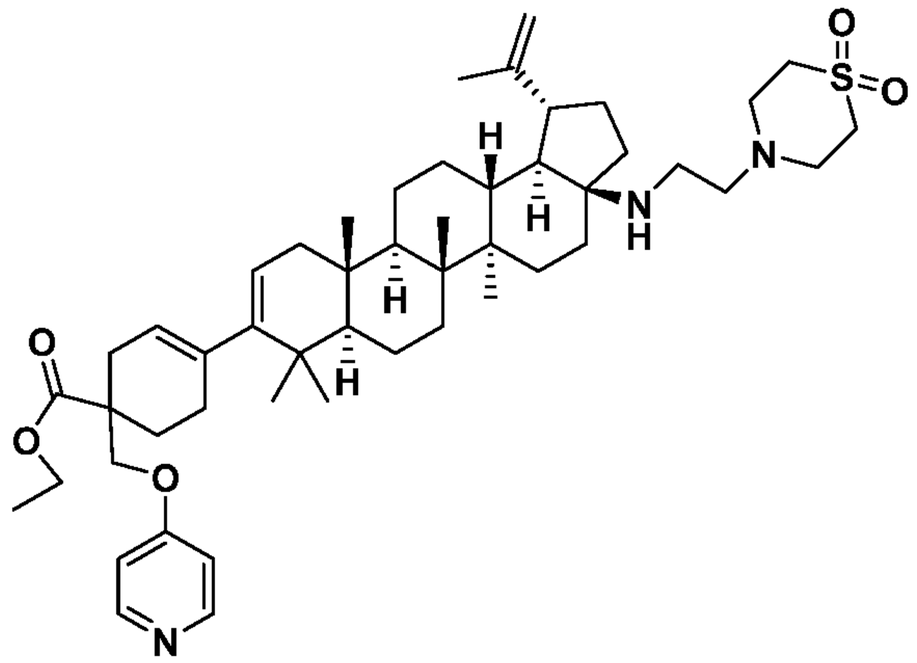

The title compound was prepared in 34 % yield, following the procedure described in general procedure A step 5, using ethyl 1-((pyridin-4-yloxy)methyl)-4-(4,4,5,5-tetramethyl-1,3,2-dioxaborolan-2-yl)cyclohex-3-enecarboxylate as reactant. LC/MS: m/e 831.45 $(M+H)^+$, 2.54 min (LCMS Method 3). ^{1}H NMR (400MHz, CHLOROFORM-d) δ 8.42 (d, *J*=6.0 Hz, 2H), 6.80 (d, *J*=6.3 Hz, 2H), 5.36 (br. s., 1H), 5.18 (d, *J*=4.8 Hz, 1H), 4.71 (d, *J*=1.8 Hz, 1H), 4.59 (s, 1H), 4.20 - 4.06 (m, 4H), 3.12 - 2.97 (m, 8H), 2.74 - 2.51 (m, 4H), 2.51 - 2.40 (m, 1H), 2.31 - 2.12 (m, 4H), 2.11 - 1.98 (m, 3H), 1.98 - 1.80 (m, 5H), 1.80 - 1.62 (m, 2H), 1.69 (s, 3H), 1.62 - 1.37 (m, 10H), 1.37 - 1.17 (m, 4H), 1.26 (t, *J*=7.2 Hz, 3H), 1.16 - 0.99 (m, 3H), 0.99 - 0.93 (m, 6H), 0.93 - 0.87 (m, 3H), 0.87 - 0.81 (m, 3H).

Step 6. 4-((1R,3aS,5aR,5bR,7aR,11aS,11bR,13aR,13bR)-3a-((2-(1,1-dioxidothiomorpholino)ethyl)amino)-5a,5b,8,8,11a-pentamethyl-1-(prop-1-en-2-yl)-2,3,3a,4,5,5a,5b,6,7,7a,8,11,11a,11b,12,13,13a,13b-octadecahydro-1H-cyclopenta[a]chrysen-9-yl)-1-((pyridin-4-yloxy)methyl)cyclohex-3-ene-1-carboxylic acid was prepared in 47 % yield, following the procedure described in general procedure A step 6, using ethyl 4-((1R,3aS,5aR,5bR,7aR,11aS,11bR,13aR,13bR)-3a-((2-(1,1-dioxidothiomorpholino)ethyl)amino)-5a,5b,8,8,11a-pentamethyl-1-(prop-1-en-2-yl)-2,3,3a,4,5,5a,5b,6,7,7a,8,11,11a,11b,12,13,13a,13b-octadecahydro-1H-cyclopenta[a]chrysen-9-yl)-1-((pyridin-4-yloxy)methyl)cyclohex-3-enecarboxylate as reactant. ^{1}H NMR (400MHz, METHANOL-d_4) δ 8.33 (d, *J*=6.3 Hz, 2H), 6.98 (d, *J*=5.5 Hz, 2H), 5.38 (br. s., 1H), 5.21 (d, *J*=5.0 Hz, 1H), 4.80 - 4.71 (m, 1H), 4.65 (s, 1H), 4.28 - 4.12 (m, 2H), 3.24 - 3.00 (m, 8H), 2.94 - 2.72 (m, 5H), 2.66 (d, *J*=18.1 Hz, 1H), 2.37 -

1.97 (m, 8H), 1.97 - 1.78 (m, 1H), 1.72 (s, 3H), 1.78 - 1.69 (m, 3H), 1.66 - 1.21 (m, 14H), 1.16 (s, 3H), 1.20 - 1.08 (m, 2H), 1.05 (s, 3H), 0.99 (s, 3H), 0.96 (s, 3H), 0.91 (s, 3H).
LC/MS: m/e 802.45 $(M+H)^+$, 2.50 min (LCMS Method 3).

Example 10

Preparation of 4-((1R,3aS,5aR,5bR,7aR,11aS,11bR,13aR,13bR)-3a-((2-(1,1-dioxidothiomorpholino)ethyl)amino)-5a,5b,8,8,11a-pentamethyl-1-(prop-1-en-2-yl)-2,3,3a,4,5,5a,5b,6,7,7a,8,11,11a,11b,12,13,13a,13b-octadecahydro-1H-cyclopenta[a]chrysen-9-yl)-1-((pyridin-3-yloxy)methyl)cyclohex-3-enecarboxylic acid.

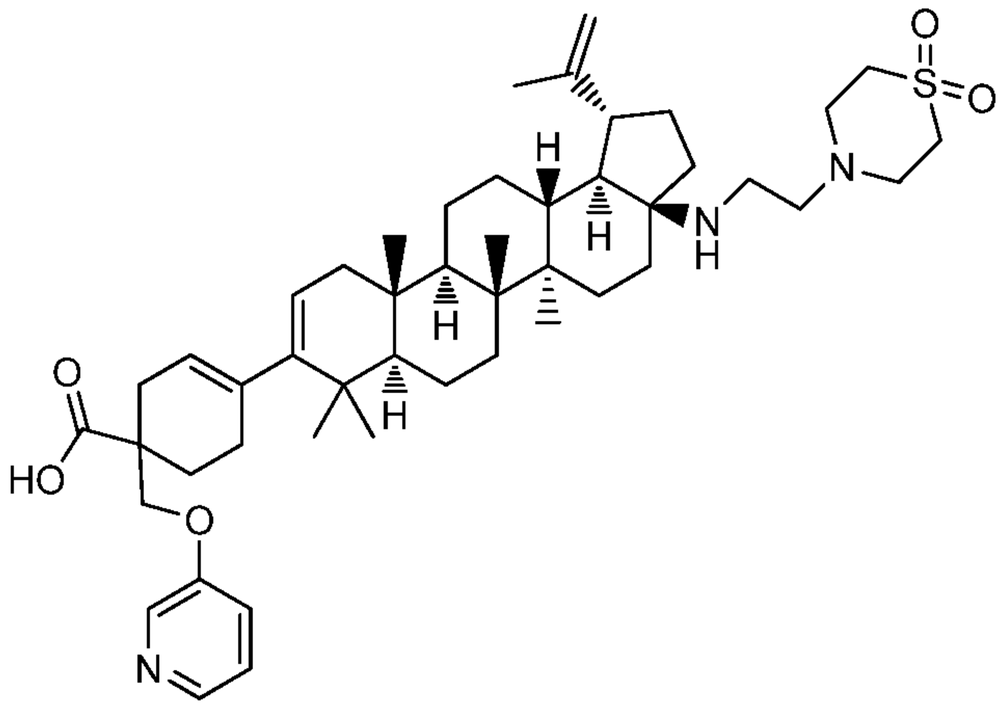

Step 1. Preparation of ethyl 8-((pyridin-3-yloxy)methyl)-1,4-dioxaspiro[4.5]decane-8-carboxylate.

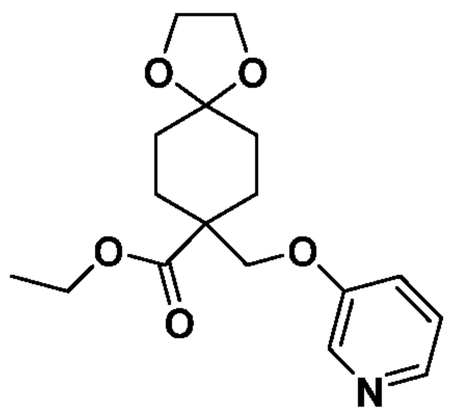

The title compound was prepared in 84 % yield, following the procedure described in general procedure A step 1-A, using 3-hydroxypyridine as reactant ^{1}H NMR (500MHz, CHLOROFORM-d) δ 8.30 (d, *J*=2.7 Hz, 1H), 8.24 (dd, *J*=4.4, 1.4 Hz, 1H), 7.25 - 7.15

(m, 2H), 4.21 (q, *J*=7.2 Hz, 2H), 4.05 (s, 2H), 4.00 - 3.93 (m, 4H), 2.38 - 2.25 (m, 2H), 1.83 - 1.66 (m, 6H), 1.32 - 1.22 (m, 3H). LC/MS: m/e 322.10 $(M+H)^+$, 2.534 min (LCMS Method 11).

Step 2. Preparation of ethyl 4-oxo-1-((pyridin-3-yloxy)methyl)cyclohexane-1-carboxylate.

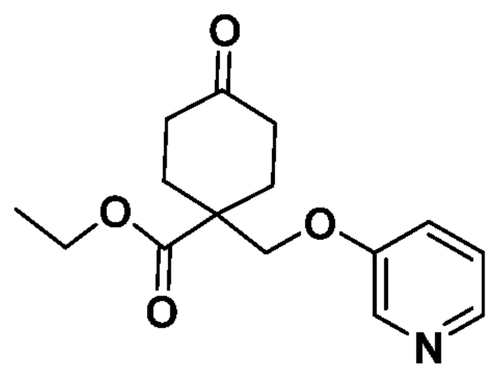

The title compound was prepared in 47.8 % yield, following the procedure described in general procedure A step 2, using ethyl 8-((pyridin-3-yloxy)methyl)-1,4-dioxaspiro[4.5]decane-8-carboxylate as reactant. LCMS: m/e 279.00 $(M+H)^+$, 2.079 min (LCMS Method 8). ^{1}H NMR (400MHz, CHLOROFORM-d) δ 8.22 (dd, *J*=2.6, 0.9 Hz, 1H), 8.16 (dd, *J*=4.3, 1.8 Hz, 1H), 7.19 - 7.09 (m, 2H), 4.18 (q, *J*=7.0 Hz, 2H), 4.07 - 4.04 (m, 2H), 2.55 - 2.41 (m, 4H), 2.38 - 2.28 (m, 2H), 1.88 - 1.75 (m, 2H), 1.19 (t, *J*=7.2 Hz, 3H).

Step 3. Preparation of ethyl 1-((pyridin-3-yloxy)methyl)-4-(((trifluoromethyl)sulfonyl)oxy)cyclohex-3-ene-1-carboxylate.

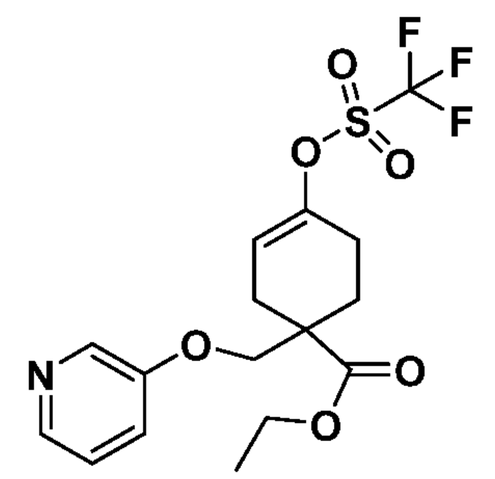

The title compound was prepared in 51.9 % yield, following the procedure described in general procedure A step 3, using ethyl 4-oxo-1-((pyridin-3-

yloxy)methyl)cyclohexanecarboxylate as reactant. LCMS: m/e 410.00 $(M+H)^+$, 1.983 min (LCMS Method 8). ^{1}H NMR (400MHz, CHLOROFORM-d) δ 8.26 - 8.21 (m, 1H), 8.19 - 8.13 (m, 1H), 7.20 - 7.09 (m, 2H), 5.78 - 5.70 (m, 1H), 4.16 - 4.10 (m, 2H), 4.09 - 4.02 (m, 2H), 2.84 - 2.74 (m, 1H), 2.52 - 2.40 (m, 1H), 2.38 - 2.26 (m, 2H), 2.26 - 2.17 (m, 1H), 2.01 - 1.92 (m, 1H), 1.21 - 1.15 (m, 3H).

Step 4. Preparation of ethyl 1-((pyridin-3-yloxy)methyl)-4-(4,4,5,5-tetramethyl-1,3,2-dioxaborolan-2-yl)cyclohex-3-ene-1-carboxylate.

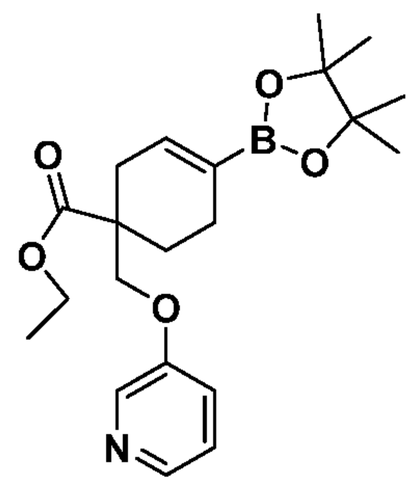

The title compound was prepared in 88 % yield, following the procedure described in general procedure A step 4, using ethyl 1-((pyridin-3-yloxy)methyl)-4-(((trifluoromethyl)sulfonyl)oxy)cyclohex-3-enecarboxylate as reactant. LCMS: m/e 388.10 $(M+H)^+$, 1.986 min (LCMS Method 8). ^{1}H NMR (400MHz, CHLOROFORM-d) δ 8.20 (dd, *J*=2.4, 0.9 Hz, 1H), 8.13 (dd, *J*=4.0, 2.0 Hz, 1H), 7.18 - 7.10 (m, 2H), 6.52 - 6.45 (m, 1H), 4.16 - 3.95 (m, 4H), 2.71 - 2.60 (m, 1H), 2.26 - 2.03 (m, 3H), 1.96 - 1.79 (m, 2H), 1.20 - 1.18 (m, 12H), 1.14 (t, *J*=7.2 Hz, 3H).

Step 5. Preparation of ethyl 4-((1R,3aS,5aR,5bR,7aR,11aS,11bR,13aR,13bR)-3a-((2-(1,1-dioxidothiomorpholino)ethyl)amino)-5a,5b,8,8,11a-pentamethyl-1-(prop-1-en-2-yl)-2,3,3a,4,5,5a,5b,6,7,7a,8,11,11a,11b,12,13,13a,13b-octadecahydro-1H-cyclopenta[a]chrysen-9-yl)-1-((pyridin-3-yloxy)methyl)cyclohex-3-ene-1-carboxylate and ethyl 4-((1R,3aS,5aR,5bR,7aR,11aS,11bR,13aR,13bR)-5a,5b,8,8,11a-pentamethyl-3a-((2-(4-(methylsulfonyl)piperidin-1-yl)ethyl)amino)-1-(prop-1-en-2-yl)-2,3,3a,4,5,5a,5b,6,7,7a,8,11,11a,11b,12,13,13a,13b-octadecahydro-1H-cyclopenta[a]chrysen-9-yl)-1-((pyridin-3-yloxy)methyl)cyclohex-3-enecarboxylate.

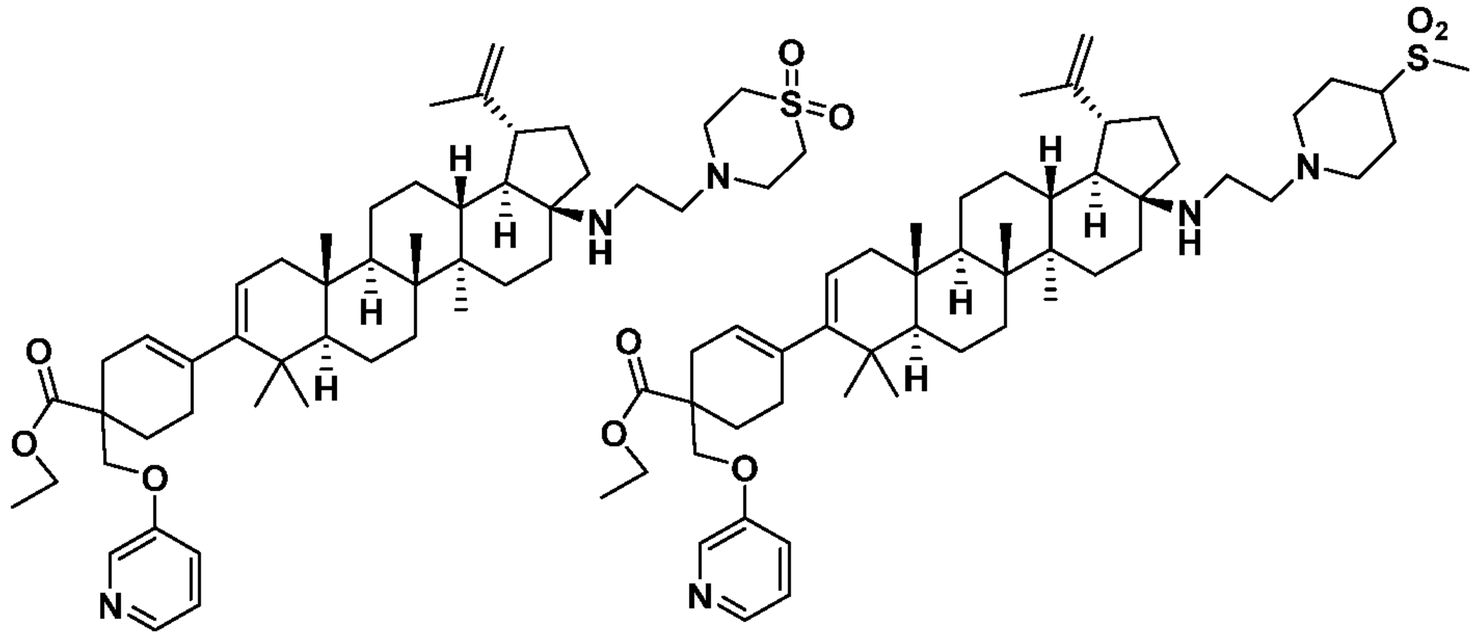

The title compounds were prepared in 26.4 % and 28.4 yields respectively, following the procedure described in general procedure A step 5, using ethyl 1-((pyridin-3-yloxy)methyl)-4-(4,4,5,5-tetramethyl-1,3,2-dioxaborolan-2-yl)cyclohex-3-enecarboxylate as reactant.

For ethyl 4-((1R,3aS,5aR,5bR,7aR,11aS,11bR,13aR,13bR)-3a-((2-(1,1-dioxidothiomorpholino)ethyl)amino)-5a,5b,8,8,11a-pentamethyl-1-(prop-1-en-2-yl)-2,3,3a,4,5,5a,5b,6,7,7a,8,11,11a,11b,12,13,13a,13b-octadecahydro-1H-cyclopenta[a]chrysen-9-yl)-1-((pyridin-3-yloxy)methyl)cyclohex-3-ene-1-carboxylate: LCMS: m/e 830.50 $(M+H)^+$, 2.363 min (LCMS Method 8). ^1H NMR (400MHz, CHLOROFORM-d) δ 8.28 (d, *J*=2.0 Hz, 1H), 8.21 (dd, *J*=4.0, 2.0 Hz, 1H), 7.23 - 7.16 (m, 2H), 5.35 (br. s., 1H), 5.17 (d, *J*=4.8 Hz, 1H), 4.72 (d, *J*=1.8 Hz, 1H), 4.59 (s, 1H), 4.15 - 4.09 (m, 4H), 3.14 - 2.96 (m, 8H), 2.91 - 2.48 (m, 6H), 1.68 (s, 3H), 1.05 (s, 3H), 2.29 - 1.00 (m, 30H), 0.97 - 0.89 (m, 9H), 0.86 - 0.81 (m, 3H).

For ethyl 4-((1R,3aS,5aR,5bR,7aR,11aS,11bR,13aR,13bR)-5a,5b,8,8,11a-pentamethyl-3a-((2-(4-(methylsulfonyl)piperidin-1-yl)ethyl)amino)-1-(prop-1-en-2-yl)-2,3,3a,4,5,5a,5b,6,7,7a,8,11,11a,11b,12,13,13a,13b-octadecahydro-1H-cyclopenta[a]chrysen-9-yl)-1-((pyridin-3-yloxy)methyl)cyclohex-3-enecarboxylate: LCMS: m/e 858.55 $(M+H)^+$, 2.454 min (LCMS Method 8). ^1H NMR (400MHz, CHLOROFORM-d) δ 8.28 (d, *J*=1.8 Hz, 1H), 8.21 (dd, *J*=4.0, 1.8 Hz, 1H), 7.20 - 7.16 (m, 2H), 5.35 (br. s., 1H), 5.17 (d, *J*=4.8 Hz, 1H), 4.72 (d, *J*=1.8 Hz, 1H), 4.58 (s, 1H), 4.20 - 4.05 (m, 4H), 3.11 (t, *J*=8.5 Hz, 2H), 2.83 (s, 3H), 2.88-2.76 (m, 1H), 2.2.74 - 2.38 (m, 7H), 1.68 (s, 3H), 1.06 (s, 3H), 2.27 - 0.78 (m, 47H).

Step 6. 4-((1R,3aS,5aR,5bR,7aR,11aS,11bR,13aR,13bR)-3a-((2-(1,1-dioxidothiomorpholino)ethyl)amino)-5a,5b,8,8,11a-pentamethyl-1-(prop-1-en-2-yl)-2,3,3a,4,5,5a,5b,6,7,7a,8,11,11a,11b,12,13,13a,13b-octadecahydro-1H-cyclopenta[a]chrysen-9-yl)-1-((pyridin-3-yloxy)methyl)cyclohex-3-enecarboxylic acid was prepared in 68.1 % yield, following the procedure described in general procedure A step 6, using ethyl 4-((1R,3aS,5aR,5bR,7aR,11aS,11bR,13aR,13bR)-3a-((2-(1,1-dioxidothiomorpholino)ethyl)amino)-5a,5b,8,8,11a-pentamethyl-1-(prop-1-en-2-yl)-2,3,3a,4,5,5a,5b,6,7,7a,8,11,11a,11b,12,13,13a,13b-octadecahydro-1H-cyclopenta[a]chrysen-9-yl)-1-((pyridin-3-yloxy)methyl)cyclohex-3-enecarboxylate as reactant. ^{1}H NMR (400MHz, CHLOROFORM-d) δ 8.32 (s, 1H), 8.21 (br. s., 1H), 7.23 (br. s., 2H), 5.37 (br. s., 1H), 5.18 (br. s., 1H), 4.71 (s, 1H), 4.60 (s, 1H), 4.23 - 4.08 (m, 2H), 3.16 - 2.99 (m, 8H), 2.89 - 2.57 (m, 6H), 2.33 - 1.79 (m, 9H), 1.68 (s, 3H), 1.11 (s, 3H), 0.99 (s, 3H), 0.96 (s, 3H), 0.93-0.92 (m, 3H), 0.86 (s, 3H), 1.75 - 0.81 (m, 18H). LC/MS: m/e 802.45 $(M+H)^+$, 2.346 min (LCMS Method 8).

Example 11

Preparation of 4-((1R,3aS,5aR,5bR,7aR,11aS,11bR,13aR,13bR)-5a,5b,8,8,11a-pentamethyl-3a-((2-(4-(methylsulfonyl)piperidin-1-yl)ethyl)amino)-1-(prop-1-en-2-yl)-2,3,3a,4,5,5a,5b,6,7,7a,8,11,11a,11b,12,13,13a,13b-octadecahydro-1H-cyclopenta[a]chrysen-9-yl)-1-((pyridin-3-yloxy)methyl)cyclohex-3-enecarboxylic acid.

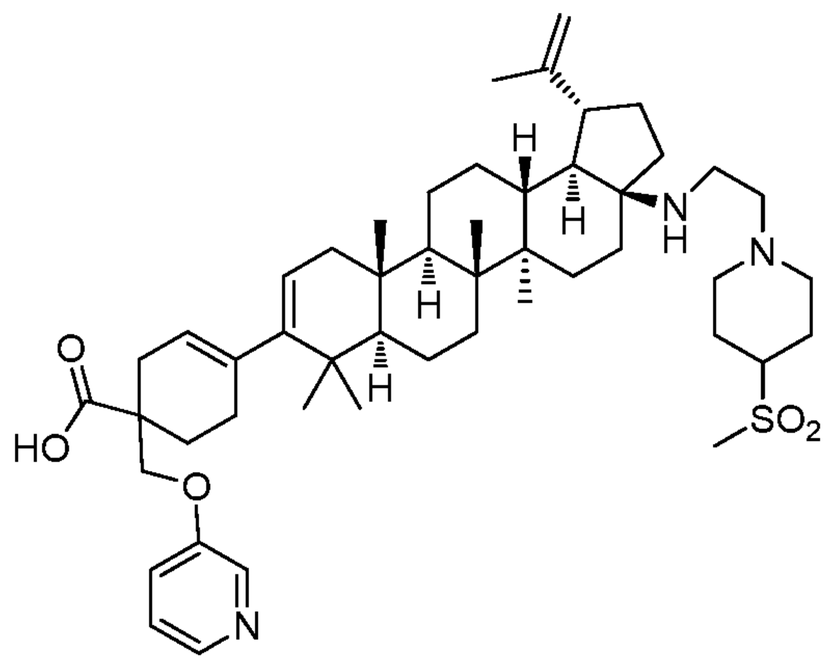

The title compound was prepared in 4.02 % yield, following the procedure described in general procedure A step 6, using ethyl 4-((1R,3aS,5aR,5bR,7aR,11aS,11bR,13aR,13bR)-5a,5b,8,8,11a-pentamethyl-3a-((2-(4-(methylsulfonyl)piperidin-1-yl)ethyl)amino)-1-(prop-1-en-2-yl)-2,3,3a,4,5,5a,5b,6,7,7a,8,11,11a,11b,12,13,13a,13b-octadecahydro-1H-cyclopenta[a]chrysen-9-yl)-1-((pyridin-3-yloxy)methyl)cyclohex-3-enecarboxylate as reactant. LCMS: m/e 830.50 $(M+H)^+$, 2.367 min (LCMS Method 8). ^{1}H NMR (400MHz, CHLOROFORM-d) δ 8.31 (s, 1H), 8.20 (t, *J*=2.9 Hz, 1H), 7.22 (d, *J*=2.3 Hz, 2H), 5.37 (br. s., 1H), 5.18 (d, *J*=5.5 Hz, 1H), 4.76 - 4.67 (m, 1H), 4.59 (s, 1H), 4.16 (br. s., 2H), 3.13 (t, *J*=10.2 Hz, 2H), 2.92 - 2.59 (m, 9H), 2.48 (d, *J*=11.5 Hz, 1H), 2.31 - 1.78 (m, 15H), 1.68 (s, 3H), 1.12 (s, 3H), 0.98 (s, 3H), 0.96 (s, 3H), 0.93-0.92 (m, 3H), 0.85 (s, 3H), 1.71 - 0.77 (m, 18H).

Example 12

Preparation of 4-((1R,3aS,5aR,5bR,7aR,11aS,11bR,13aR,13bR)-3a-((2-(1,1-dioxidothiomorpholino)ethyl)amino)-5a,5b,8,8,11a-pentamethyl-1-(prop-1-en-2-yl)-2,3,3a,4,5,5a,5b,6,7,7a,8,11,11a,11b,12,13,13a,13b-octadecahydro-1H-cyclopenta[a]chrysen-9-yl)-1-(((5-methylisothiazol-3-yl)oxy)methyl)cyclohex-3-ene-1-carboxylic acid.

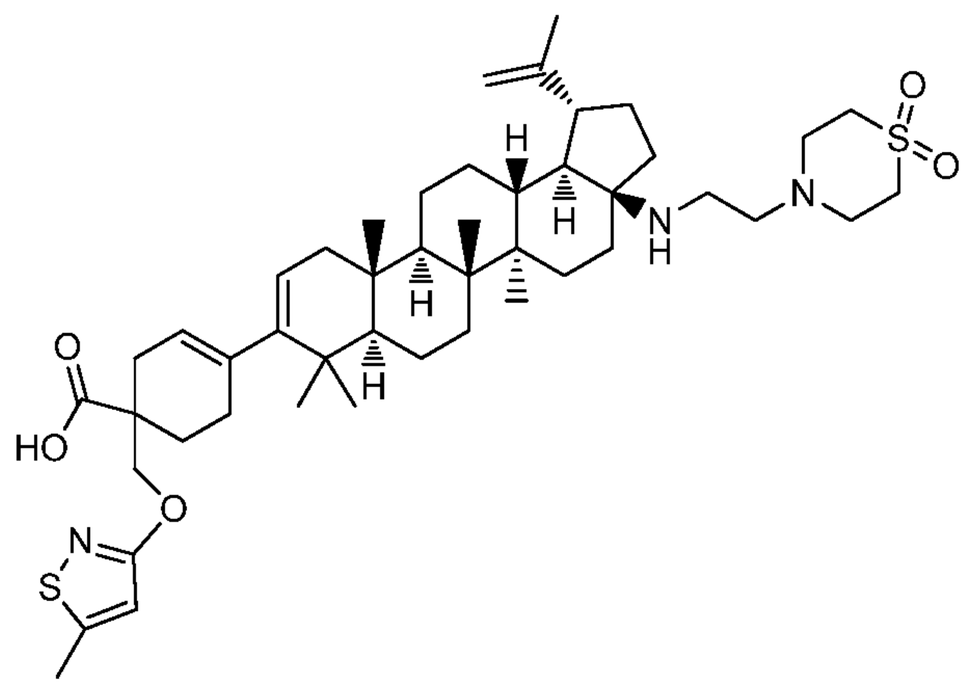

Step 1. Preparation of ethyl 8-((isothiazol-3-yloxy)methyl)-1,4-dioxaspiro[4.5]decane-8-carboxylate.

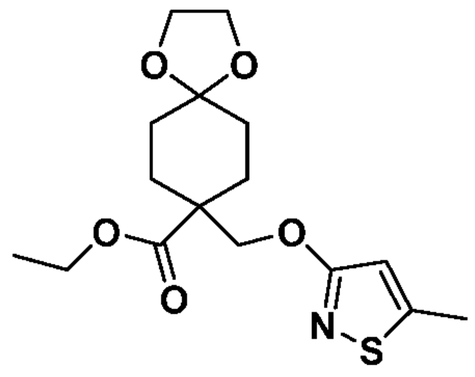

The title compound was prepared in 69 % yield, following the procedure described in general procedure A step 1-A, using 5-methylisothiazol-3-ol as reactant. ^{1}H NMR (400MHz, CHLOROFORM-d) δ 6.32 (d, *J*=1.0 Hz, 1H), 4.37 (br. s, 2H), 4.17 (q, *J*=7.0 Hz, 2H), 3.95 (s, 4H), 2.47 (d, *J*=1.0 Hz, 3H), 2.28 - 2.21 (m, 2H), 1.76 - 1.63 (m, 6H), 1.23 (t, *J*=7.2 Hz, 3H). LC/MS: m/e 342.10 $(M+H)^+$, 3.67 min (LCMS Method 11).

Step 2. Preparation of ethyl 1-(((5-methylisothiazol-3-yl)oxy)methyl)-4-oxocyclohexane-1-carboxylate.

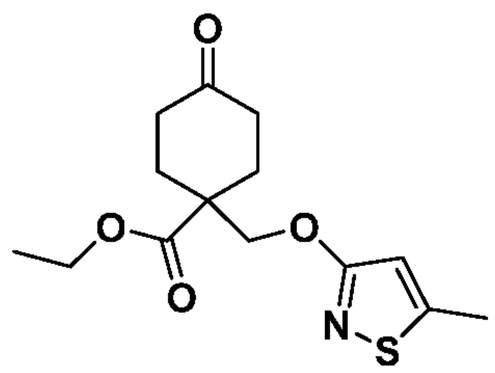

The title compound was prepared in 87 % yield, following the procedure described in general procedure A step 2, using ethyl 8-(((5-methylisothiazol-3-yl)oxy)methyl)-1,4-dioxaspiro[4.5]decane-8-carboxylate as reactant. ^{1}H NMR (400MHz, CHLOROFORM-d) δ 6.34 (s, 1H), 4.48 (s, 2H), 4.26 (q, *J*=7.1 Hz, 2H), 2.59 - 2.45 (m, 4H), 2.45 - 2.36 (m, 2H), 1.94 - 1.82 (m, 2H), 1.29 (t, *J*=7.1 Hz, 3H). LC/MS: m/e 298.05 $(M+H)^+$, 2.20 min (LCMS Method 8).

Step 3. Preparation of ethyl 1-(((5-methylisothiazol-3-yl)oxy)methyl)-4-(((trifluoromethyl)sulfonyl)oxy)cyclohex-3-ene-1-carboxylate.

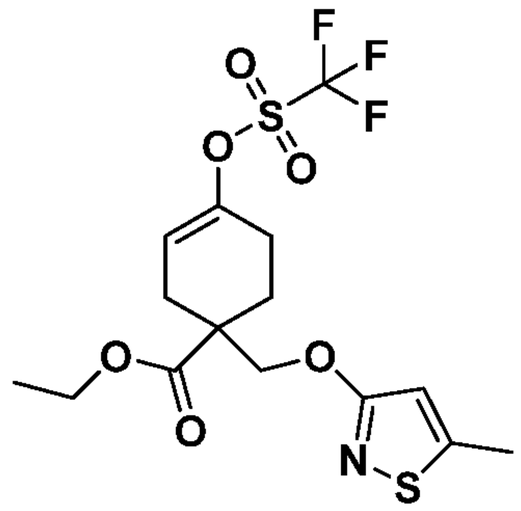

The title compound was prepared in 87 % yield, following the procedure described in general procedure A step 3, using ethyl 1-(((5-methylisothiazol-3-yl)oxy)methyl)-4-oxocyclohexanecarboxylate as reactant. ^{1}H NMR (400MHz, CHLOROFORM-d) δ 6.31 (s, 1H), 5.74 (br. s., 1H), 4.43 (d, *J*=10.3 Hz, 1H), 4.37 (d, *J*=10.0 Hz, 1H), 4.17 (q, *J*=7.2 Hz, 2H), 2.79 (dd, *J*=17.8, 2.8 Hz, 1H), 2.46 (s, 3H), 2.43 - 2.17 (m, 4H), 1.97 - 1.86 (m, 1H), 1.22 (t, *J*=7.3 Hz, 3H). LC/MS: m/e 430.2 $(M+H)^+$, 2.20 min.

Step 4. Preparation of ethyl 1-(((5-methylisothiazol-3-yl)oxy)methyl)-4-(4,4,5,5-tetramethyl-1,3,2-dioxaborolan-2-yl)cyclohex-3-ene-1-carboxylate.

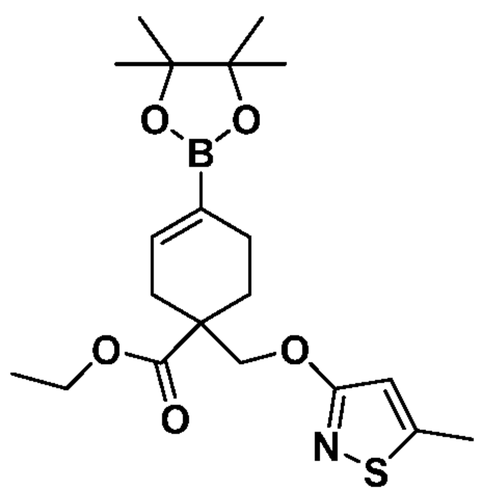

The title compound was prepared in 32 % yield, following the procedure described in general procedure A step 4, using ethyl 1-(((5-methylisothiazol-3-yl)oxy)methyl)-4-(((trifluoromethyl)sulfonyl)oxy)cyclohex-3-enecarboxylate as reactant. ^{1}H NMR (400MHz, CHLOROFORM-d) δ 6.51 - 6.45 (m, 1H), 6.26 (d, *J*=1.0 Hz, 1H), 4.42 - 4.37 (m, 1H), 4.33 - 4.26 (m, 1H), 4.11 (q, *J*=7.0 Hz, 2H), 2.69 - 2.58 (m, 1H), 2.42 (d, *J*=1.0 Hz, 3H), 2.22 - 2.12 (m, 3H), 2.02 (s, 1H), 1.95 - 1.87 (m, 1H), 1.82 - 1.74 (m, 1H), 1.22 (d, *J*=2.0 Hz, 12H), 1.16 (t, *J*=7.2 Hz, 3H).

Step 5. Preparation of ethyl 4-((1R,3aS,5aR,5bR,7aR,11aS,11bR,13aR,13bR)-3a-((2-(1,1-dioxidothiomorpholino)ethyl)amino)-5a,5b,8,8,11a-pentamethyl-1-(prop-1-en-2-yl)-2,3,3a,4,5,5a,5b,6,7,7a,8,11,11a,11b,12,13,13a,13b-octadecahydro-1H-cyclopenta[a]chrysen-9-yl)-1-(((5-methylisothiazol-3-yl)oxy)methyl)cyclohex-3-ene-1-carboxylate.

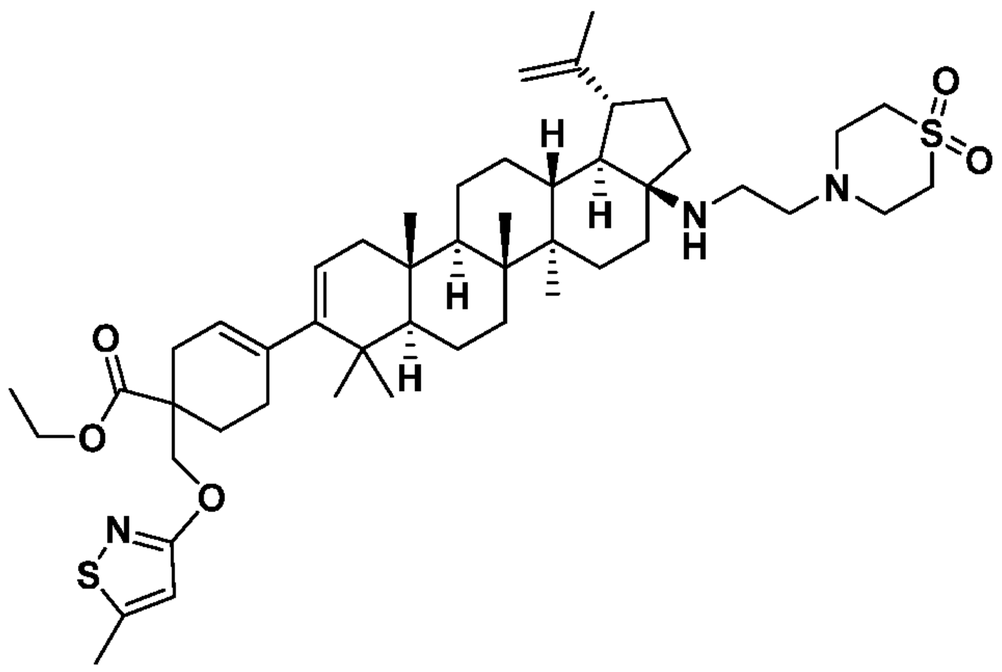

The title compound was prepared in 43 % yield, following the procedure described in general procedure A step 5, using ethyl 1-(((5-methylisothiazol-3-yl)oxy)methyl)-4-(4,4,5,5-tetramethyl-1,3,2-dioxaborolan-2-yl)cyclohex-3-enecarboxylate as reactant. ^{1}H NMR (400MHz, CHLOROFORM-d) δ 6.30 (d, *J*=1.0 Hz, 1H), 5.33 (br. s., 1H), 5.17 (d, *J*=5.8 Hz, 1H), 4.70 (s, 2H), 4.58 (d, *J*=1.5 Hz, 2H), 4.49 - 4.43 (m, 1H), 4.42 - 4.36 (m, 1H), 4.17 - 4.12 (m, 2H), 3.13 - 2.96 (m, 8H), 2.73 - 2.62 (m, 2H), 2.62 - 2.52 (m, 2H), 2.50 - 2.41 (m, 1H), 2.46 (d, J=1.0 Hz, 3H), 2.22 - 2.10 (m, 8H), 2.10 - 1.97 (m, 3H), 1.96 - 1.65 (m, 4H), 1.68 (s, 3H), 1.64 - 1.37 (m, 7H), 1.37 - 1.23 (m, 6H), 1.20 (t, J=7.1 Hz, 3H), 1.16 - 0.98 (m, 5H), 0.98 - 0.81 (m, 9H). LC/MS: m/e 850.55 $(M+H)^+$, 2.99 min (LCMS Method 3).

Step 6. 4-((1R,3aS,5aR,5bR,7aR,11aS,11bR,13aR,13bR)-3a-((2-(1,1-dioxidothiomorpholino)ethyl)amino)-5a,5b,8,8,11a-pentamethyl-1-(prop-1-en-2-yl)-2,3,3a,4,5,5a,5b,6,7,7a,8,11,11a,11b,12,13,13a,13b-octadecahydro-1H-cyclopenta[a]chrysen-9-yl)-1-(((5-methylisothiazol-3-yl)oxy)methyl)cyclohex-3-ene-1-carboxylic acid was prepared in 36 % yield, following the procedure described in general

procedure A step 6, using ethyl 4-((1R,3aS,5aR,5bR,7aR,11aS,11bR,13aR,13bR)-3a-((2-(1,1-dioxidothiomorpholino)ethyl)amino)-5a,5b,8,8,11a-pentamethyl-1-(prop-1-en-2-yl)-2,3,3a,4,5,5a,5b,6,7,7a,8,11,11a,11b,12,13,13a,13b-octadecahydro-1H-cyclopenta[a]chrysen-9-yl)-1-(((5-methylisothiazol-3-yl)oxy)methyl)cyclohex-3-enecarboxylate as reactant. ^{1}H NMR (400MHz, CHLOROFORM-d) δ 6.36 (d, *J*=0.8 Hz, 1H), 5.37 (br. s., 1H), 5.30 - 5.10 (m, 1H), 4.79 (s, 1H), 4.72 (s, 1H), 4.51 (d, *J*=10.0 Hz, 1H), 4.45 (dd, *J*=10.0, 3.5 Hz, 1H), 3.39 (d, *J*=12.3 Hz, 1H), 3.28 - 2.87 (m, 11H), 2.86 - 2.57 (m, 2H), 2.49 (d, *J*=0.8 Hz, 3H), 2.31 - 1.83 (m, 12H), 1.83 - 1.67 (m, 2H), 1.71 (s, 3H), 1.67 - 1.23 (m, 13H), 1.16 (s, 3H), 1.13 - 1.02 (m, 2H), 1.06 (s, 3H), 0.97 (m, 3H), 0.93 (m, 3H), 0.88 (s, 3H). LC/MS: m/e 822.60 $(M+H)^+$, 2.83 min (LCMS Method 3).

Example 13

Preparation of 4-((1R,3aS,5aR,5bR,7aR,11aS,11bR,13aR,13bR)-3a-((2-(1,1-dioxidothiomorpholino)ethyl)amino)-5a,5b,8,8,11a-pentamethyl-1-(prop-1-en-2-yl)-2,3,3a,4,5,5a,5b,6,7,7a,8,11,11a,11b,12,13,13a,13b-octadecahydro-1H-cyclopenta[a]chrysen-9-yl)-1-(((1-methyl-1H-tetrazol-5-yl)oxy)methyl)cyclohex-3-ene-1-carboxylic acid.

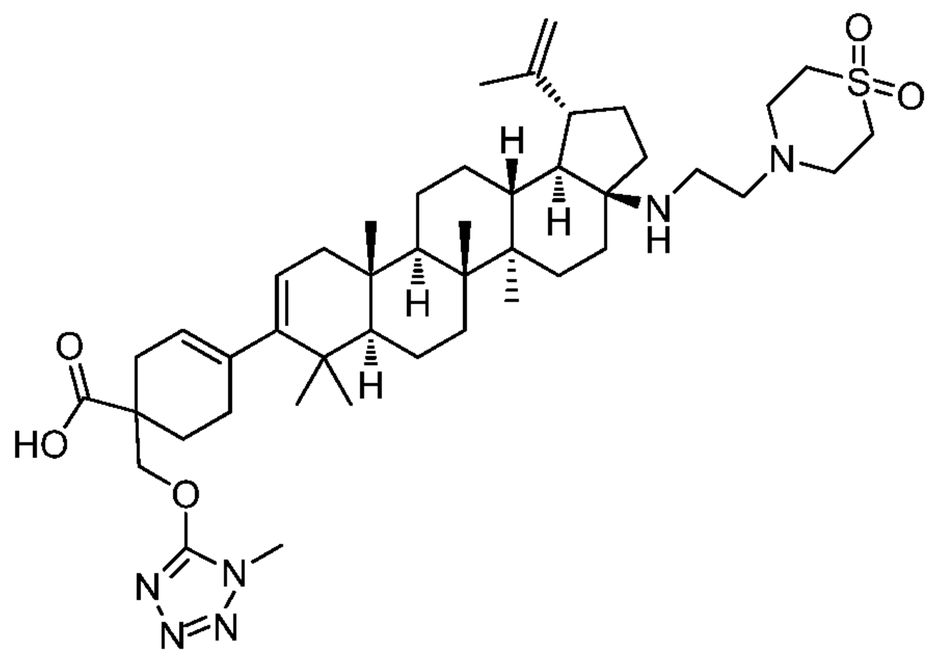

Step 1. Preparation of ethyl 8-(((1-methyl-1H-tetrazol-5-yl)oxy)methyl)-1,4-dioxaspiro[4.5]decane-8-carboxylate.

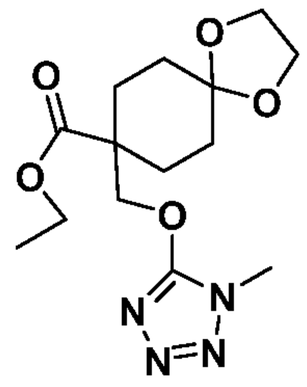

The title compound was prepared in 82 % yield, following the procedure described in general procedure A step 1-A, using 1-methyl-1H-tetrazol-5-ol as reactant. ^{1}H NMR (400MHz, CHLOROFORM-d) δ 4.57 (s, 2H), 4.18 (q, *J*=7.0 Hz, 2H), 3.97 - 3.92 (m, 4H), 3.77 (s, 3H), 2.29 - 2.21 (m, 1H), 2.18 - 2.10 (m, 1H), 1.76 - 1.63 (m, 6H), 1.24 (t, *J*=7.2 Hz, 3H). LC/MS: m/e 327.20 $(M+H)^+$, 2.15 min (LCMS Method 3).

Step 2. Preparation of ethyl 1-(((1-methyl-1H-tetrazol-5-yl)oxy)methyl)-4-oxocyclohexane-1-carboxylate.

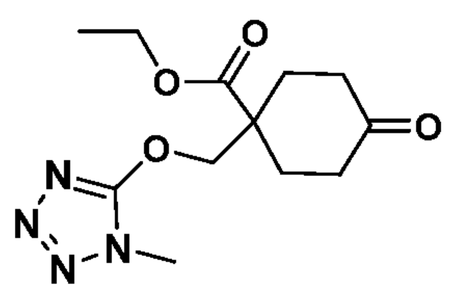

The title compound was prepared in 91 % yield, following the procedure described in general procedure A step 2, using ethyl 8-(((1-methyl-1H-tetrazol-5-yl)oxy)methyl)-1,4-dioxaspiro[4.5]decane-8-carboxylate as reactant. ^{1}H NMR (400MHz, CHLOROFORM-d) δ 4.67 (s, 2H), 4.27 (q, *J*=7.2 Hz, 2H), 3.79 (s, 3H), 2.61 - 2.36 (m, 6H), 1.92 - 1.75 (m, 2H), 1.28 (t, *J*=7.3 Hz, 3H). LC/MS: m/e 283.15 $(M+H)^+$, 3.01 min (LCMS Method 10).

Step 3. Preparation of ethyl 1-(((1-methyl-1H-tetrazol-5-yl)oxy)methyl)-4-(((trifluoromethyl)sulfonyl)oxy)cyclohex-3-ene-1-carboxylate.

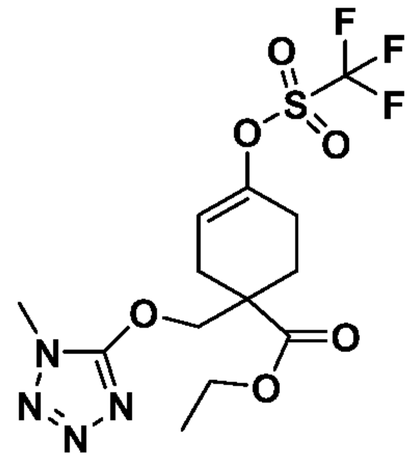

The title compound was prepared in 29 % yield, following the procedure described in general procedure A step 3, using ethyl 1-(((1-methyl-1H-tetrazol-5-yl)oxy)methyl)-4-oxocyclohexanecarboxylate as reactant. ^{1}H NMR (400MHz, CHLOROFORM-d) δ 5.80 - 5.72 (m, 1H), 4.70 - 4.57 (m, 2H), 4.22 - 4.15 (m, 2H), 3.77 (s, 3H), 2.89 - 2.81 (m, 1H), 2.50 - 2.23 (m, 4H), 1.97 - 1.88 (m, 1H), 1.25 (t, *J*=7.2 Hz, 3H). LC/MS: m/e 415.25 $(M+H)^+$, 2.51 min (LCMS Method 3).

Step 4. Preparation of ethyl 1-(((1-methyl-1H-tetrazol-5-yl)oxy)methyl)-4-(4,4,5,5-tetramethyl-1,3,2-dioxaborolan-2-yl)cyclohex-3-ene-1-carboxylate.

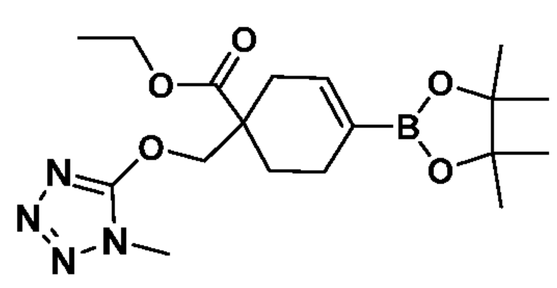

The title compound was prepared in 90 % yield, following the procedure described in general procedure A step 4, using ethyl 1-(((1-methyl-1H-tetrazol-5-yl)oxy)methyl)-4-(((trifluoromethyl)sulfonyl)oxy)cyclohex-3-enecarboxylate as reactant. ^{1}H NMR (400MHz, CHLOROFORM-d) δ 6.54 - 6.40 (m, 1H), 4.64 (d, *J*=9.8 Hz, 1H), 4.56 (d, *J*=9.8 Hz, 1H), 4.17 - 4.10 (m, 2H), 3.74 (s, 3H), 2.72 - 2.63 (m, 1H), 2.34 - 2.11 (m, 3H), 2.00 - 1.92 (m, 1H), 1.88 - 1.80 (m, 1H), 1.23 (s, 12H), 1.21 (t, *J*=7.2 Hz 3H). LC/MS: m/e 393.35 $(M+H)^+$, 4.06 min (LCMS Method 10).

Step 5. Preparation of ethyl 4-((1R,3aS,5aR,5bR,7aR,11aS,11bR,13aR,13bR)-3a-((2-(1,1-dioxidothiomorpholino)ethyl)amino)-5a,5b,8,8,11a-pentamethyl-1-(prop-1-en-2-yl)-2,3,3a,4,5,5a,5b,6,7,7a,8,11,11a,11b,12,13,13a,13b-octadecahydro-1H-

cyclopenta[a]chrysen-9-yl)-1-(((1-methyl-1H-tetrazol-5-yl)oxy)methyl)cyclohex-3-ene-1-carboxylate

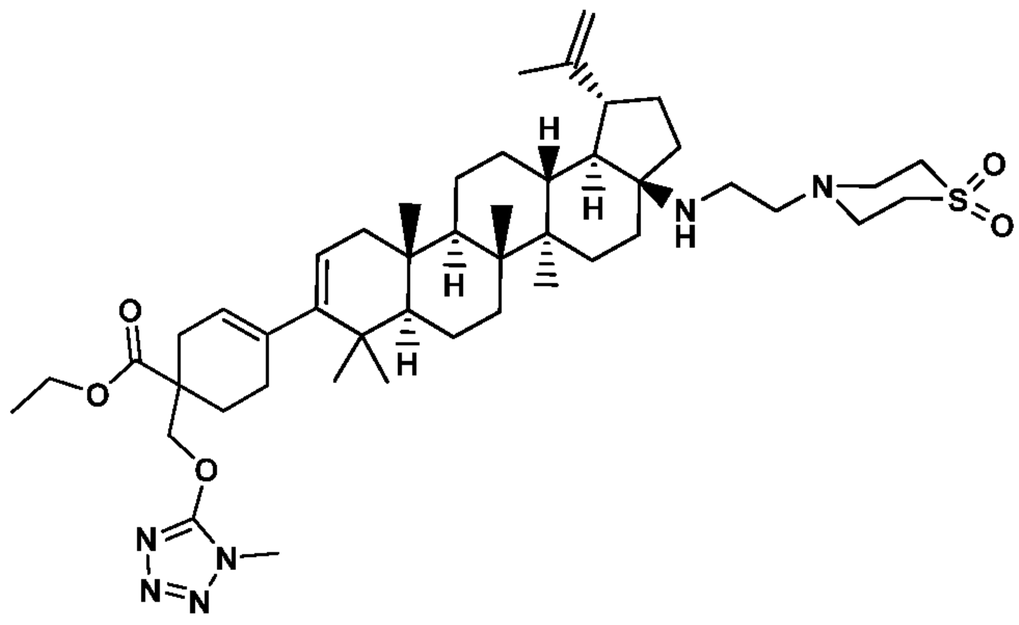

The title compound was prepared in 56 % yield, following the procedure described in general procedure A step 5, using ethyl 1-(((1-methyl-1H-tetrazol-5-yl)oxy)methyl)-4-(4,4,5,5-tetramethyl-1,3,2-dioxaborolan-2-yl)cyclohex-3-enecarboxylate as reactant. ^{1}H NMR (400MHz, CHLOROFORM-d) δ 5.33 (br. s., 1H), 5.17 (d, *J*=5.8 Hz, 1H), 4.70 (d, *J*=2.0 Hz, 1H), 4.58 (d, *J*=1.3 Hz, 1H), 4.20 - 4.10 (m, 4H), 3.75(s, 3H), 3.12 - 2.97 (m, 8H), 2.76 - 2.40 (m, 6H), 2.26 - 0.87 (m, 27H), 1.68 (s, 3H), 1.21 (t, *J*=7.2 Hz, 3H), 1.04 (s, 3H), 0.95 (s, 3H), 0.94 - 0.87 (m, 6H), 0.84 (s, 3H). LC/MS: m/e 835.60 $(M+H)^+$, 2.82 min (LCMS Method 3).

Step 6. 4-((1R,3aS,5aR,5bR,7aR,11aS,11bR,13aR,13bR)-3a-((2-(1,1-dioxidothiomorpholino)ethyl)amino)-5a,5b,8,8,11a-pentamethyl-1-(prop-1-en-2-yl)-2,3,3a,4,5,5a,5b,6,7,7a,8,11,11a,11b,12,13,13a,13b-octadecahydro-1H-cyclopenta[a]chrysen-9-yl)-1-(((1-methyl-1H-tetrazol-5-yl)oxy)methyl)cyclohex-3-ene-1-carboxylic acid was prepared in 74 % yield, following the procedure described in general procedure A step 6, using ethyl 4-((1R,3aS,5aR,5bR,7aR,11aS,11bR,13aR,13bR)-3a-((2-(1,1-dioxidothiomorpholino)ethyl)amino)-5a,5b,8,8,11a-pentamethyl-1-(prop-1-en-2-yl)-2,3,3a,4,5,5a,5b,6,7,7a,8,11,11a,11b,12,13,13a,13b-octadecahydro-1H-cyclopenta[a]chrysen-9-yl)-1-(((1-methyl-1H-tetrazol-5-yl)oxy)methyl)cyclohex-3-enecarboxylate as reactant. ^{1}H NMR (400MHz, CHLOROFORM-d) δ 5.37 (br. s., 1H), 5.20 (t, *J*=6.4 Hz, 1H), 4.79 - 4.61 (m, 4H), 3.79 (s, 2H), 3.26 - 2.98 (m, 10H), 2.82 (d, *J*=9.3 Hz, 4H), 2.76 - 2.55 (m, 1H), 2.33 - 2.11 (m, 1H), 2.08 (s, 3H), 2.11 - 1.82 (m, 8H),

1.70 (s, 3H), 1.65 - 1.37 (m, 10H), 1.36 – 1.22 (m, 4H), 1.16 (s, 3H), 1.11 - 1.01 (m, 2H), 1.03 (s, 3H), 0.98 (s, 1.5H), 0.97 (s, 1.5H), 0.94 (s, 1.5H), 0.93 (s, 1.5H), 0.87 (s, 3H).
LC/MS: m/e 807.60 $(M+H)^+$, 2.90 min (LCMS Method 3).

Example 14

Preparation of 4-((1R,3aS,5aR,5bR,7aR,11aS,11bR,13aR,13bR)-3a-((2-(1,1-dioxidothiomorpholino)ethyl)amino)-5a,5b,8,8,11a-pentamethyl-1-(prop-1-en-2-yl)-2,3,3a,4,5,5a,5b,6,7,7a,8,11,11a,11b,12,13,13a,13b-octadecahydro-1H-cyclopenta[a]chrysen-9-yl)-1-(((5-oxo-4,5-dihydro-1,2,4-thiadiazol-3-yl)oxy)methyl)cyclohex-3-ene-1-carboxylic acid.

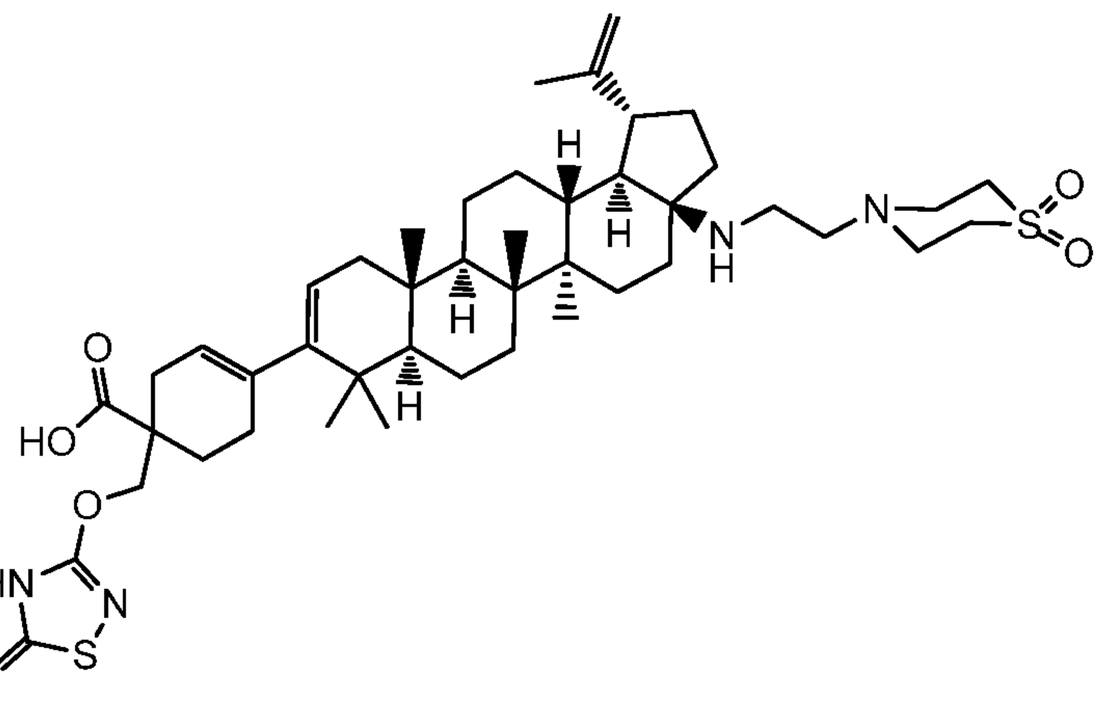

Step 1. Preparation of ethyl 8-(((5-(methylthio)-1,2,4-thiadiazol-3-yl)oxy)methyl)-1,4-dioxaspiro[4.5]decane-8-carboxylate.

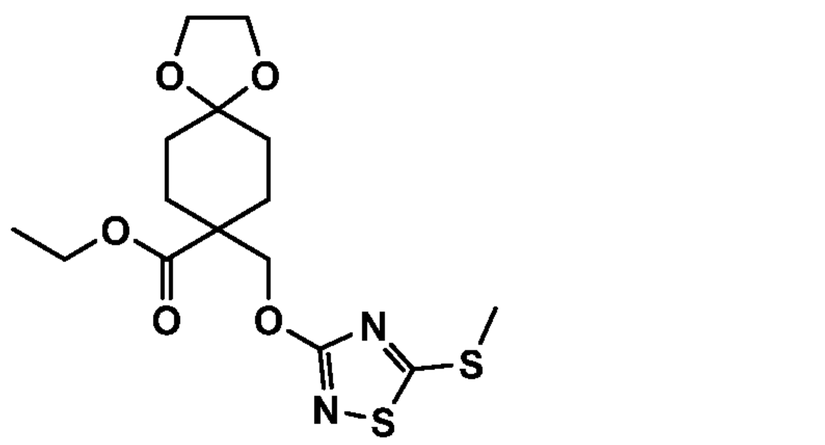

The title compound was prepared in 90 % yield, following the procedure described in general procedure A step 1-A, using 5-(methylthio)-1,2,4-thiadiazol-3-ol as reactant. ^1H

NMR (400MHz, CHLOROFORM-d) δ 4.45 (s, 2H), 4.17 (q, *J*=7.0 Hz, 2H), 3.98 - 3.91 (m, 4H), 2.68 (s, 3H), 2.31 - 2.21 (m, 2H), 1.77 - 1.66 (m, 6H), 1.24 (t, *J*=7.2 Hz, 3H). LC/MS: m/e 375.10 $(M+H)^+$, 2.50 min (LCMS Method 3).

Step 2. Preparation of ethyl 1-(((5-(methylthio)-1,2,4-thiadiazol-3-yl)oxy)methyl)-4-oxocyclohexanecarboxylate.

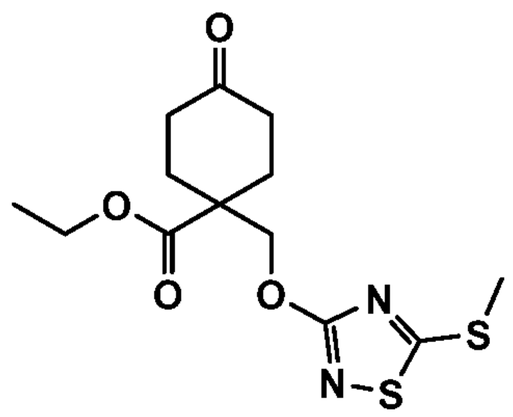

The title compound was prepared in 100 % yield, following the procedure described in general procedure A step 2, using ethyl 8-(((5-(methylthio)-1,2,4-thiadiazol-3-yl)oxy)methyl)-1,4-dioxaspiro[4.5]decane-8-carboxylate as reactant. ^{1}H NMR (400MHz, CHLOROFORM-d) δ 4.53 (s, 2H), 4.25 (q, *J*=7.1 Hz, 2H), 2.69 (s, 3H), 2.58 - 2.48 (m, 4H), 2.44 - 2.35 (m, 2H), 1.96 - 1.86 (m, 2H), 1.28 (t, *J*=7.2 Hz, 3H). LC/MS: m/e 331.05 $(M+H)^+$, 2.32 min (LCMS Method 3).

Step 3. Preparation of ethyl 1-(((5-(methylthio)-1,2,4-thiadiazol-3-yl)oxy)methyl)-4-(((trifluoromethyl)sulfonyl)oxy)cyclohex-3-ene-1-carboxylate.

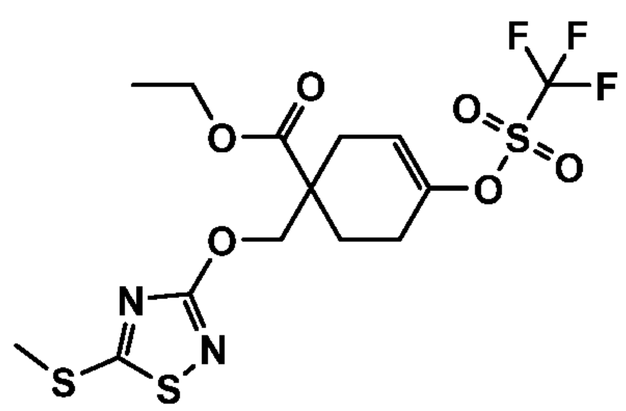

The title compound was prepared in 55 % yield, following the procedure described in general procedure A step 3, using ethyl 1-(((5-(methylthio)-1,2,4-thiadiazol-3-yl)oxy)methyl)-4-oxocyclohexanecarboxylate as reactant. ^{1}H NMR (400MHz,

CHLOROFORM-d) δ 5.74 (td, *J*=3.1, 1.8 Hz, 1H), 4.50 (d, *J*=10.3 Hz, 1H), 4.45 (d, *J*=10.3 Hz, 1H),4.15 (q, *J*=7.0 Hz, 2H), 2.84 - 2.75 (m, 1H), 2.65 (s, 3H), 2.51 - 2.19 (m, 4H), 2.02 - 1.94 (m, 1H), 1.21 (t, *J*=7.2 Hz, 3H).

Step 4. Preparation of ethyl 1-(((5-(methylthio)-1,2,4-thiadiazol-3-yl)oxy)methyl)-4-(4,4,5,5-tetramethyl-1,3,2-dioxaborolan-2-yl)cyclohex-3-enecarboxylate.

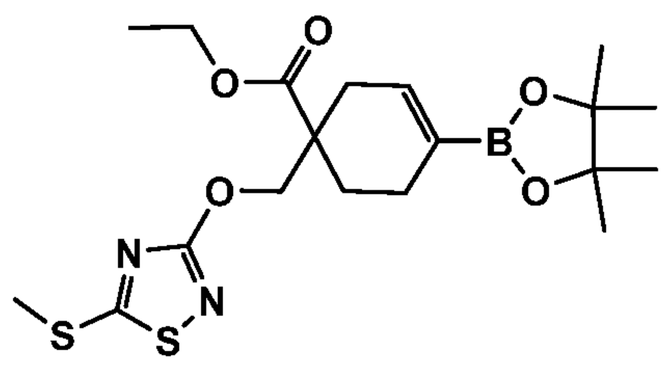

The title compound was prepared in 39 % yield, following the procedure described in general procedure A step 4 for 7 h, using ethyl 1-(((5-(methylthio)-1,2,4-thiadiazol-3-yl)oxy)methyl)-4-(((trifluoromethyl)sulfonyl)oxy)cyclohex-3-enecarboxylate as reactant. ^{1}H NMR (400MHz, CHLOROFORM-d) δ 6.50 (dt, *J*=3.5, 1.8 Hz, 1H), 4.49 (d, *J*=10.0 Hz, 1H), 4.40 (d, *J*=10.0 Hz, 1H), 4.11 (q, *J*=7.0 Hz, 2H), 2.72 - 2.64 (m, 1H), 2.64 (s, 3H), 2.28 - 2.16 (m, 3H), 1.98 - 1.81 (m, 2H), 1.23 (s, 12H), 1.17 (t, *J*=7.2 Hz, 3H). LC/MS: m/e 441.25 $(M+H)^+$, 2.92 min (LCMS Method 3).

Step 5. Preparation of ethyl 4-((1R,3aS,5aR,5bR,7aR,11aS,11bR,13aR,13bR)-3a-((2-(1,1-dioxidothiomorpholino)ethyl)amino)-5a,5b,8,8,11a-pentamethyl-1-(prop-1-en-2-yl)-2,3,3a,4,5,5a,5b,6,7,7a,8,11,11a,11b,12,13,13a,13b-octadecahydro-1H-cyclopenta[a]chrysen-9-yl)-1-(((5-(methylthio)-1,2,4-thiadiazol-3-yl)oxy)methyl)cyclohex-3-enecarboxylate.

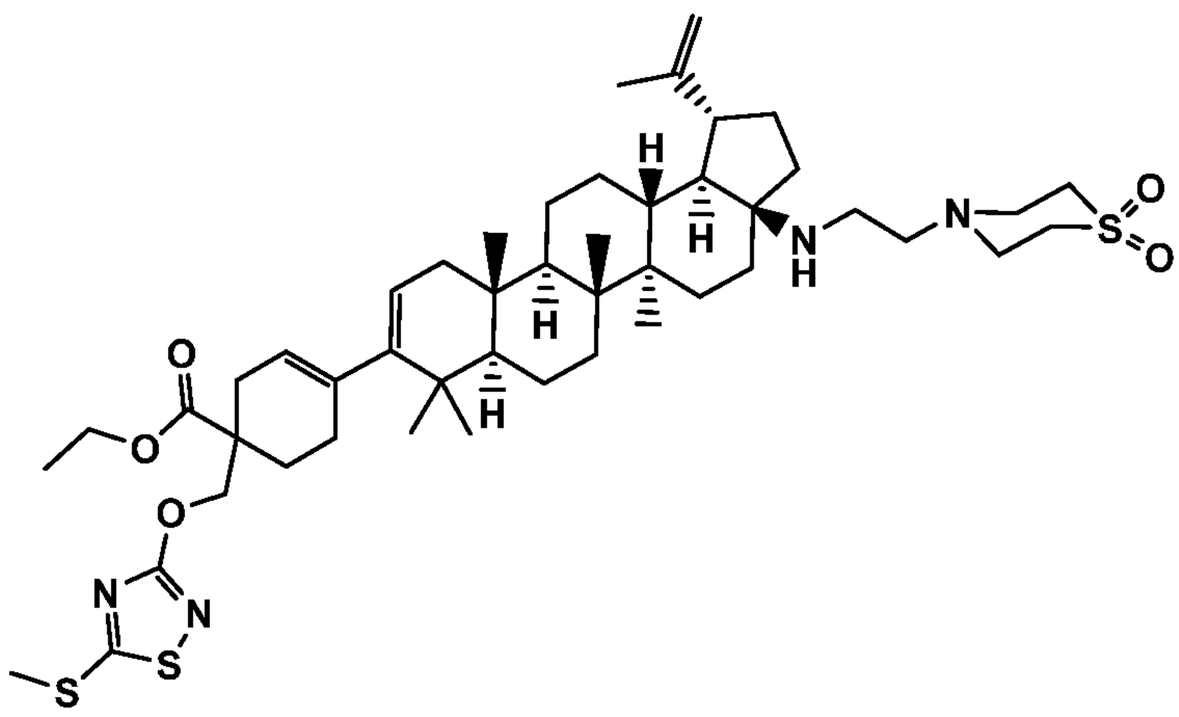

The title compound was prepared, following the procedure described in general procedure A step 5 at 90 °C for 4 h, using ethyl 1-(((5-(methylthio)-1,2,4-thiadiazol-3-yl)oxy)methyl)-4-(4,4,5,5-tetramethyl-1,3,2-dioxaborolan-2-yl)cyclohex-3-enecarboxylate as reactant. LC/MS: m/e 883.55 $(M+H)^+$, 3.11 min (LCMS Method 3).

Step 6. 4-((1R,3aS,5aR,5bR,7aR,11aS,11bR,13aR,13bR)-3a-((2-(1,1-dioxidothiomorpholino)ethyl)amino)-5a,5b,8,8,11a-pentamethyl-1-(prop-1-en-2-yl)-2,3,3a,4,5,5a,5b,6,7,7a,8,11,11a,11b,12,13,13a,13b-octadecahydro-1H-cyclopenta[a]chrysen-9-yl)-1-(((5-oxo-4,5-dihydro-1,2,4-thiadiazol-3-yl)oxy)methyl)cyclohex-3-ene-1-carboxylic acid was prepared in 10 % yield, following the procedure described in general procedure A step 6, using ethyl 4-((1R,3aS,5aR,5bR,7aR,11aS,11bR,13aR,13bR)-3a-((2-(1,1-dioxidothiomorpholino)ethyl)amino)-5a,5b,8,8,11a-pentamethyl-1-(prop-1-en-2-yl)-2,3,3a,4,5,5a,5b,6,7,7a,8,11,11a,11b,12,13,13a,13b-octadecahydro-1H-cyclopenta[a]chrysen-9-yl)-1-(((5-(methylthio)-1,2,4-thiadiazol-3-yl)oxy)methyl)cyclohex-3-enecarboxylate as reactant. ^{1}H NMR (400MHz, CHLOROFORM-d) δ 4.80 (s, 1H), 4.76 - 4.69 (m, 1H), 4.60 -4.50 (m, 2H), 3.35 - 3.01 (m, 10H), 3.01 - 2.78 (m, 4H), 2.67 - 2.51 (m, 4H), 2.51 - 2.36 (m, 5H), 2.36 - 2.14 (m, 2H), 1.81 - 1.75 (m, 2H), 1.72 (s, 3H), 1.75 - 1.68 (m, 2H), 1.68 - 1.34 (m, 11H), 1.27 (s, 3H), 1.26 (s, 3H), 1.20 (s, 3H), 1.08 (s, 3H), 1.13 – 1.03 (m, 4H), 0.94 (s, 3H). LC/MS: m/e 825.50 $(M+H)^+$, 2.78 min (LCMS Method 3).

Example 15

Preparation of 4-((1R,3aS,5aR,5bR,7aR,11aS,11bR,13aR,13bR)-3a-((2-(1,1-dioxidothiomorpholino)ethyl)amino)-5a,5b,8,8,11a-pentamethyl-1-(prop-1-en-2-yl)-2,3,3a,4,5,5a,5b,6,7,7a,8,11,11a,11b,12,13,13a,13b-octadecahydro-1H-cyclopenta[a]chrysen-9-yl)-1-((thiazol-2-yloxy)methyl)cyclohex-3-ene-1-carboxylic acid.

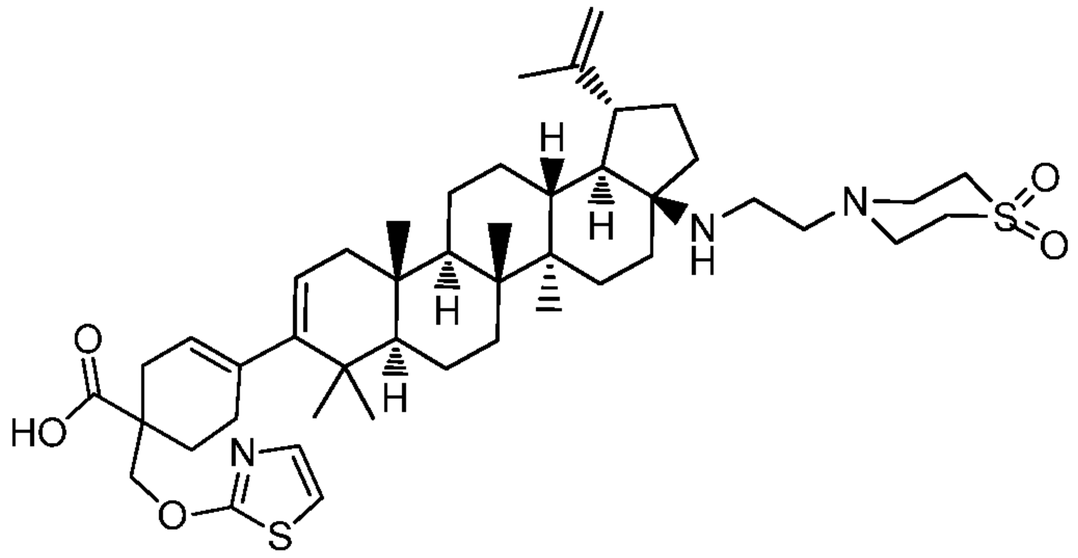

Step 1: Preparation of ethyl 8-((thiazol-2-yloxy)methyl)-1,4-dioxaspiro[4.5]decane-8-carboxylate.

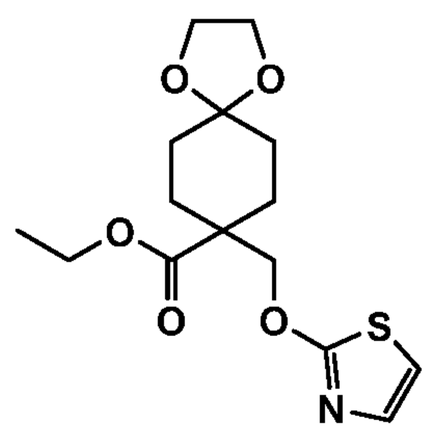

The title compound was prepared in 35 % yield, following the procedure described in general procedure A step 1-A, using thiazol-2-ol as reactant. ^{1}H NMR (400MHz, CHLOROFORM-d) δ 6.39 (d, *J*=5.5 Hz, 1H), 6.03 (d, *J*=5.3 Hz, 1H), 4.09 (q, *J*=7.3 Hz, 2H), 3.86 (s, 4H), 3.76 (s, 2H), 2.11 - 2.03 (m, 2H), 1.68 - 1.46 (m, 6H), 1.20 (t, *J*=7.2 Hz, 3H). LC/MS *m/z* 328.10 $(M+H)^+$, 2.09 min (LCMS Method 3).

Step 2. Preparation of ethyl 4-oxo-1-((thiazol-2-yloxy)methyl)cyclohexane-1-carboxylate.

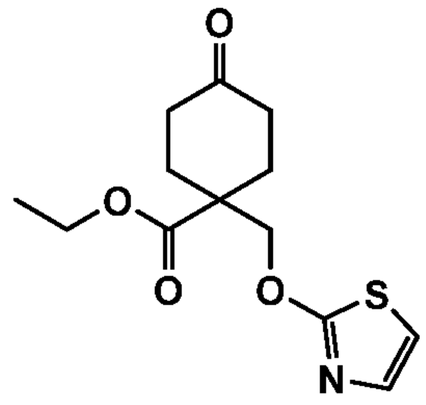

The title compound was prepared in 80 % yield, following the procedure described in general procedure A step 2, using ethyl 8-((thiazol-2-yloxy)methyl)-1,4-dioxaspiro[4.5]decane-8-carboxylate as reactant. ^{1}H NMR (400MHz, CHLOROFORM-d) □ 6.47 (d, *J*=5.5 Hz, 1H), 6.13 (d, *J*=5.5 Hz, 1H), 4.28 (q, *J*=7.0 Hz, 2H), 3.97 (s, 2H), 2.55 - 2.35 (m, 6H), 1.89 - 1.77 (m, 2H), 1.34 (t, *J*=7.2 Hz, 3H). MS *m/z* 284.20 $(M+H)^+$, 1.72 min (LCMS Method 3).

Step 3. Preparation of ethyl 1-((thiazol-2-yloxy)methyl)-4-(((trifluoromethyl)sulfonyl)oxy)cyclohex-3-ene-1-carboxylate.

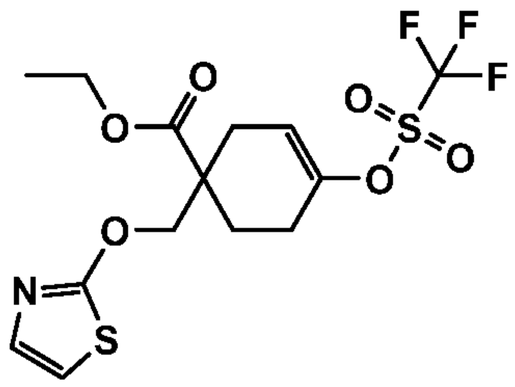

The title compound was prepared in 22 % yield as an oil, following the procedure described in general procedure A step 3, using ethyl 4-oxo-1-((thiazol-2-yloxy)methyl)cyclohexane-1-carboxylate as reactant. ^{1}H NMR (400MHz, CHLOROFORM-d) δ 6.43 (d, *J*=5.5 Hz, 1H), 6.11 (d, *J*=5.3 Hz, 1H), 5.73 (td, *J*=3.4, 1.5 Hz, 1H), 4.16 (qd, *J*=7.2, 2.6 Hz, 2H), 3.90 (s, 2H), 2.74 - 2.64 (m, 1H), 2.45 - 2.39 (m, 2H), 2.33 - 2.20 (m, 2H), 1.85 - 1.76 (m, 1H), 1.25 (t, *J*=7.2 Hz, 3H). MS *m/z* 416.20 $(M+H)^+$, 2.75 min (LCMS Method 3).

Step 4. Preparation of ethyl 4-(4,4,5,5-tetramethyl-1,3,2-dioxaborolan-2-yl)-1-((thiazol-2-yloxy)methyl)cyclohex-3-ene-1-carboxylate.

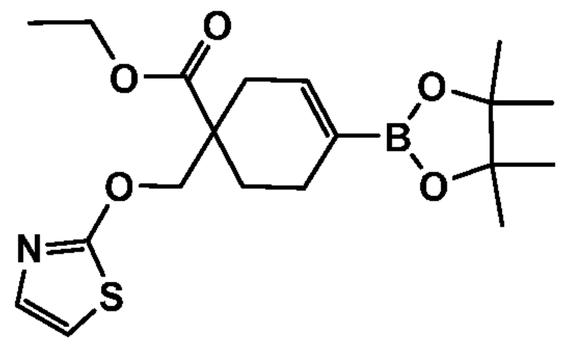

The title compound was prepared in 71 % yield, following the procedure described in general procedure A step 4, using ethyl 1-((thiazol-2-yloxy)methyl)-4-(((trifluoromethyl)sulfonyl)oxy)cyclohex-3-enecarboxylate as reactant. ^{1}H NMR (400MHz, CHLOROFORM-d) δ 6.49 - 6.46 (m, 1H), 6.45 (d, *J*=5.3 Hz, 1H), 6.06 (d, *J*=5.3 Hz, 1H), 4.12 (qd, *J*=7.2, 2.6 Hz, 2H), 3.86 (s, 2H), 2.63 - 2.54 (m, 1H), 2.31 - 1.99 (m, 4H), 1.60 (ddd, *J*=13.0, 9.0, 5.6 Hz, 1H), 1.23 (s, 12H), 1.22 (t, *J*=7.2 Hz, 3H). MS *m/z* 394.30 $(M+H)^+$, 2.65 min (LCMS Method 3).

Step 5. Preparation of ethyl 4-((1R,3aS,5aR,5bR,7aR,11aS,11bR,13aR,13bR)-3a-((2-(1,1-dioxidothiomorpholino)ethyl)amino)-5a,5b,8,8,11a-pentamethyl-1-(prop-1-en-2-yl)-2,3,3a,4,5,5a,5b,6,7,7a,8,11,11a,11b,12,13,13a,13b-octadecahydro-1H-cyclopenta[a]chrysen-9-yl)-1-((thiazol-2-yloxy)methyl)cyclohex-3-enecarboxylate.

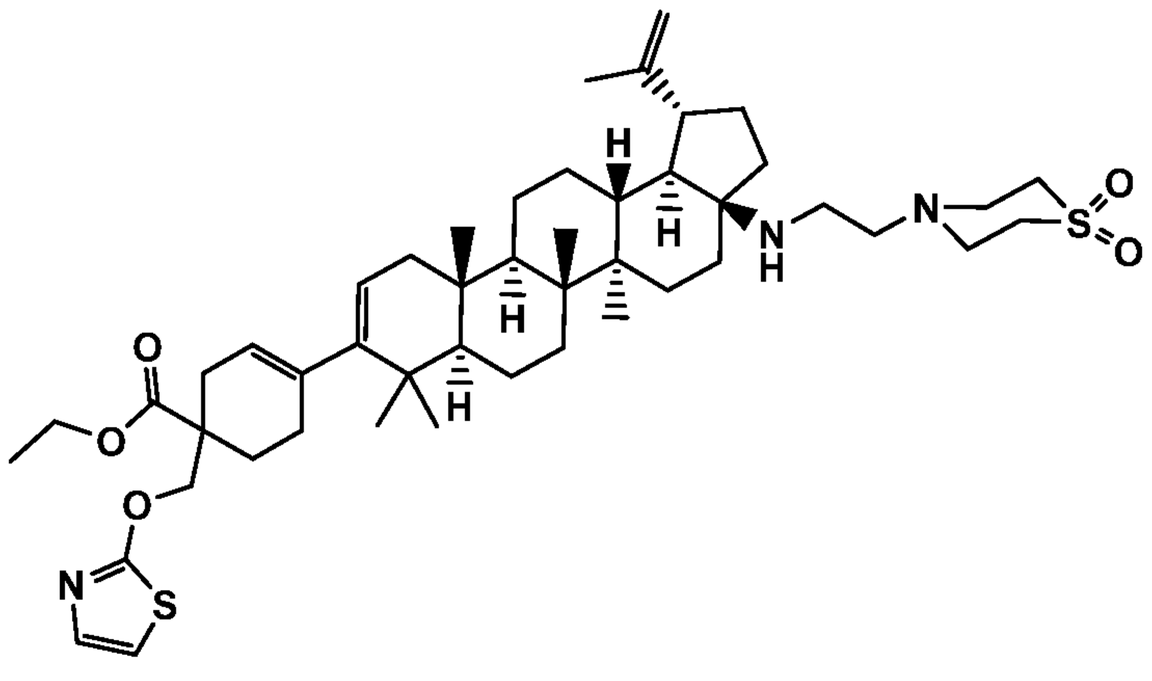

The title compound was prepared in 30 % yield as a solid, following the procedure described in general procedure A step 5, using (1R,3aS,5aR,5bR,7aR,11aR,11bR,13aR,13bR)-3a-((2-(1,1-dioxidothiomorpholino)ethyl)amino)-5a,5b,8,8,11a-pentamethyl-1-(prop-1-en-2-yl)-

2,3,3a,4,5,5a,5b,6,7,7a,8,11,11a,11b,12,13,13a,13b-octadecahydro-1H-cyclopenta[a]chrysen-9-yl trifluoromethanesulfonate and ethyl 4-(4,4,5,5-tetramethyl-1,3,2-dioxaborolan-2-yl)-1-((thiazol-2-yloxy)methyl)cyclohex-3-enecarboxylate as reactants. ^{1}H NMR (400MHz, CHLOROFORM-d) δ 6.46 (d, *J*=5.5 Hz, 1H), 6.06 (d, *J*=5.3 Hz, 1H), 5.30 (br. s., 1H), 5.18 - 5.13 (m, 1H), 4.70 (d, *J*=2.0 Hz, 1H), 4.58 (s, 1H), 4.11 (q, *J*=7.3 Hz, 2H), 3.96 - 3.84 (m, 2H), 3.11 - 2.97 (m, 8H), 2.74 - 2.42 (m, 6H), 2.22 - 0.85 (m, 27H), 1.67 (s, 3H), 1.25 (t, *J*=7.2 Hz, 3H), 1.04 (s, 3H), 0.94 (s, 3H), 0.93 - 0.86 (m, 6H), 0.83 (s, 3H). MS *m/z* 836.65 $(M+H)^+$, 2.98 min (LCMS Method 3).

Step 6. 4-((1R,3aS,5aR,5bR,7aR,11aS,11bR,13aR,13bR)-3a-((2-(1,1-dioxidothiomorpholino)ethyl)amino)-5a,5b,8,8,11a-pentamethyl-1-(prop-1-en-2-yl)-2,3,3a,4,5,5a,5b,6,7,7a,8,11,11a,11b,12,13,13a,13b-octadecahydro-1H-cyclopenta[a]chrysen-9-yl)-1-((thiazol-2-yloxy)methyl)cyclohex-3-ene-1-carboxylic acid was prepared in 68 % yield as a solid, following the procedure described in general procedure A step 6, using ethyl 4-((1R,3aS,5aR,5bR,7aR,11aS,11bR,13aR,13bR)-3a-((2-(1,1-dioxidothiomorpholino)ethyl)amino)-5a,5b,8,8,11a-pentamethyl-1-(prop-1-en-2-yl)-2,3,3a,4,5,5a,5b,6,7,7a,8,11,11a,11b,12,13,13a,13b-octadecahydro-1H-cyclopenta[a]chrysen-9-yl)-1-((thiazol-2-yloxy)methyl)cyclohex-3-enecarboxylate as reactant. ^{1}H NMR (400MHz, CHLOROFORM-d) δ 6.70 (d, *J*=5.5 Hz, 1H), 6.08 (d, *J*=5.5 Hz, 1H), 5.42 - 5.28 (m, 1H), 5.20 (dd, *J*=16.2, 4.9 Hz, 1H), 4.78 (s, 1H), 4.69 (s, 1H), 4.19 - 4.01 (m, 1H), 4.02 - 3.85 (m, 1H), 3.29 (d, *J*=15.8 Hz, 1H), 3.24 - 2.95 (m, 7H), 2.85 (d, *J*=10.8 Hz, 2H), 2.61 (d, *J*=16.6 Hz, 1H), 2.43 (d, *J*=15.1 Hz, 1H), 2.31 - 2.12 (m, 8H), 2.12 - 1.85 (m, 6H), 1.85 - 1.75 (m, 1H), 1.70 (s, 3H), 1.75 - 1.60 (m, 2H), 1.59 - 1.21 (m, 12H), 1.17 (s, 3H), 1.13 - 1.01 (m, 2H), 1.04 (s, 3H), 0.98 (s, 3H), 0.96 (s, 3H), 0.86 (s, 3H). LC/MS: m/e 808.55 $(M+H)^+$, 1.832 min (LCMS Method 3).

Example 16

Preparation of 4-((1R,3aS,5aR,5bR,7aR,11aS,11bR,13aR,13bR)-3a-((2-(1,1-dioxidothiomorpholino)ethyl)amino)-5a,5b,8,8,11a-pentamethyl-1-(prop-1-en-2-yl)-2,3,3a,4,5,5a,5b,6,7,7a,8,11,11a,11b,12,13,13a,13b-octadecahydro-1H-cyclopenta[a]chrysen-9-yl)-1-(((1-phenyl-1H-1,2,3-triazol-5-yl)oxy)methyl)cyclohex-3-ene-1-carboxylic acid.

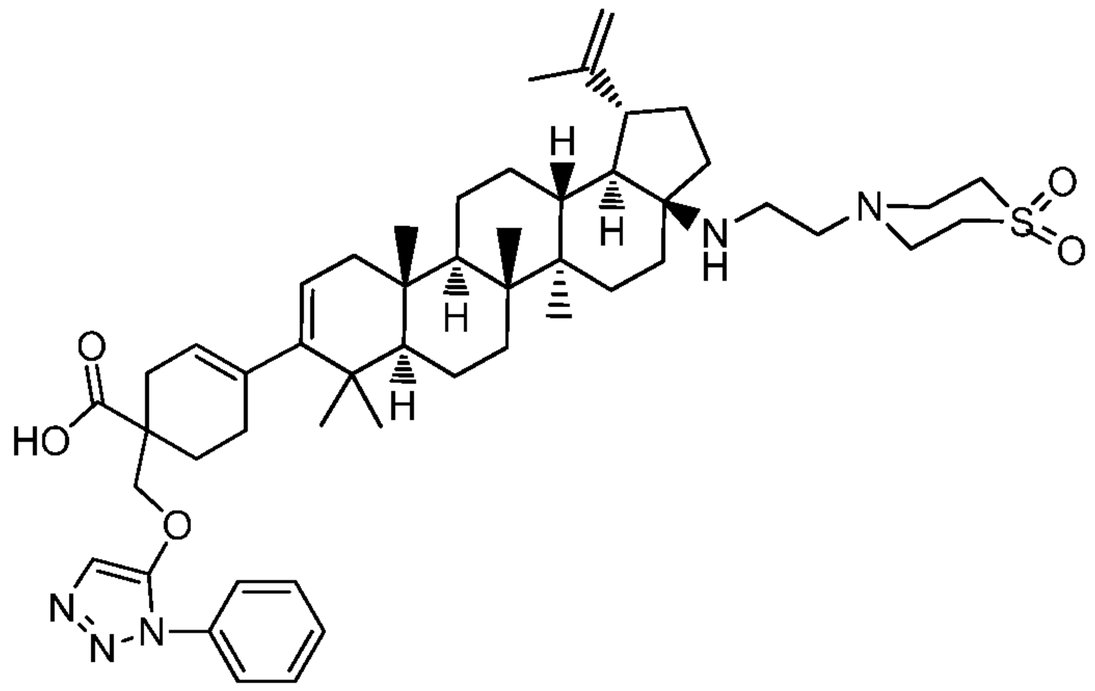

Step 1. Preparation of ethyl 8-(((1-phenyl-1H-1,2,3-triazol-5-yl)oxy)methyl)-1,4-dioxaspiro[4.5]decane-8-carboxylate.

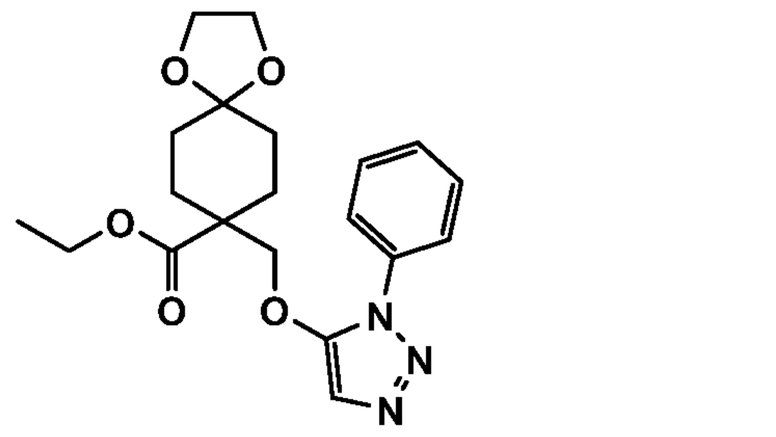

The title compound was prepared following the procedure described in general procedure A step 1-A, using 1-phenyl-1H-1,2,3-triazol-5-ol as reactant. This material was carried forward to the next step without purification. LC/MS: m/e 388.20 $(M+H)^+$, 2.32 min (LCMS Method 3).

Step 2. Preparation of ethyl 4-oxo-1-(((1-phenyl-1H-1,2,3-triazol-5-yl)oxy)methyl)cyclohexanecarboxylate.

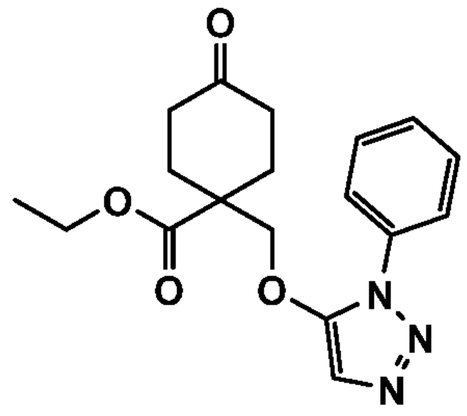

The title compound was prepared in 9 % yield, following the procedure described in general procedure A step 2, using ethyl 8-(((1-phenyl-1H-1,2,3-triazol-5-yl)oxy)methyl)-1,4-dioxaspiro[4.5]decane-8-carboxylate as reactant. ^{1}H NMR (400MHz, CHLOROFORM-d) δ 7.66 - 7.59 (m, 2H), 7.53 - 7.45 (m, 1H), 7.45 - 7.36 (m, 2H), 7.20 (s, 1H), 4.22 (s, 2H), 4.15 (q, *J*=7.1 Hz, 2H), 2.53 - 2.42 (m, 4H), 2.40 - 2.30 (m, 2H), 1.83 - 1.71 (m, 2H), 1.15 (t, *J*=7.2 Hz, 3H). LC/MS: m/e 388.20 $(M+H)^+$, 2.32 min (LCMS Method 3).

Step 3. Preparation of ethyl 1-(((1-phenyl-1H-1,2,3-triazol-5-yl)oxy)methyl)-4-(((trifluoromethyl)sulfonyl)oxy)cyclohex-3-enecarboxylate.

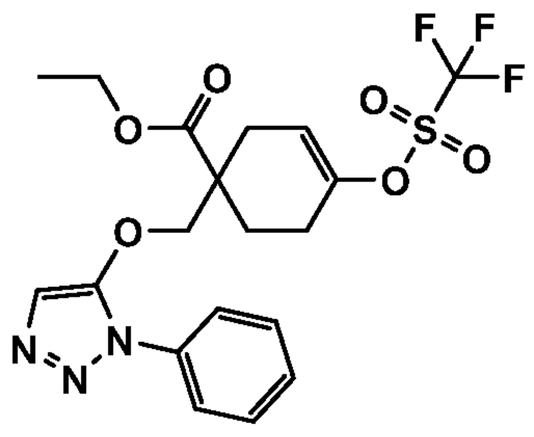

The title compound was prepared in 144 % yield, following the procedure described in general procedure A step 3, using ethyl 4-oxo-1-(((1-phenyl-1H-1,2,3-triazol-5-yl)oxy)methyl)cyclohexanecarboxylate as reactant. ^{1}H NMR (400MHz, CHLOROFORM-d) δ 7.69 - 7.63 (m, 2H), 7.54 - 7.48 (m, 2H), 7.46 - 7.40 (m, 1H), 7.22 (s, 1H), 5.80 - 5.75 (m, 1H), 4.29 (d, *J*=9.0 Hz, 1H), 4.22 (d, *J*=8.8 Hz, 1H), 4.17 - 4.11 (m, 2H), 2.87 - 2.79 (m, 1H), 2.56 - 2.44 (m, 1H), 2.42 - 2.22 (m, 3H), 1.97 - 1.89 (m, 1H), 1.17 (t, *J*=7.2 Hz, 3H). LC/MS: m/e 476.25 $(M+H)^+$, 2.65 min (LCMS Method 3).

Step 4. Preparation of ethyl 1-(((1-phenyl-1H-1,2,3-triazol-5-yl)oxy)methyl)-4-(4,4,5,5-tetramethyl-1,3,2-dioxaborolan-2-yl)cyclohex-3-enecarboxylate.

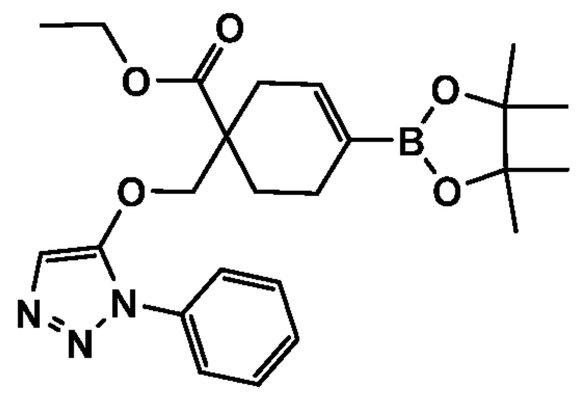

The title compound was prepared in 91 % yield as an oil, following the procedure described in general procedure A step 4, using ethyl 1-(((1-phenyl-1H-1,2,3-triazol-5-yl)oxy)methyl)-4-(((trifluoromethyl)sulfonyl)oxy)cyclohex-3-enecarboxylate as reactant. ^{1}H NMR (400MHz, CHLOROFORM-d) δ 7.68 - 7.63 (m, 2H), 7.50 - 7.43 (m, 2H), 7.41 - 7.35 (m, 1H), 7.19 (s, 1H), 6.49 (dt, *J*=3.5, 1.8 Hz, 1H), 4.25 (d, *J*=8.8 Hz, 1H), 4.19 (d, *J*=8.8 Hz, 1H), 4.08 (qd, *J*=7.1, 1.0 Hz, 2H), 2.69 - 2.60 (m, 1H), 2.28 - 2.05 (m, 3H), 1.98 - 1.90 (m, 1H), 1.88 - 1.81 (m, 1H), 1.23 (s, 12H), 1.12 (t, *J*=7.2 Hz, 3H). LC/MS: m/e 454.35 $(M+H)^+$, 2.63 min (LCMS Method 3).

Step 4. Preparation of ethyl 4-((1R,3aS,5aR,5bR,7aR,11aS,11bR,13aR,13bR)-3a-((2-(1,1-dioxidothiomorpholino)ethyl)amino)-5a,5b,8,8,11a-pentamethyl-1-(prop-1-en-2-yl)-2,3,3a,4,5,5a,5b,6,7,7a,8,11,11a,11b,12,13,13a,13b-octadecahydro-1H-cyclopenta[a]chrysen-9-yl)-1-(((1-phenyl-1H-1,2,3-triazol-5-yl)oxy)methyl)cyclohex-3-enecarboxylate.

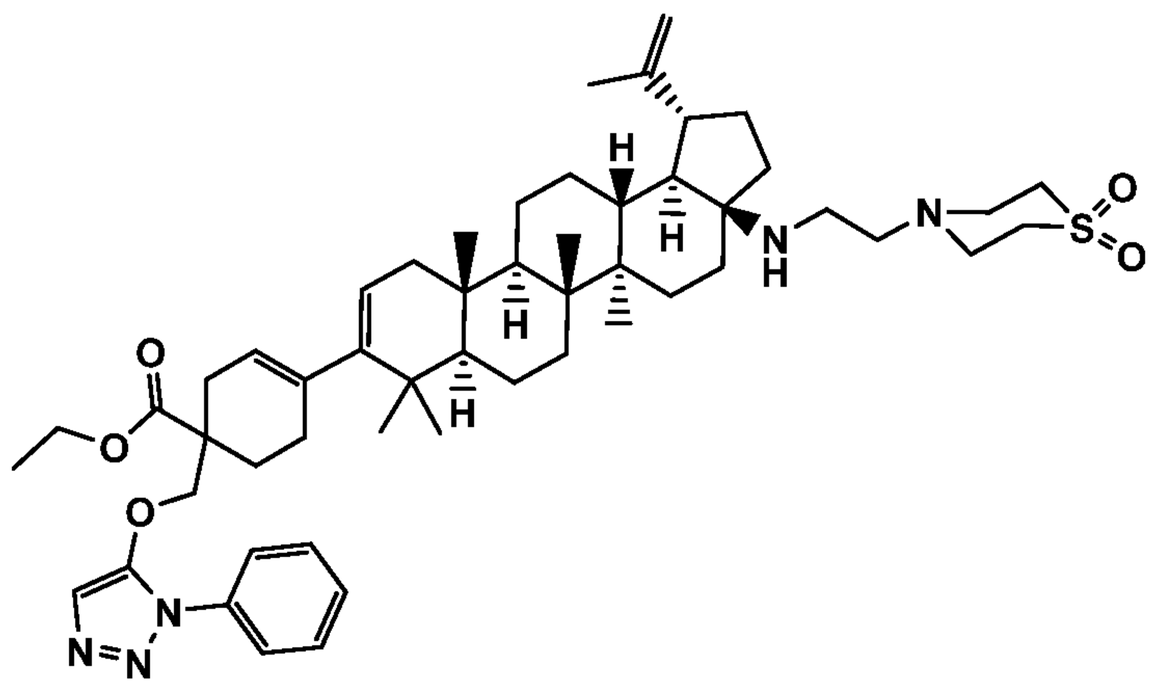

4-((1R,3aS,5aR,5bR,7aR,11aS,11bR,13aR,13bR)-3a-((2-(1,1-dioxidothiomorpholino)ethyl)amino)-5a,5b,8,8,11a-pentamethyl-1-(prop-1-en-2-yl)-2,3,3a,4,5,5a,5b,6,7,7a,8,11,11a,11b,12,13,13a,13b-octadecahydro-1H-cyclopenta[a]chrysen-9-yl)-1-(((1-phenyl-1H-1,2,3-triazol-5-yl)oxy)methyl)cyclohex-3-ene-1-carboxylic acid was prepared in 58 % yield as a solid, following the procedure described in general procedure A step 5, using ethyl 1-(((1-phenyl-1H-1,2,3-triazol-5-yl)oxy)methyl)-4-(4,4,5,5-tetramethyl-1,3,2-dioxaborolan-2-yl)cyclohex-3-enecarboxylate as reactant. ^{1}H NMR (400MHz, CHLOROFORM-d) δ 7.71 - 7.65 (m, 2H), 7.51 - 7.44 (m, 2H), 7.41 - 7.35 (m, 1H), 7.19 (s, 1H), 5.32 (br. s., 1H), 5.15 (d, *J*=4.8 Hz, 1H), 4.68 (d, *J*=2.0 Hz, 1H), 4.57 (s, 1H), 4.30 - 4.20 (m, 2H), 4.09 (q, *J*=7.3 Hz, 2H), 3.09 - 2.96 (m, 8H), 2.71 - 2.38 (m, 6H), 2.25 - 0.86 (m, 27H), 1.66 (s, 3H), 1.14 (t, *J*=7.2 Hz, 3H), 1.03 (s, 3H), 0.94 (s, 3H), 0.93 - 0.87 (m, 6H), 0.83 (s, 3H).

Step 6. The title compound was prepared in 20% yield as a solid, following the procedure described in general procedure A step 5, using ethyl 4-((1R,3aS,5aR,5bR,7aR,11aS,11bR,13aR,13bR)-3a-((2-(1,1-dioxidothiomorpholino)ethyl)amino)-5a,5b,8,8,11a-pentamethyl-1-(prop-1-en-2-yl)-2,3,3a,4,5,5a,5b,6,7,7a,8,11,11a,11b,12,13,13a,13b-octadecahydro-1H-cyclopenta[a]chrysen-9-yl)-1-(((1-phenyl-1H-1,2,3-triazol-5-yl)oxy)methyl)cyclohex-3-enecarboxylate as reactant. ^{1}H NMR (400MHz, CHLOROFORM-d) δ 7.79 - 7.70 (m, 2H), 7.53 - 7.46 (m, 2H), 7.43 - 7.37 (m, 1H), 7.26 - 7.22 (m, 1H), 5.36 (br. s., 1H), 5.18 (t, *J*=5.5 Hz, 1H), 4.70 (s, 1H), 4.61 (s, 1H), 4.38 - 4.23 (m, 2H), 3.09 - 2.92 (m, 8H), 2.90 – 2.80 (m, 2H), 2.78 - 2.54 (m, 4H), 2.31 - 2.10 (m, 4H), 2.04 - 1.80 (m, 6H), 1.73 (d, *J*=11.3 Hz, 1H), 1.67 (s, 3H), 1.54 (d, *J*=17.8 Hz, 3H), 1.49 - 1.35 (m, 6H), 1.35 - 1.15 (m, 5H), 1.11 (s, 3H), 1.14 - 1.02 (m, 2H), 1.00 (s, 3H), 0.97 – 0.94 (m, 1H), 0.96 (s, 3H), 0.93 - 0.92 (m, 3H), 0.85 (s, 3H). LC/MS: m/e 868.65 $(M+H)^+$, 2.83 min (LCMS Method 3).

Example 17

Preparation of 4-((1R,3aS,5aR,5bR,7aR,11aS,11bR,13aR,13bR)-3a-((2-(1,1-dioxidothiomorpholino)ethyl)amino)-5a,5b,8,8,11a-pentamethyl-1-(prop-1-en-2-yl)-2,3,3a,4,5,5a,5b,6,7,7a,8,11,11a,11b,12,13,13a,13b-octadecahydro-1H-

cyclopenta[a]chrysen-9-yl)-1-(((1-isopropyl-1H-1,2,3-triazol-5-yl)oxy)methyl)cyclohex-3-ene-1-carboxylic acid.

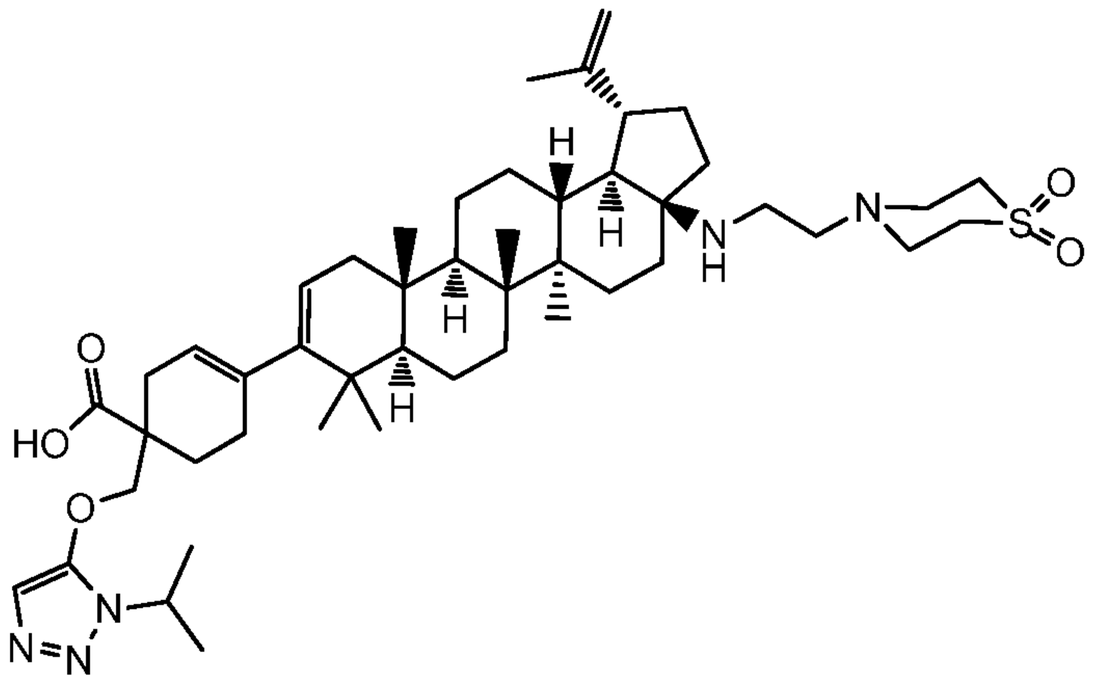

Step 1. Preparation of ethyl 8-(((1-isopropyl-1H-1,2,3-triazol-5-yl)oxy)methyl)-1,4-dioxaspiro[4.5]decane-8-carboxylate.

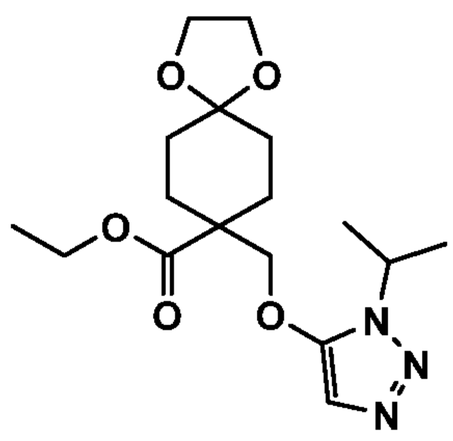

The title compound was prepared in 43 % yield as a semi-solid, following the procedure described in general procedure A step 1-B at 105 °C, using 1-isopropyl-1H-1,2,3-triazol-5-ol as reactant. ^{1}H NMR (400MHz, CHLOROFORM-d) δ 7.06 (s, 1H), 4.59 (spt, *J*=6.8 Hz, 1H), 4.18 (q, *J*=7.2 Hz, 2H), 4.08 (s, 2H), 4.00 - 3.91 (m, 4H), 2.33 - 2.24 (m, 2H), 1.76 - 1.65 (m, 6H), 1.51 (d, *J*=6.8 Hz, 6H), 1.24 (t, *J*=7.2 Hz, 3H). LC/MS: m/e 354.30 $(M+H)^+$, 3.33 min (LCMS Method 11).

Step 2. Preparation of ethyl 1-(((1-isopropyl-1H-1,2,3-triazol-5-yl)oxy)methyl)-4-oxocyclohexane-1-carboxylate.

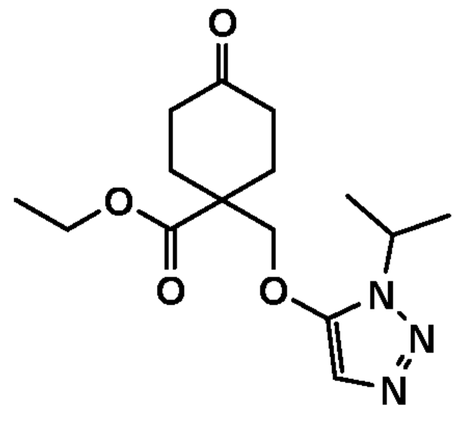

The title compound was prepared in 91 % yield as an oil, following the procedure described in general procedure A step 2, using ethyl 8-(((1-isopropyl-1H-1,2,3-triazol-5-yl)oxy)methyl)-1,4-dioxaspiro[4.5]decane-8-carboxylate as reactant. ^{1}H NMR (400MHz, CHLOROFORM-d) δ 7.02 (s, 1H), 4.50 (spt, *J*=6.8 Hz, 1H), 4.17 (q, *J*=7.0 Hz, 2H), 4.11 (s, 2H), 2.52 - 2.40 (m, 4H), 2.38 - 2.28 (m, 2H), 1.82 - 1.71 (m, 2H), 1.43 (d, *J*=7.0 Hz, 6H), 1.19 (t, *J*=7.2 Hz, 3H). LC/MS: m/e 354.30 $(M+H)^+$, 1.96 min (LCMS Method 3).

Step 3. Preparation of ethyl 1-(((1-isopropyl-1H-1,2,3-triazol-5-yl)oxy)methyl)-4-(((trifluoromethyl)sulfonyl)oxy)cyclohex-3-enecarboxylate.

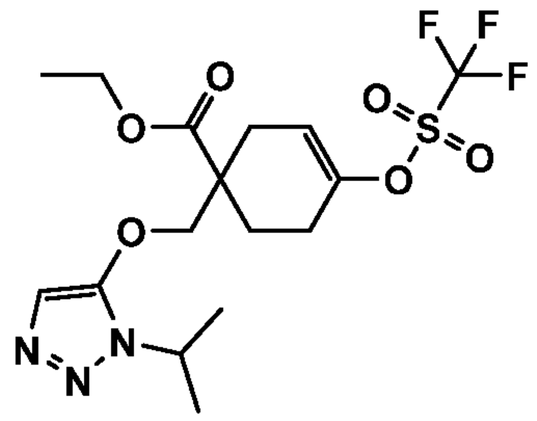

The title compound was prepared in 97 % yield as an oil, following the procedure described in general procedure A step 3, using ethyl 1-(((1-isopropyl-1H-1,2,3-triazol-5-yl)oxy)methyl)-4-oxocyclohexanecarboxylate as reactant. ^{1}H NMR (400MHz, CHLOROFORM-d) δ 7.04 (s, 1H), 5.79 - 5.73 (m, 1H), 4.53 (spt, *J*=6.8 Hz, 1H), 4.19 - 4.04 (m, 4H), 2.88 - 2.76 (m, 1H), 2.55 - 2.21 (m, 4H), 1.92 (ddd, *J*=13.7, 7.9, 6.3 Hz, 1H), 1.47 (d, *J*=6.8 Hz, 6H), 1.20 (t, *J*=7.2 Hz, 3H). ^{19}F NMR (376MHz, CHLOROFORM-d) □ -73.94 (s, 3F). LC/MS: m/e 442.20 $(M+H)^+$, 2.64 min (LCMS Method 3).

Step 4. Preparation of ethyl 1-(((1-isopropyl-1H-1,2,3-triazol-5-yl)oxy)methyl)-4-(4,4,5,5-tetramethyl-1,3,2-dioxaborolan-2-yl)cyclohex-3-enecarboxylate.

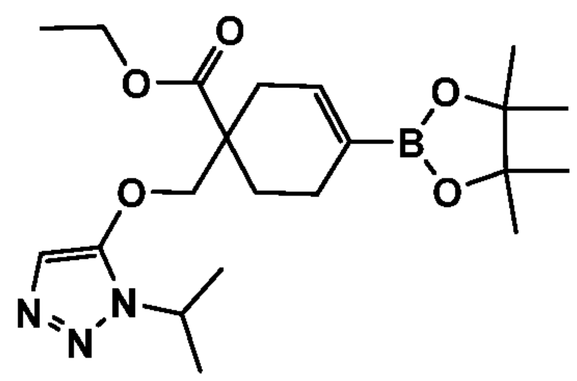

The title compound was prepared in 100 % yield, following the procedure described in general procedure A step 4, using ethyl 1-(((1-isopropyl-1H-1,2,3-triazol-5-yl)oxy)methyl)-4-(((trifluoromethyl)sulfonyl)oxy)cyclohex-3-enecarboxylate as reactant. ^{1}H NMR (400MHz, CHLOROFORM-d) δ 7.02 (s, 1H), 6.48 (dt, *J*=3.3, 1.7 Hz, 1H), 4.53 (spt, *J*=6.8 Hz, 1H), 4.16 - 4.06 (m, 4H), 2.69 - 2.60 (m, 1H), 2.28 - 2.05 (m, 3H), 1.98 - 1.81 (m, 2H), 1.46 (dd, *J*=6.8, 2.3 Hz, 6H), 1.22 (s, 12H), 1.17 (t, *J*=7.2 Hz, 3H). LC/MS: m/e 420.30 $(M+H)^+$, 2.65 min (LCMS Method 3).

Step 5. Preparation of ethyl 4-((1R,3aS,5aR,5bR,7aR,11aS,11bR,13aR,13bR)-3a-((2-(1,1-dioxidothiomorpholino)ethyl)amino)-5a,5b,8,8,11a-pentamethyl-1-(prop-1-en-2-yl)-2,3,3a,4,5,5a,5b,6,7,7a,8,11,11a,11b,12,13,13a,13b-octadecahydro-1H-cyclopenta[a]chrysen-9-yl)-1-(((1-isopropyl-1H-1,2,3-triazol-5-yl)oxy)methyl)cyclohex-3-enecarboxylate.

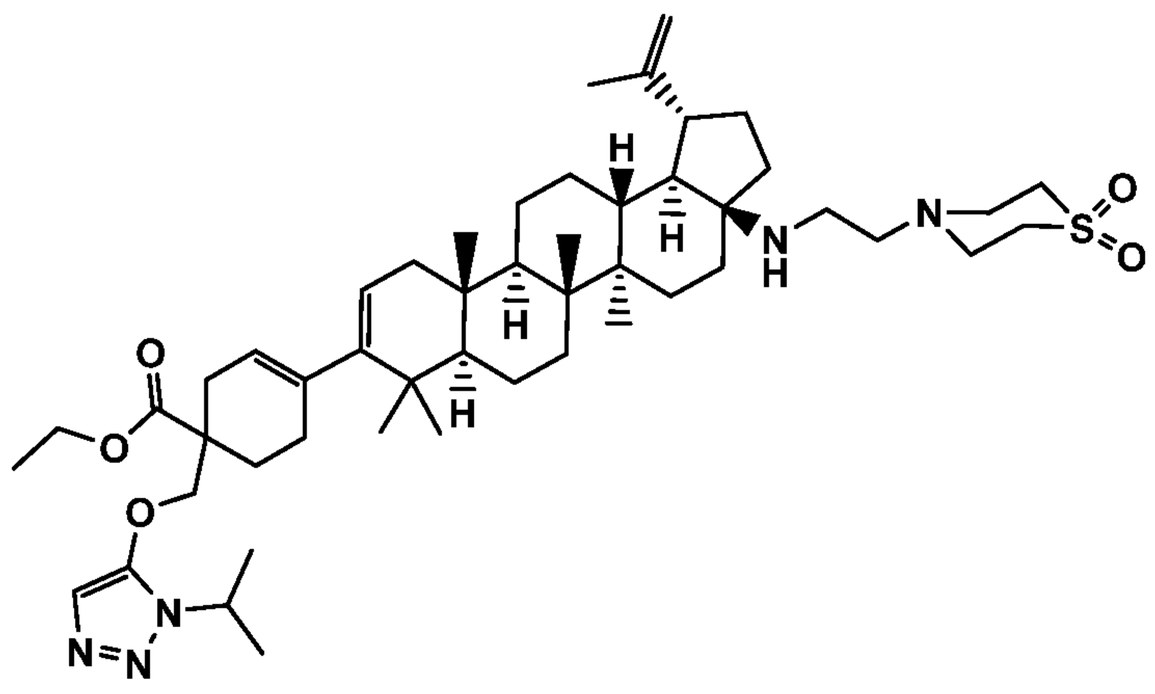

The title compound was prepared in 100 % yield, following the procedure described in general procedure A step 5, using ethyl 1-(((1-isopropyl-1H-1,2,3-triazol-5-yl)oxy)methyl)-4-(4,4,5,5-tetramethyl-1,3,2-dioxaborolan-2-yl)cyclohex-3-enecarboxylate as reactant. ^{1}H NMR (400MHz, CHLOROFORM-d) δ 7.05 (s, 1H), 5.33 (br. s., 1H), 5.16 (d, *J*=4.8 Hz, 1H), 4.68 (s, 1H), 4.56 (s, 1H), 4.56 (spt, *J*=6.7 Hz, 1H), 4.20 - 4.09 (m, 4H), 3.11 - 2.93 (m, 8H), 2.71 - 2.36 (m, 6H), 2.30 - 0.86 (m, 27H), 1.66 (s, 3H), 1.49 (d, *J*=6.3 Hz, 6H), 1.21 (t, *J*=7.2 Hz, 3H), 1.04 (s, 3H), 0.94 (s, 3H), 0.93 - 0.87 (m, 6H), 0.83 (s, 3H). LC/MS: m/e 862.73 $(M+H)^+$, 2.35 min (LCMS Method 1).

Step 6. 4-((1R,3aS,5aR,5bR,7aR,11aS,11bR,13aR,13bR)-3a-((2-(1,1-dioxidothiomorpholino)ethyl)amino)-5a,5b,8,8,11a-pentamethyl-1-(prop-1-en-2-yl)-2,3,3a,4,5,5a,5b,6,7,7a,8,11,11a,11b,12,13,13a,13b-octadecahydro-1H-cyclopenta[a]chrysen-9-yl)-1-(((1-isopropyl-1H-1,2,3-triazol-5-yl)oxy)methyl)cyclohex-3-ene-1-carboxylic acid was prepared in 45 % yield, following the procedure described in general procedure A step 6, using ethyl 4-((1R,3aS,5aR,5bR,7aR,11aS,11bR,13aR,13bR)-3a-((2-(1,1-dioxidothiomorpholino)ethyl)amino)-5a,5b,8,8,11a-pentamethyl-1-(prop-1-en-2-yl)-2,3,3a,4,5,5a,5b,6,7,7a,8,11,11a,11b,12,13,13a,13b-octadecahydro-1H-cyclopenta[a]chrysen-9-yl)-1-(((1-isopropyl-1H-1,2,3-triazol-5-yl)oxy)methyl)cyclohex-3-enecarboxylate as reactant. ^{1}H NMR (400MHz, CHLOROFORM-d) δ 7.12 (d, *J*=2.3 Hz, 1H), 5.36 (br. s., 1H), 5.19 (d, *J*=4.3 Hz, 1H), 4.72 (s, 1H), 4.63 (s, 1H), 4.67 - 4.52 (h, *J*=6.8 Hz, 1H), 4.32 - 4.10 (m, 2H), 3.20 - 2.89 (m, 8H), 2.87 - 2.68 (m, 3H), 2.68 - 2.53 (m, 1H), 2.34 - 2.21 (m, 1H), 2.21 - 1.85 (m, 11H), 1.85 - 1.73 (m, 1H), 1.71 – 1.65 (m. 1H), 1.68 (s, 3H), 1.51 (d, *J*=6.5 Hz, 6H), 1.64 - 1.36 (m, 9H), 1.36 - 1.19 (m, 4H), 1.14 (s, 3H), 1.07 (br. s., 2H), 1.01 (s, 3H), 0.97 - 0.96 (m, 4H), 0.94 - 0.89 (m, 3H), 0.87 (s, 3H). LC/MS: m/e 834.69 $(M+H)^+$, 2.32 min (LCMS Method 1).

Example 18

Preparation of 4-((1R,3aS,5aR,5bR,7aR,11aS,11bR,13aR,13bR)-3a-((2-(1,1-dioxidothiomorpholino)ethyl)amino)-5a,5b,8,8,11a-pentamethyl-1-(prop-1-en-2-yl)-2,3,3a,4,5,5a,5b,6,7,7a,8,11,11a,11b,12,13,13a,13b-octadecahydro-1H-cyclopenta[a]chrysen-9-yl)-1-(((5-(prop-1-en-2-yl)isothiazol-3-yl)oxy)methyl)cyclohex-3-ene-1-carboxylic acid.

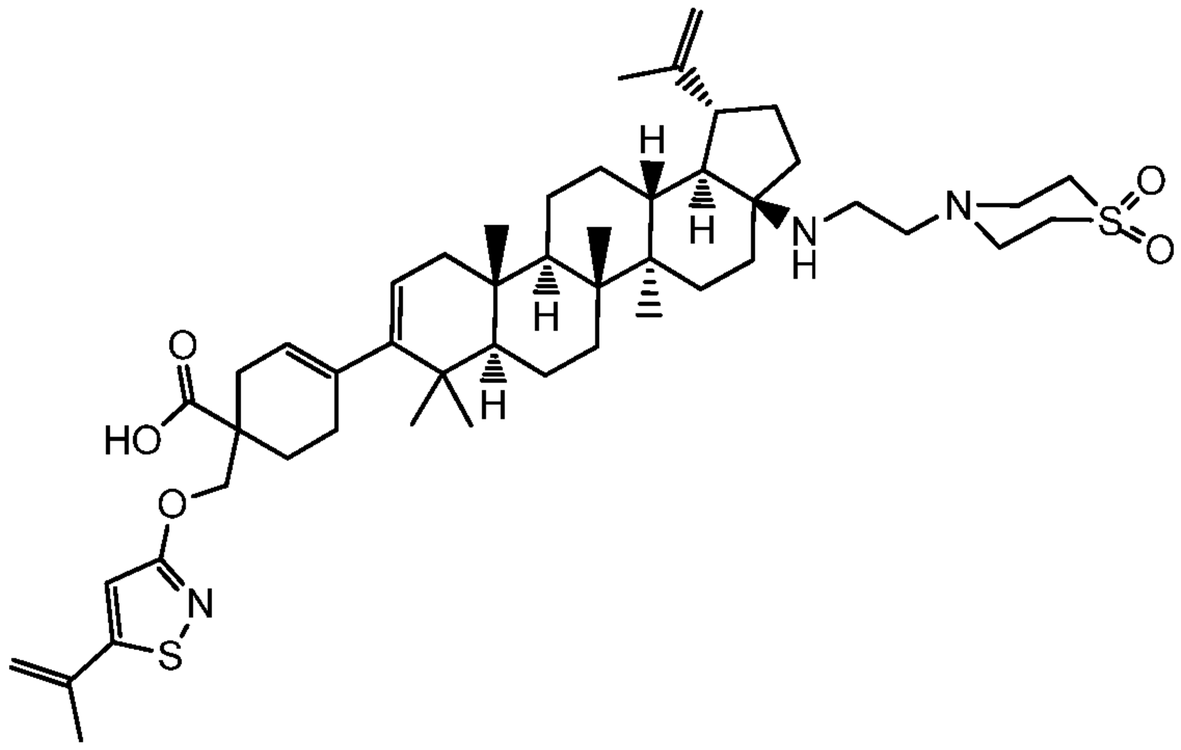

Step 1. Preparation of ethyl 8-((isothiazol-3-yloxy)methyl)-1,4-dioxaspiro[4.5]decane-8-carboxylate.

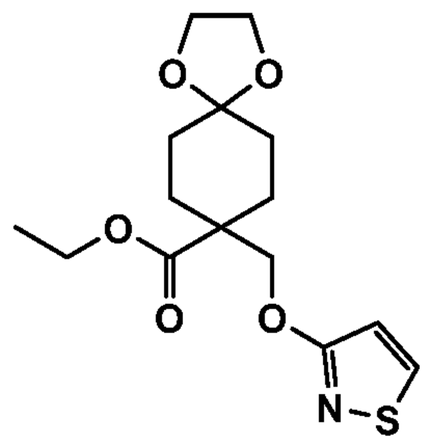

The title compound was prepared in 36 % yield, following the procedure described in general procedure A step 1-A, using isothiazol-3(2H)-one as reactant. ^{1}H NMR (400MHz, CHLOROFORM-d) δ 8.42 (d, *J*=4.8 Hz, 1H), 6.57 (d, *J*=4.8 Hz, 1H), 4.42 (s, 2H), 4.17 (q, *J*=7.0 Hz, 2H), 3.99 - 3.93 (m, 4H), 2.31 - 2.20 (m, 2H), 1.75 - 1.65 (m, 6H), 1.23 (t, *J*=7.2 Hz, 3H). LC/MS: m/e 328.20 $(M+H)^+$, 3.59 min (LCMS Method 12).

Step 2. Preparation of ethyl 8-(((5-(2-hydroxypropan-2-yl)isothiazol-3-yl)oxy)methyl)-1,4-dioxaspiro[4.5]decane-8-carboxylate.

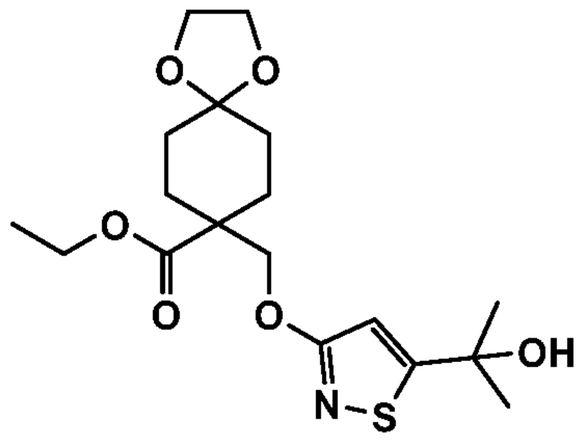

To a solution of ethyl 8-((isothiazol-3-yloxy)methyl)-1,4-dioxaspiro[4.5]decane-8-carboxylate (100 mg, 0305 mmol) in THF (2 mL) under nitrogen at -78 °C was added a 2M solution of LDA (0.305 mL, 0.611 mmol). It was stirred at -78 °C for 20 minutes before it was added neat propan-2-one (0.045 mL, 0.611 mmol). Stirring continued for another 30 minutes at -78 °C. The reaction was quenched with a half-saturated ammonium chloride in 0.5M HCl, extracted with ethyl acetate and concentrated *in vacuo*. The crude mixture was purified by silica gel column eluted with 0-45 % EtOAc / hexanes to give the desired product as an oil (83 mg, 70 %). ^{1}H NMR (400MHz, CHLOROFORM-d) δ 6.35 (s, 1H), 4.32 (s, 2H), 4.13 (q, *J*=7.1 Hz, 2H), 3.91 (s, 4H), 2.84 (s, 1H), 2.26 - 2.12 (m, 2H), 1.72 - 1.61 (m, 6H), 1.58 (s, 6H), 1.19 (t, *J*=7.2 Hz, 3H). LC/MS: m/e 386.20 $(M+H)^+$, 2.75 min (LCMS Method 13).

Step 3. Preparation of ethyl 1-(((5-(2-hydroxypropan-2-yl)isothiazol-3-yl)oxy)methyl)-4-oxocyclohexanecarboxylate.

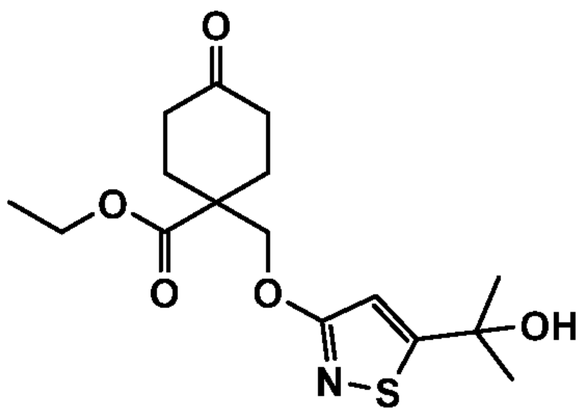

The title compound was prepared in 100 % yield, following the procedure described in general procedure A step 2 using ethyl 8-(((5-(2-hydroxypropan-2-yl)isothiazol-3-yl)oxy)methyl)-1,4-dioxaspiro[4.5]decane-8-carboxylate as reactant. ^{1}H NMR (400MHz, CHLOROFORM-d) δ 6.36 (s, 1H), 4.41 (s, 2H), 4.20 (q, *J*=7.2 Hz, 2H), 2.99 (s, 1H),

2.52 - 2.41 (m, 4H), 2.39 - 2.29 (m, 2H), 1.88 - 1.75 (m, 2H), 1.59 (s, 6H), 1.23 (t, *J*=7.0 Hz, 3H). LC/MS: m/e 342.15 $(M+H)^+$, 2.03 min (LCMS Method 3).

Step 4. Preparation of ethyl 1-(((5-(prop-1-en-2-yl)isothiazol-3-yl)oxy)methyl)-4-(((trifluoromethyl)sulfonyl)oxy)cyclohex-3-ene-1-carboxylate.

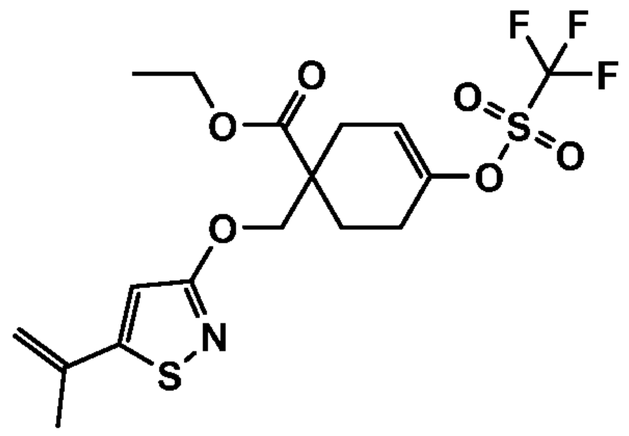

The title compound was prepared in 22 % yield, following the procedure described in general procedure A step 3 using ethyl 1-(((5-(2-hydroxypropan-2-yl)isothiazol-3-yl)oxy)methyl)-4-oxocyclohexanecarboxylate as reactant. ^{1}H NMR (400MHz, CHLOROFORM-d) δ 6.50 (s, 1H), 5.76 (td, *J*=3.3, 1.8 Hz, 1H), 5.45 (s, 1H), 5.18 (s, 1H), 4.47 (d, *J*=10.0 Hz, 1H), 4.41 (d, *J*=10.0 Hz, 1H), 4.19 (qd, *J*=7.1, 0.8 Hz, 2H), 2.85 - 2.77 (m, 1H), 2.53 - 2.22 (m, 4H), 2.09 (s, 3H), 1.98 - 1.90 (m, 1H), 1.24 (t, *J*=7.2 Hz, 3H). LC/MS: m/e 456.10 $(M+H)^+$, 2.76 min (LCMS Method 3).

Step 5. Preparation of ethyl 1-(((5-(prop-1-en-2-yl)isothiazol-3-yl)oxy)methyl)-4-(4,4,5,5-tetramethyl-1,3,2-dioxaborolan-2-yl)cyclohex-3-ene-1-carboxylate.

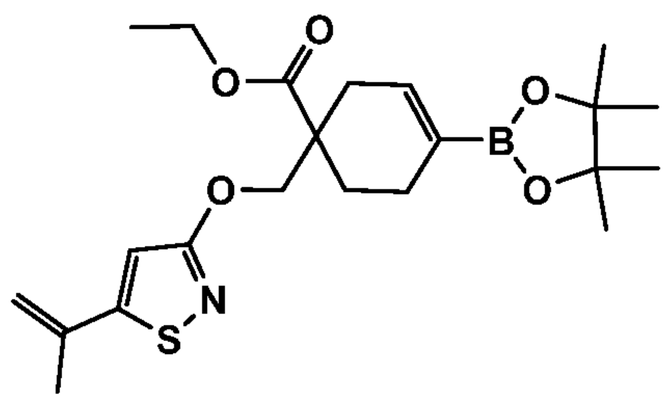

The title compound was prepared in 78 % yield, following the procedure described in general procedure A step 4 using ethyl 1-(((5-(prop-1-en-2-yl)isothiazol-3-yl)oxy)methyl)-4-(((trifluoromethyl)sulfonyl)oxy)cyclohex-3-enecarboxylate as reactant. ^{1}H NMR

(400MHz, CHLOROFORM-d) δ 6.55 - 6.50 (m, 1H), 6.49 (s, 1H), 5.43 (s, 1H), 5.14 (s, 1H), 4.46 (d, *J*=10.0 Hz, 1H), 4.37 (d, *J*=10.0 Hz, 1H), 4.15 (q, *J*=7.0 Hz, 2H), 2.74 - 2.64 (m, 1H), 2.28 - 2.16 (m, 3H), 2.09 (s, 3H), 2.01 - 1.80 (m, 2H), 1.26 (s, 12H), 1.21 (t, *J*=7.2 Hz, 3H). LC/MS: m/e 434.20 $(M+H)^+$, 2.79 min (LCMS Method 3).

Step 6. Preparation of ethyl 4-((1R,3aS,5aR,5bR,7aR,11aS,11bR,13aR,13bR)-3a-((2-(1,1-dioxidothiomorpholino)ethyl)amino)-5a,5b,8,8,11a-pentamethyl-1-(prop-1-en-2-yl)-2,3,3a,4,5,5a,5b,6,7,7a,8,11,11a,11b,12,13,13a,13b-octadecahydro-1H-cyclopenta[a]chrysen-9-yl)-1-(((5-(prop-1-en-2-yl)isothiazol-3-yl)oxy)methyl)cyclohex-3-enecarboxylate.

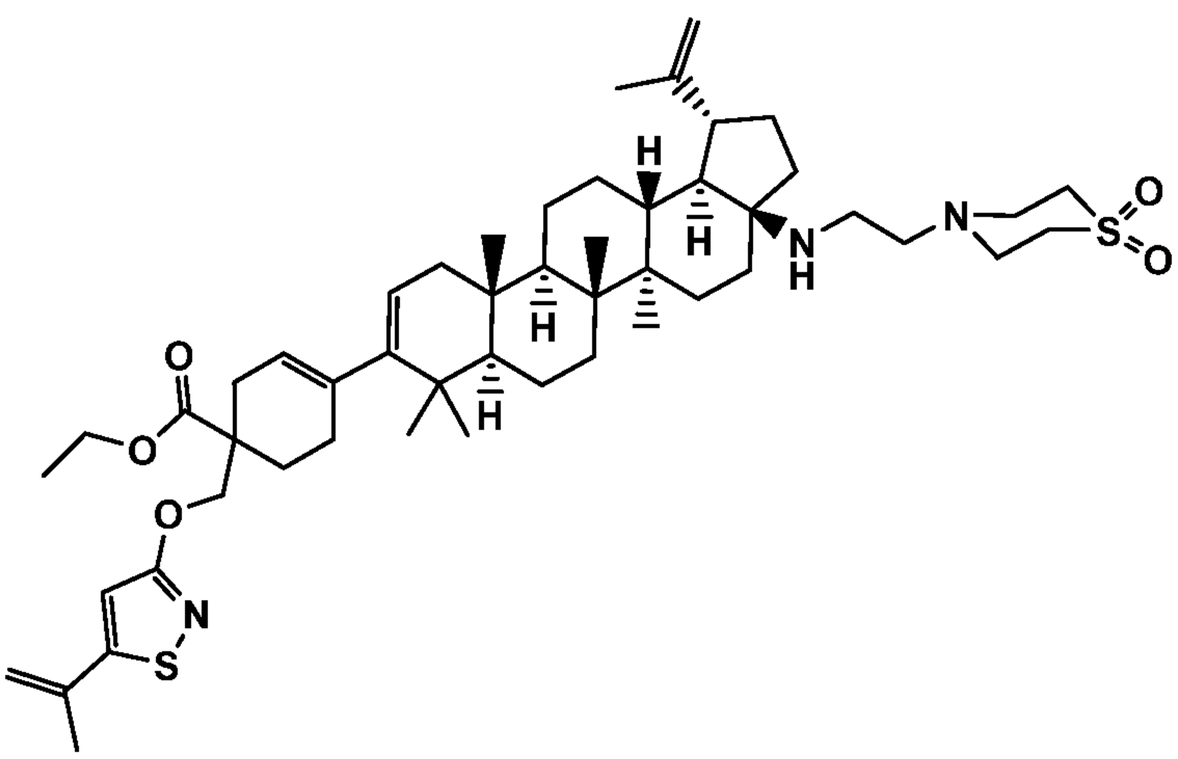

The title compound was prepared in 42 % yield, following the procedure described in general procedure A step 5 using ethyl 1-(((5-(prop-1-en-2-yl)isothiazol-3-yl)oxy)methyl)-4-(4,4,5,5-tetramethyl-1,3,2-dioxaborolan-2-yl)cyclohex-3-enecarboxylate as reactant. ^{1}H NMR (400MHz, CHLOROFORM-d) δ 6.51 (s, 1H), 5.44 (s, 1H), 5.35 (br. s., 1H), 5.19 (br. s., 1H), 5.17 (s, 1H), 4.76 (s, 1H), 4.71 (s, 1H), 4.51 - 4.38 (m, 2H), 4.21 - 4.12 (m, 2H), 3.41 - 2.92 (m, 11H), 2.78 - 2.54 (m, 3H), 2.22 - 0.89 (m, 27H), 2.09 (s, 3H), 1.69 (s, 3H), 1.23 (t, *J*=7.2 Hz, 3H), 1.13 (s, 3H), 1.04 (s, 3H), 0.96 - 0.91 (m, 6H), 0.87 (s, 3H). LC/MS: m/e 876.60 $(M+H)^+$, 3.01 min (LCMS Method 3).

Step 7. 4-((1R,3aS,5aR,5bR,7aR,11aS,11bR,13aR,13bR)-3a-((2-(1,1-dioxidothiomorpholino)ethyl)amino)-5a,5b,8,8,11a-pentamethyl-1-(prop-1-en-2-yl)-

2,3,3a,4,5,5a,5b,6,7,7a,8,11,11a,11b,12,13,13a,13b-octadecahydro-1H-cyclopenta[a]chrysen-9-yl)-1-(((5-(prop-1-en-2-yl)isothiazol-3-yl)oxy)methyl)cyclohex-3-ene-1-carboxylic acid was prepared in 56 % yield, following the procedure described in general procedure A step 6 using ethyl 4-((1R,3aS,5aR,5bR,7aR,11aS,11bR,13aR,13bR)-3a-((2-(1,1-dioxidothiomorpholino)ethyl)amino)-5a,5b,8,8,11a-pentamethyl-1-(prop-1-en-2-yl)-2,3,3a,4,5,5a,5b,6,7,7a,8,11,11a,11b,12,13,13a,13b-octadecahydro-1H-cyclopenta[a]chrysen-9-yl)-1-(((5-(prop-1-en-2-yl)isothiazol-3-yl)oxy)methyl)cyclohex-3-enecarboxylate as reactant. ^{1}H NMR (400MHz, CHLOROFORM-d) δ 6.55 (s, 1H), 5.47 (s, 1H), 5.37 (br. s., 1H), 5.21 (d, *J*=5.3 Hz, 1H), 5.19 (s, 1H), 4.79 (s, 1H), 4.73 (s, 1H), 4.56 - 4.50 (m, 1H), 4.50 - 4.43 (m, 1H), 3.40 (d, *J*=11.8 Hz, 1H), 3.29 - 2.91 (m, 10H), 2.80 - 2.72 (m, 1H), 2.72 - 2.62 (m, 1H), 2.34 - 2.09 (m, 6H), 2.11 (s, 3H), 2.09 - 1.97 (m, 4H), 1.97 - 1.83 (m, 2H), 1.83 - 1.68 (m, 2H), 1.71 (s, 3H), 1.67 - 1.37 (m, 12H), 1.37 - 1.23 (m, 1H), 1.15 (s, 3H), 1.13 – 1.03 (m, 2H), 1.06 (s, 3H), 0.98 - 0.97 (m, 3H), 0.95 – 0.93 (m, 3H), 0.89 (s, 3H). LC/MS: m/e 848.50 $(M+H)^+$, 3.05 min (LCMS Method 3).

Example 19

Preparation of 4-((1R,3aS,5aR,5bR,7aR,11aS,11bR,13aR,13bR)-3a-((2-(1,1-dioxidothiomorpholino)ethyl)amino)-5a,5b,8,8,11a-pentamethyl-1-(prop-1-en-2-yl)-2,3,3a,4,5,5a,5b,6,7,7a,8,11,11a,11b,12,13,13a,13b-octadecahydro-1H-cyclopenta[a]chrysen-9-yl)-1-((pyridazin-3-yloxy)methyl)cyclohex-3-ene-1-carboxylic acid.

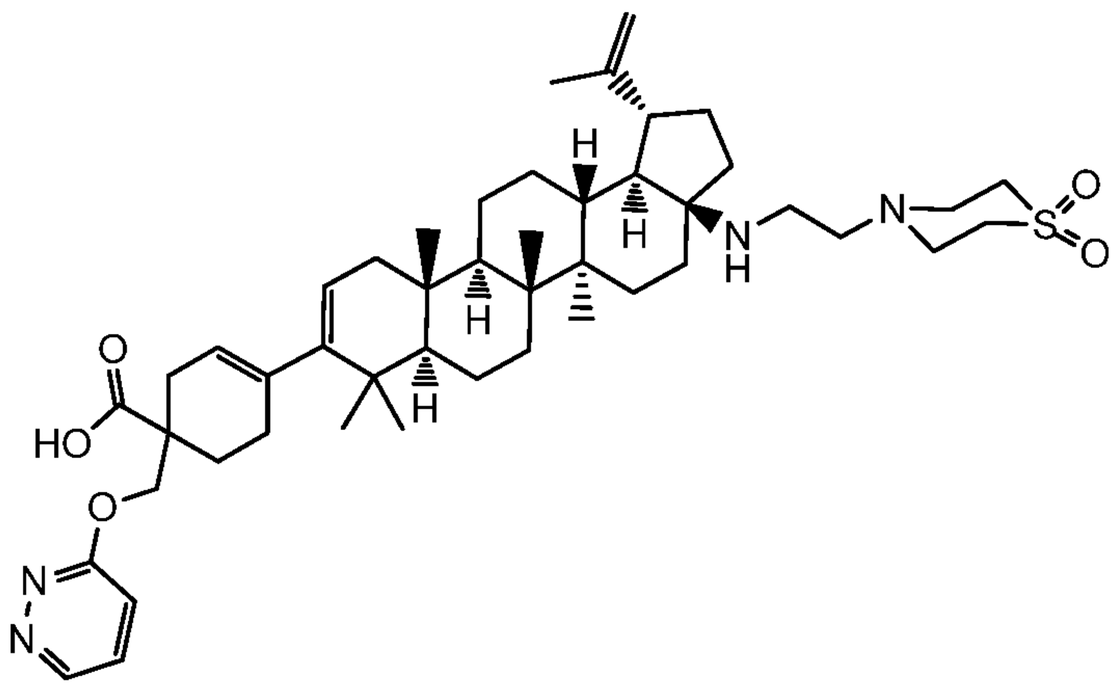

Step 1. Preparation of ethyl 8-((pyridazin-3-yloxy)methyl)-1,4-dioxaspiro[4.5]decane-8-carboxylate.

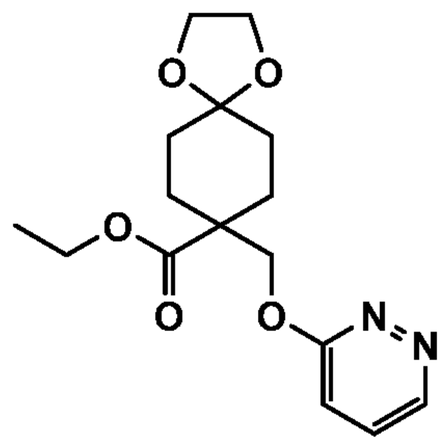

To the solution of ethyl 8-(hydroxymethyl)-1,4-dioxaspiro[4.5]decane-8-carboxylate (300 mg, 1.23 mmol) in DMF (6 mL) at 0 °C was added potassium tert-butoxide (1.84 mL, 1.84 mmol) followed by 3-chloropyridazine (211 mg, 1.84 mmol). The resulting suspension was stirred at 0 °C then warmed to RT overnight. The reaction mixture was diluted with ethyl acetate (10 mL), washed with water, dried over sodium sulfate, and concentrated *in vacuo* to give crude product. LC/MS: m/e 323.20 $(M+H)^+$, 2.09 min (LCMS Method 7).

Step 2. Preparation of ethyl 4-oxo-1-((pyridazin-3-yloxy)methyl)cyclohexanecarboxylate.

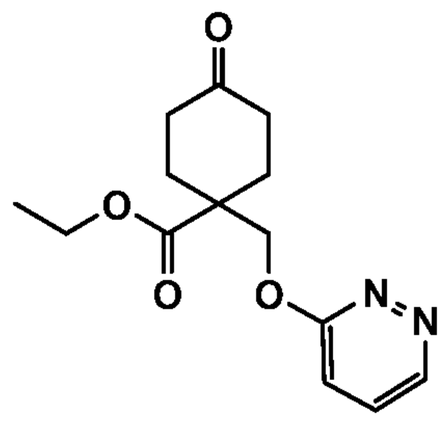

The title compound was prepared in 70 % yield, following the procedure described in general procedure A step 2 using ethyl 8-((pyridazin-3-yloxy)methyl)-1,4-dioxaspiro[4.5]decane-8-carboxylate as reactant. ^{1}H NMR (400MHz, CHLOROFORM-d) δ 8.82 (dd, *J*=4.5, 1.3 Hz, 1H), 7.37 (dd, *J*=9.0, 4.5 Hz, 1H), 6.96 (dd, *J*=8.9, 1.4 Hz, 1H), 4.64 (s, 2H), 4.21 (q, *J*=7.1 Hz, 2H), 2.57 - 2.28 (m, 6H), 1.92 - 1.82 (m, 2H), 1.28 (t, *J*=7.2 Hz, 3H). LC/MS: m/e 279.15 $(M+H)^+$, 1.71 min (LCMS Method 7).

Step 3. Preparation of ethyl 1-((pyridazin-3-yloxy)methyl)-4-(((trifluoromethyl)sulfonyl)oxy)cyclohex-3-enecarboxylate.

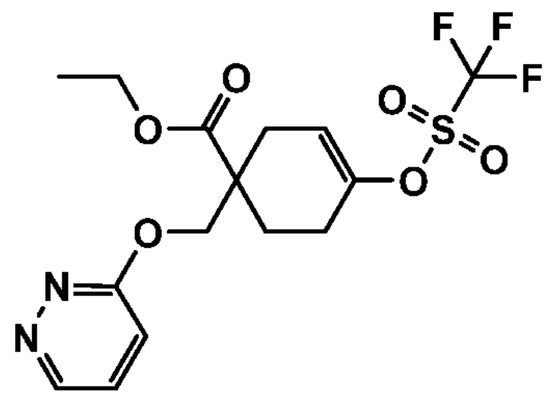

The title compound was prepared in 39 % yield, following the procedure described in general procedure A step 3 using ethyl 4-oxo-1-((pyridazin-3-yloxy)methyl)cyclohexanecarboxylate as reactant. ^{1}H NMR (400MHz, CHLOROFORM-d) δ 8.82 (dd, *J*=4.5, 1.3 Hz, 1H), 7.36 (dd, *J*=9.0, 4.5 Hz, 1H), 6.94 (dd, *J*=9.0, 1.3 Hz, 1H), 5.75 (td, *J*=3.1, 1.8 Hz, 1H), 4.62 (d, *J*=10.5 Hz, 1H), 4.59 (d, *J*=10.5 Hz, 1H), 4.18 - 4.11 (m, 2H), 2.88 - 2.79 (m, 1H), 2.53 - 2.23 (m, 4H), 1.97 - 1.90 (m, 1H), 1.21 (t, *J*=7.2 Hz, 3H). LC/MS: m/e 411.15 $(M+H)^+$, 2.66 min (LCMS Method 7).

Step 4. Preparation of ethyl 1-((pyridazin-3-yloxy)methyl)-4-(4,4,5,5-tetramethyl-1,3,2-dioxaborolan-2-yl)cyclohex-3-enecarboxylate.

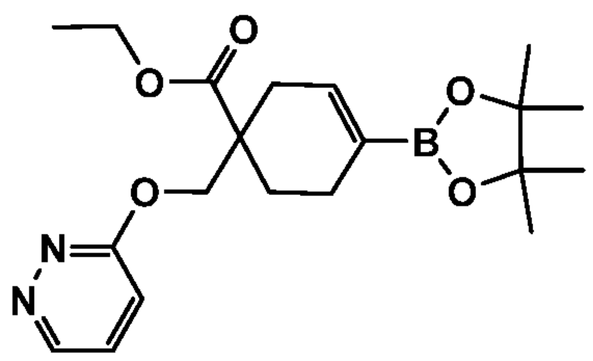

The title compound was prepared in 43 % yield, following the procedure described in general procedure A step 4 using ethyl 1-((pyridazin-3-yloxy)methyl)-4-(((trifluoromethyl)sulfonyl)oxy)cyclohex-3-enecarboxylate as reactant. ^{1}H NMR (400MHz, CHLOROFORM-d) δ 8.78 (dd, *J*=4.5, 1.3 Hz, 1H), 7.32 (dd, *J*=8.9, 4.4 Hz, 1H), 6.91 (dd, *J*=8.9, 1.4 Hz, 1H), 6.49 (dt, *J*=3.7, 1.8 Hz, 1H), 4.62 (d, *J*=10.3 Hz, 1H), 4.53 (d, *J*=10.5 Hz, 1H), 4.07 (q, *J*=7.0 Hz, 2H), 2.72 - 2.64 (m, 1H), 2.27 - 2.08 (m, 3H),

1.98 - 1.80 (m, 2H), 1.21 (s, 12H), 1.21 (t, *J*=7.3 Hz, 3H). LC/MS: m/e 389.25 $(M+H)^+$, 2.74 min (LCMS Method 7).

Step 5. Preparation of ethyl 4-((1R,3aS,5aR,5bR,7aR,11aS,11bR,13aR,13bR)-3a-((2-(1,1-dioxidothiomorpholino)ethyl)amino)-5a,5b,8,8,11a-pentamethyl-1-(prop-1-en-2-yl)-2,3,3a,4,5,5a,5b,6,7,7a,8,11,11a,11b,12,13,13a,13b-octadecahydro-1H-cyclopenta[a]chrysen-9-yl)-1-((pyridazin-3-yloxy)methyl)cyclohex-3-enecarboxylate.

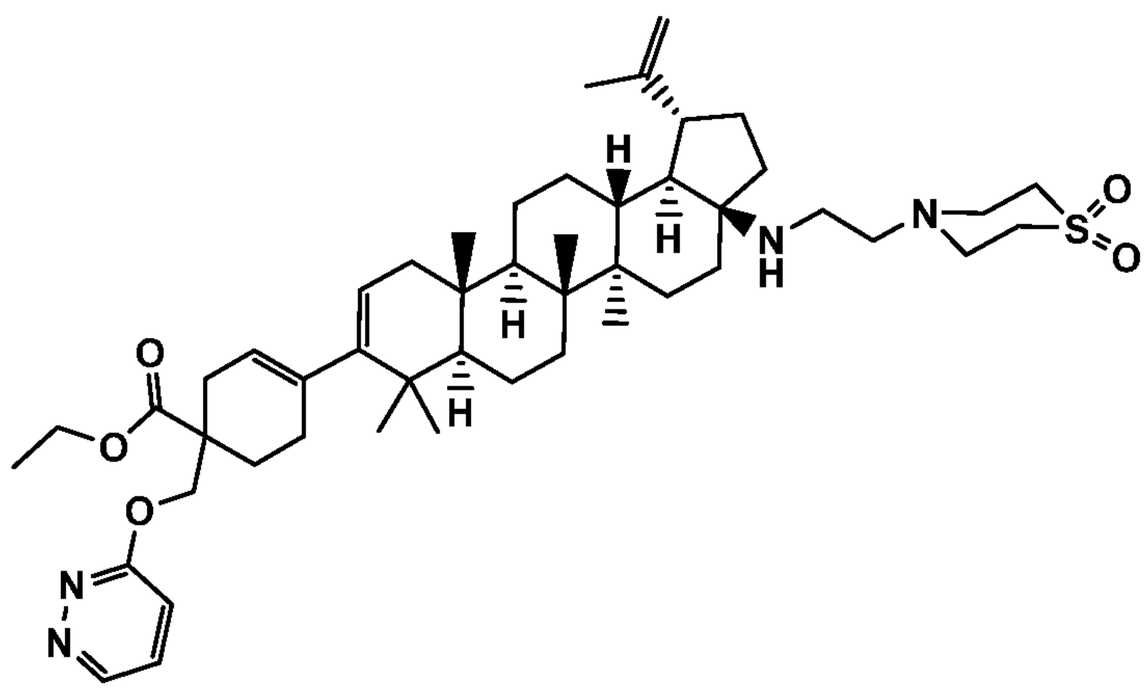

The title compound was prepared following the procedure described in general procedure A step 5 using ethyl 1-((pyridazin-3-yloxy)methyl)-4-(4,4,5,5-tetramethyl-1,3,2-dioxaborolan-2-yl)cyclohex-3-enecarboxylate as reactant. The crude material was taken directly into the next step without purification.

Step 6. 4-((1R,3aS,5aR,5bR,7aR,11aS,11bR,13aR,13bR)-3a-((2-(1,1-dioxidothiomorpholino)ethyl)amino)-5a,5b,8,8,11a-pentamethyl-1-(prop-1-en-2-yl)-2,3,3a,4,5,5a,5b,6,7,7a,8,11,11a,11b,12,13,13a,13b-octadecahydro-1H-cyclopenta[a]chrysen-9-yl)-1-((pyridazin-3-yloxy)methyl)cyclohex-3-ene-1-carboxylic acid was prepared in 22 % yield as a solid, following the procedure described in general procedure A step 6 using ethyl 4-((1R,3aS,5aR,5bR,7aR,11aS,11bR,13aR,13bR)-3a-((2-(1,1-dioxidothiomorpholino)ethyl)amino)-5a,5b,8,8,11a-pentamethyl-1-(prop-1-en-2-yl)-2,3,3a,4,5,5a,5b,6,7,7a,8,11,11a,11b,12,13,13a,13b-octadecahydro-1H-cyclopenta[a]chrysen-9-yl)-1-((pyridazin-3-yloxy)methyl)cyclohex-3-enecarboxylate as reactant. ^{1}H NMR (400MHz, CHLOROFORM-d) δ 9.09 (d, *J*=4.5 Hz, 1H), 7.74 (dd,

J=9.0, 4.5 Hz, 1H), 7.35 (d, *J*=8.8 Hz, 1H), 5.38 (br. s., 1H), 5.21 (t, *J*=5.6 Hz, 1H), 4.79 (s, 1H), 4.72 (s, 1H), 4.76 - 4.64 (m, 2H), 3.39 (d, *J*=12.5 Hz, 1H), 3.25 - 3.02 (m, 9H), 3.02 - 2.86 (m, 2H), 2.86 - 2.62 (m, 2H), 2.32 - 2.06 (m, 5H), 2.06 - 1.84 (m, 6H), 1.82 - 1.67 (m, 2H), 1.71 (s, 3H), 1.66 - 1.35 (m, 10H), 1.35 - 1.20 (m, 4H), 1.17 (s, 3H), 1.14 - 1.04 (m, 2H), 1.05 (s, 3H), 0.97 – 0.95 (m, 3H), 0.92 - 0.91 (m, 3H), 0.87 (s, 3H).

LC/MS: m/e 803.48 $(M+H)^+$, 2.27 min (LCMS Method 1).

General Procedure B: Preparation of (R) α-substituted cyclohexenecarboxylic acid derivatives.

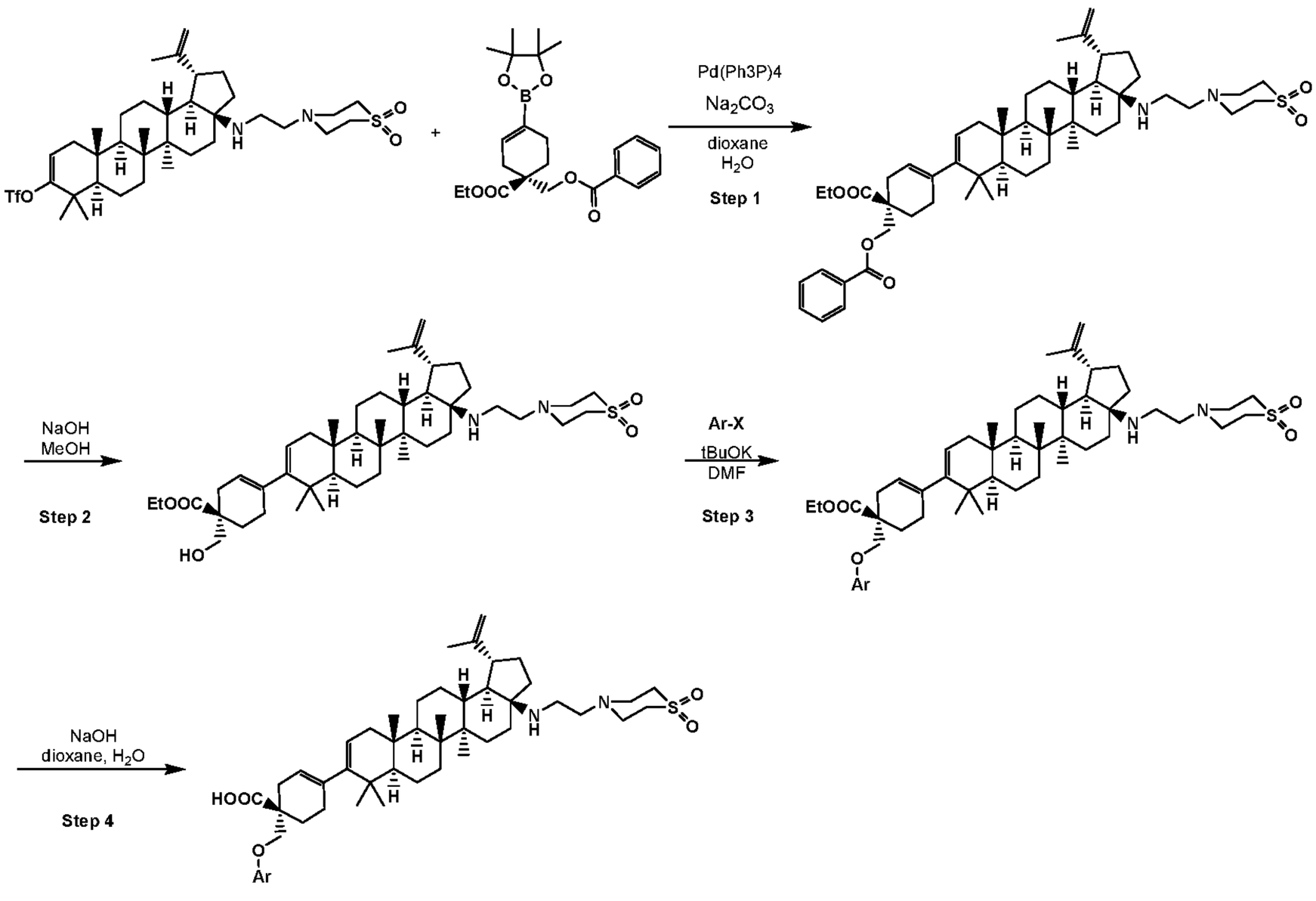

Step 1. Preparation of ((R)-4-((1R,3aS,5aR,5bR,7aR,11aS,11bR,13aR,13bR)-3a-((2-(1,1-dioxidothiomorpholino)ethyl)amino)-5a,5b,8,8,11a-pentamethyl-1-(prop-1-en-2-yl)-2,3,3a,4,5,5a,5b,6,7,7a,8,11,11a,11b,12,13,13a,13b-octadecahydro-1H-cyclopenta[a]chrysen-9-yl)-1-(ethoxycarbonyl)cyclohex-3-en-1-yl)methyl benzoate.

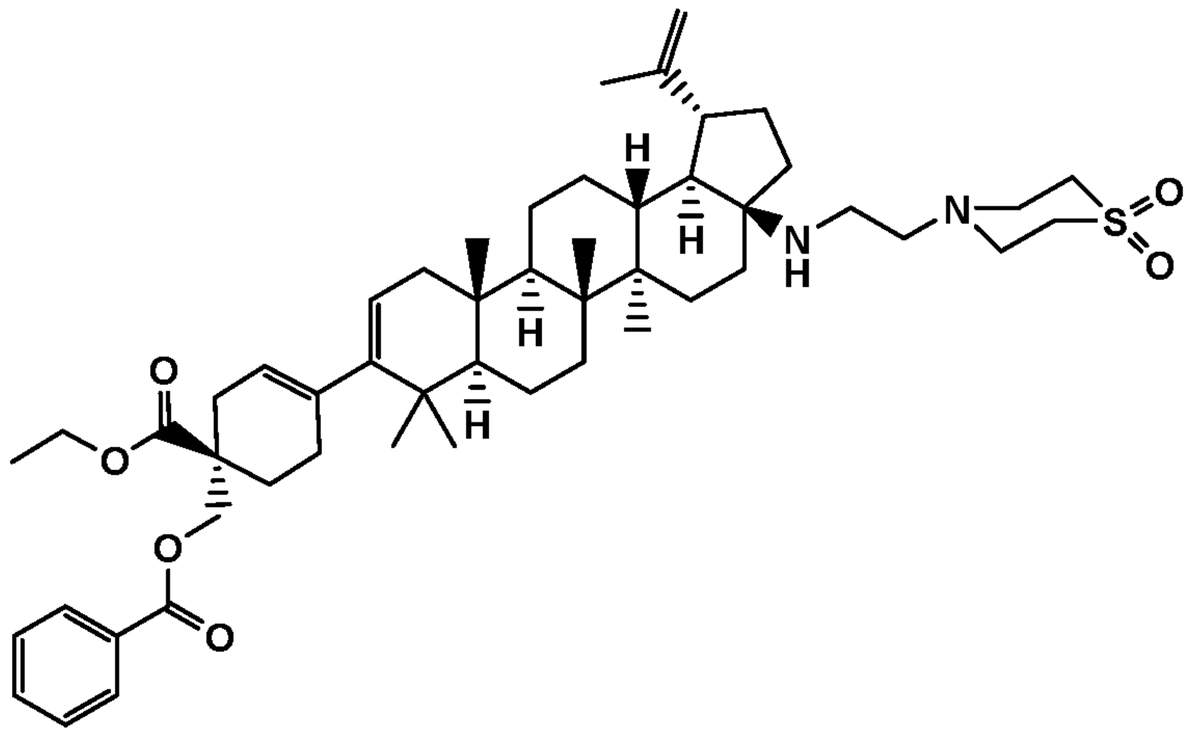

A mixture of (1R,3aS,5aR,5bR,7aR,11aR,11bR,13aR,13bR)-3a-((2-(1,1-dioxidothiomorpholino)ethyl)amino)-5a,5b,8,8,11a-pentamethyl-1-(prop-1-en-2-yl)-2,3,3a,4,5,5a,5b,6,7,7a,8,11,11a,11b,12,13,13a,13b-octadecahydro-1H-cyclopenta[a]chrysen-9-yl trifluoromethanesulfonate (1 eq), (R)-(1-(ethoxycarbonyl)-4-(4,4,5,5-tetramethyl-1,3,2-dioxaborolan-2-yl)cyclohex-3-en-1-yl)methyl benzoate (1.2 eq), Na_2CO_3 (3 eq) and $Pd(Ph_3P)_4$ (0.06 eq) in 1,4-dioxane and H_2O (4 : 1) was flushed with nitrogen, sealed and heated at 70 °C for 2 h. The reaction mixture was diluted with EtOAc, washed with brine, dried over Na_2SO_4, and concentrated *in vacuo*. The crude product was purified by silica gel column eluted with 0-35 % Ethyl acetate / hexanes to give the desired product (68 % yield) as a solid. ^{1}H NMR (400MHz, CHLOROFORM-d) δ 8.01 (dd, *J*=8.4, 1.4 Hz, 2H), 7.60 - 7.53 (m, 1H), 7.47 - 7.40 (m, 2H), 5.36 (br. s., 1H), 5.20 (dd, *J*=6.0, 1.8 Hz, 1H), 4.71 (d, *J*=2.0 Hz, 1H), 4.60 (s, 1H), 4.49 - 4.39 (m, 2H), 4.18 (qd, *J*=7.2, 1.4 Hz, 2H), 3.13 - 2.98 (m, 8H), 2.73 - 2.43 (m, 6H), 2.27 - 0.89 (m, 27H), 1.69 (s, 3H), 1.25 - 1.20 (m, 3H), 1.07 (s, 3H), 0.97 (br. s., 3H), 0.96 (br. s., 3H), 0.94 (s, 3H), 0.87 (s, 3H). LC/MS *m/z* 857.65 $(M+H)^+$, 2.43 min (LCMS Method 1).

Step 2. Preparation of ethyl (R)-4-((1R,3aS,5aR,5bR,7aR,11aS,11bR,13aR,13bR)-3a-((2-(1,1-dioxidothiomorpholino)ethyl)amino)-5a,5b,8,8,11a-pentamethyl-1-(prop-1-en-2-yl)-2,3,3a,4,5,5a,5b,6,7,7a,8,11,11a,11b,12,13,13a,13b-octadecahydro-1H-cyclopenta[a]chrysen-9-yl)-1-(hydroxymethyl)cyclohex-3-ene-1-carboxylate.

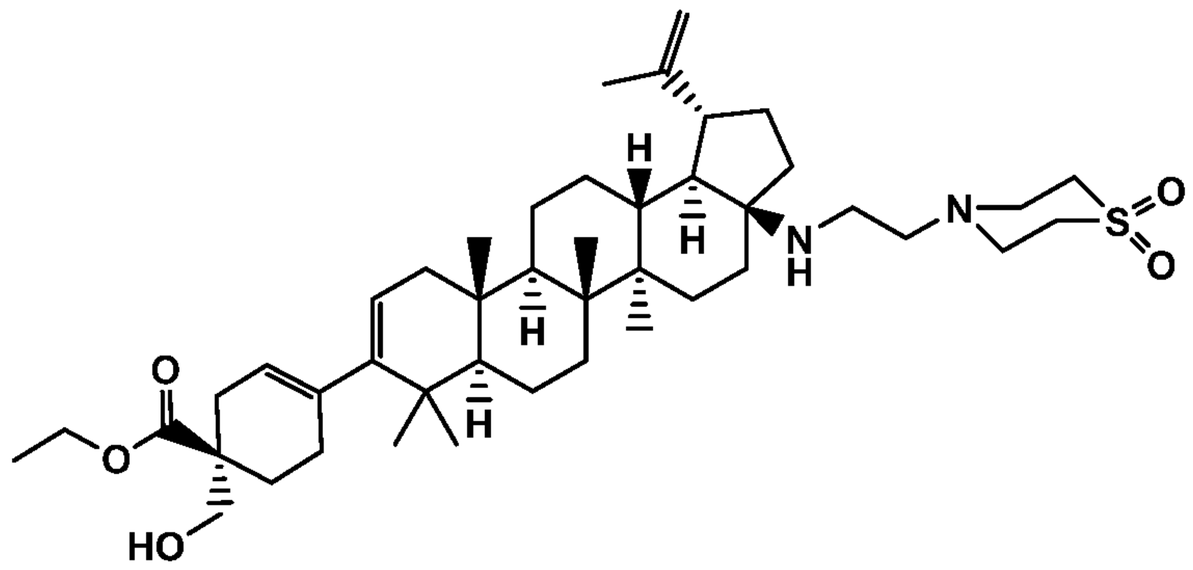

A suspension of ((R)-4-((1R,3aS,5aR,5bR,7aR,11aS,11bR,13aR,13bR)-3a-((2-(1,1-dioxidothiomorpholino)ethyl)amino)-5a,5b,8,8,11a-pentamethyl-1-(prop-1-en-2-yl)-2,3,3a,4,5,5a,5b,6,7,7a,8,11,11a,11b,12,13,13a,13b-octadecahydro-1H-cyclopenta[a]chrysen-9-yl)-1-(ethoxycarbonyl)cyclohex-3-en-1-yl)methyl benzoate (1 eq) and 1N NaOH (1 eq) in MeOH and THF was stirred at RT for 2 days. The mixture was neutralized with 1N HCl and the solvent was removed *in vacuo*. The residue was taken into CH_2Cl_2, washed with H_2O followed by brine, dried over Na_2SO_4, and concentrated *in vacuo*. The crude product was purified on silica gel eluted with ethyl acetate / hexanes to give the desired product (85 % yield) as a solid. ^{1}H NMR (400MHz, CHLOROFORM-d) δ 5.32 (br. s., 1H), 5.18 (d, *J*=4.8 Hz, 1H), 4.71 (d, *J*=2.0 Hz, 1H), 4.60 (s, 1H), 4.19 (q, *J*=7.2 Hz, 2H), 3.69 (br. s., 2H), 3.12 - 2.98 (m, 8H), 2.72 - 2.43 (m, 6H), 2.28 - 0.89 (m, 27H), 1.70 (s, 3H), 1.28 (t, *J*=7.2 Hz, 3H), 1.07 (s, 3H), 0.97 (s, 3H), 0.96 (s, 3H), 0.93 (s, 3H), 0.86 (s, 3H). LC/MS *m/z* 753.65 $(M+H)^+$, 3.79 min (LCMS Method 2).

Step 3. Preparation of (R) α-methyl ether.

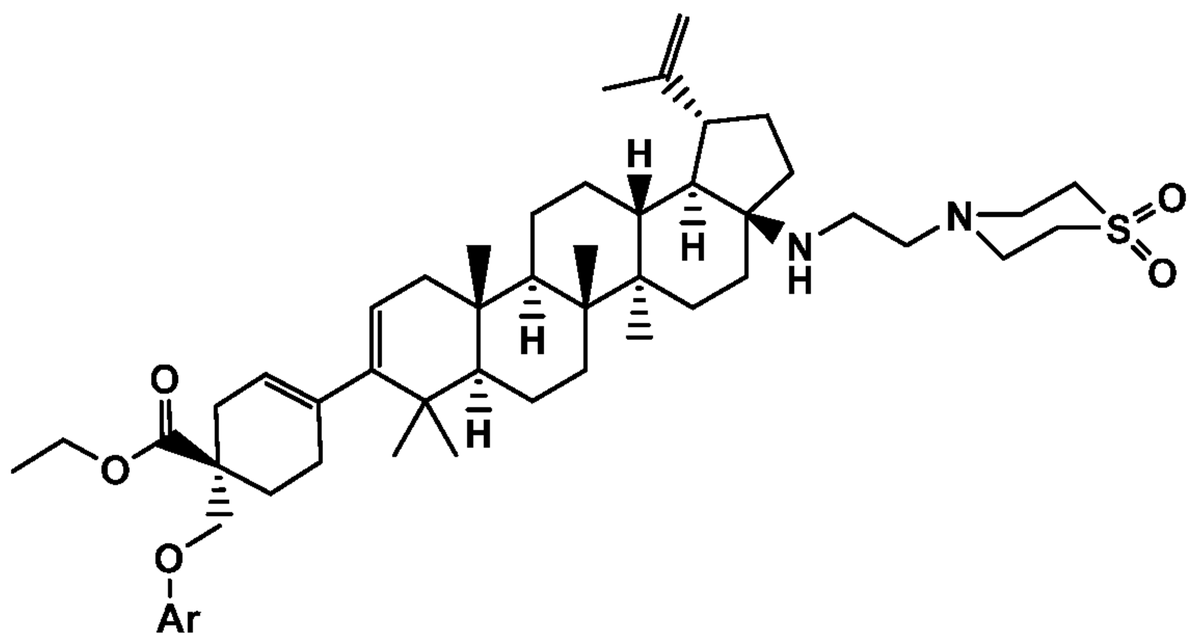

To a solution of ethyl (R)-4-((1R,3aS,5aR,5bR,7aR,11aS,11bR,13aR,13bR)-3a-((2-(1,1-dioxidothiomorpholino)ethyl)amino)-5a,5b,8,8,11a-pentamethyl-1-(prop-1-en-2-yl)-2,3,3a,4,5,5a,5b,6,7,7a,8,11,11a,11b,12,13,13a,13b-octadecahydro-1H-cyclopenta[a]chrysen-9-yl)-1-(hydroxymethyl)cyclohex-3-ene-1-carboxylate (1 eq) and Ar-X (2 eq) in DMF was added KOtBu (2 eq) at 0 °C. The resulted mixture was warmed to RT and stirred overnight. The reaction mixture was diluted with EtAOc, washed with water, dried over Na_2SO_4, and concentrated *in vacuo* to give crude product which was used in the next step without further purification.

Step 4: Preparation of (R) α-substituted cyclohexenecarboxylic acid.

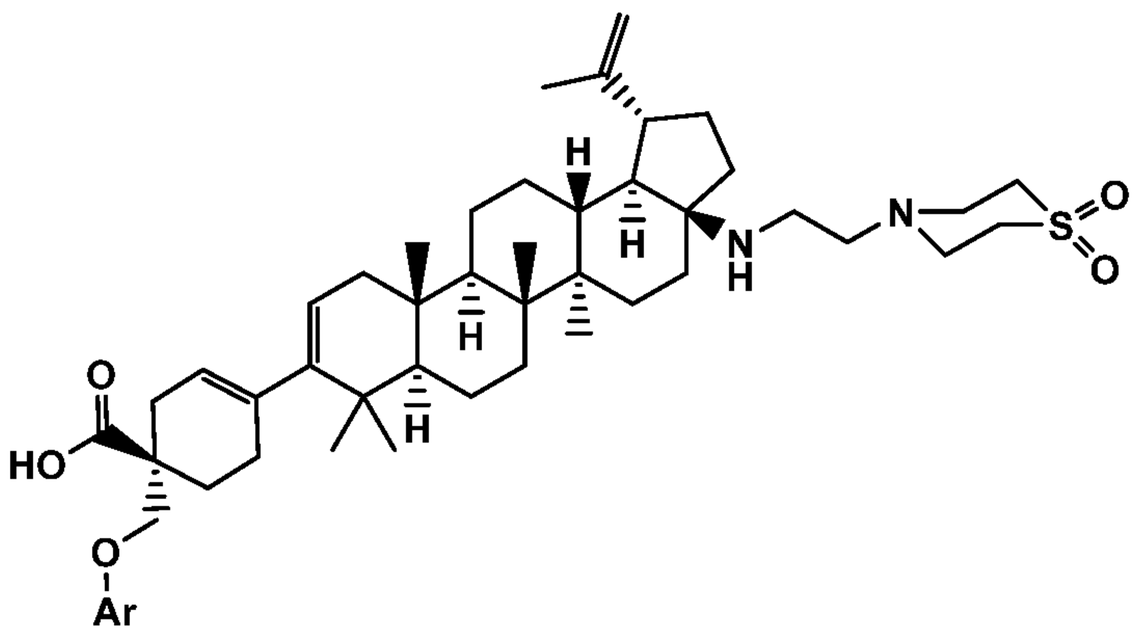

A solution of (R) α-methyl ether from Step 3 in 1,4-dioxane, MeOH and 1N NaOH (2 : 1 : 1) was stirred at 50 °C. The reaction mixture was purified by reverse phase preparative HPLC to give the final product.

Example 20

Preparation of (R)-4-((1R,3aS,5aR,5bR,7aR,11aS,11bR,13aR,13bR)-3a-((2-(1,1-dioxidothiomorpholino)ethyl)amino)-5a,5b,8,8,11a-pentamethyl-1-(prop-1-en-2-yl)-2,3,3a,4,5,5a,5b,6,7,7a,8,11,11a,11b,12,13,13a,13b-octadecahydro-1H-cyclopenta[a]chrysen-9-yl)-1-((pyridin-2-yloxy)methyl)cyclohex-3-ene-1-carboxylic acid.

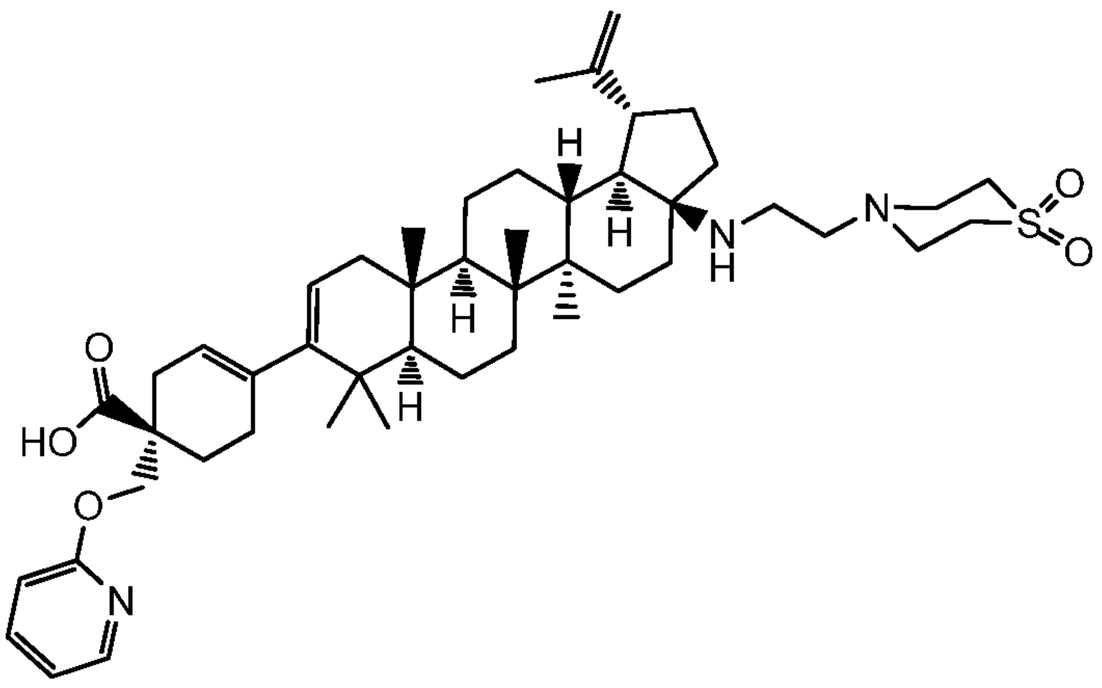

Step 1 - 2: General procedure B.

Step 3. Preparation of ethyl (R)-4-((1R,3aS,5aR,5bR,7aR,11aS,11bR,13aR,13bR)-3a-((2-(1,1-dioxidothiomorpholino)ethyl)amino)-5a,5b,8,8,11a-pentamethyl-1-(prop-1-en-2-yl)-2,3,3a,4,5,5a,5b,6,7,7a,8,11,11a,11b,12,13,13a,13b-octadecahydro-1H-cyclopenta[a]chrysen-9-yl)-1-((pyridin-2-yloxy)methyl)cyclohex-3-ene-1-carboxylate.

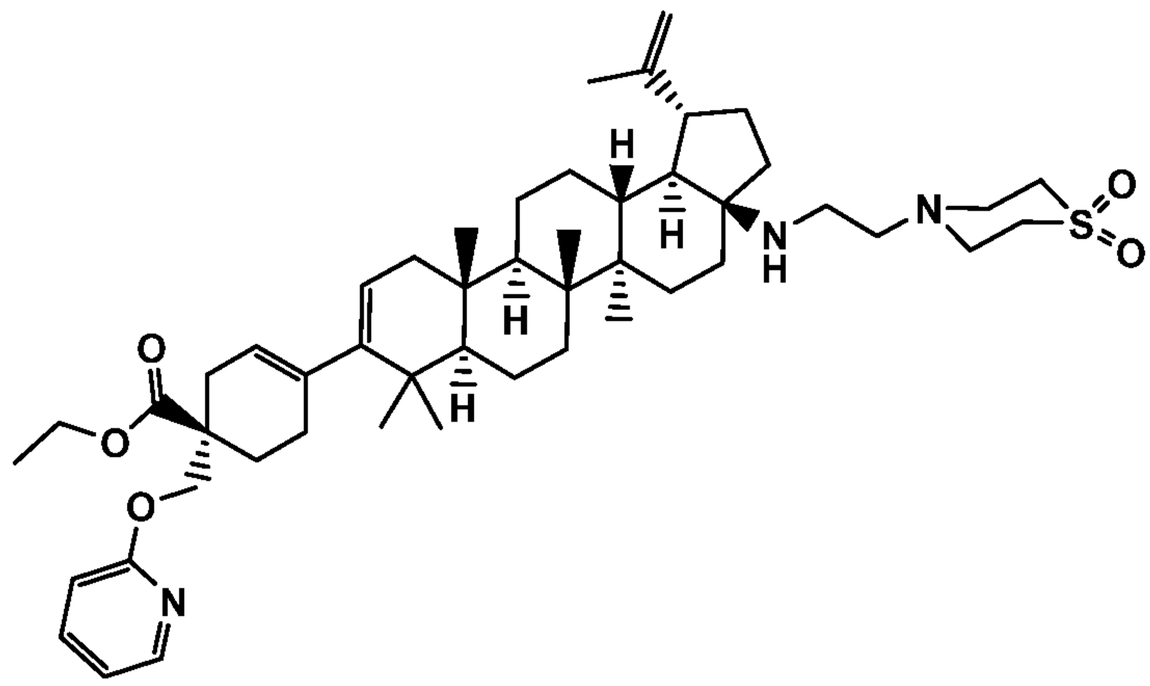

The title compound was prepared as a solid, following the procedure described in General procedure B step 3, using 2-chloropyridine as reactant. LC/MS *m/z* 830.55 $(M+H)^+$, 3.56 min (LCMS Method 5).

Step 4. (R)-4-((1R,3aS,5aR,5bR,7aR,11aS,11bR,13aR,13bR)-3a-((2-(1,1-dioxidothiomorpholino)ethyl)amino)-5a,5b,8,8,11a-pentamethyl-1-(prop-1-en-2-yl)-

2,3,3a,4,5,5a,5b,6,7,7a,8,11,11a,11b,12,13,13a,13b-octadecahydro-1H-cyclopenta[a]chrysen-9-yl)-1-((pyridin-2-yloxy)methyl)cyclohex-3-ene-1-carboxylic acid was prepared in 41 % yield (2 steps) as a solid, following the procedure described in General procedure B step 4 for 6 h, using ethyl (R)-4-((1R,3aS,5aR,5bR,7aR,11aS,11bR,13aR,13bR)-3a-((2-(1,1-dioxidothiomorpholino)ethyl)amino)-5a,5b,8,8,11a-pentamethyl-1-(prop-1-en-2-yl)-2,3,3a,4,5,5a,5b,6,7,7a,8,11,11a,11b,12,13,13a,13b-octadecahydro-1H-cyclopenta[a]chrysen-9-yl)-1-((pyridin-2-yloxy)methyl)cyclohex-3-ene-1-carboxylate as reactant. ^{1}H NMR (500MHz, CHLOROFORM-d) δ 8.21 (dd, *J*=5.3, 1.4 Hz, 1H), 7.70 (ddd, *J*=8.6, 7.0, 2.0 Hz, 1H), 6.98 (ddd, *J*=7.1, 5.3, 0.8 Hz, 1H), 6.84 (d, *J*=8.4 Hz, 1H), 5.37 (br. s., 1H), 5.20 (dd, *J*=6.1, 1.7 Hz, 1H), 4.78 (s, 1H), 4.71 (s, 1H), 4.49 (d, *J*=9.9 Hz, 1H), 4.45 (d, *J*=9.9 Hz, 1H), 3.38 - 3.31 (m, 1H), 3.25 - 3.00 (m, 9H), 2.98 - 2.85 (m, 2H), 2.79 (dt, *J*=10.9, 5.6 Hz, 1H), 2.70 - 2.62 (m, 1H), 2.28 - 1.86 (m, 11H), 1.76 - 1.07 (m, 16H), 1.70 (s, 3H), 1.16 (s, 3H), 1.04 (s, 3H), 0.96 (s, 3H), 0.93 (s, 3H), 0.87 (s, 3H). LC/MS *m/z* 802.45 $(M+H)^+$, 3.34 min (LCMS Method 5).

Example 21

Preparation of (R)-4-((1R,3aS,5aR,5bR,7aR,11aS,11bR,13aR,13bR)-3a-((2-(1,1-dioxidothiomorpholino)ethyl)amino)-5a,5b,8,8,11a-pentamethyl-1-(prop-1-en-2-yl)-2,3,3a,4,5,5a,5b,6,7,7a,8,11,11a,11b,12,13,13a,13b-octadecahydro-1H-cyclopenta[a]chrysen-9-yl)-1-((pyrimidin-4-yloxy)methyl)cyclohex-3-ene-1-carboxylic acid.

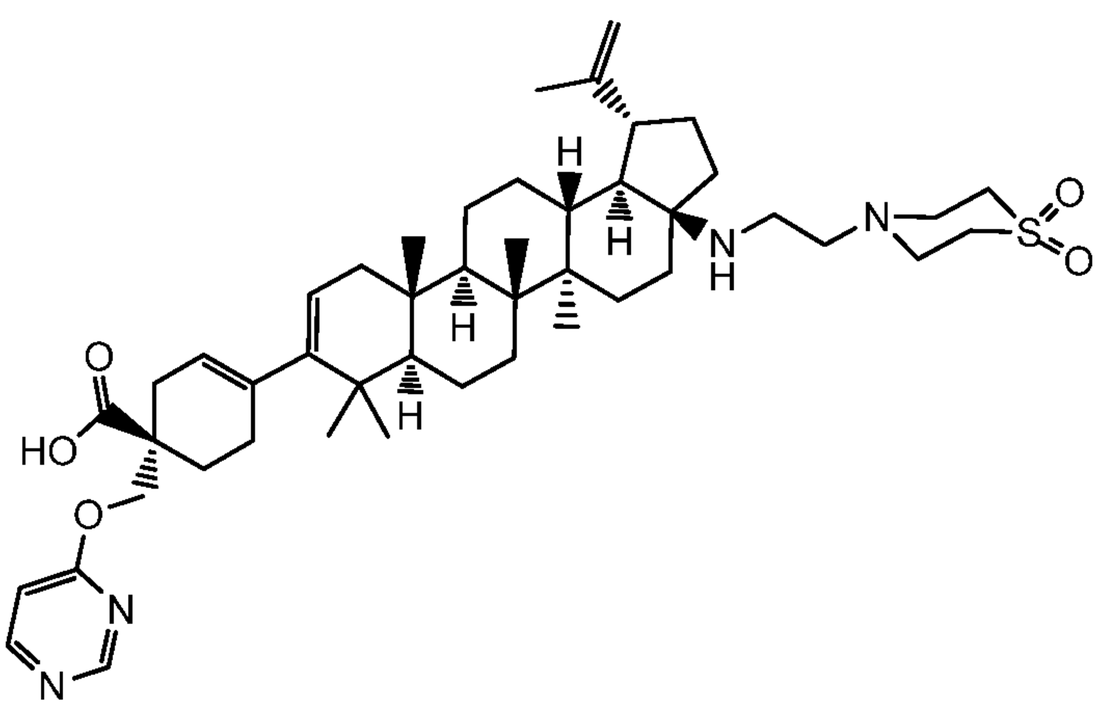

Step 1 - 2: General procedure B.

Step 3. Preparation of ethyl (R)-4-((1R,3aS,5aR,5bR,7aR,11aS,11bR,13aR,13bR)-3a-((2-(1,1-dioxidothiomorpholino)ethyl)amino)-5a,5b,8,8,11a-pentamethyl-1-(prop-1-en-2-yl)-2,3,3a,4,5,5a,5b,6,7,7a,8,11,11a,11b,12,13,13a,13b-octadecahydro-1H-cyclopenta[a]chrysen-9-yl)-1-((pyrimidin-4-yloxy)methyl)cyclohex-3-ene-1-carboxylate.

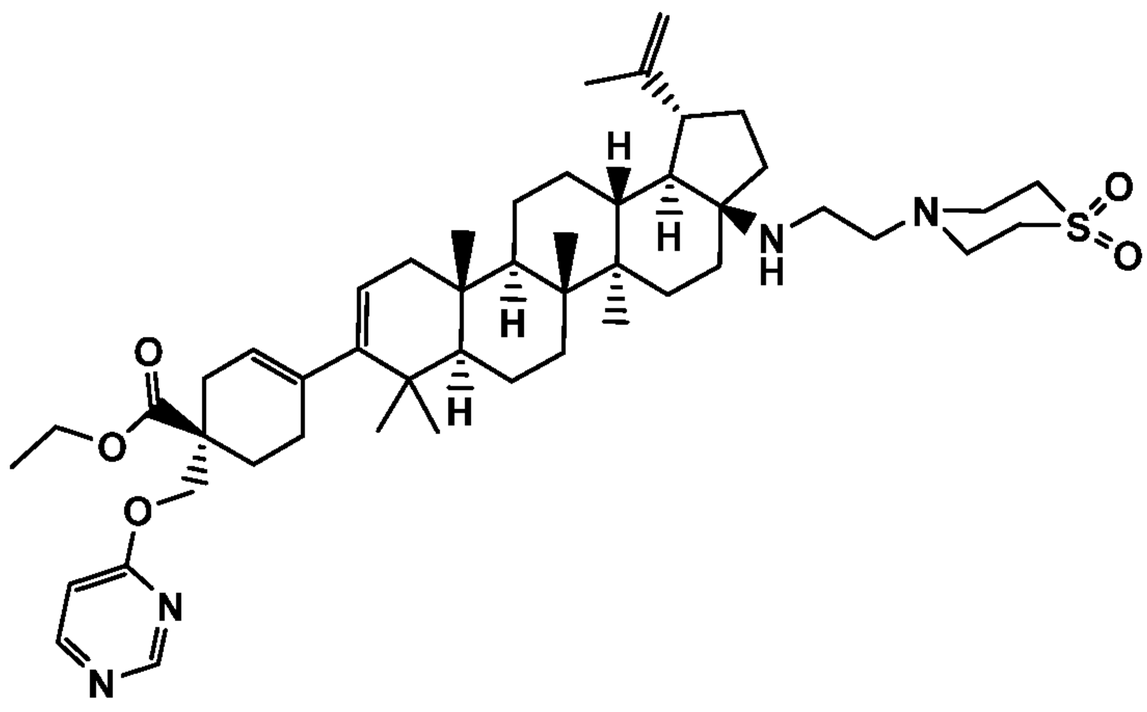

The title compound was prepared as a solid, following the procedure described in General procedure B step 3, using 4-chloropyrimidine as reactant. LC/MS *m/z* 831.55 $(M+H)^+$, 3.45 min (LCMS Method 5).

Step 4. (R)-4-((1R,3aS,5aR,5bR,7aR,11aS,11bR,13aR,13bR)-3a-((2-(1,1-dioxidothiomorpholino)ethyl)amino)-5a,5b,8,8,11a-pentamethyl-1-(prop-1-en-2-yl)-2,3,3a,4,5,5a,5b,6,7,7a,8,11,11a,11b,12,13,13a,13b-octadecahydro-1H-cyclopenta[a]chrysen-9-yl)-1-((pyrimidin-4-yloxy)methyl)cyclohex-3-ene-1-carboxylic acid was prepared in 31 % yield (2 steps) as a solid, following the procedure described in General procedure B step 4 for 4 h, using ethyl (R)-4-((1R,3aS,5aR,5bR,7aR,11aS,11bR,13aR,13bR)-3a-((2-(1,1-dioxidothiomorpholino)ethyl)amino)-5a,5b,8,8,11a-pentamethyl-1-(prop-1-en-2-yl)-2,3,3a,4,5,5a,5b,6,7,7a,8,11,11a,11b,12,13,13a,13b-octadecahydro-1H-cyclopenta[a]chrysen-9-yl)-1-((pyrimidin-4-yloxy)methyl)cyclohex-3-ene-1-carboxylate as reactant. ^{1}H NMR (500MHz, CHLOROFORM-d) δ 8.95 (s, 1H), 8.57 (d, *J*=6.4 Hz, 1H), 6.96 (dd, *J*=6.3, 0.9 Hz, 1H), 5.38 (br. s., 1H), 5.21 (d, *J*=4.6 Hz, 1H), 4.78 (s, 1H),

4.70 (s, 1H), 4.66 (s, 2H), 3.37 - 3.31 (m, 1H), 3.23 - 3.01 (m, 9H), 2.97 - 2.86 (m, 2H), 2.80 (dt, *J*=10.6, 5.6 Hz, 1H), 2.69 - 2.62 (m, 1H), 2.30 - 1.87 (m, 11H), 1.76 - 1.01 (m, 16H), 1.70 (s, 3H), 1.16 (s, 3H), 1.04 (s, 3H), 0.95 (s, 3H), 0.93 (s, 3H), 0.87 (s, 3H). LC/MS *m/z* 725.50 $(M+H)^+$, 3.23 min (LCMS Method 5).

Example 22

Preparation of (R)-1-(((3-chloropyridin-2-yl)oxy)methyl)-4-((1R,3aS,5aR,5bR,7aR,11aS,11bR,13aR,13bR)-3a-((2-(1,1-dioxidothiomorpholino)ethyl)amino)-5a,5b,8,8,11a-pentamethyl-1-(prop-1-en-2-yl)-2,3,3a,4,5,5a,5b,6,7,7a,8,11,11a,11b,12,13,13a,13b-octadecahydro-1H-cyclopenta[a]chrysen-9-yl)cyclohex-3-ene-1-carboxylic acid.

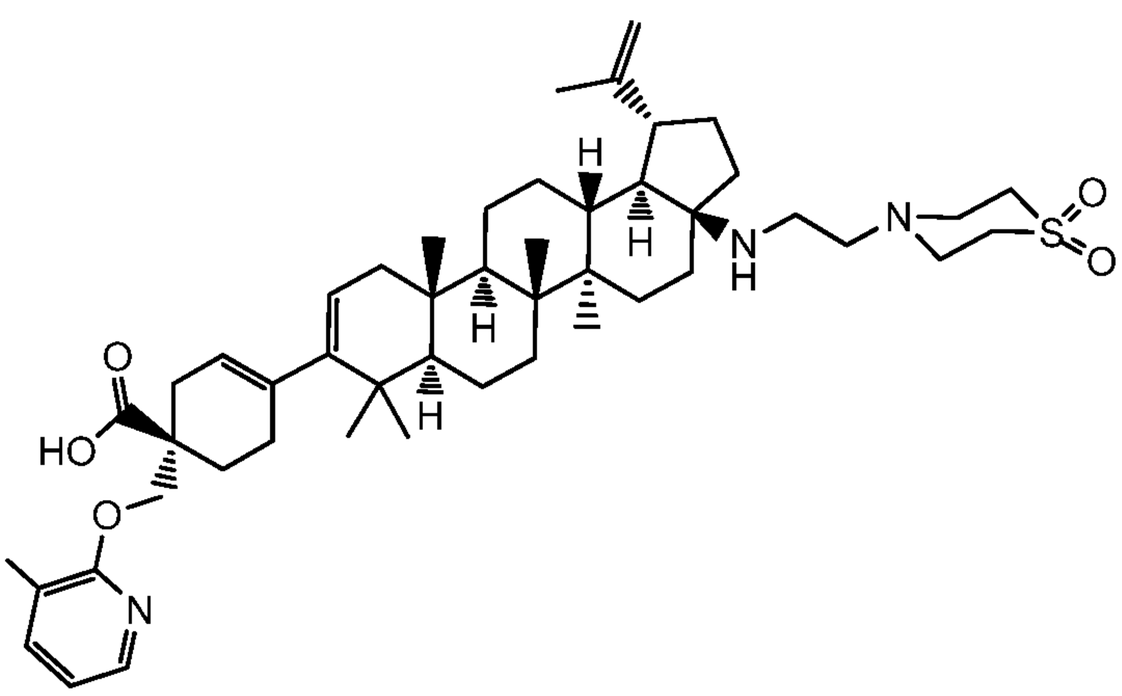

Step 1 - 2: General procedure B.

Step 3. Preparation of ethyl (R)-1-(((3-chloropyridin-2-yl)oxy)methyl)-4-((1R,3aS,5aR,5bR,7aR,11aS,11bR,13aR,13bR)-3a-((2-(1,1-dioxidothiomorpholino)ethyl)amino)-5a,5b,8,8,11a-pentamethyl-1-(prop-1-en-2-yl)-2,3,3a,4,5,5a,5b,6,7,7a,8,11,11a,11b,12,13,13a,13b-octadecahydro-1H-cyclopenta[a]chrysen-9-yl)cyclohex-3-ene-1-carboxylate.

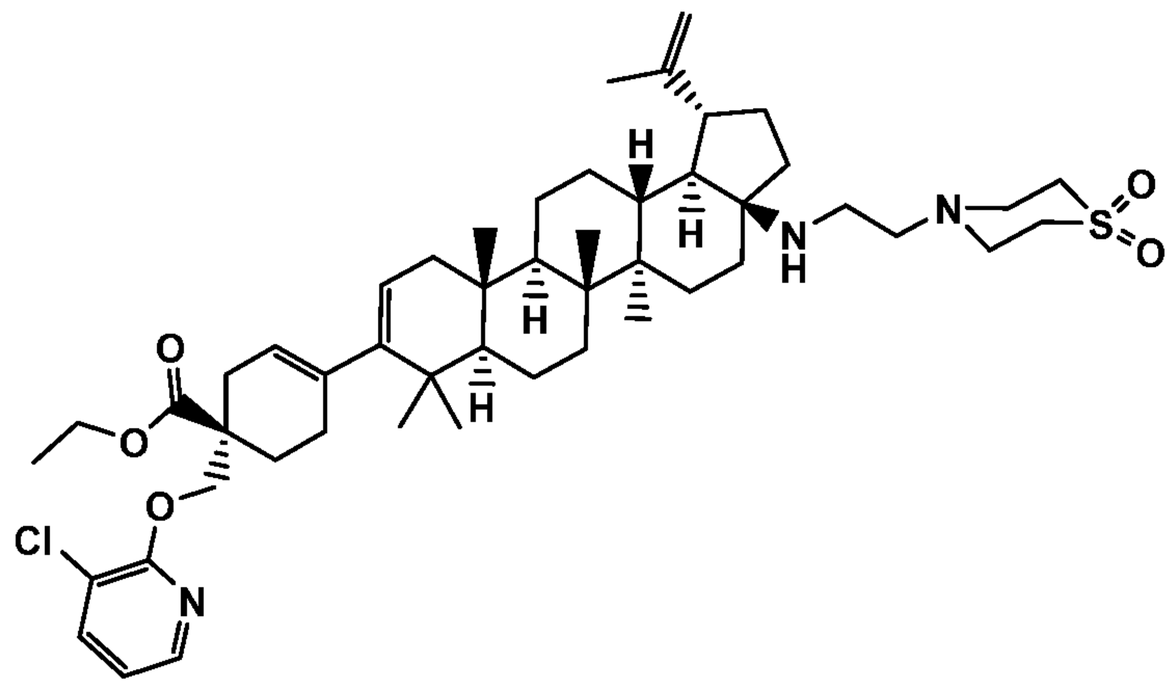

The title compound was prepared as a solid, following the procedure described in General procedure B step 3, using 2,3-dichloropyridine as reactant. LC/MS *m/z* 864.45 $(M+H)^+$, 3.83 min (LCMS Method 5).

Step 4. (R)-1-(((3-chloropyridin-2-yl)oxy)methyl)-4-((1R,3aS,5aR,5bR,7aR,11aS,11bR,13aR,13bR)-3a-((2-(1,1-dioxidothiomorpholino)ethyl)amino)-5a,5b,8,8,11a-pentamethyl-1-(prop-1-en-2-yl)-2,3,3a,4,5,5a,5b,6,7,7a,8,11,11a,11b,12,13,13a,13b-octadecahydro-1H-cyclopenta[a]chrysen-9-yl)cyclohex-3-ene-1-carboxylic acid was prepared in 69 % yield (2 steps) as a solid, following the procedure described in General procedure B step 4 for 6 h, using ethyl (R)-1-(((3-chloropyridin-2-yl)oxy)methyl)-4-((1R,3aS,5aR,5bR,7aR,11aS,11bR,13aR,13bR)-3a-((2-(1,1-dioxidothiomorpholino)ethyl)amino)-5a,5b,8,8,11a-pentamethyl-1-(prop-1-en-2-yl)-2,3,3a,4,5,5a,5b,6,7,7a,8,11,11a,11b,12,13,13a,13b-octadecahydro-1H-cyclopenta[a]chrysen-9-yl)cyclohex-3-ene-1-carboxylate as reactant. ^{1}H NMR (500MHz, CHLOROFORM-d) δ 8.04 (dd, *J*=4.9, 1.7 Hz, 1H), 7.64 (dd, *J*=7.6, 1.5 Hz, 1H), 6.87 (dd, *J*=7.6, 5.0 Hz, 1H), 5.38 (br. s., 1H), 5.21 (d, *J*=4.6 Hz, 1H), 4.77 (s, 1H), 4.71 (s, 1H), 4.54 (d, *J*=10.4 Hz, 1H), 4.51 (d, *J*=10.2 Hz, 1H), 3.43 - 3.36 (m, 1H), 3.25 - 3.01 (m, 9H), 2.99 - 2.87 (m, 2H), 2.75 (td, *J*=10.9, 5.7 Hz, 1H), 2.69 - 2.62 (m, 1H), 2.30 - 1.85 (m, 11H), 1.76 - 1.07 (m, 16H), 1.69 (s, 3H), 1.16 (s, 3H), 1.04 (s, 3H), 0.95 (s, 3H), 0.93 (s, 3H), 0.87 (s, 3H). LC/MS *m/z* 836.45 $(M+H)^+$, 3.48 min (LCMS Method 5).

Example 23

Preparation of (R)-1-(((3-cyanopyridin-2-yl)oxy)methyl)-4-((1R,3aS,5aR,5bR,7aR,11aS,11bR,13aR,13bR)-3a-((2-(1,1-dioxidothiomorpholino)ethyl)amino)-5a,5b,8,8,11a-pentamethyl-1-(prop-1-en-2-yl)-2,3,3a,4,5,5a,5b,6,7,7a,8,11,11a,11b,12,13,13a,13b-octadecahydro-1H-cyclopenta[a]chrysen-9-yl)cyclohex-3-ene-1-carboxylic acid.

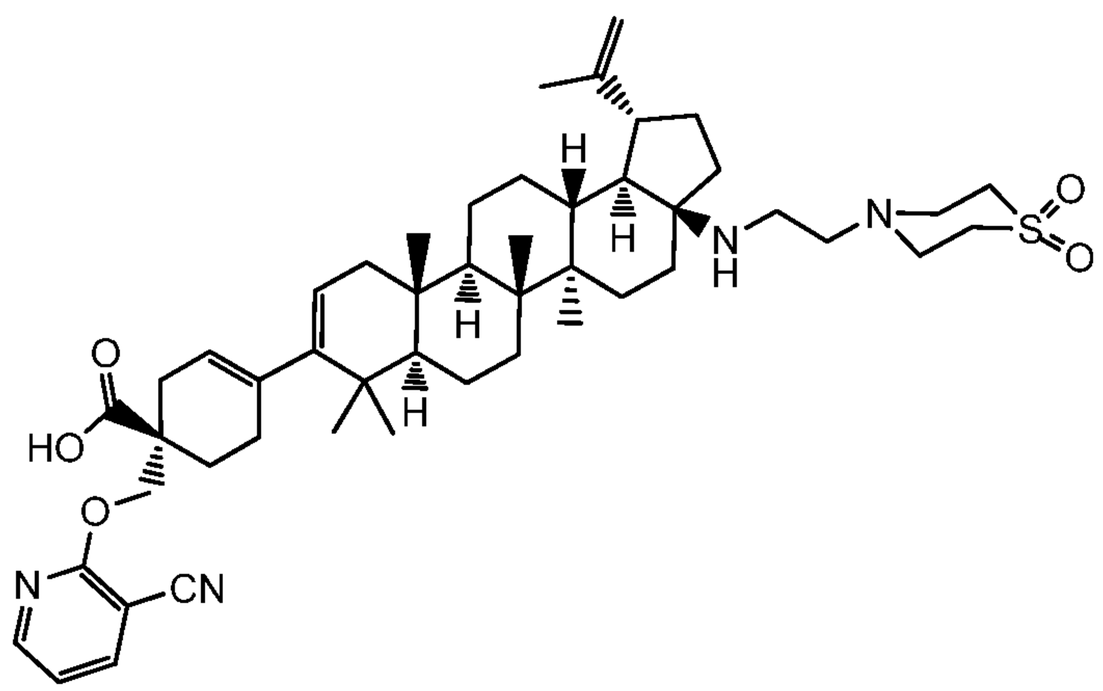

Step 1 - 2: General procedure B.

Step 3. Preparation of ethyl (R)-1-(((3-cyanopyridin-2-yl)oxy)methyl)-4-((1R,3aS,5aR,5bR,7aR,11aS,11bR,13aR,13bR)-3a-((2-(1,1-dioxidothiomorpholino)ethyl)amino)-5a,5b,8,8,11a-pentamethyl-1-(prop-1-en-2-yl)-2,3,3a,4,5,5a,5b,6,7,7a,8,11,11a,11b,12,13,13a,13b-octadecahydro-1H-cyclopenta[a]chrysen-9-yl)cyclohex-3-ene-1-carboxylate.

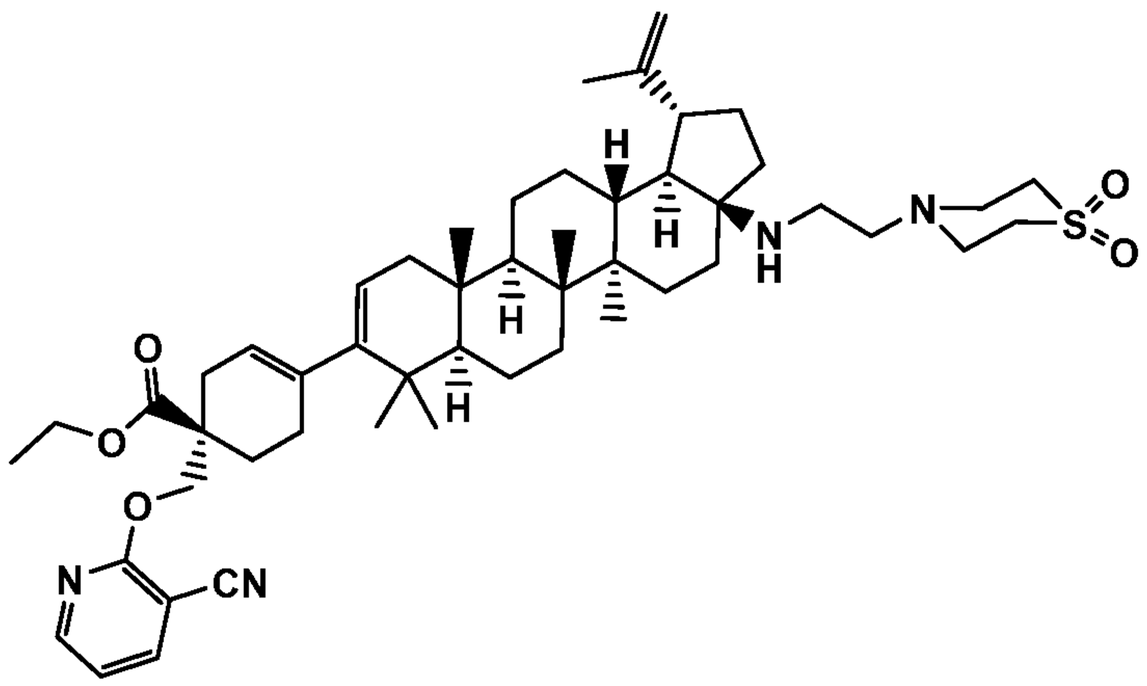

The title compound was prepared in 97 % yield as a solid, following the procedure described in General procedure B step 3, using 2-fluoronicotinonitrile as reactant. ^{1}H NMR (400MHz, CHLOROFORM-d) δ 8.33 (dd, *J*=5.0, 2.0 Hz, 1H), 7.87 (dd, *J*=7.4, 1.9 Hz, 1H), 7.00 - 6.95 (m, 1H), 5.37 (br. s., 1H), 5.19 (d, *J*=4.8 Hz, 1H), 4.71 (d, *J*=2.0 Hz, 1H), 4.60 (s, 1H), 4.57 - 4.53 (m, 2H), 4.18 (qd, *J*=7.2, 2.6 Hz, 2H), 3.12 - 2.99 (m, 8H), 2.76 - 2.41 (m, 6H), 2.28 - 0.90 (m, 27H), 1.69 (s, 3H), 1.27 (t, *J*=7.2 Hz, 3H), 1.06 (s, 3H), 0.97 (s, 3H), 0.96 (s, 3H), 0.93 (s, 3H), 0.86 (s, 3H). LC/MS *m/z* 855.60 $(M+H)^+$, 4.03 min (LCMS Method 2).

Step 4. (R)-1-(((3-cyanopyridin-2-yl)oxy)methyl)-4-((1R,3aS,5aR,5bR,7aR,11aS,11bR,13aR,13bR)-3a-((2-(1,1-dioxidothiomorpholino)ethyl)amino)-5a,5b,8,8,11a-pentamethyl-1-(prop-1-en-2-yl)-2,3,3a,4,5,5a,5b,6,7,7a,8,11,11a,11b,12,13,13a,13b-octadecahydro-1H-cyclopenta[a]chrysen-9-yl)cyclohex-3-ene-1-carboxylic acid was prepared in 67 % yield as a solid, following the procedure described in General procedure B step 3 at RT for 2 days, using ethyl (R)-1-(((3-cyanopyridin-2-yl)oxy)methyl)-4-((1R,3aS,5aR,5bR,7aR,11aS,11bR,13aR,13bR)-3a-((2-(1,1-dioxidothiomorpholino)ethyl)amino)-5a,5b,8,8,11a-pentamethyl-1-(prop-1-en-2-yl)-2,3,3a,4,5,5a,5b,6,7,7a,8,11,11a,11b,12,13,13a,13b-octadecahydro-1H-cyclopenta[a]chrysen-9-yl)cyclohex-3-ene-1-carboxylate as reactant. ^{1}H NMR (400MHz, METHANOL-d_4) δ 8.37 (dd, *J*=5.0, 2.0 Hz, 1H), 8.06 (dd, *J*=7.5, 1.8 Hz, 1H), 7.10 (dd, *J*=7.5, 5.0 Hz, 1H), 5.37 (br. s., 1H), 5.22 (dd, *J*=6.0, 1.5 Hz, 1H), 4.85 (s, 1H), 4.76 (t, *J*=1.5 Hz, 1H), 4.63 - 4.55 (m, 2H), 3.27 - 3.07 (m, 11 H), 2.91 (ddd, *J*=14.4, 10.0, 4.6 Hz,

1H), 2.79 - 2.61 (m, 2H), 2.32 - 1.09 (m, 27H), 1.77 (s, 3H), 1.17 (s, 3H), 1.12 (s, 3H), 1.00 (s, 3H), 0.97 (s, 3H), 0.93 (s, 3H). LC/MS *m/z* 827.60 $(M+H)^+$, 3.70 min (LCMS Method 2).

Example 24

Preparation of (R)-1-(((3-carbamoylpyridin-2-yl)oxy)methyl)-4-((1R,3aS,5aR,5bR,7aR,11aS,11bR,13aR,13bR)-3a-((2-(1,1-dioxidothiomorpholino)ethyl)amino)-5a,5b,8,8,11a-pentamethyl-1-(prop-1-en-2-yl)-2,3,3a,4,5,5a,5b,6,7,7a,8,11,11a,11b,12,13,13a,13b-octadecahydro-1H-cyclopenta[a]chrysen-9-yl)cyclohex-3-ene-1-carboxylic acid.

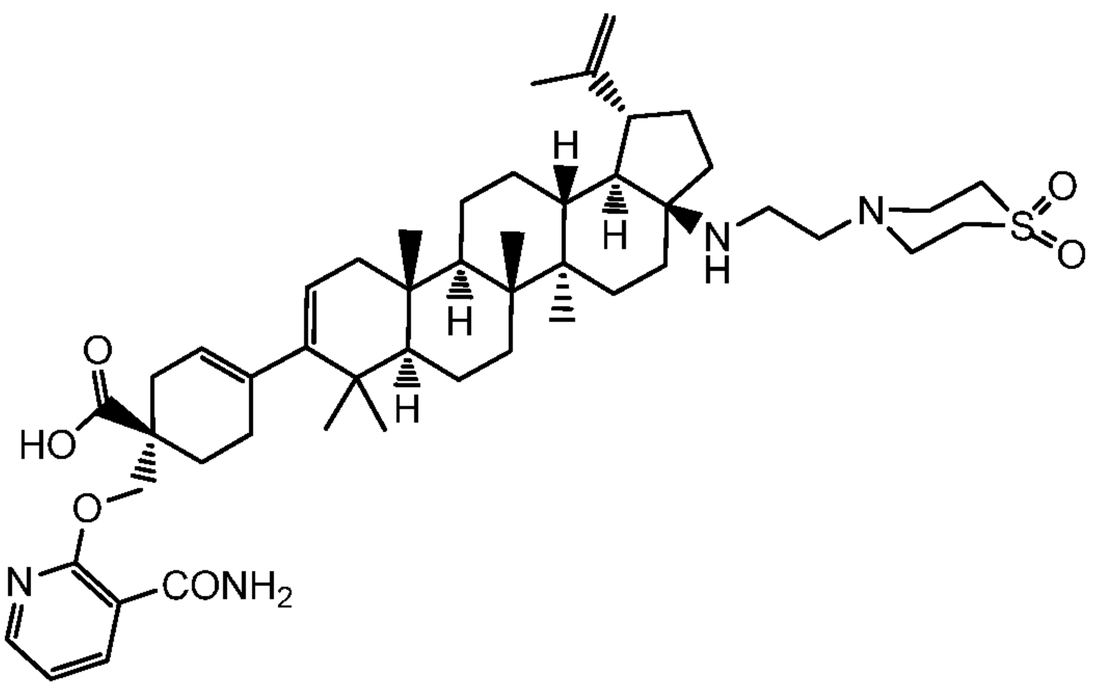

The title compound was a side product formed during Step 4 of the preparation of ethyl (R)-1-(((3-cyanopyridin-2-yl)oxy)methyl)-4-((1R,3aS,5aR,5bR,7aR,11aS,11bR,13aR,13bR)-3a-((2-(1,1-dioxidothiomorpholino)ethyl)amino)-5a,5b,8,8,11a-pentamethyl-1-(prop-1-en-2-yl)-2,3,3a,4,5,5a,5b,6,7,7a,8,11,11a,11b,12,13,13a,13b-octadecahydro-1H-cyclopenta[a]chrysen-9-yl)cyclohex-3-ene-1-carboxylate. The material was isolated in 14 % yield as a solid. ^{1}H NMR (400MHz, METHANOL-d$_4$) δ 8.40 (dd, *J*=7.8, 2.0 Hz, 1H), 8.29 (dd, *J*=5.0, 2.0 Hz, 1H), 7.13 (dd, *J*=7.7, 4.9 Hz, 1H), 5.37 (br. s., 1H), 5.21 (d, *J*=4.5 Hz, 1H), 4.83 (s, 1H), 4.72 (s, 1H), 4.64 (d, *J*=10.3 Hz, 1H), 4.53 (d, *J*=10.5 Hz, 1H), 3.28 - 3.03 (m, 11H), 3.01 - 2.90 (m, 1H), 2.84 - 2.68 (m, 2H), 2.37 - 1.06 (m, 27H), 1.75 (s, 3H), 1.18 (s, 3H), 1.10 (s, 3H), 0.99 (s, 3H), 0.96 (s, 3H), 0.92 (s, 3H). LC/MS *m/z* 845.60 $(M+H)^+$, 3.66 min (LCMS Method 2).

General Procedure C: Preparation of (S) α-substituted cyclohexenecarboxylic acid derivatives.

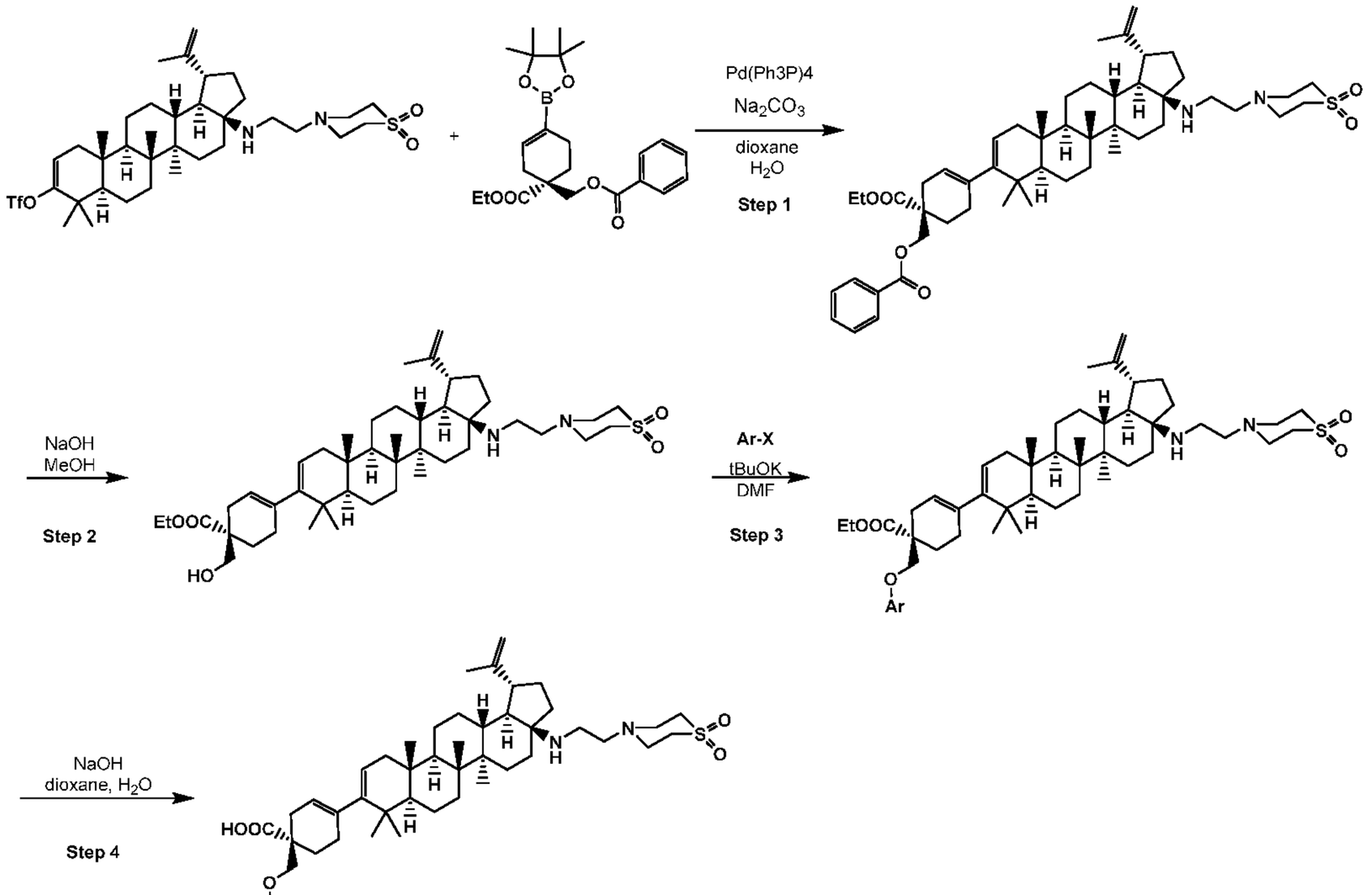

Step 1. Preparation of ((S)-4-((1R,3aS,5aR,5bR,7aR,11aS,11bR,13aR,13bR)-3a-((2-(1,1-dioxidothiomorpholino)ethyl)amino)-5a,5b,8,8,11a-pentamethyl-1-(prop-1-en-2-yl)-2,3,3a,4,5,5a,5b,6,7,7a,8,11,11a,11b,12,13,13a,13b-octadecahydro-1H-cyclopenta[a]chrysen-9-yl)-1-(ethoxycarbonyl)cyclohex-3-en-1-yl)methyl benzoate.

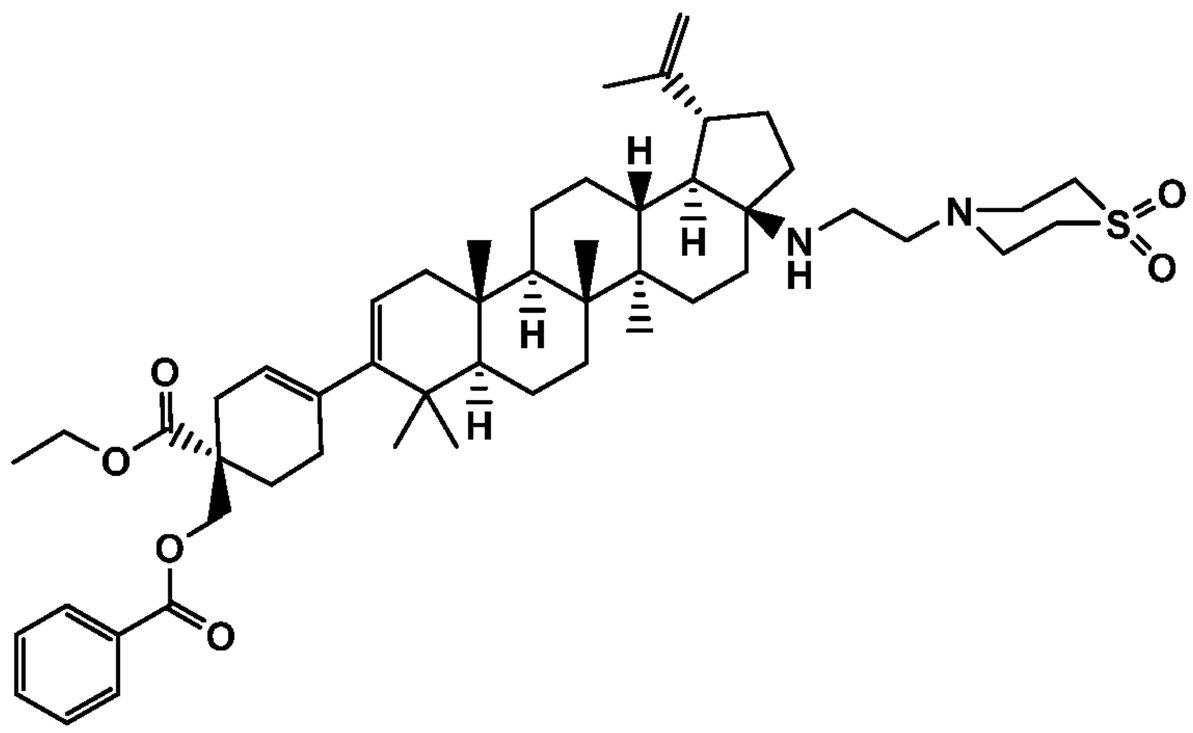

The title compound was prepared in 86% of yield as a solid, following the procedure described in General procedure B step 1, using (S)-(1-(ethoxycarbonyl)-4-(4,4,5,5-tetramethyl-1,3,2-dioxaborolan-2-yl)cyclohex-3-en-1-yl)methyl benzoate instead of (R)-(1-(ethoxycarbonyl)-4-(4,4,5,5-tetramethyl-1,3,2-dioxaborolan-2-yl)cyclohex-3-en-1-yl)methyl benzoate as the reactant. LC/MS *m/z* 857.50 $(M+H)^+$, 3.055 min (LCMS Method 3). ^{1}H NMR (400MHz, CHLOROFORM-d) δ 8.07 - 7.90 (m, 2H), 7.64 - 7.52 (m, 1H), 7.49 - 7.37 (m, 2H), 5.37 (br. s., 1H), 5.21 (dd, *J*=6.0, 1.8 Hz, 1H), 4.72 (d, *J*=1.8 Hz, 1H), 4.61 (d, *J*=1.3 Hz, 1H), 4.52 - 4.37 (m, 2H), 4.25 - 4.16 (m, 2H), 3.15 - 3.00 (m, 8H), 2.78 - 2.53 (m, 5H), 2.51 - 2.42 (m, 1H), 2.34-2.23 (m, 1H), 1.70 (s, 3H), 1.07 (s, 3H), 0.99 (s, 3H), 0.97 (s, 3H), 0.93 (s, 3H), 0.87 (s, 3H), 2.22 - 0.80 (m, 29H).

Step 2. Preparation of ethyl (S)-4-((1R,3aS,5aR,5bR,7aR,11aS,11bR,13aR,13bR)-3a-((2-(1,1-dioxidothiomorpholino)ethyl)amino)-5a,5b,8,8,11a-pentamethyl-1-(prop-1-en-2-yl)-2,3,3a,4,5,5a,5b,6,7,7a,8,11,11a,11b,12,13,13a,13b-octadecahydro-1H-cyclopenta[a]chrysen-9-yl)-1-(hydroxymethyl)cyclohex-3-ene-1-carboxylate.

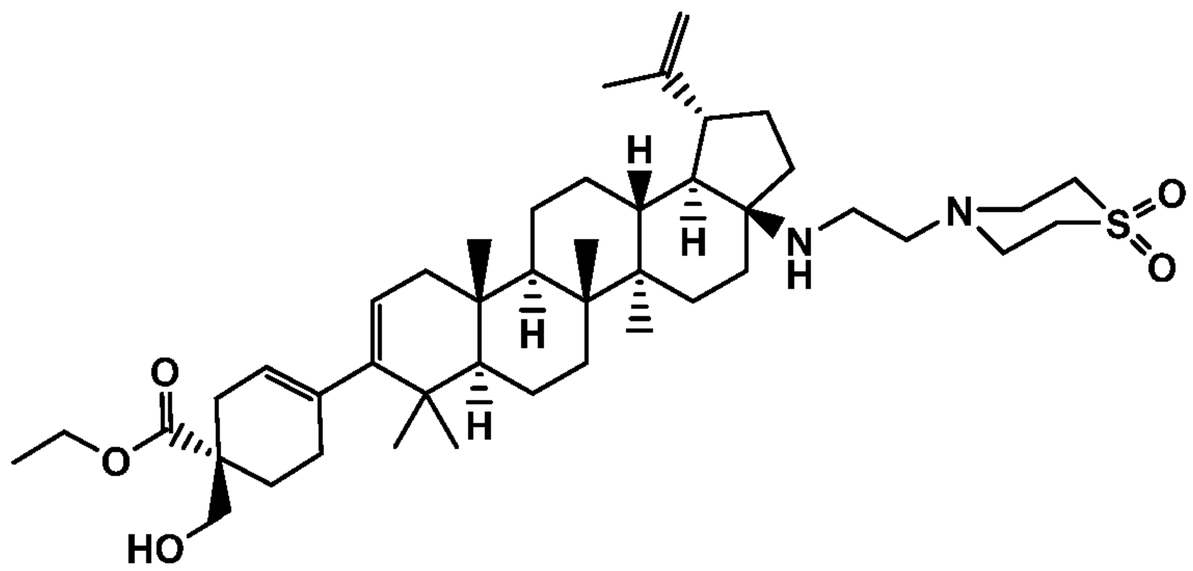

The title compound was prepared in 94% of yield as a solid, following the procedure described in General procedure B step 2, using ((S)-4-((1R,3aS,5aR,5bR,7aR,11aS,11bR,13aR,13bR)-3a-((2-(1,1-dioxidothiomorpholino)ethyl)amino)-5a,5b,8,8,11a-pentamethyl-1-(prop-1-en-2-yl)-2,3,3a,4,5,5a,5b,6,7,7a,8,11,11a,11b,12,13,13a,13b-octadecahydro-1H-cyclopenta[a]chrysen-9-yl)-1-(ethoxycarbonyl)cyclohex-3-en-1-yl)methyl benzoate instead of ((R)-4-((1R,3aS,5aR,5bR,7aR,11aS,11bR,13aR,13bR)-3a-((2-(1,1-dioxidothiomorpholino)ethyl)amino)-5a,5b,8,8,11a-pentamethyl-1-(prop-1-en-2-yl)-2,3,3a,4,5,5a,5b,6,7,7a,8,11,11a,11b,12,13,13a,13b-octadecahydro-1H-cyclopenta[a]chrysen-9-yl)-1-(ethoxycarbonyl)cyclohex-3-en-1-yl)methyl benzoate as the reactant. LC/MS *m/z* 753.55 $(M+H)^+$, 2.754 min (LCMS Method 3). ^1H NMR (400MHz, CHLOROFORM-d) δ 5.30 (s, 1H), 5.16 (d, *J*=5.0 Hz, 1H), 4.72 (s, 1H), 4.61 (s, 1H), 4.23 - 4.12 (m, 2H), 3.67 (s, 2H), 3.28 - 2.65 (m, 13H), 2.54 (d, *J*=16.1 Hz, 1H), 1.68 (s, 3H), 1.09 (s, 3H), 0.98 (s, 3H), 0.96 (s, 3H), 0.89 (s, 3H), 0.85 (s, 3H), 2.23 - 0.78 (m, 30H).

Step 3. Preparation of ethyl (S)-1-((aryloxy)methyl)-4-((1R,3aS,5aR,5bR,7aR,11aS,11bR,13aR,13bR)-3a-((2-(1,1-dioxidothiomorpholino)ethyl)amino)-5a,5b,8,8,11a-pentamethyl-1-(prop-1-en-2-yl)-2,3,3a,4,5,5a,5b,6,7,7a,8,11,11a,11b,12,13,13a,13b-octadecahydro-1H-cyclopenta[a]chrysen-9-yl)cyclohex-3-ene-1-carboxylate.

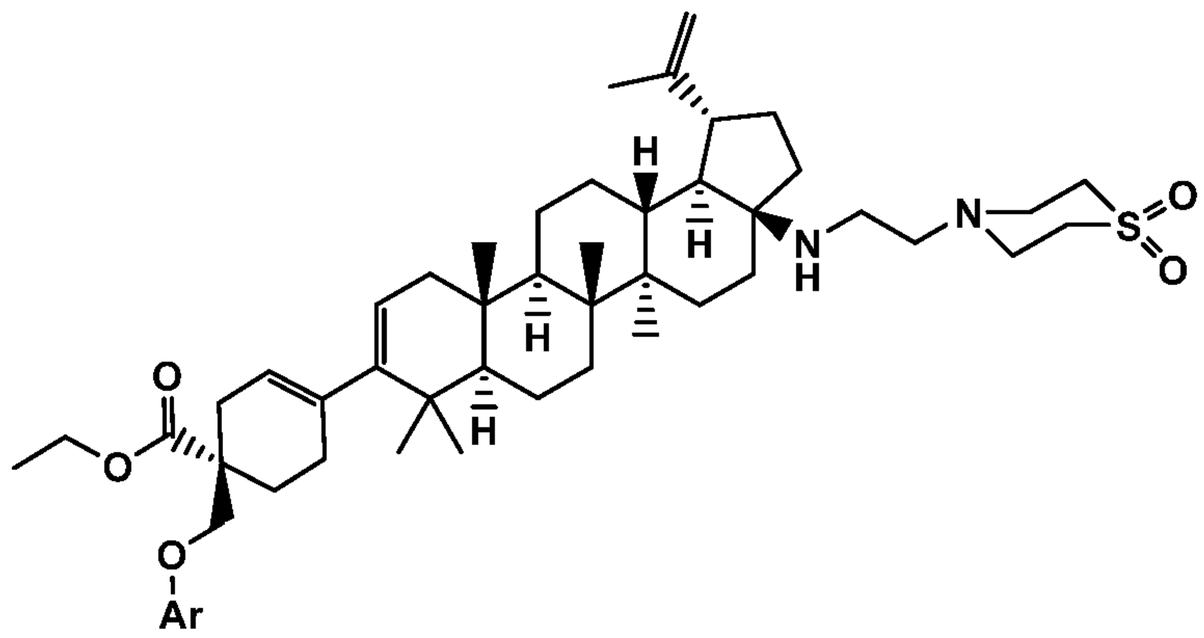

To a solution of ethyl (S)-4-((1R,3aS,5aR,5bR,7aR,11aS,11bR,13aR,13bR)-3a-((2-(1,1-dioxidothiomorpholino)ethyl)amino)-5a,5b,8,8,11a-pentamethyl-1-(prop-1-en-2-yl)-2,3,3a,4,5,5a,5b,6,7,7a,8,11,11a,11b,12,13,13a,13b-octadecahydro-1H-cyclopenta[a]chrysen-9-yl)-1-(hydroxymethyl)cyclohex-3-ene-1-carboxylate (1 eq) in DMF at -78 °C was added KOtBu (2 eq). The resulted mixture was stirred for 20 minutes before the addition of Ar-X (2 eq). Then the reaction was warmed to RT and stirred overnight. The reaction mixture was diluted with EtAOc, washed with water, dried over Na_2SO_4, and concentrated *in vacuo* to give crude product which was either used in next step without further purification or purified by silica gel chromatography using ethyl acetate/hexanes as eluents.

Step 4. Preparation of (S)-1-((aryloxy)methyl)-4-((1R,3aS,5aR,5bR,7aR,11aS,11bR,13aR,13bR)-3a-((2-(1,1-dioxidothiomorpholino)ethyl)amino)-5a,5b,8,8,11a-pentamethyl-1-(prop-1-en-2-yl)-2,3,3a,4,5,5a,5b,6,7,7a,8,11,11a,11b,12,13,13a,13b-octadecahydro-1H-cyclopenta[a]chrysen-9-yl)cyclohex-3-ene-1-carboxylic acid.

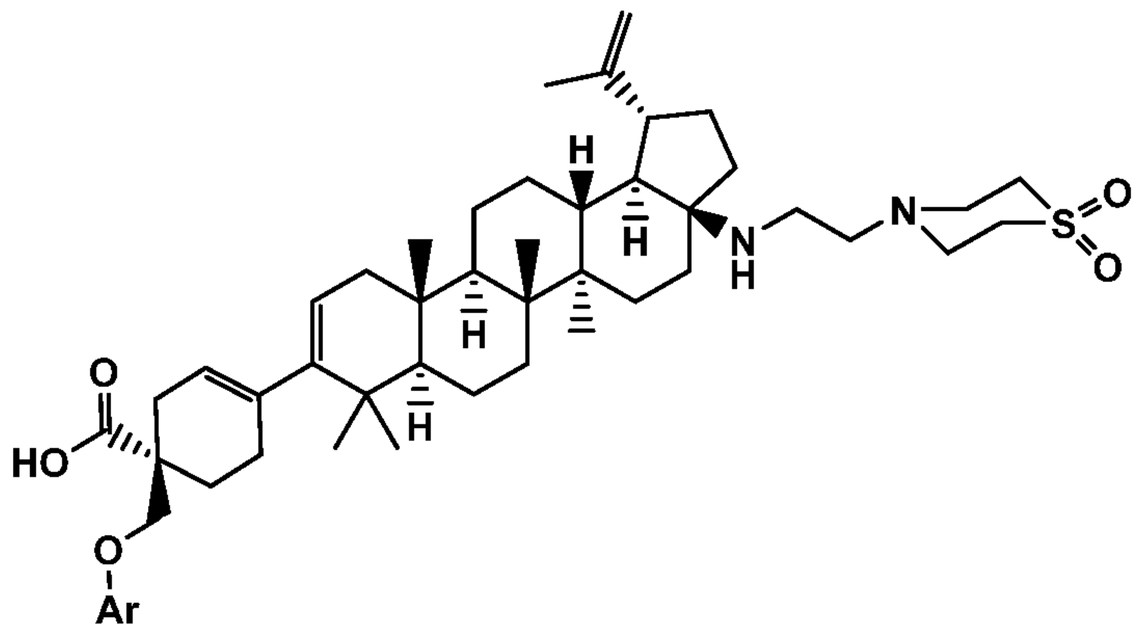

A solution of ethyl (S)-1-((aryloxy)methyl)-4-((1R,3aS,5aR,5bR,7aR,11aS,11bR,13aR,13bR)-3a-((2-(1,1-dioxidothiomorpholino)ethyl)amino)-5a,5b,8,8,11a-pentamethyl-1-(prop-1-en-2-yl)-2,3,3a,4,5,5a,5b,6,7,7a,8,11,11a,11b,12,13,13a,13b-octadecahydro-1H-cyclopenta[a]chrysen-9-yl)cyclohex-3-ene-1-carboxylate from Step 3 in 1,4-dioxane, MeOH and 1N NaOH (2 : 1 : 1) was stirred at 50 °C for 2-18 hours. The reaction mixture was then purified by reverse phase preparative HPLC to give the final product.

Example 25

Preparation of (S)-1-(((3-cyanopyridin-2-yl)oxy)methyl)-4-((1R,3aS,5aR,5bR,7aR,11aS,11bR,13aR,13bR)-3a-((2-(1,1-dioxidothiomorpholino)ethyl)amino)-5a,5b,8,8,11a-pentamethyl-1-(prop-1-en-2-yl)-2,3,3a,4,5,5a,5b,6,7,7a,8,11,11a,11b,12,13,13a,13b-octadecahydro-1H-cyclopenta[a]chrysen-9-yl)cyclohex-3-ene-1-carboxylic acid.

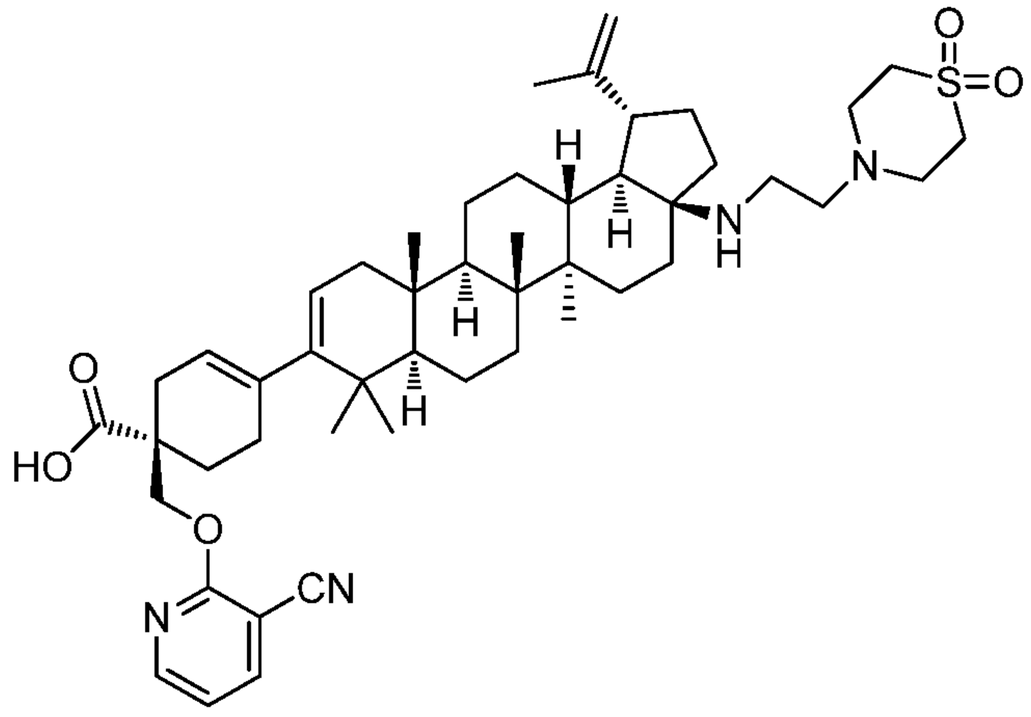

Step 1 - 2: General procedure C step 1-2.

Step 3. Preparation of ethyl (S)-1-(((3-cyanopyridin-2-yl)oxy)methyl)-4-((1R,3aS,5aR,5bR,7aR,11aS,11bR,13aR,13bR)-3a-((2-(1,1-dioxidothiomorpholino)ethyl)amino)-5a,5b,8,8,11a-pentamethyl-1-(prop-1-en-2-yl)-2,3,3a,4,5,5a,5b,6,7,7a,8,11,11a,11b,12,13,13a,13b-octadecahydro-1H-cyclopenta[a]chrysen-9-yl)cyclohex-3-ene-1-carboxylate.

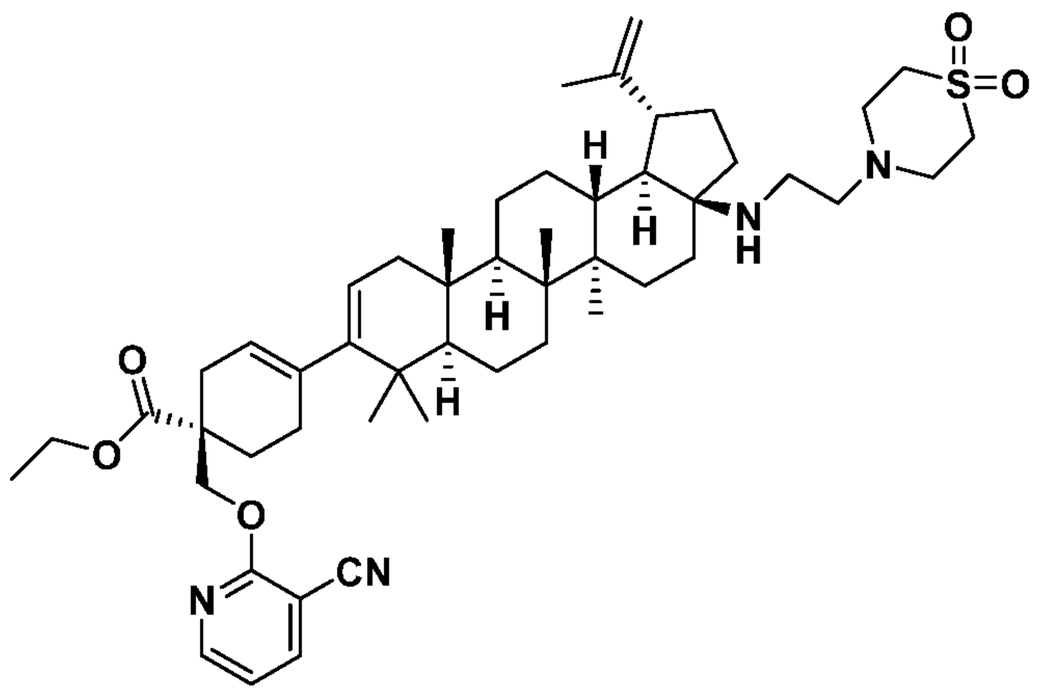

The title compound was prepared as a solid, following the procedure described in General procedure C step 3, using 2-chloronicotinonitrile as the reactant. LC/MS *m/z* 855.50 $(M+H)^+$, 3.004 min (LCMS Method 3).

Step 4. (S)-1-(((3-cyanopyridin-2-yl)oxy)methyl)-4-((1R,3aS,5aR,5bR,7aR,11aS,11bR,13aR,13bR)-3a-((2-(1,1-dioxidothiomorpholino)ethyl)amino)-5a,5b,8,8,11a-pentamethyl-1-(prop-1-en-2-yl)-2,3,3a,4,5,5a,5b,6,7,7a,8,11,11a,11b,12,13,13a,13b-octadecahydro-1H-cyclopenta[a]chrysen-9-yl)cyclohex-3-ene-1-carboxylic acid was prepared in 29 % yield (over 2 steps) as a solid, following the procedure described in General procedure C step 4 for 7 h, using ethyl (S)-1-(((3-cyanopyridin-2-yl)oxy)methyl)-4-((1R,3aS,5aR,5bR,7aR,11aS,11bR,13aR,13bR)-3a-((2-(1,1-dioxidothiomorpholino)ethyl)amino)-5a,5b,8,8,11a-pentamethyl-1-(prop-1-en-2-yl)-2,3,3a,4,5,5a,5b,6,7,7a,8,11,11a,11b,12,13,13a,13b-octadecahydro-1H-cyclopenta[a]chrysen-9-yl)cyclohex-3-ene-1-carboxylate as the reactant. LC/MS: m/e 827.50 $(M+H)^+$, 3.393 min (LCMS Method 7). ^{1}H NMR (400MHz, METHANOL-d_4) δ 8.40 (dd, *J*=5.1, 1.9 Hz, 1H), 8.08 (dd, *J*=7.5, 2.0 Hz, 1H), 7.12 (dd, *J*=7.5, 5.0 Hz, 1H), 5.39 (br. s., 1H), 5.25 - 5.21 (m, 1H), 4.85 (s, 1H), 4.76 (s, 1H), 4.62 (d, *J*=10.3 Hz, 1H), 4.58 (d, *J*=10.3 Hz, 1H), 3.31 - 3.18 (m, 8H), 3.16 – 3.12 (m, 2H), 3.12 – 3.07 (m, 1H), 3.02 - 2.87 (m, 1H), 2.80 (td, *J*=11.0, 5.5 Hz, 1H), 2.73 - 2.63 (m, 2H), 2.37 - 2.27 (m, 1H), 2.26 - 2.01 (m, 8H), 1.97 - 1.91 (m, 1H), 1.88 - 1.75 (m, 2H), 1.78 (s, 3H), 1.72 - 1.44 (m, 10H), 1.42 - 1.31 (m, 1H), 1.20 (s, 3H), 1.27 - 1.09 (m, 3H), 1.13 (s, 3H), 1.02 (s, 3H), 0.98 (s, 3H), 0.95 (s, 3H).

Alternatively, Example 28 can be prepared using the following procedure:

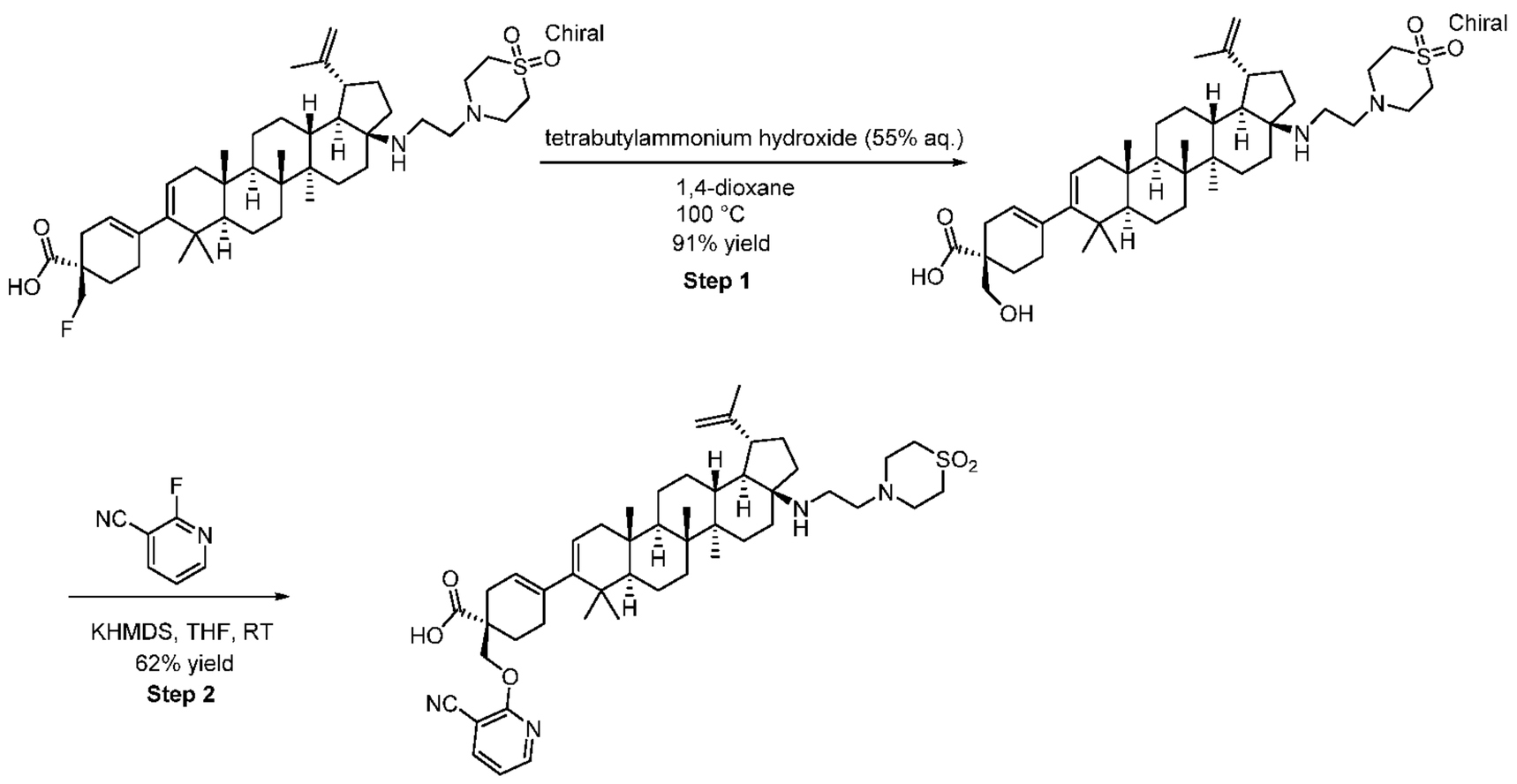

Step 1: Preparation of (S)-4-((1R,3aS,5aR,5bR,7aR,11aS,11bR,13aR,13bR)-3a-((2-(1,1-dioxidothiomorpholino)ethyl)amino)-5a,5b,8,8,11a-pentamethyl-1-(prop-1-en-2-yl)-2,3,3a,4,5,5a,5b,6,7,7a,8,11,11a,11b,12,13,13a,13b-octadecahydro-1H-cyclopenta[a]chrysen-9-yl)-1-(hydroxymethyl)cyclohex-3-enecarboxylic acid, HCl. To a flask containing a suspension of (R)-4-((1R,3aS,5aR,5bR,7aR,11aS,11bR,13aR,13bR)-3a-((2-(1,1-dioxidothiomorpholino)ethyl)amino)-5a,5b,8,8,11a-pentamethyl-1-(prop-1-en-2-yl)-2,3,3a,4,5,5a,5b,6,7,7a,8,11,11a,11b,12,13,13a,13b-octadecahydro-1H-cyclopenta[a]chrysen-9-yl)-1-(fluoromethyl)cyclohex-3-enecarboxylic acid (4.08 g, 5.61 mmol) prepared as described in WO 2015157483 in 1,4-dioxane (50.0 mL) was added tetrabutylammonium hydroxide (55% in water) (26.5 g, 56.1 mmol). The flask was attached to reflux condensor and was heated in an oil bath at 100 °C. After 8.5 days of heating, LC/MS showed the reaction was complete. The mixture was cooled to rt and was transferred to a graduated addition funnel. Upon standing in the addition funnel, two distinct layers formed. The bottom layer containing the product was split in half based on the graduation of the funnel. Half of the material was made acidic by adding 1N HCl. The solids that formed were collected by filtration and were washed with water. The solids were then triturated with ether and collected by filtration. The solids were washed with ether then allowed to dry on the filter paper. The title product was isolated as a white solid (1.95g, 2.56 mmol, 45.6% yield, 91% if calculated as half of the mixture). LCMS: m/e 725.4 $(M+H)^+$, 1.15 min (method 16).

Step 2. To a suspension of (S)-4-((1R,3aS,5aR,5bR,7aR,11aS,11bR,13aR,13bR)-3a-((2-(1,1-dioxidothiomorpholino)ethyl)amino)-5a,5b,8,8,11a-pentamethyl-1-(prop-1-en-2-yl)-2,3,3a,4,5,5a,5b,6,7,7a,8,11,11a,11b,12,13,13a,13b-octadecahydro-1H-cyclopenta[a]chrysen-9-yl)-1-(hydroxymethyl)cyclohex-3-enecarboxylic acid, HCl (1.95 g, 2.56 mmol) in THF (30 mL) was added KHMDS (0.91M in THF) (9.0 mL, 8.19 mmol). The mixture was stirred for 5 minutes, then 2-fluoronicotinonitrile (1.0 g, 8.19 mmol) was added. After 2.5h an aliquot was removed. LC/MS showed the reaction was complete. The reaction mixture was diluted with 1N HCl (30 mL) then was extracted with ethyl acetate (3 x 75 mL). The organic layers were washed with sat. aq. NaCl, and dried over magnesium sulfate. The drying agent was removed by filtration. The drying agent did not filter well, so it is likely that solid precipitated while standing at rt, so the solid filter cake was stirred with ethyl acetate, then with dichloromethane, then filtered again. The

combined filtrates were concentrated under reduced pressure. The residue was triturated with ether and the solids that formed were collected by filtration and washed with ether. The residue was dissolved in methanol and was purified by reverse phase chromatography using a 275g Isco Redisep gold C18 column and a 20%B-80%A to 100%B gradient where A was 90% water, 10% acetonitrile with 0.1% TFA buffer and B was 10% water, 90% acetonitrile with 0.1% TFA buffer. The fractions containing the product were combined and concentrated under reduced pressure to give (S)-1-(((3-cyanopyridin-2-yl)oxy)methyl)-4-((1R,3aS,5aR,5bR,7aR,11aS,11bR,13aR,13bR)-3a-((2-(1,1-dioxidothiomorpholino)ethyl)amino)-5a,5b,8,8,11a-pentamethyl-1-(prop-1-en-2-yl)-2,3,3a,4,5,5a,5b,6,7,7a,8,11,11a,11b,12,13,13a,13b-octadecahydro-1H-cyclopenta[a]chrysen-9-yl)cyclohex-3-enecarboxylic acid, TFA (1.50g, 1.59 mmol, 62%) as a white solid. LCMS: m/e 827.4 $(M+H)^+$, 1.32 min (method 16).

Example 26

Preparation of (S)-1-(((3-carbamoylpyridin-2-yl)oxy)methyl)-4-((1R,3aS,5aR,5bR,7aR,11aS,11bR,13aR,13bR)-3a-((2-(1,1-dioxidothiomorpholino)ethyl)amino)-5a,5b,8,8,11a-pentamethyl-1-(prop-1-en-2-yl)-2,3,3a,4,5,5a,5b,6,7,7a,8,11,11a,11b,12,13,13a,13b-octadecahydro-1H-cyclopenta[a]chrysen-9-yl)cyclohex-3-ene-1-carboxylic acid.

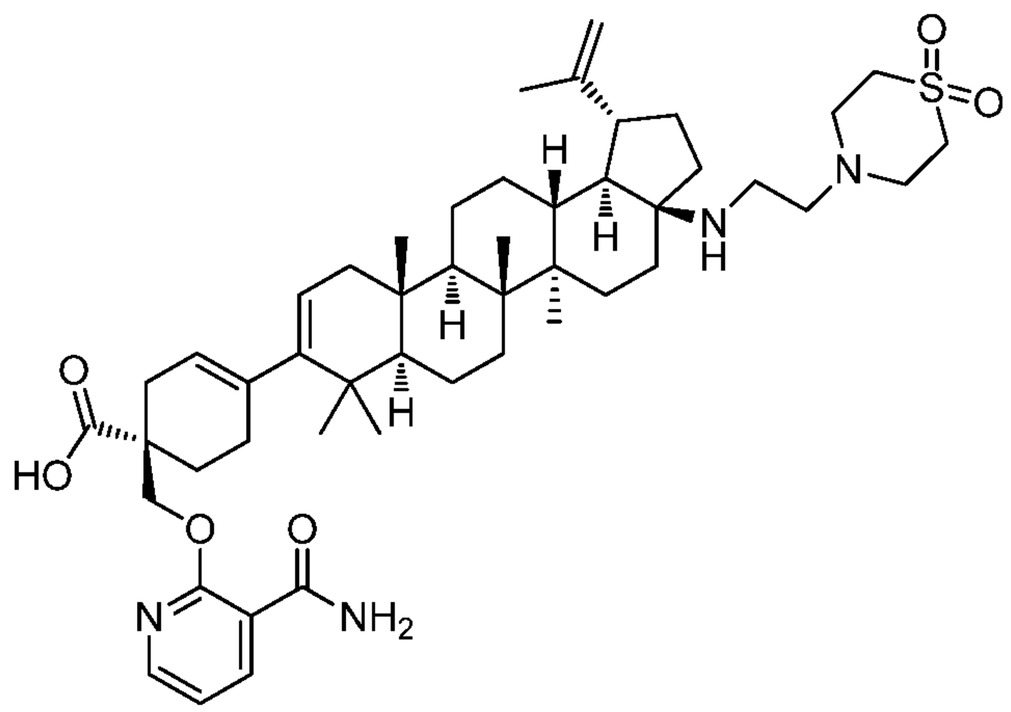

The title compound was prepared as a side product in 7 % yield (over 2 steps) as a solid, following the procedure described in General procedure C Step 4 for 7 h, using ethyl (S)-1-(((3-cyanopyridin-2-yl)oxy)methyl)-4-((1R,3aS,5aR,5bR,7aR,11aS,11bR,13aR,13bR)-

3a-((2-(1,1-dioxidothiomorpholino)ethyl)amino)-5a,5b,8,8,11a-pentamethyl-1-(prop-1-en-2-yl)-2,3,3a,4,5,5a,5b,6,7,7a,8,11,11a,11b,12,13,13a,13b-octadecahydro-1H-cyclopenta[a]chrysen-9-yl)cyclohex-3-ene-1-carboxylate as the reactant. LC/MS: m/e 845.55 $(M+H-H_2O)^+$, 3.349 min (LCMS Method 7). ^1H NMR (400MHz, METHANOL-d_4) δ 8.42 (dd, *J*=7.5, 2.0 Hz, 1H), 8.31 (dd, *J*=4.8, 2.0 Hz, 1H), 7.16 (dd, *J*=7.5, 5.0 Hz, 1H), 5.40 (br. s., 1H), 5.24 (d, *J*=4.5 Hz, 1H), 4.86 (br. s., 1H), 4.76 (s, 1H), 4.66 - 4.62 (d, *J*=10.5 Hz, 1H), 4.57 - 4.53 (d, *J*=10.5 Hz, 1H), 3.30 - 3.17 (m, 7H), 3.12 (d, *J*=17.3 Hz, 3H), 2.96 – 2.92 (m, 1H), 2.81 - 2.71 (m, 2H), 2.45 - 2.30 (m, 1H), 2.25 - 2.12 (m, 5H), 2.12 - 2.00 (m, 3H), 1.92 - 1.67 (m, 6H), 1.78 (s, 3H), 1.67 - 1.41 (m, 10H), 1.26 - 1.06 (m, 3H), 1.20 (s, 3H), 1.13 (s, 3H), 1.02 (s, 3H), 0.99 (s, 3H), 0.95 (s, 3H).

Example 27

Preparation of (R)-4-((1R,3aS,5aR,5bR,7aR,11aS,11bR,13aR,13bR)-3a-((2-(1,1-dioxidothiomorpholino)ethyl)amino)-5a,5b,8,8,11a-pentamethyl-1-(prop-1-en-2-yl)-2,3,3a,4,5,5a,5b,6,7,7a,8,11,11a,11b,12,13,13a,13b-octadecahydro-1H-cyclopenta[a]chrysen-9-yl)-1-(((3-(methoxycarbonyl)pyridin-2-yl)oxy)methyl)cyclohex-3-ene-1-carboxylic acid.

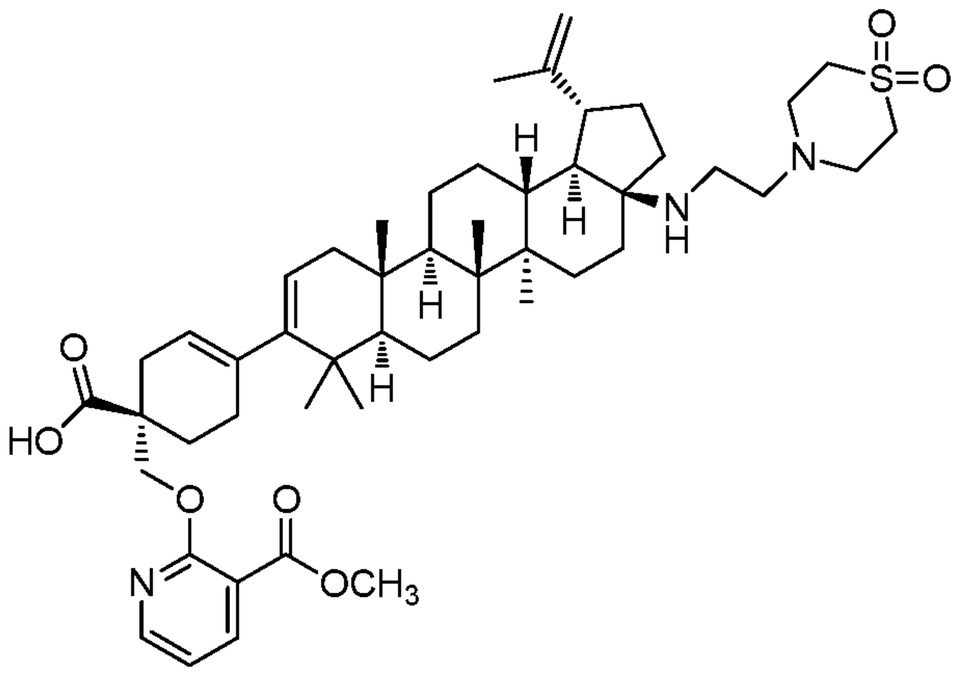

The title compound was prepared as a side product in 0.6 % yield (over 2 steps) as a solid, following the procedure described in General procedure B step 4 for 15 h, using ethyl (R)-1-(((3-cyanopyridin-2-yl)oxy)methyl)-4-((1R,3aS,5aR,5bR,7aR,11aS,11bR,13aR,13bR)-3a-((2-(1,1-dioxidothiomorpholino)ethyl)amino)-5a,5b,8,8,11a-pentamethyl-1-(prop-1-en-2-yl)-2,3,3a,4,5,5a,5b,6,7,7a,8,11,11a,11b,12,13,13a,13b-octadecahydro-1H-

cyclopenta[a]chrysen-9-yl)cyclohex-3-ene-1-carboxylate as the reactant. LC/MS: m/e 860.65 $(M+H)^+$, 2.93 min (LCMS Method 7). ^1H NMR (400MHz, METHANOL-d_4) δ 8.30 (dd, *J*=5.0, 2.0 Hz, 1H), 8.17 (dd, *J*=7.5, 2.0 Hz, 1H), 7.06 (dd, *J*=7.5, 5.0 Hz, 1H), 5.39 (br. s., 1H), 5.25 - 5.21 (m, 1H), 4.85 (s, 1H), 4.75 (s, 1H), 4.57 - 4.47 (m, 2H), 3.89 (s, 3H), 3.30 - 3.17 (m, 8H), 3.16 - 3.07 (m, 3H), 3.02 - 2.90 (m, 1H), 2.81 (td, *J*=11.0, 5.4 Hz, 1H), 2.73 - 2.63 (m, 1H), 2.36 - 2.00 (m, 9H), 2.00 - 1.90 (m, 1H), 1.90 - 1.75 (m, 3H), 1.77 (s, 3H), 1.75 - 1.34 (m, 12H), 1.26 - 1.09 (m, 2H), 1.20 (s, 3H), 1.12 (s, 3H), 1.01 (s, 3H), 0.98 (s, 3H), 0.95 (s, 3H).

Example 28

Preparation of (S)-4-((1R,3aS,5aR,5bR,7aR,11aS,11bR,13aR,13bR)-3a-((2-(1,1-dioxidothiomorpholino)ethyl)amino)-5a,5b,8,8,11a-pentamethyl-1-(prop-1-en-2-yl)-2,3,3a,4,5,5a,5b,6,7,7a,8,11,11a,11b,12,13,13a,13b-octadecahydro-1H-cyclopenta[a]chrysen-9-yl)-1-(((6-methoxypyridin-2-yl)oxy)methyl)cyclohex-3-ene-1-carboxylic acid.

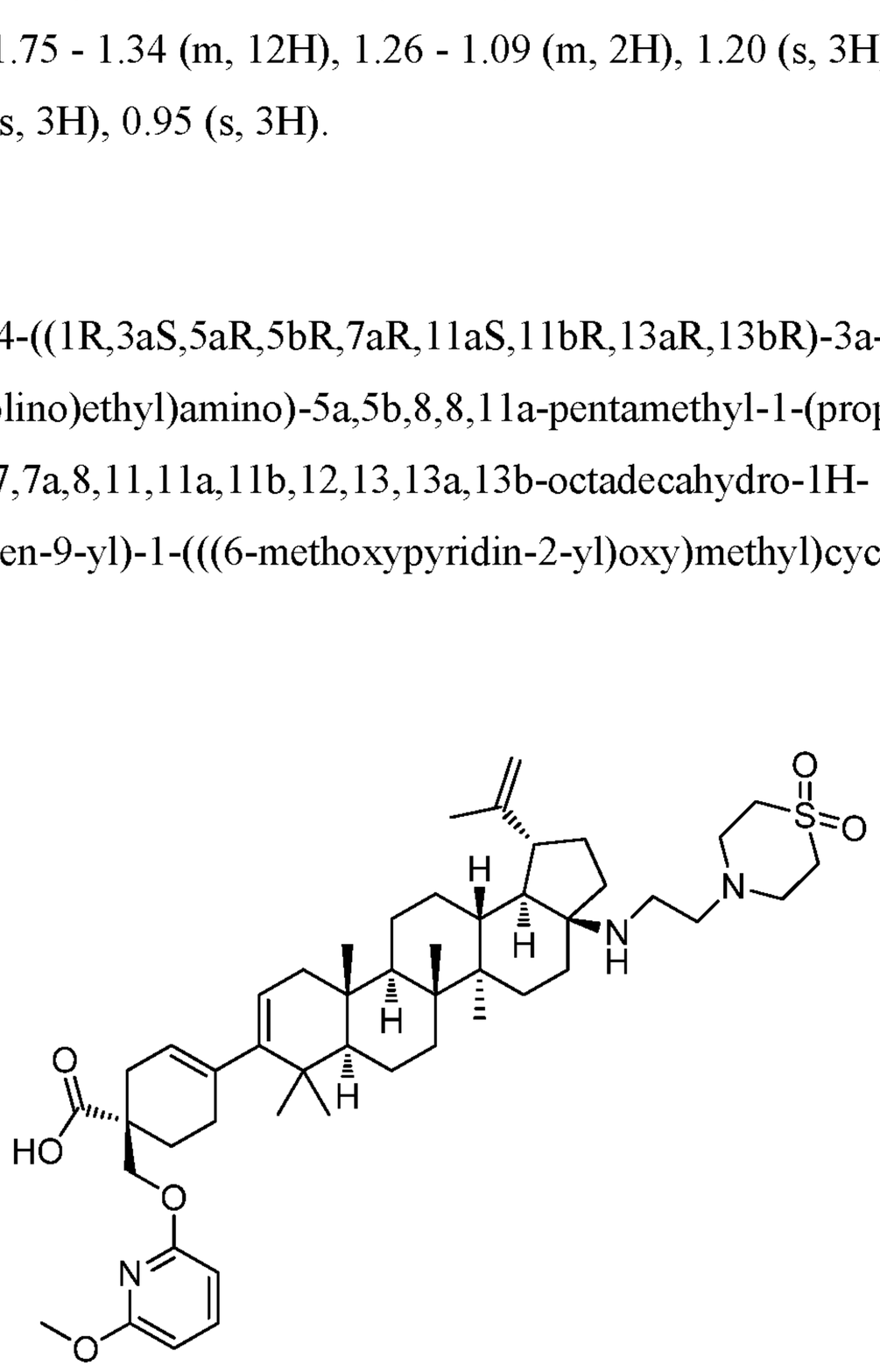

Step 1 - 2: General procedure C step 1-2.

Step 3. Preparation of ethyl (S)-4-((1R,3aS,5aR,5bR,7aR,11aS,11bR,13aR,13bR)-3a-((2-(1,1-dioxidothiomorpholino)ethyl)amino)-5a,5b,8,8,11a-pentamethyl-1-(prop-1-en-2-yl)-2,3,3a,4,5,5a,5b,6,7,7a,8,11,11a,11b,12,13,13a,13b-octadecahydro-1H-

cyclopenta[a]chrysen-9-yl)-1-(((6-fluoropyridin-2-yl)oxy)methyl)cyclohex-3-ene-1-carboxylate.

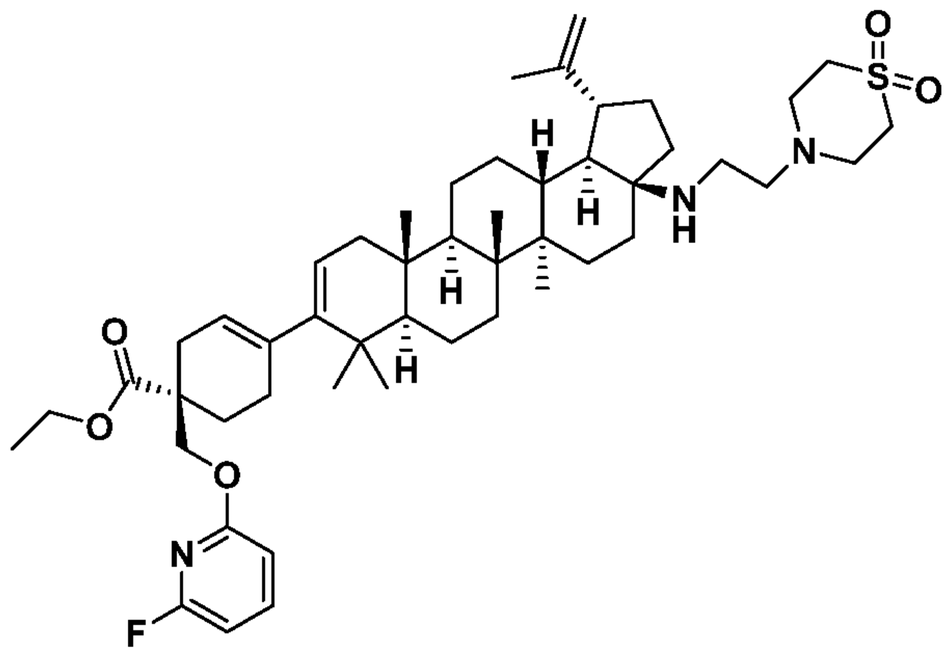

The title compound was prepared as a solid, following the procedure described in General procedure C step 3, using 2,6-difluoropyridine as the reactant. LC/MS *m/z* 848.50 $(M+H)^+$, 3.031 min (LCMS Method 3).

Step 4. (S)-4-((1R,3aS,5aR,5bR,7aR,11aS,11bR,13aR,13bR)-3a-((2-(1,1-dioxidothiomorpholino)ethyl)amino)-5a,5b,8,8,11a-pentamethyl-1-(prop-1-en-2-yl)-2,3,3a,4,5,5a,5b,6,7,7a,8,11,11a,11b,12,13,13a,13b-octadecahydro-1H-cyclopenta[a]chrysen-9-yl)-1-(((6-methoxypyridin-2-yl)oxy)methyl)cyclohex-3-ene-1-carboxylic acid was prepared in 3.7 % yield (over 2 steps) as a solid, following the procedure described in General procedure C step 4 for 15 h, using ethyl (S)-4-((1R,3aS,5aR,5bR,7aR,11aS,11bR,13aR,13bR)-3a-((2-(1,1-dioxidothiomorpholino)ethyl)amino)-5a,5b,8,8,11a-pentamethyl-1-(prop-1-en-2-yl)-2,3,3a,4,5,5a,5b,6,7,7a,8,11,11a,11b,12,13,13a,13b-octadecahydro-1H-cyclopenta[a]chrysen-9-yl)-1-(((6-fluoropyridin-2-yl)oxy)methyl)cyclohex-3-ene-1-carboxylate as the reactant. LC/MS: m/e 832.50 $(M+H)^+$, 3.267 min (LCMS Method 7). ^{1}H NMR (500MHz, METHANOL-d_4) δ 7.54 (t, *J*=7.9 Hz, 1H), 6.32 (d, *J*=2.9 Hz, 1H), 6.30 (d, *J*=2.9 Hz, 1H), 5.38 (br. s., 1H), 5.29 - 5.15 (m, 1H), 4.85 (s, 1H), 4.76 (s, 1H), 4.485 - 4.345 (m, 2H), 3.89 (s, 3H), 3.30 - 3.17 (m, 8H), 3.17 - 3.07 (m, 3H), 2.94 (ddd, *J*=14.5, 10.2, 4.7 Hz, 1H), 2.78 (td, *J*=11.0, 5.4 Hz, 1H), 2.67 - 2.60 (m, 1H), 2.30 (d, *J*=18.2 Hz, 1H), 2.22 - 2.09 (m, 3H), 2.09 - 2.00 (m, 2H), 1.96 - 1.66 (m, 8H), 1.78 (s,

3H), 1.66 - 1.43 (m, 10H), 1.43 - 1.29 (m, 2H), 1.29 - 1.09 (m, 1H), 1.19 (s, 3H), 1.13 (s, 3H), 1.01 (s, 3H), 0.98 (s, 3H), 0.95 (s, 3H).

Example 29

Preparation of (S)-4-((1R,3aS,5aR,5bR,7aR,11aS,11bR,13aR,13bR)-3a-((2-(1,1-dioxidothiomorpholino)ethyl)amino)-5a,5b,8,8,11a-pentamethyl-1-(prop-1-en-2-yl)-2,3,3a,4,5,5a,5b,6,7,7a,8,11,11a,11b,12,13,13a,13b-octadecahydro-1H-cyclopenta[a]chrysen-9-yl)-1-(((6-fluoropyridin-2-yl)oxy)methyl)cyclohex-3-ene-1-carboxylic acid.

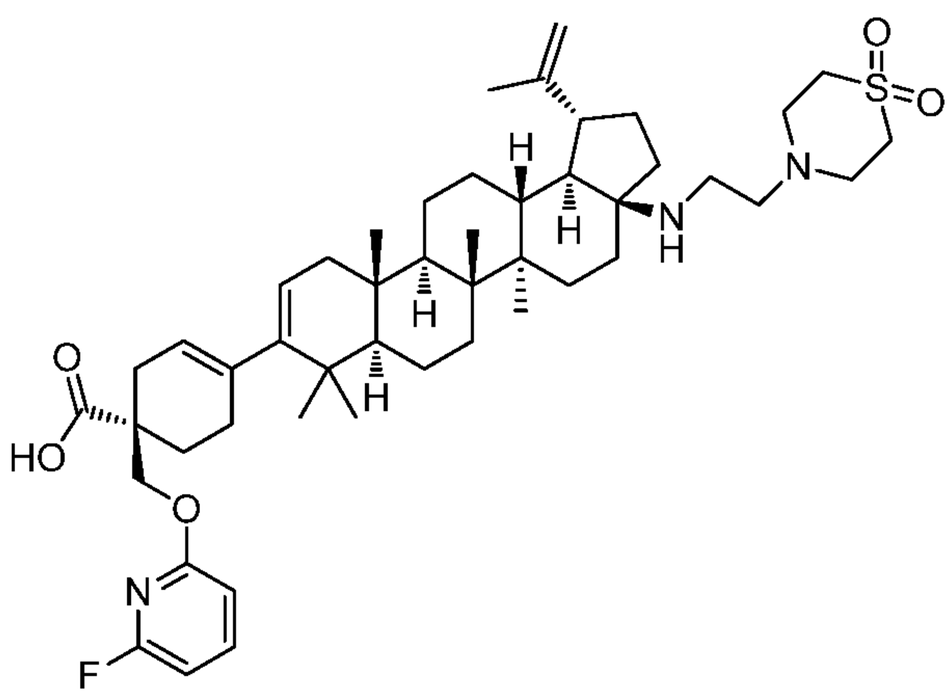

The title compound was prepared in 69.8 % of yield (2 steps) as a solid, following the procedure described in General procedure C step 4 for 7 h, using ethyl (S)-4-((1R,3aS,5aR,5bR,7aR,11aS,11bR,13aR,13bR)-3a-((2-(1,1-dioxidothiomorpholino)ethyl)amino)-5a,5b,8,8,11a-pentamethyl-1-(prop-1-en-2-yl)-2,3,3a,4,5,5a,5b,6,7,7a,8,11,11a,11b,12,13,13a,13b-octadecahydro-1H-cyclopenta[a]chrysen-9-yl)-1-(((6-fluoropyridin-2-yl)oxy)methyl)cyclohex-3-ene-1-carboxylate as the reactant. LC/MS: m/e 820.45 $(M+H)^+$, 3.136 min (LCMS Method 7). ^{1}H NMR (500MHz, ACETONE-d_6) δ 7.85 (q, *J*=8.1 Hz, 1H), 6.71 (dd, *J*=8.0, 1.3 Hz, 1H), 6.61 (dd, *J*=7.8, 2.3 Hz, 1H), 5.42 - 5.35 (m, 1H), 5.23 (dd, *J*=6.2, 1.8 Hz, 1H), 4.79 (d, *J*=1.2 Hz, 1H), 4.68 (d, *J*=1.4 Hz, 1H), 4.46 (d, *J*=10.2 Hz, 1H), 4.41 (d, *J*=10.2 Hz, 1H), 3.43 - 3.24 (m, 8H), 3.23 - 3.12 (m, 5H), 3.12 - 3.05 (m, 3H), 3.02 (td, *J*=10.8, 5.7 Hz, 1H), 2.70 - 2.61 (m, 1H), 2.38 - 2.16 (m, 4H), 2.17 - 2.01 (m, 3H), 1.95 - 1.84 (m, 2H), 1.84 - 1.68 (m, 2H), 1.74 (s, 3H), 1.64 (d, *J*=16.8 Hz, 1H), 1.61 - 1.42 (m, 8H), 1.40 -

1.22 (m, 1H), 1.26 (s, 3H), 1.23 - 1.11 (m, 2H), 1.13 (s, 3H), 1.02 (s, 3H), 0.97 (s, 3H), 0.94 (s, 3H).

Example 30

Preparation of (S)-1-(((4-carbamoylpyridin-2-yl)oxy)methyl)-4-((1R,3aS,5aR,5bR,7aR,11aS,11bR,13aR,13bR)-3a-((2-(1,1-dioxidothiomorpholino)ethyl)amino)-5a,5b,8,8,11a-pentamethyl-1-(prop-1-en-2-yl)-2,3,3a,4,5,5a,5b,6,7,7a,8,11,11a,11b,12,13,13a,13b-octadecahydro-1H-cyclopenta[a]chrysen-9-yl)cyclohex-3-ene-1-carboxylic acid.

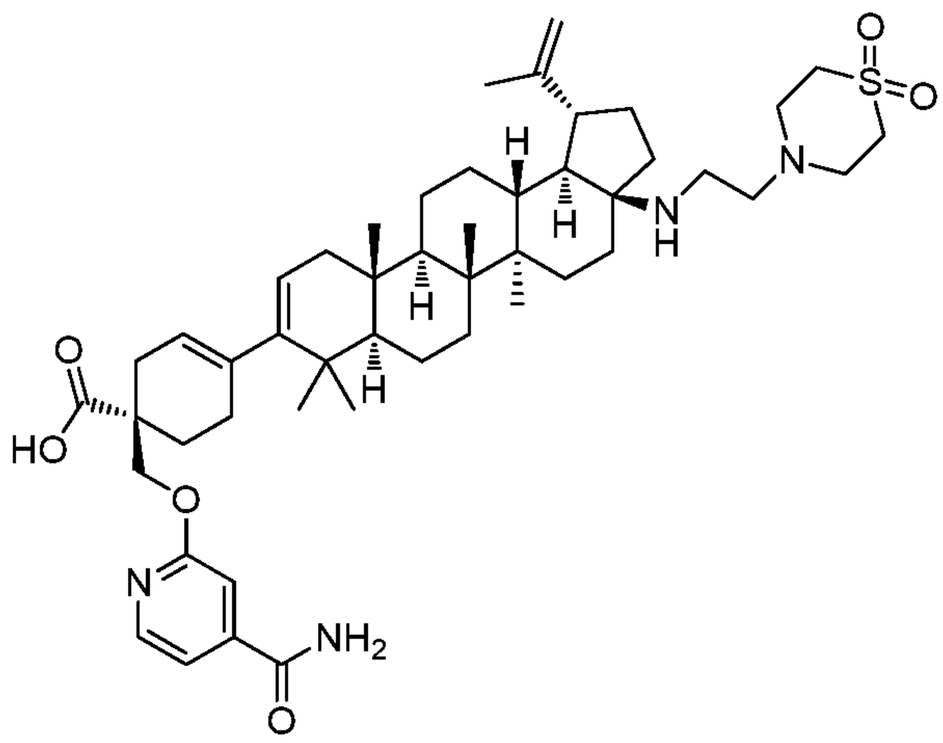

Step 1 - 2: General procedure C step 1-2.

Step 3. Preparation of ethyl (S)-1-(((4-cyanopyridin-2-yl)oxy)methyl)-4-((1R,3aS,5aR,5bR,7aR,11aS,11bR,13aR,13bR)-3a-((2-(1,1-dioxidothiomorpholino)ethyl)amino)-5a,5b,8,8,11a-pentamethyl-1-(prop-1-en-2-yl)-2,3,3a,4,5,5a,5b,6,7,7a,8,11,11a,11b,12,13,13a,13b-octadecahydro-1H-cyclopenta[a]chrysen-9-yl)cyclohex-3-ene-1-carboxylate.

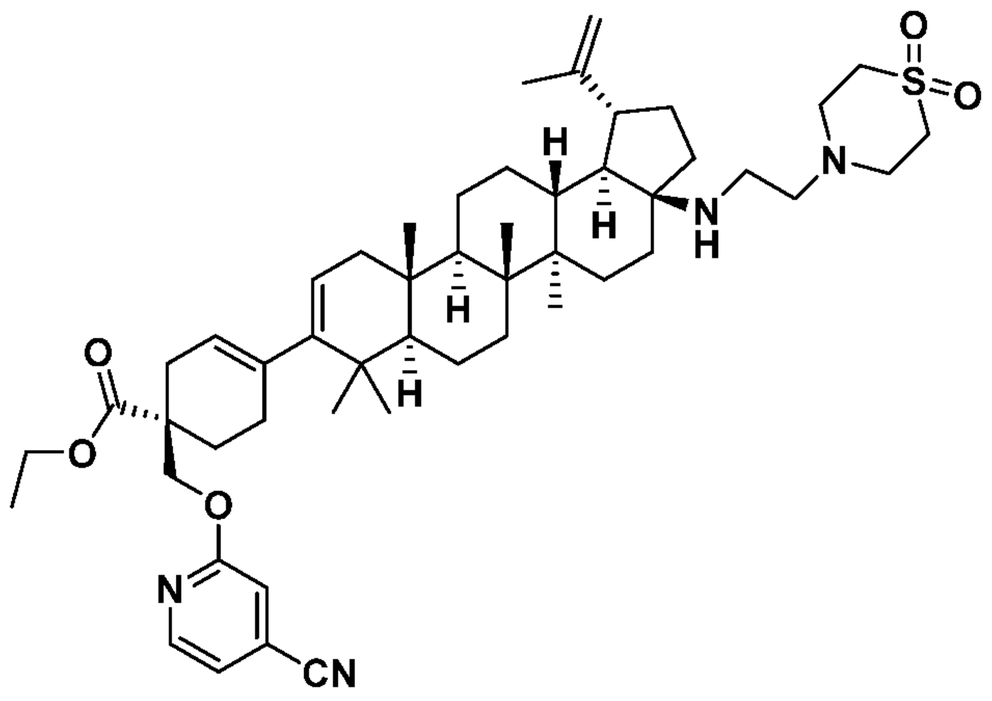

The title compound was prepared as a solid, following the procedure described in General procedure C step 3, using 2-fluoroisonicotinonitrile as the reactant. LC/MS *m/z* 855.50 $(M+H)^+$, 3.048 min (LCMS Method 3).

Step 4. (S)-1-(((4-carbamoylpyridin-2-yl)oxy)methyl)-4-((1R,3aS,5aR,5bR,7aR,11aS,11bR,13aR,13bR)-3a-((2-(1,1-dioxidothiomorpholino)ethyl)amino)-5a,5b,8,8,11a-pentamethyl-1-(prop-1-en-2-yl)-2,3,3a,4,5,5a,5b,6,7,7a,8,11,11a,11b,12,13,13a,13b-octadecahydro-1H-cyclopenta[a]chrysen-9-yl)cyclohex-3-ene-1-carboxylic acid was prepared in 30.5 % yield (over 2 steps) as a solid, following the procedure described in General procedure C step 4 for 7 h, using ethyl (S)-1-(((4-cyanopyridin-2-yl)oxy)methyl)-4-((1R,3aS,5aR,5bR,7aR,11aS,11bR,13aR,13bR)-3a-((2-(1,1-dioxidothiomorpholino)ethyl)amino)-5a,5b,8,8,11a-pentamethyl-1-(prop-1-en-2-yl)-2,3,3a,4,5,5a,5b,6,7,7a,8,11,11a,11b,12,13,13a,13b-octadecahydro-1H-cyclopenta[a]chrysen-9-yl)cyclohex-3-ene-1-carboxylate as the reactant. LC/MS: m/e 845.55 $(M+H)^+$, 3.048 min (LCMS Method 7). ^{1}H NMR (400MHz, CHLOROFORM-d) δ 8.02 (d, *J*=5.3 Hz, 1H), 7.12 (d, *J*=5.3 Hz, 1H), 6.97 (s, 1H), 5.16 (br. s., 1H), 5.00 (d, *J*=5.5 Hz, 1H), 4.58 (br. s., 1H), 4.48 (br. s., 1H), 4.35 - 4.18 (m, 2H), 3.25 - 2.65 (m, 18H), 2.47 (d, *J*=17.1 Hz, 1H), 2.14 - 1.64 (m, 10H), 1.52 – 1.48 (m, 2H), 1.50 (s, 3H), 1.45 - 1.03 (m, 10H), 0.98 (s, 3H), 0.88 – 0.84 (m, 2H), 0.86 (s, 3H), 0.78 (s, 3H), 0.73 (s, 3H), 0.68 (s, 3H).

Example 31

Preparation of (S)-4-((1R,3aS,5aR,5bR,7aR,11aS,11bR,13aR,13bR)-3a-((2-(1,1-dioxidothiomorpholino)ethyl)amino)-5a,5b,8,8,11a-pentamethyl-1-(prop-1-en-2-yl)-2,3,3a,4,5,5a,5b,6,7,7a,8,11,11a,11b,12,13,13a,13b-octadecahydro-1H-cyclopenta[a]chrysen-9-yl)-1-((pyridin-2-yloxy)methyl)cyclohex-3-ene-1-carboxylic acid.

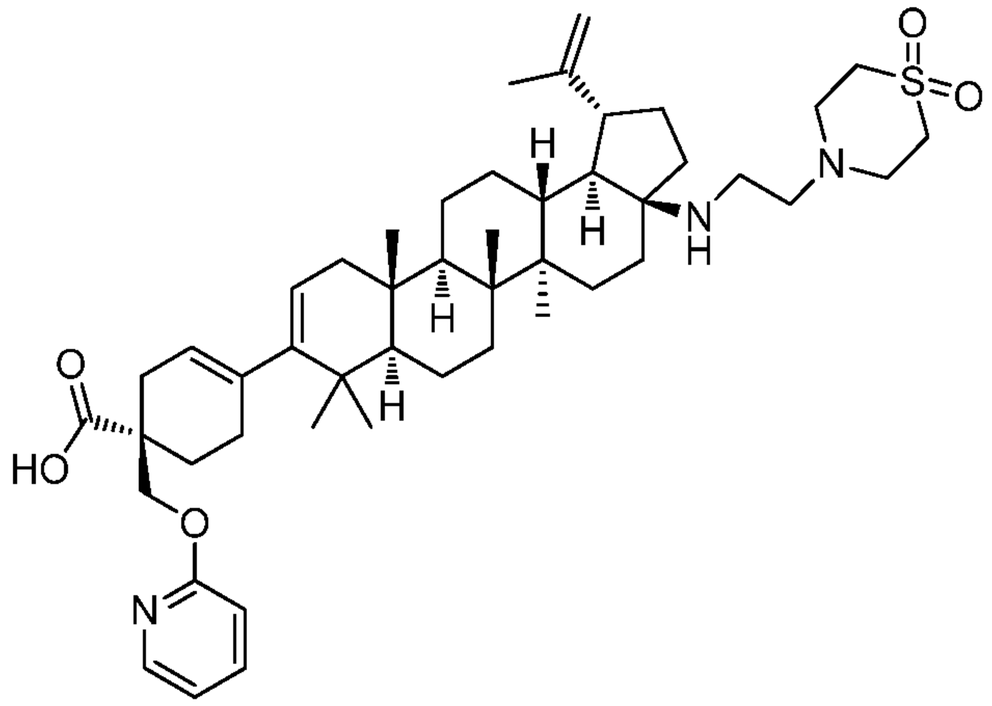

Step 1 - 2: General procedure C step 1-2.

Step 3. Preparation of ethyl (S)-4-((1R,3aS,5aR,5bR,7aR,11aS,11bR,13aR,13bR)-3a-((2-(1,1-dioxidothiomorpholino)ethyl)amino)-5a,5b,8,8,11a-pentamethyl-1-(prop-1-en-2-yl)-2,3,3a,4,5,5a,5b,6,7,7a,8,11,11a,11b,12,13,13a,13b-octadecahydro-1H-cyclopenta[a]chrysen-9-yl)-1-((pyridin-2-yloxy)methyl)cyclohex-3-ene-1-carboxylate.

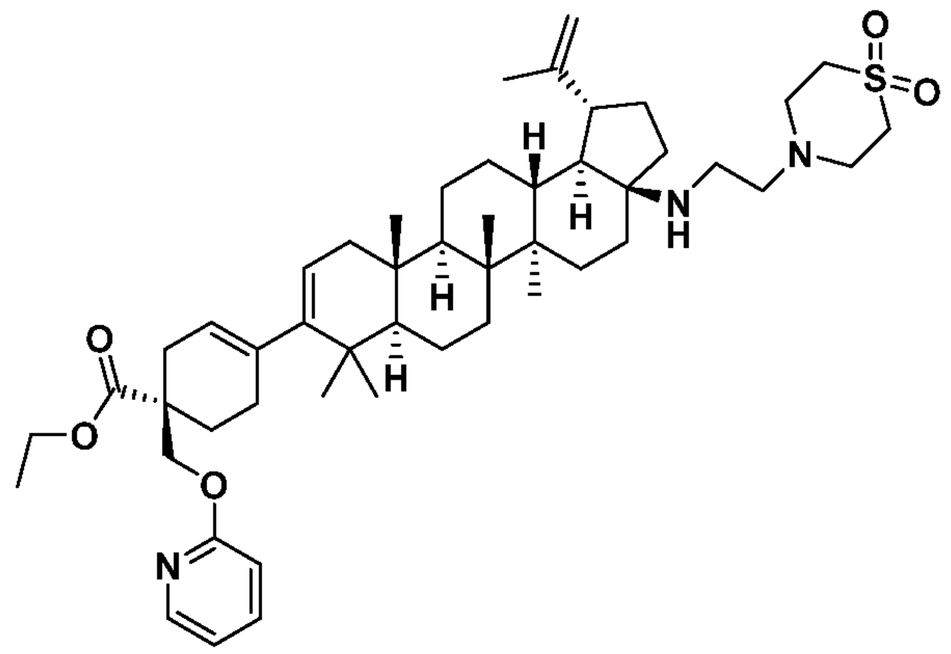

The title compound was prepared as a solid, following the procedure described in General procedure C step 3, using 2-bromopyridine as the reactant. LC/MS *m/z* M+1=830.55. 2.822 min (LCMS Method 3).

Step 4. (S)-4-((1R,3aS,5aR,5bR,7aR,11aS,11bR,13aR,13bR)-3a-((2-(1,1-dioxidothiomorpholino)ethyl)amino)-5a,5b,8,8,11a-pentamethyl-1-(prop-1-en-2-yl)-2,3,3a,4,5,5a,5b,6,7,7a,8,11,11a,11b,12,13,13a,13b-octadecahydro-1H-cyclopenta[a]chrysen-9-yl)-1-((pyridin-2-yloxy)methyl)cyclohex-3-ene-1-carboxylic acid was prepared in 22.9 % yield (over 2 steps) as a solid, following the procedure described in General procedure C step 4 for 7 h, using ethyl (S)-4-((1R,3aS,5aR,5bR,7aR,11aS,11bR,13aR,13bR)-3a-((2-(1,1-dioxidothiomorpholino)ethyl)amino)-5a,5b,8,8,11a-pentamethyl-1-(prop-1-en-2-yl)-2,3,3a,4,5,5a,5b,6,7,7a,8,11,11a,11b,12,13,13a,13b-octadecahydro-1H-cyclopenta[a]chrysen-9-yl)-1-((pyridin-2-yloxy)methyl)cyclohex-3-ene-1-carboxylate as the reactant. LC/MS: m/e 802.45 $(M+H)^+$, 2.824 min (LCMS Method 3). ^{1}H NMR (400MHz, CHLOROFORM-d) δ 8.21 (dd, *J*=5.1, 1.4 Hz, 1H), 7.69 (ddd, *J*=8.6, 7.0, 1.8 Hz, 1H), 6.97 (td, *J*=6.2, 0.9 Hz, 1H), 6.83 (d, *J*=8.5 Hz, 1H), 5.38 (br. s., 1H), 5.21 (d, *J*=4.5 Hz, 1H), 4.80 (s, 1H), 4.72 (s, 1H), 4.51 (d, *J*=10.0 Hz 1H), 4.46 (d, *J*=10.0 Hz 1H), 3.37 – 3.34 (m, 1H), 3.25 - 3.10 (m, 7H), 3.10 - 3.01 (m, 2H), 3.00 - 2.87 (m, 2H), 2.82 (dt, *J*=10.9, 5.6 Hz, 1H), 2.73 (d, *J*=15.3 Hz, 1H), 2.35 - 2.13 (m, 4H), 2.13 - 1.88 (m, 7H), 1.81 - 1.67 (m, 2H), 1.71 (s, 3H), 1.66 - 1.26 (m, 13H), 1.18 (s, 3H), 1.13 - 1.03 (m, 1H), 1.06 (s, 3H), 0.99 (s, 3H), 0.94 (s, 3H), 0.89 (s, 3H).

Example 32

Preparation of (S)-4-((1R,3aS,5aR,5bR,7aR,11aS,11bR,13aR,13bR)-3a-((2-(1,1-dioxidothiomorpholino)ethyl)amino)-5a,5b,8,8,11a-pentamethyl-1-(prop-1-en-2-yl)-2,3,3a,4,5,5a,5b,6,7,7a,8,11,11a,11b,12,13,13a,13b-octadecahydro-1H-cyclopenta[a]chrysen-9-yl)-1-((pyrazin-2-yloxy)methyl)cyclohex-3-ene-1-carboxylic acid.

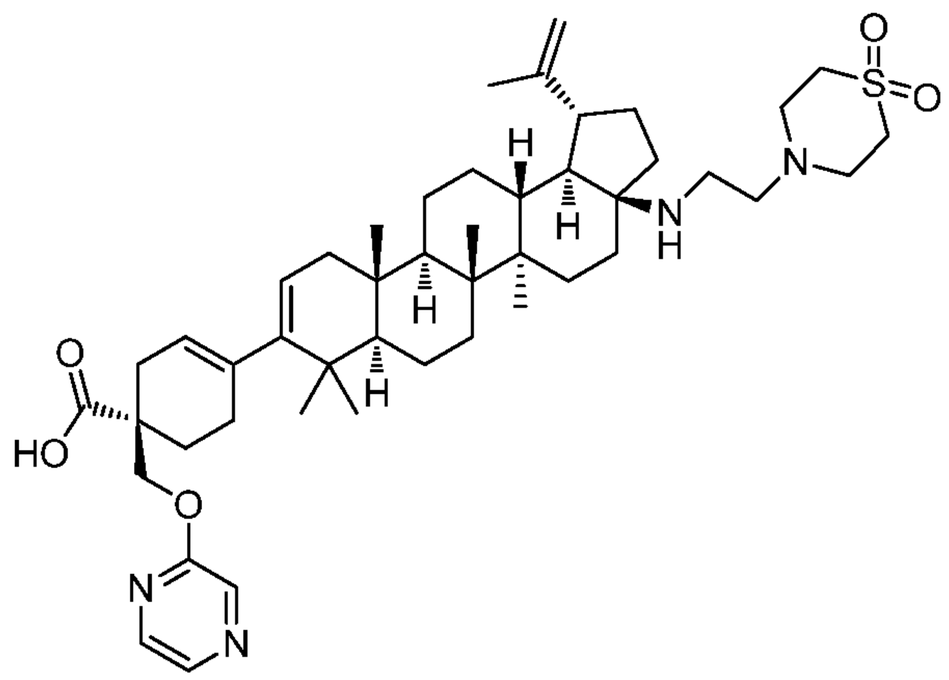

Step 1 - 2: General procedure C step 1-2.

Step 3. Preparation of ethyl (S)-4-((1R,3aS,5aR,5bR,7aR,11aS,11bR,13aR,13bR)-3a-((2-(1,1-dioxidothiomorpholino)ethyl)amino)-5a,5b,8,8,11a-pentamethyl-1-(prop-1-en-2-yl)-2,3,3a,4,5,5a,5b,6,7,7a,8,11,11a,11b,12,13,13a,13b-octadecahydro-1H-cyclopenta[a]chrysen-9-yl)-1-((pyrazin-2-yloxy)methyl)cyclohex-3-ene-1-carboxylate.

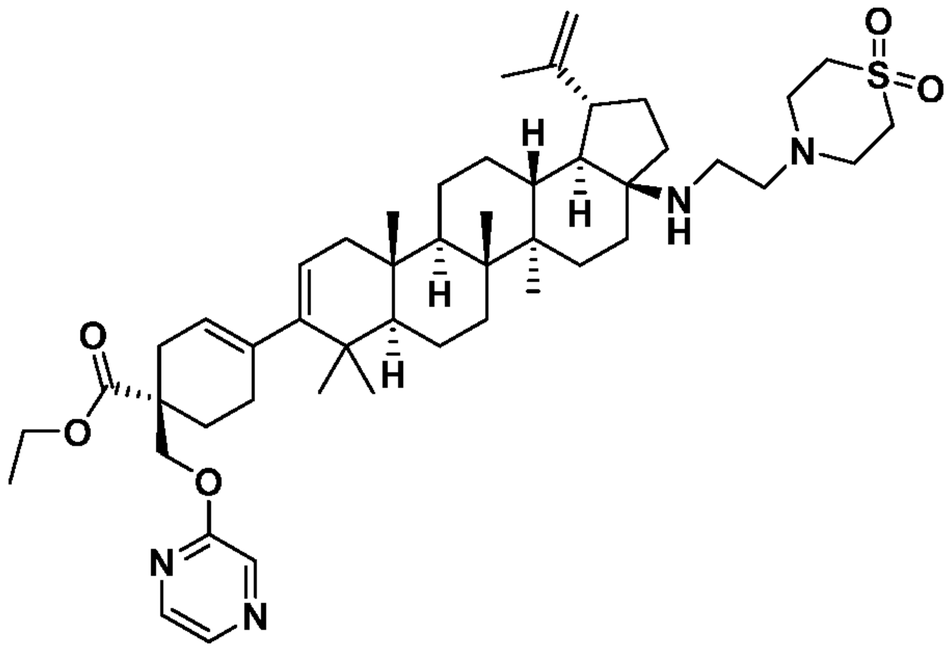

The title compound was prepared as a solid, following the procedure described in General procedure C step 3, using 2-fluoropyrazine as the reactant. LC/MS *m/z* M+1=831.55. 2.922 min (LCMS Method 3).

Step 4. (S)-4-((1R,3aS,5aR,5bR,7aR,11aS,11bR,13aR,13bR)-3a-((2-(1,1-dioxidothiomorpholino)ethyl)amino)-5a,5b,8,8,11a-pentamethyl-1-(prop-1-en-2-yl)-2,3,3a,4,5,5a,5b,6,7,7a,8,11,11a,11b,12,13,13a,13b-octadecahydro-1H-

cyclopenta[a]chrysen-9-yl)-1-((pyrazin-2-yloxy)methyl)cyclohex-3-ene-1-carboxylic acid was prepared in 77.0 % yield (over 2 steps) as a solid, following the procedure described in General procedure C step 4 for 9 h, using ethyl (S)-4-((1R,3aS,5aR,5bR,7aR,11aS,11bR,13aR,13bR)-3a-((2-(1,1-dioxidothiomorpholino)ethyl)amino)-5a,5b,8,8,11a-pentamethyl-1-(prop-1-en-2-yl)-2,3,3a,4,5,5a,5b,6,7,7a,8,11,11a,11b,12,13,13a,13b-octadecahydro-1H-cyclopenta[a]chrysen-9-yl)-1-((pyrazin-2-yloxy)methyl)cyclohex-3-ene-1-carboxylate as the reactant. LC/MS: m/e 803.42 $(M+H)^+$, 2.38 min (LCMS Method 1). ^{1}H NMR (400MHz, CHLOROFORM-d) δ 8.27 (br. s., 2H), 8.17 (br. s., 1H), 5.39 (br. s., 1H), 5.22 (d, *J*=4.8 Hz, 1H), 4.79 (s, 1H), 4.73 (s, 1H), 4.62 - 4.48 (dd, *J*=10.5, 17.3 Hz, 2H), 3.44 - 3.32 (m, 1H), 3.30 - 2.89 (m, 11H), 2.84 - 2.64 (m, 2H), 2.38 - 1.83 (m, 11H), 1.83 - 1.67 (m, 2H), 1.71 (s, 3H), 1.68 - 1.37 (m, 10H), 1.38 - 1.22 (m, 2H), 1.16 (s, 3H), 1.13 - 1.03 (m, 2H), 1.06 (s, 3H), 0.98 (s, 3H), 0.93 (s, 3H), 0.89 (s, 3H).

General Procedure D: Preparation of α-pyridin-2-yloxy cyclohexenecarboxylic acid derivatives.

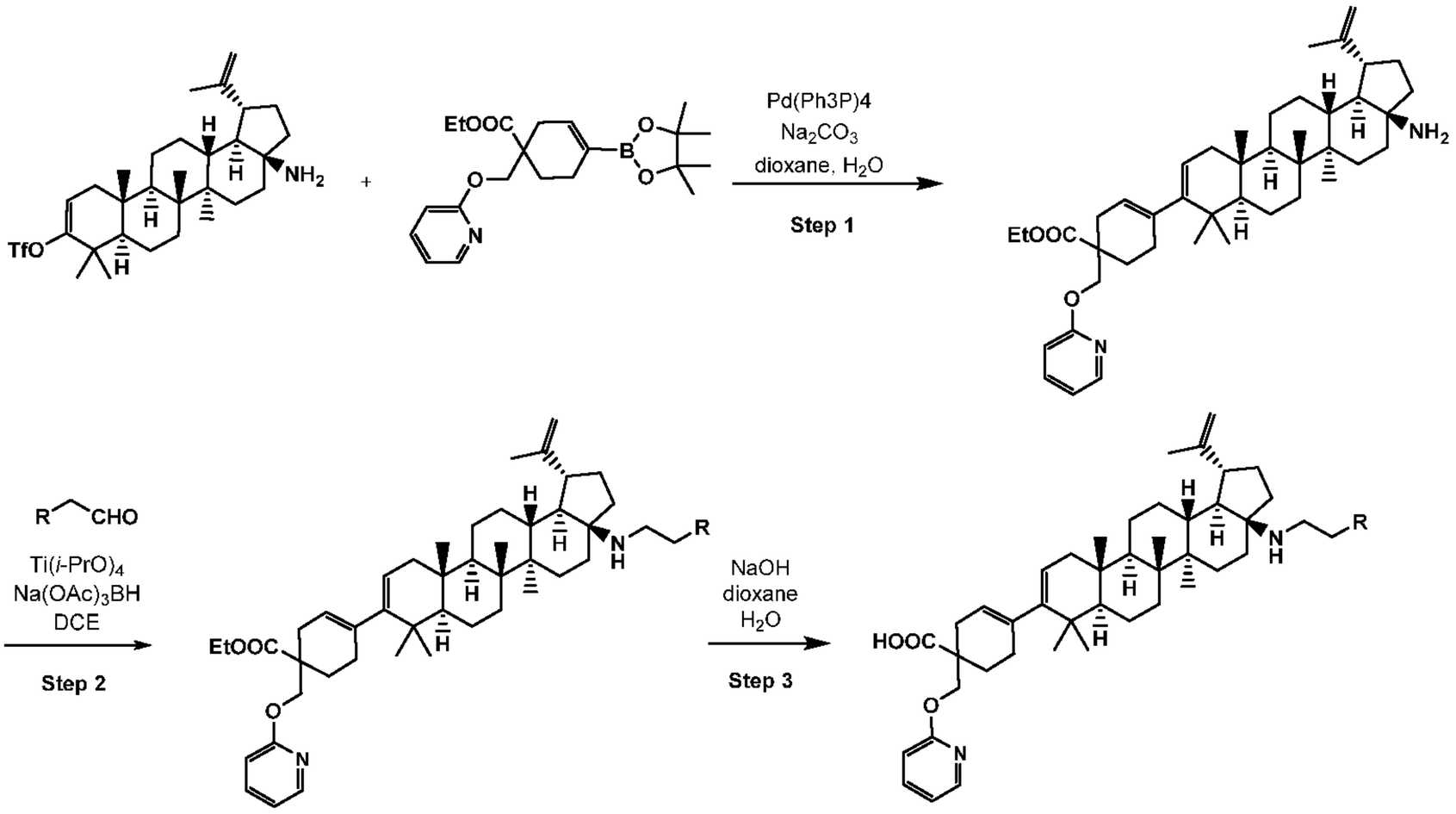

Step 1. Preparation of ethyl 4-((1R,3aS,5aR,5bR,7aR,11aS,11bR,13aR,13bR)-3a-amino-5a,5b,8,8,11a-pentamethyl-1-(prop-1-en-2-yl)-

2,3,3a,4,5,5a,5b,6,7,7a,8,11,11a,11b,12,13,13a,13b-octadecahydro-1H-cyclopenta[a]chrysen-9-yl)-1-((pyridin-2-yloxy)methyl)cyclohex-3-ene-1-carboxylate.

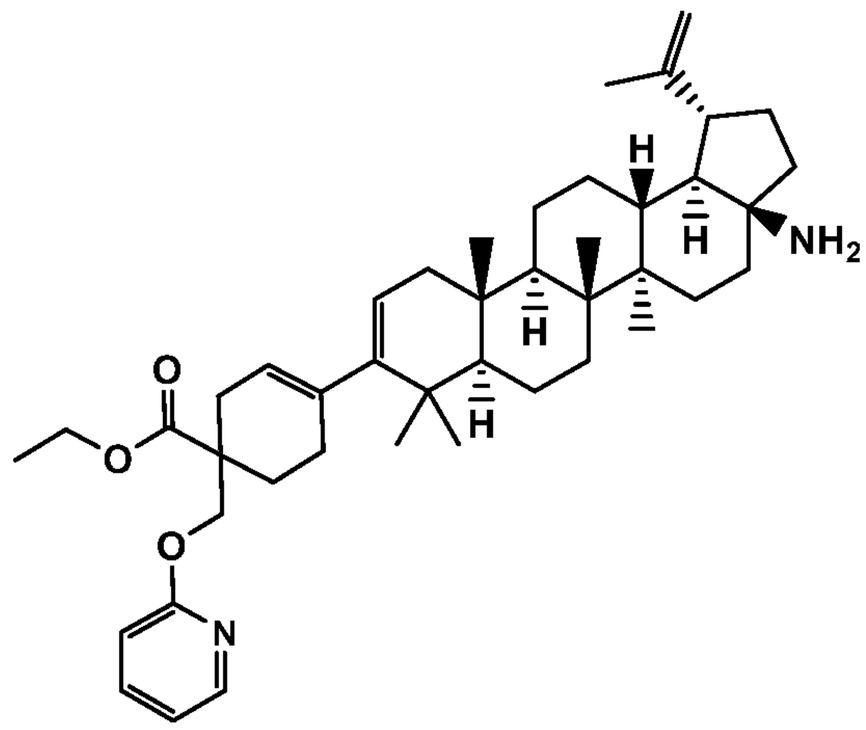

A mixture of (1R,3aS,5aR,5bR,7aR,11aR,11bR,13aR,13bR)-3a-amino-5a,5b,8,8,11a-pentamethyl-1-(prop-1-en-2-yl)-2,3,3a,4,5,5a,5b,6,7,7a,8,11,11a,11b,12,13,13a,13b-octadecahydro-1H-cyclopenta[a]chrysen-9-yl trifluoromethanesulfonate (1 eq), ethyl 1-((pyridin-2-yloxy)methyl)-4-(4,4,5,5-tetramethyl-1,3,2-dioxaborolan-2-yl)cyclohex-3-ene-1-carboxylate (1eq), Na_2CO_3 (3 eq) and $Pd(Ph_3P)_4$ (0.06 eq) in 1,4-dioxane and H_2O (4 : 1), was flushed with nitrogen, sealed and heated at 70 °C for 2 h. The reaction mixture was diluted with EtOAc, washed with brine, dried over Na_2SO_4, and concentrated *in vacuo*. The crude product was purified by silica gel column eluted with 0-55 % ethyl acetate / hexanes to give the desired product (57 % yield) as a solid. ^{1}H NMR (400MHz, CHLOROFORM-d) δ 8.13 (dd, *J*=5.0, 1.5 Hz, 1H), 7.58 - 7.52 (m, 1H), 6.86 (ddd, *J*=7.2, 5.1, 0.8 Hz, 1H), 6.72 (d, *J*=8.5 Hz, 1H), 5.35 (br. s., 1H), 5.19 (d, *J*=5.8 Hz, 1H), 4.73 (d, *J*=2.3 Hz, 1H), 4.60 (dd, *J*=2.3, 1.3 Hz, 1H), 4.48 - 4.37 (m, 2H), 4.18 - 4.11 (m, 2H), 2.70 - 2.62 (m, 1H), 2.54 (td, *J*=10.9, 5.3 Hz, 1H), 2.29 - 0.84 (m, 27H), 1.69 (s, 3H), 1.20 (t, *J*=7.2 Hz, 3H), 1.07 (s, 3H), 0.96 (s, 3H), 0.97 - 0.91 (m, 6H), 0.86 (s, 3H). LC/MS *m/z* 669.60 $(M+H)^+$, 2.82 min (LCMS Method 3).

Step 2: Preparation of C-17 amine derivative.

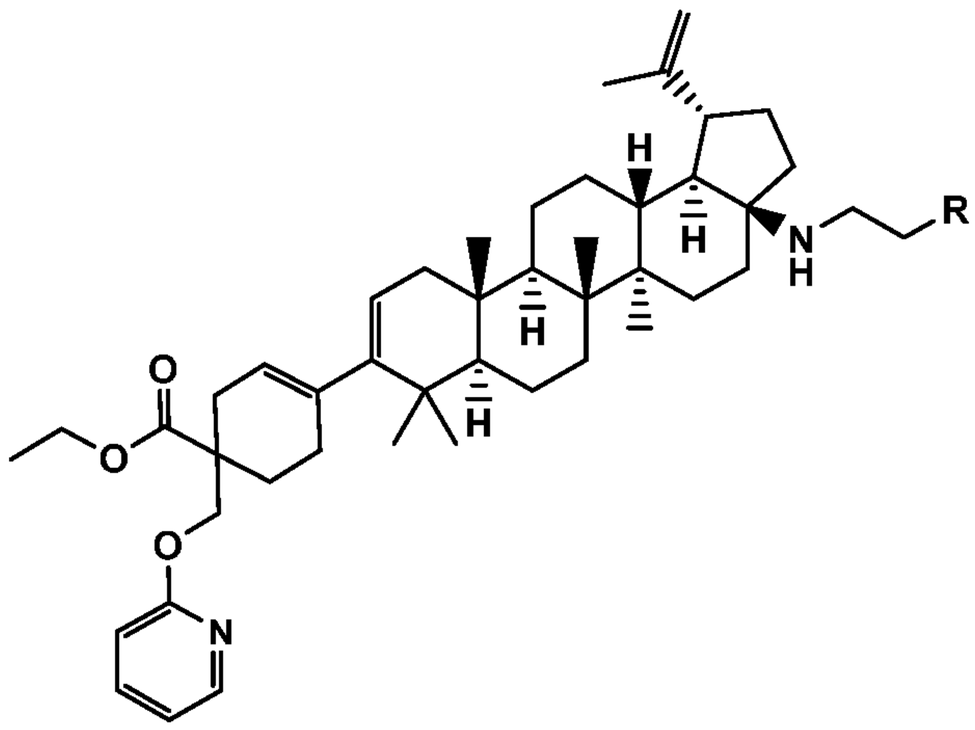

To a solution of ethyl 4-((1R,3aS,5aR,5bR,7aR,11aS,11bR,13aR,13bR)-3a-amino-5a,5b,8,8,11a-pentamethyl-1-(prop-1-en-2-yl)-2,3,3a,4,5,5a,5b,6,7,7a,8,11,11a,11b,12,13,13a,13b-octadecahydro-1H-cyclopenta[a]chrysen-9-yl)-1-((pyridin-2-yloxy)methyl)cyclohex-3-ene-1-carboxylate (1 eq) and aldehyde (2 eq) in DCE was added titanium (IV) isopropoxide (2 eq). The mixture was stirred at RT for 1 h. Sodium triacetoxyborohydride (2 eq) was added and the mixture was stirred at RT overnight. The reaction was quenched with saturated aqueous Na_2CO_3. The resulting slurry was extracted with dichloromethane, washed with brine, dried over Na_2SO_4, and concentrated *in vacuo*. The crude product was purified by silica gel column eluted with ethyl acetate / hexanes to give the desired product.

Step 3: Preparation of carboxylic acid.

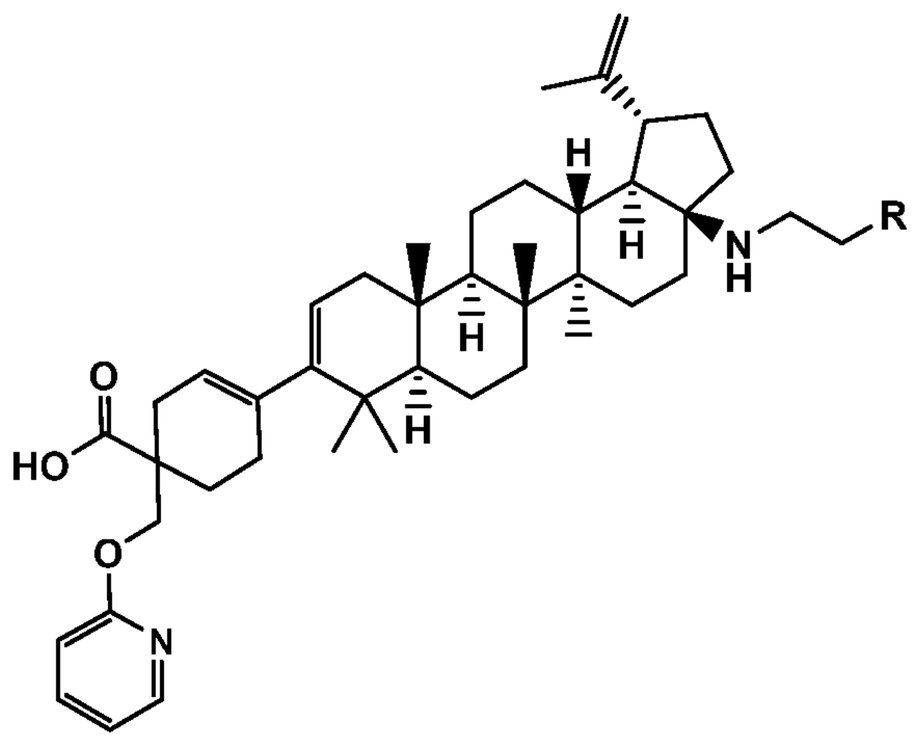

A solution of the ester from step 2 in 1,4-dioxane, MeOH and 1N NaOH (2 : 1 : 1) was stirred at 60 -70 °C. The reaction mixture was purified by reverse phase preparative HPLC to give the final product.

Example 33

Preparation of 4-((1R,3aS,5aR,5bR,7aR,11aS,11bR,13aR,13bR)-3a-((2-(4-hydroxy-1,1-dioxidotetrahydro-2H-thiopyran-4-yl)ethyl)amino)-5a,5b,8,8,11a-pentamethyl-1-(prop-1-en-2-yl)-2,3,3a,4,5,5a,5b,6,7,7a,8,11,11a,11b,12,13,13a,13b-octadecahydro-1H-cyclopenta[a]chrysen-9-yl)-1-((pyridin-2-yloxy)methyl)cyclohex-3-ene-1-carboxylic acid.

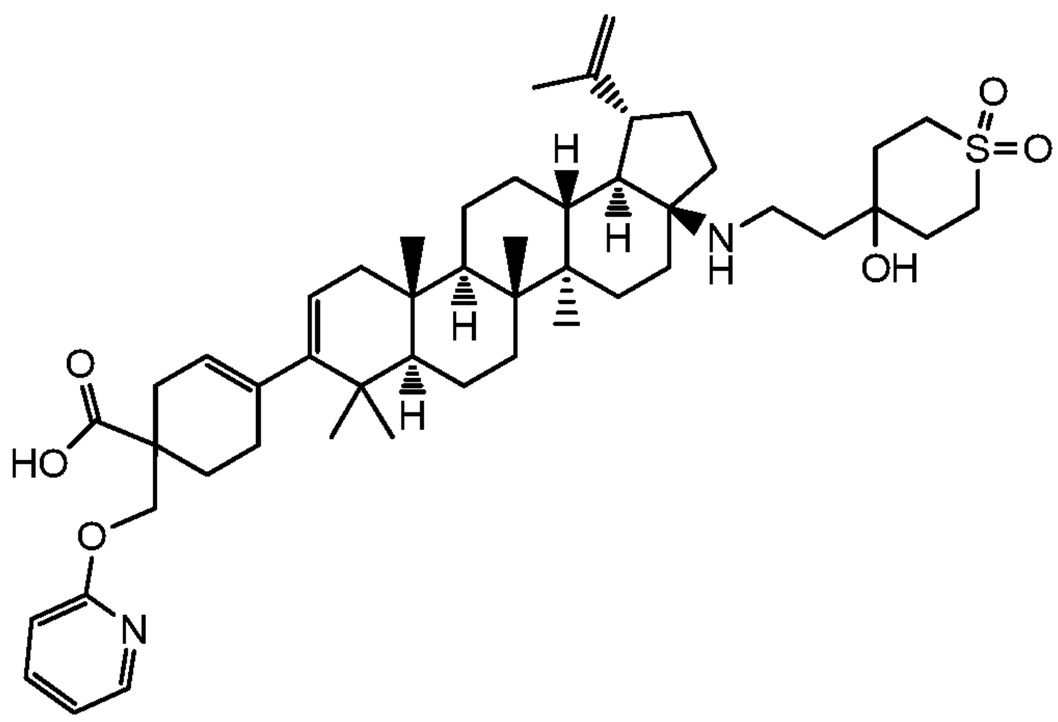

Step 1: General procedure D step 1.

Step 2. Preparation of ethyl 4-((1R,3aS,5aR,5bR,7aR,11aS,11bR,13aR,13bR)-3a-((2-(4-hydroxy-1,1-dioxidotetrahydro-2H-thiopyran-4-yl)ethyl)amino)-5a,5b,8,8,11a-pentamethyl-1-(prop-1-en-2-yl)-2,3,3a,4,5,5a,5b,6,7,7a,8,11,11a,11b,12,13,13a,13b-octadecahydro-1H-cyclopenta[a]chrysen-9-yl)-1-((pyridin-2-yloxy)methyl)cyclohex-3-ene-1-carboxylate.

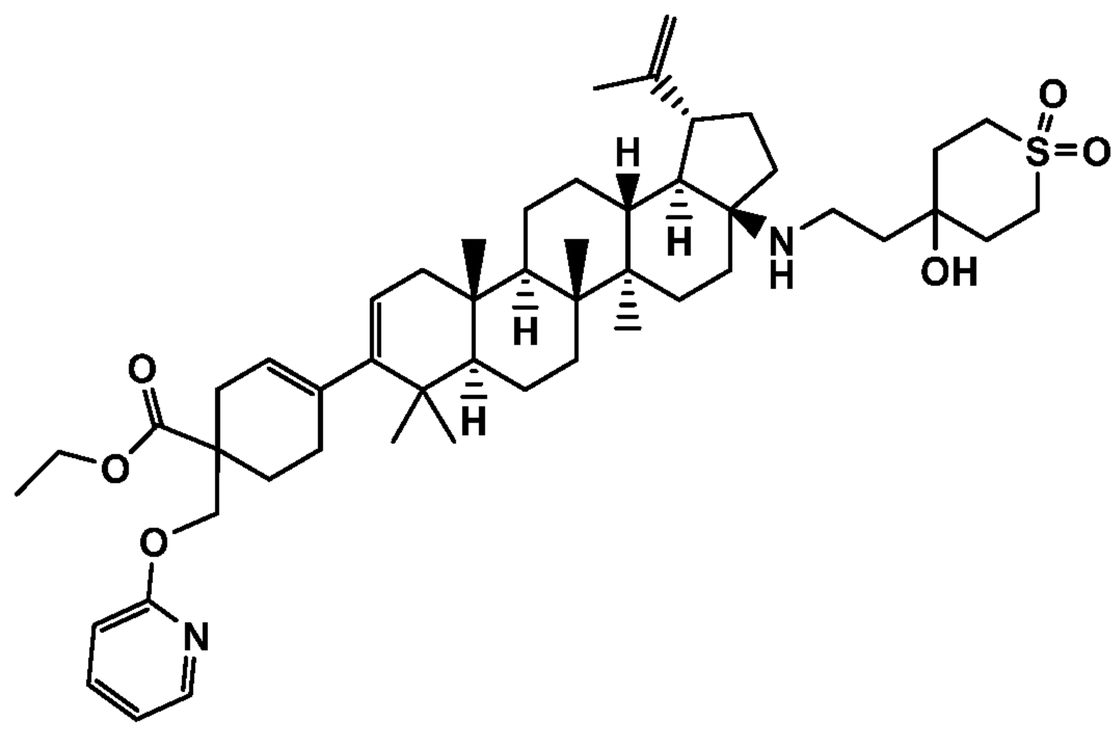

The title compound was prepared in 78 % yield as a solid, following the procedure described in general procedure D step 2, using 2-(4-hydroxy-1,1-dioxidotetrahydro-2H-thiopyran-4-yl)acetaldehyde as reactant. ^{1}H NMR (400MHz, CHLOROFORM-d) δ 8.12 (dd, *J*=5.0, 1.5 Hz, 1H), 7.57 - 7.52 (m, 1H), 6.85 (ddd, *J*=7.0, 5.1, 0.9 Hz, 1H), 6.72 (d, *J*=8.5 Hz, 1H), 5.34 (br. s., 1H), 5.18 (d, *J*=5.8 Hz, 1H), 4.73 (d, *J*=1.8 Hz, 1H), 4.61 (s, 1H), 4.48 - 4.36 (m, 2H), 4.18 - 4.08 (m, 4H), 3.57 - 3.43 (m, 2H), 2.91 - 2.61 (m, 5H), 2.50 (td, *J*=10.7, 5.5 Hz, 1H), 2.24 - 0.88 (31H), 1.68 (s, 3H), 1.19 (t, *J*=7.2 Hz, 3H), 1.03 (s, 3H), 0.96 (s, 3H), 0.95 - 0.90 (m, 6H), 0.85 (s, 3H). LC/MS *m/z* 845.60 $(M+H)^+$, 3.59 min (LCMS Method 4).

Step 3. 4-((1R,3aS,5aR,5bR,7aR,11aS,11bR,13aR,13bR)-3a-((2-(4-hydroxy-1,1-dioxidotetrahydro-2H-thiopyran-4-yl)ethyl)amino)-5a,5b,8,8,11a-pentamethyl-1-(prop-1-en-2-yl)-2,3,3a,4,5,5a,5b,6,7,7a,8,11,11a,11b,12,13,13a,13b-octadecahydro-1H-cyclopenta[a]chrysen-9-yl)-1-((pyridin-2-yloxy)methyl)cyclohex-3-ene-1-carboxylic acid was prepared in 76 % yield as a solid, following the procedure described in general procedure D step 3 at 60° C for 12 h, using ethyl 4-((1R,3aS,5aR,5bR,7aR,11aS,11bR,13aR,13bR)-3a-((2-(4-hydroxy-1,1-dioxidotetrahydro-2H-thiopyran-4-yl)ethyl)amino)-5a,5b,8,8,11a-pentamethyl-1-(prop-1-en-2-yl)-2,3,3a,4,5,5a,5b,6,7,7a,8,11,11a,11b,12,13,13a,13b-octadecahydro-1H-cyclopenta[a]chrysen-9-yl)-1-((pyridin-2-yloxy)methyl)cyclohex-3-ene-1-carboxylate as reactant. ^{1}H NMR (400MHz, CHLOROFORM-d) δ 8.29 (br. s., 1H), 7.96 (t, *J*=7.0 Hz, 1H), 7.17 (br. s., 1H), 7.04 (d, *J*=8.3 Hz, 1H), 5.35 (br. s., 1H), 5.18 (d, *J*=5.3 Hz, 1H),

4.75 (s, 1H), 4.69 (s, 1H), 4.53 - 4.39 (m, 2H), 3.58 - 3.35 (m, 2H), 3.21 (br. s., 2H), 2.97 - 2.84 (m, 2H), 2.76 - 2.62 (m, 2H), 2.58 - 2.44 (m, 1H), 2.34 - 1.04 (m, 32H), 1.68 (s, 3H), 1.07 (s, 3H), 1.02 (s, 3H), 0.95 - 0.91 (m, 6H), 0.87 (s, 3H). LC/MS *m/z* 817.55 $(M+H)^+$, 5.51 min (LCMS Method 4).

General Procedure E. Preparation of α-substituted cyclohexenecarboxylic acid derivatives *via* alkylation of α-methyl alcohol.

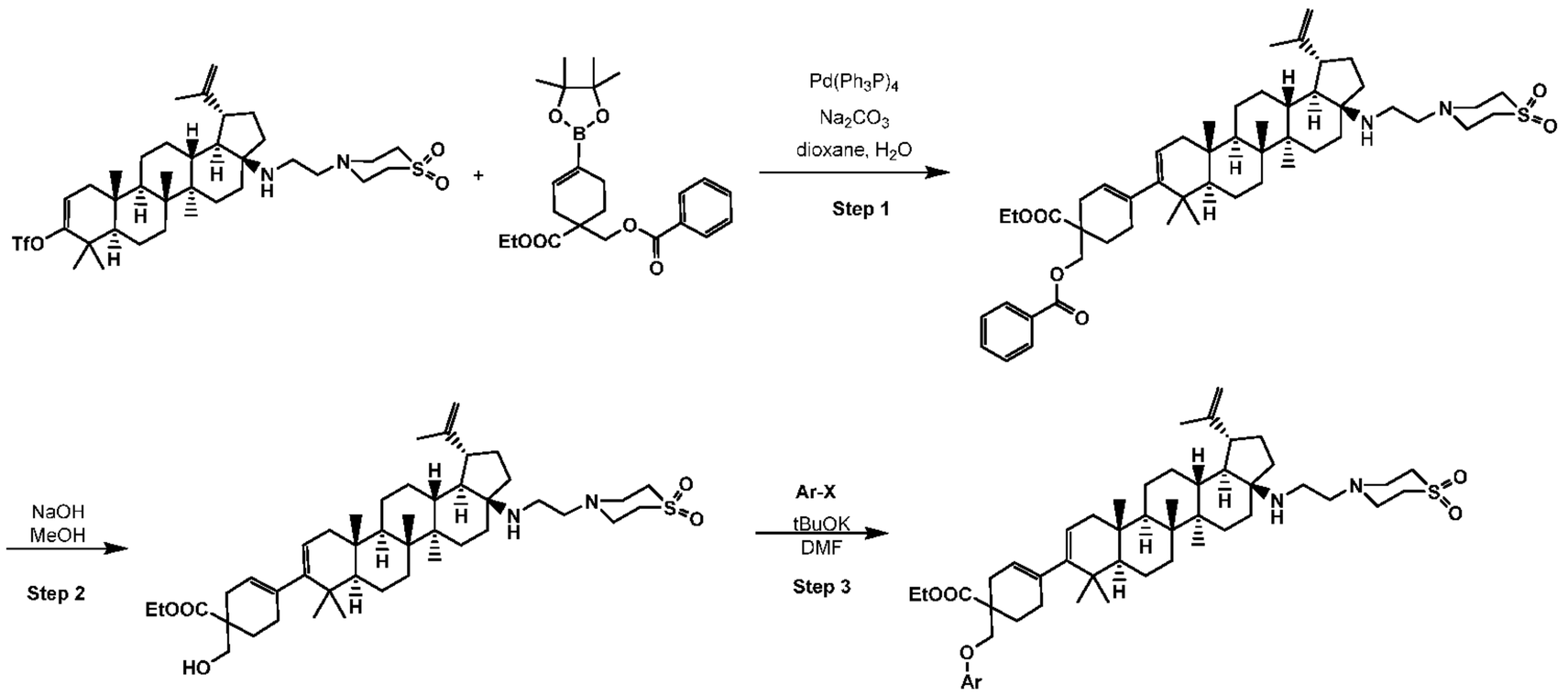

Step 1. Preparation of (4-((1R,3aS,5aR,5bR,7aR,11aS,11bR,13aR,13bR)-3a-((2-(1,1-dioxidothiomorpholino)ethyl)amino)-5a,5b,8,8,11a-pentamethyl-1-(prop-1-en-2-yl)-2,3,3a,4,5,5a,5b,6,7,7a,8,11,11a,11b,12,13,13a,13b-octadecahydro-1H-cyclopenta[a]chrysen-9-yl)-1-(ethoxycarbonyl)cyclohex-3-en-1-yl)methyl benzoate.

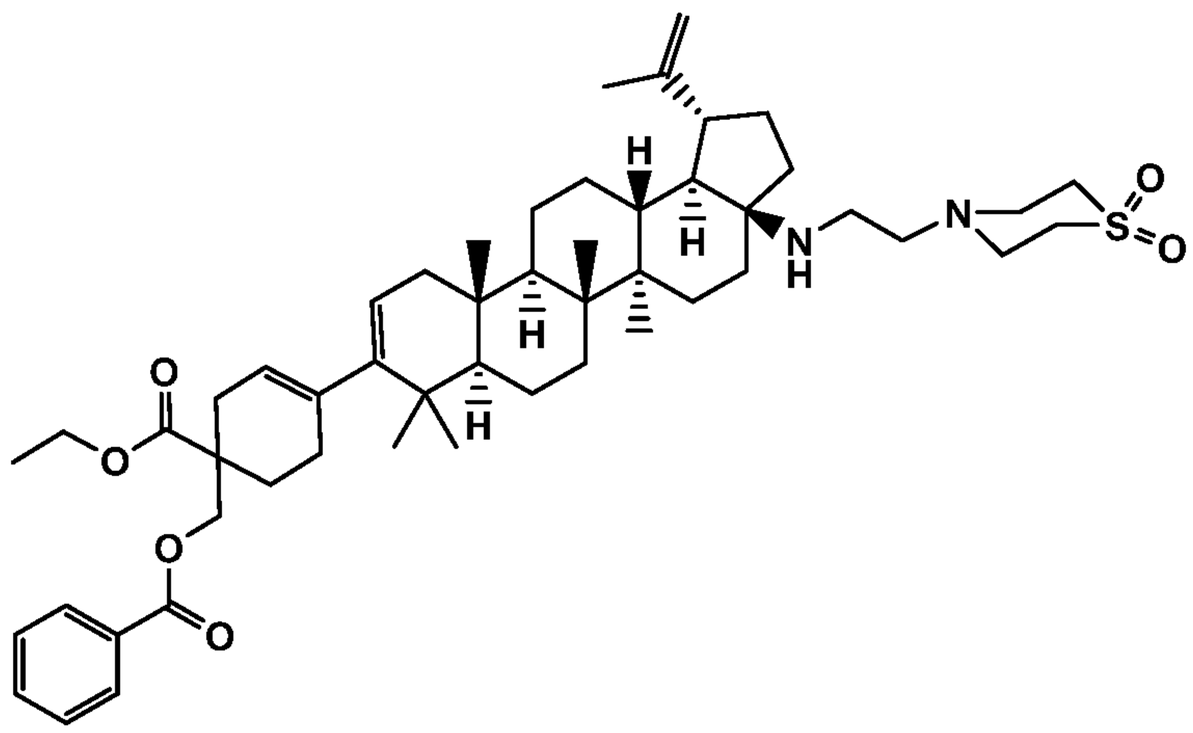

A mixture of (1R,3aS,5aR,5bR,7aR,11aR,11bR,13aR,13bR)-3a-((2-(1,1-dioxidothiomorpholino)ethyl)amino)-5a,5b,8,8,11a-pentamethyl-1-(prop-1-en-2-yl)-2,3,3a,4,5,5a,5b,6,7,7a,8,11,11a,11b,12,13,13a,13b-octadecahydro-1H-cyclopenta[a]chrysen-9-yl trifluoromethanesulfonate (1 eq), (1-(ethoxycarbonyl)-4-(4,4,5,5-tetramethyl-1,3,2-dioxaborolan-2-yl)cyclohex-3-en-1-yl)methyl benzoate (1.05 eq), Na_2CO_3 H_2O (3 eq) and $Pd(Ph3P)_4$ (0.06 eq) in 1,4-dioxane and H_2O (4 : 1) was flushed with nitrogen, sealed and heated at 70 °C for 2 h. The reaction mixture was concentrated *in vacuo*, and the residue was partitioned between EtOAc and H_2O. The separated aqueous layer was extracted with EtOAc. The combined organic layers were washed with brine dried over Na_2SO_4, and concentrated *in vacuo*. The crude product was purified by silica gel column eluted with 0 - 60 % ethyl acetate / hexanes to give the desired product as a solid (67 % yield). ^{1}H NMR (400MHz, CHLOROFORM-d) δ 8.01 (dd, *J*=8.2, 1.1 Hz, 2H), 7.59 - 7.53 (m, 1H), 7.46 - 7.40 (m, 2H), 5.36 (br. s., 1H), 5.20 (d, *J*=5.5 Hz, 1H), 4.71 (d, *J*=2.0 Hz, 1H), 4.59 (s, 1H), 4.48 - 4.39 (m, 2H), 4.21 - 4.14 (m, 2H), 3.12 - 2.98 (m, 8H), 2.73 - 2.53 (m, 5H), 2.50 - 2.42 (m, 1H), 2.31 - 0.81 (m, 27H), 1.69 (s, 3H), 1.22 (t, *J*=7.2 Hz, 3H), 1.06 (s, 3H), 0.96 (s, 3H), 0.98 - 0.92 (m, 6H), 0.86 (s, 3H). LC/MS: m/e 857.50 $(M+H)^+$, 2.91 min (LCMS Method 3).

Step 2:. Preparation of ethyl 4-((1R,3aS,5aR,5bR,7aR,11aS,11bR,13aR,13bR)-3a-((2-(1,1-dioxidothiomorpholino)ethyl)amino)-5a,5b,8,8,11a-pentamethyl-1-(prop-1-en-2-yl)-2,3,3a,4,5,5a,5b,6,7,7a,8,11,11a,11b,12,13,13a,13b-octadecahydro-1H-cyclopenta[a]chrysen-9-yl)-1-(hydroxymethyl)cyclohex-3-ene-1-carboxylate.

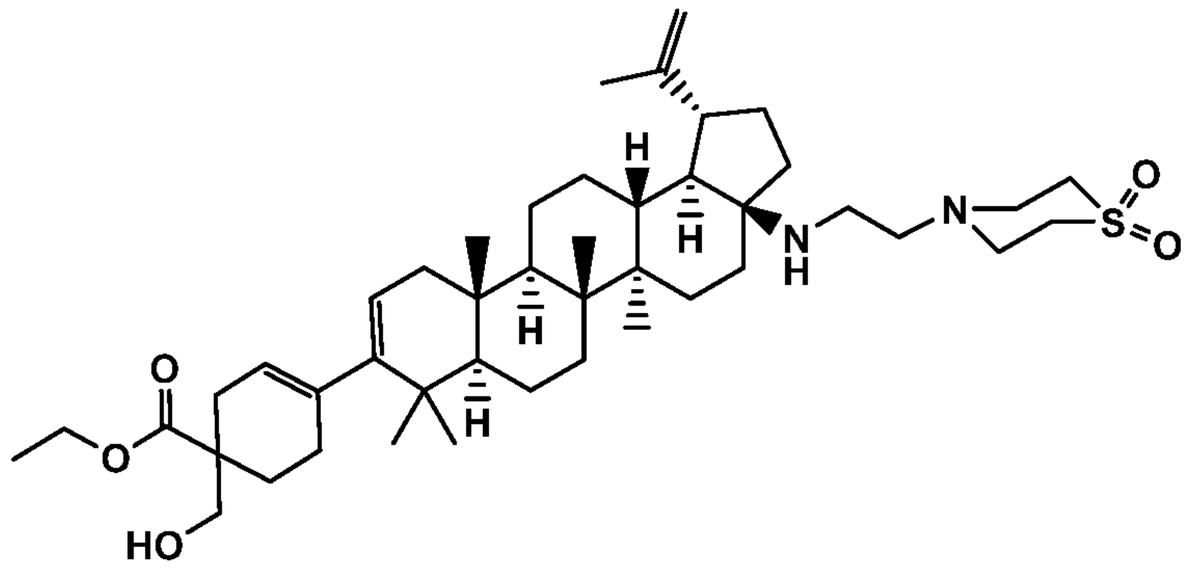

A suspension of 4-((1R,3aS,5aR,5bR,7aR,11aS,11bR,13aR,13bR)-3a-((2-(1,1-dioxidothiomorpholino)ethyl)amino)-5a,5b,8,8,11a-pentamethyl-1-(prop-1-en-2-yl)-2,3,3a,4,5,5a,5b,6,7,7a,8,11,11a,11b,12,13,13a,13b-octadecahydro-1H-cyclopenta[a]chrysen-9-yl)-1-(ethoxycarbonyl)cyclohex-3-en-1-yl)methyl benzoate (1 eq) and 1N NaOH (1 eq) in MeOH and THF was stirred at RT for 1 day. The mixture was neutralized with saturated aqueous citric acid and the solvent was removed *in vacuo*. The residue was taken into EtOAc, washed with brine, dried over Na_2SO_4, and concentrated *in vacuo* to give the desired product (99% yield) as a solid without further purification. LC/MS *m/z* 753.70 $(M+H)^+$, 2.85 min (LCMS Method 3).

Step 3. Preparation of α-substituted cyclohexenecarboxylic ester.

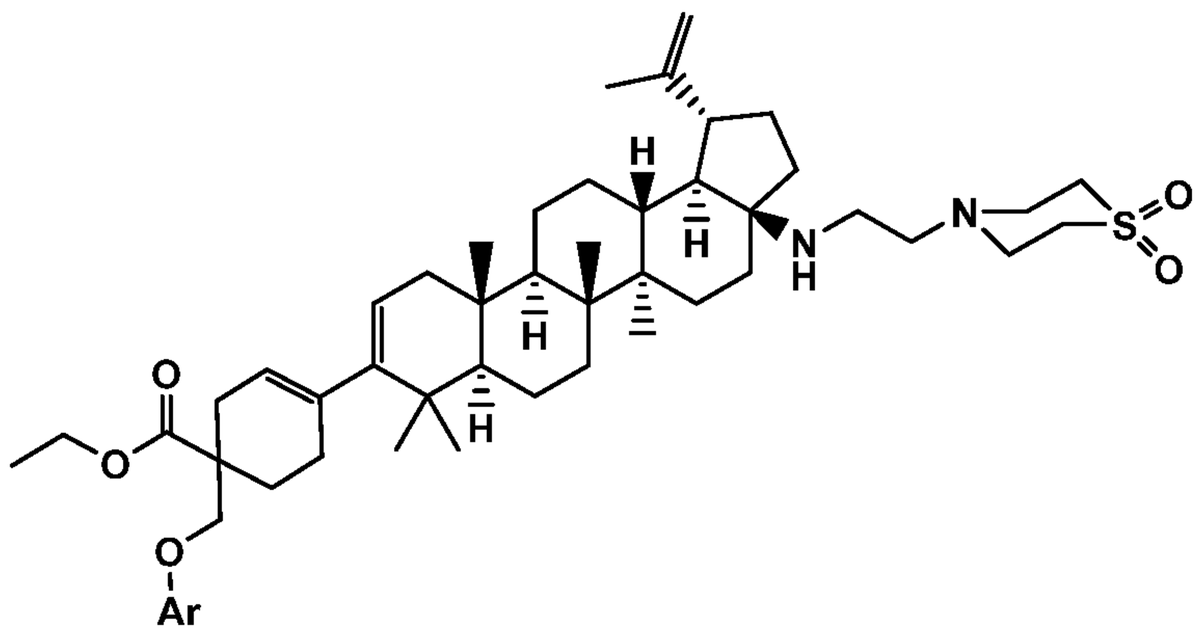

To a solution of ethyl -4-((1R,3aS,5aR,5bR,7aR,11aS,11bR,13aR,13bR)-3a-((2-(1,1-dioxidothiomorpholino)ethyl)amino)-5a,5b,8,8,11a-pentamethyl-1-(prop-1-en-2-yl)-

2,3,3a,4,5,5a,5b,6,7,7a,8,11,11a,11b,12,13,13a,13b-octadecahydro-1H-cyclopenta[a]chrysen-9-yl)-1-(hydroxymethyl)cyclohex-3-ene-1-carboxylate (1 eq) and Ar-X (2 eq) in DMF was added KOtBu (2 eq). The resulting mixture was warmed to RT and stirred overnight. The reaction mixture was diluted with EtAOc, washed with water, dried over Na_2SO_4, and concentrated *in vacuo* to give crude product which was used in next step without further purification.

Step 4. Preparation of α-substituted cyclohexenecarboxylic acid.

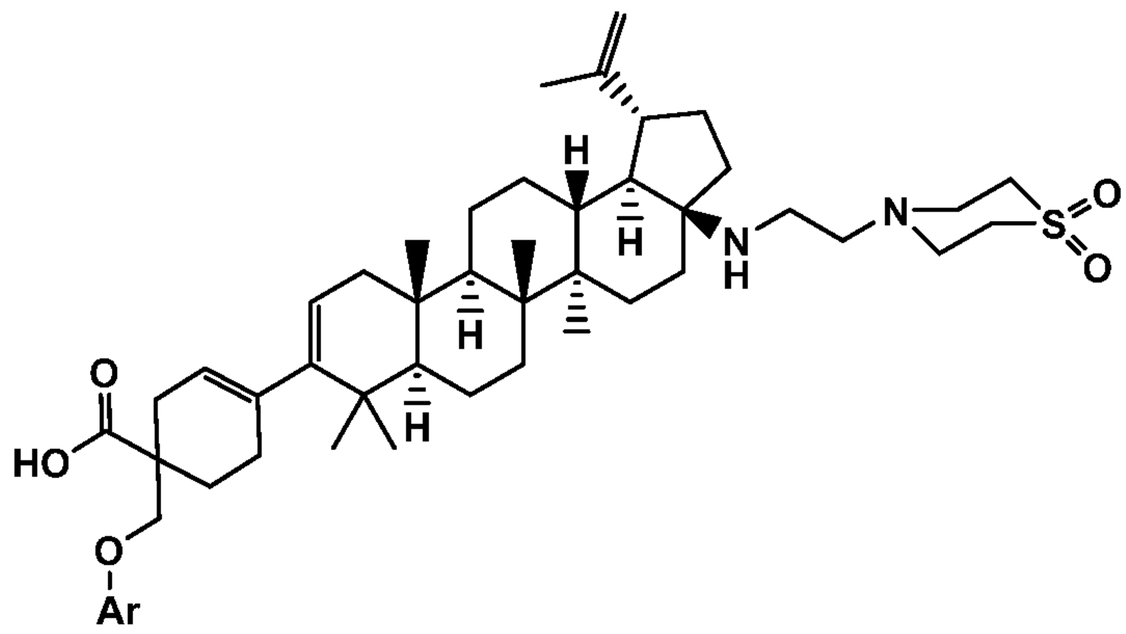

A solution of α-methyl ether from step 4 in 1,4-dioxane, MeOH and 1N NaOH (2 : 1 : 1) was stirred at 50 °C. The reaction mixture was purified by reverse phase preparative HPLC to give the final product.

Example 34

Preparation of 4-((1R,3aS,5aR,5bR,7aR,11aS,11bR,13aR,13bR)-3a-((2-(1,1-dioxidothiomorpholino)ethyl)amino)-5a,5b,8,8,11a-pentamethyl-1-(prop-1-en-2-yl)-2,3,3a,4,5,5a,5b,6,7,7a,8,11,11a,11b,12,13,13a,13b-octadecahydro-1H-cyclopenta[a]chrysen-9-yl)-1-((pyrimidin-2-yloxy)methyl)cyclohex-3-ene-1-carboxylic acid.

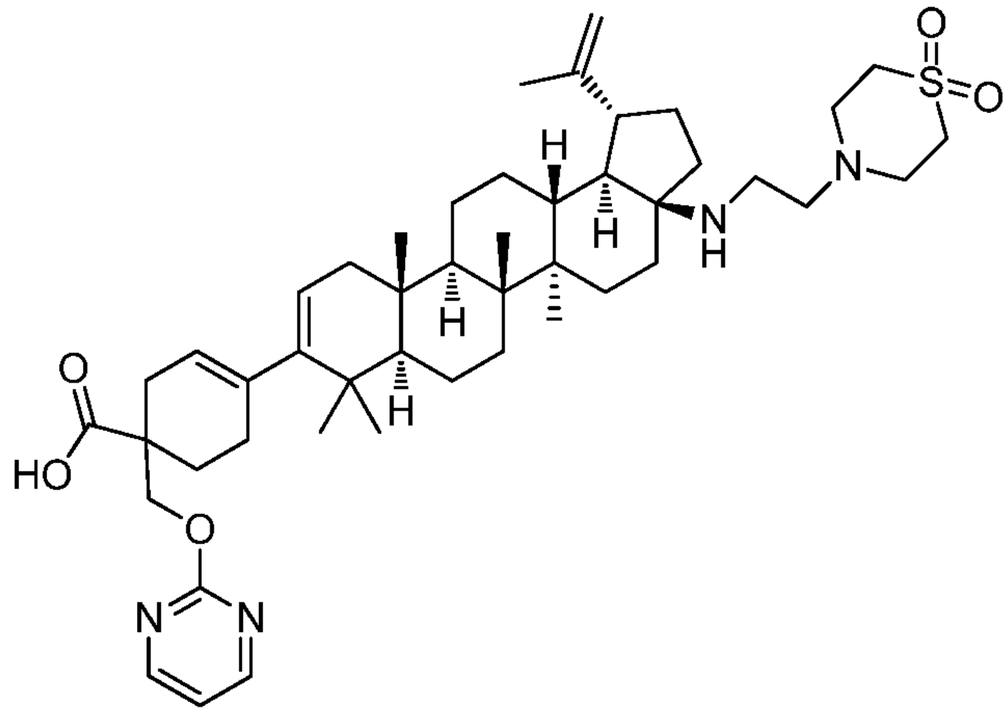

Step 1-2: General procedure E.

Step 3. Preparation of ethyl 4-((1R,3aS,5aR,5bR,7aR,11aS,11bR,13aR,13bR)-3a-((2-(1,1-dioxidothiomorpholino)ethyl)amino)-5a,5b,8,8,11a-pentamethyl-1-(prop-1-en-2-yl)-2,3,3a,4,5,5a,5b,6,7,7a,8,11,11a,11b,12,13,13a,13b-octadecahydro-1H-cyclopenta[a]chrysen-9-yl)-1-((pyrimidin-2-yloxy)methyl)cyclohex-3-ene-1-carboxylate.

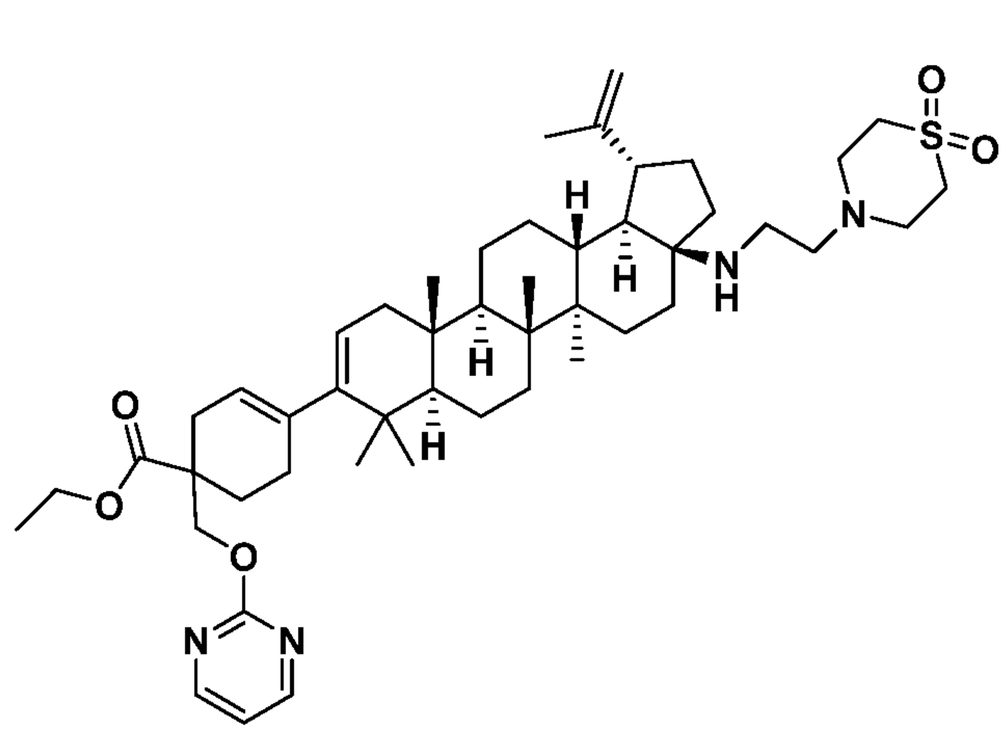

The title compound was prepared as crude product, following the procedure described in general procedure E step 3, using 2-bromopyrimidine as reactant. LC/MS *m/z* 831.60 $(M+H)^+$, 2.76 min (LCMS Method 3).

Step 4. 4-((1R,3aS,5aR,5bR,7aR,11aS,11bR,13aR,13bR)-3a-((2-(1,1-dioxidothiomorpholino)ethyl)amino)-5a,5b,8,8,11a-pentamethyl-1-(prop-1-en-2-yl)-

2,3,3a,4,5,5a,5b,6,7,7a,8,11,11a,11b,12,13,13a,13b-octadecahydro-1H-cyclopenta[a]chrysen-9-yl)-1-((pyrimidin-2-yloxy)methyl)cyclohex-3-ene-1-carboxylic acid was prepared in 11 % yield as a solid, following the procedure described in general procedure E step 4, using ethyl 4-((1R,3aS,5aR,5bR,7aR,11aS,11bR,13aR,13bR)-3a-((2-(1,1-dioxidothiomorpholino)ethyl)amino)-5a,5b,8,8,11a-pentamethyl-1-(prop-1-en-2-yl)-2,3,3a,4,5,5a,5b,6,7,7a,8,11,11a,11b,12,13,13a,13b-octadecahydro-1H-cyclopenta[a]chrysen-9-yl)-1-((pyrimidin-2-yloxy)methyl)cyclohex-3-enecarboxylate as reactant. ^{1}H NMR (400MHz, CHLOROFORM-d) δ 8.62 (d, *J*=4.8 Hz, 2H), 7.10 (t, *J*=4.9 Hz, 1H), 5.39 (br. s., 1H), 5.21 (d, *J*=4.5 Hz, 1H), 4.78 (s, 1H), 4.72 (s, 1H), 4.64 - 4.54 (m, 2H), 3.39 (br. d, *J*=13.1 Hz, 1H), 3.27 - 3.03 (m, 9H), 3.03 - 2.89 (m, 2H), 2.80 - 2.70 (m, 1H), 2.33 - 2.06 (m, 4H), 2.06 - 2.02 (m, 6H), 2.02 - 1.85 (m, 4H), 1.81 - 1.67 (m, 2H), 1.71 (s, 3H), 1.67 - 1.37 (m, 10H), 1.37 - 1.25 (m, 2H), 1.16 (s, 3H), 1.12 - 1.03 (m, 1H), 1.06 (s, 3H), 0.98 – 0.97 (m, 3H), 0.95 - 0.94 (m, 3H), 0.89 (s, 3H). LC/MS: m/e 803.50 $(M+H)^+$, 2.80 min (LCMS Method 3).

Example 35

Preparation of 4-((1R,3aS,5aR,5bR,7aR,11aS,11bR,13aR,13bR)-3a-((2-(1,1-dioxidothiomorpholino)ethyl)amino)-5a,5b,8,8,11a-pentamethyl-1-(prop-1-en-2-yl)-2,3,3a,4,5,5a,5b,6,7,7a,8,11,11a,11b,12,13,13a,13b-octadecahydro-1H-cyclopenta[a]chrysen-9-yl)-1-(((7-methoxyisoquinolin-1-yl)oxy)methyl)cyclohex-3-ene-1-carboxylic acid.

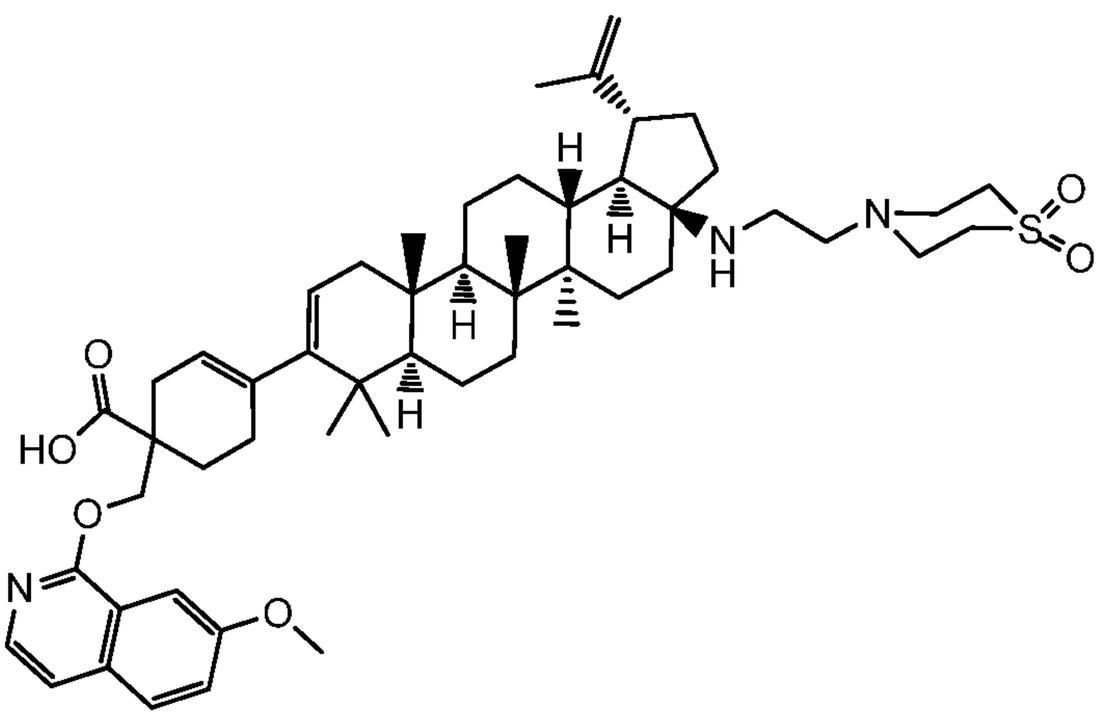

Step 1-2: General procedure E.

Step 3. Preparation of ethyl 4-((1R,3aS,5aR,5bR,7aR,11aS,11bR,13aR,13bR)-3a-((2-(1,1-dioxidothiomorpholino)ethyl)amino)-5a,5b,8,8,11a-pentamethyl-1-(prop-1-en-2-yl)-2,3,3a,4,5,5a,5b,6,7,7a,8,11,11a,11b,12,13,13a,13b-octadecahydro-1H-cyclopenta[a]chrysen-9-yl)-1-(((7-methoxyisoquinolin-1-yl)oxy)methyl)cyclohex-3-enecarboxylate.

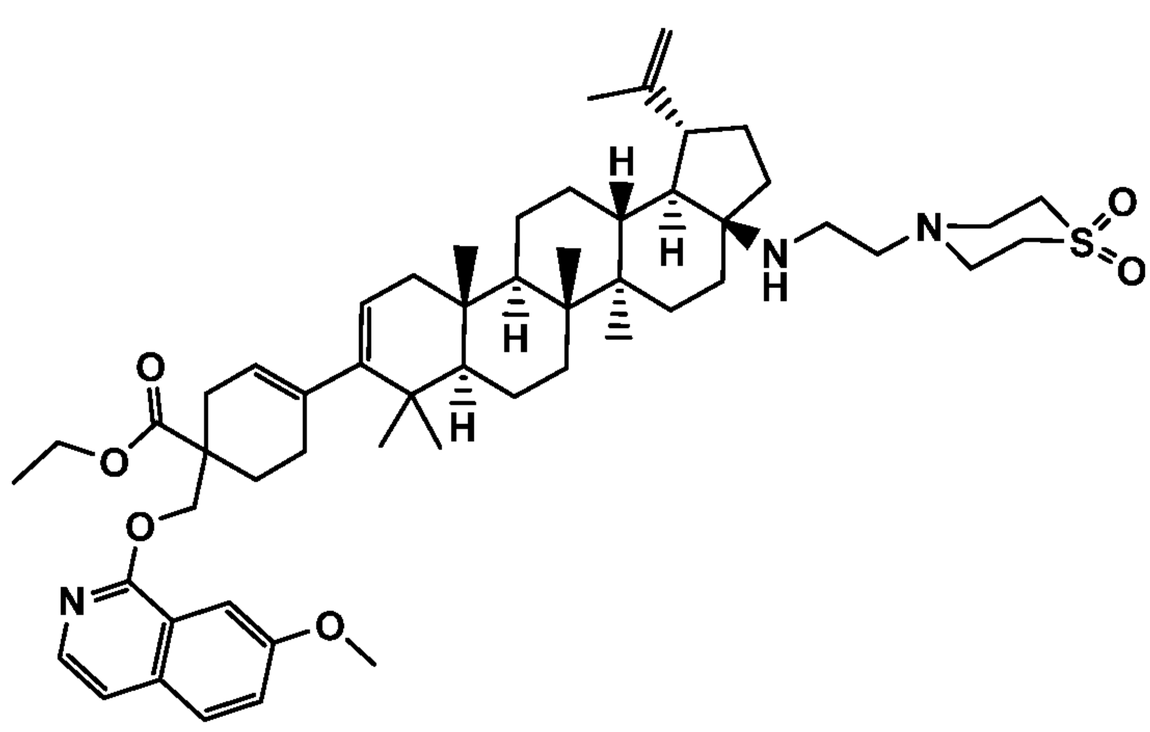

The title compound was prepared as crude product, following the procedure described in general procedure E step 3, using 1-chloro-7-methoxyisoquinoline as reactant. LC/MS: m/e 910.65 $(M+H)^+$, 2.98 min (LCMS Method 3).

Step 4: 4-((1R,3aS,5aR,5bR,7aR,11aS,11bR,13aR,13bR)-3a-((2-(1,1-dioxidothiomorpholino)ethyl)amino)-5a,5b,8,8,11a-pentamethyl-1-(prop-1-en-2-yl)-2,3,3a,4,5,5a,5b,6,7,7a,8,11,11a,11b,12,13,13a,13b-octadecahydro-1H-cyclopenta[a]chrysen-9-yl)-1-(((7-methoxyisoquinolin-1-yl)oxy)methyl)cyclohex-3-ene-1-carboxylic acid was prepared in 39 % yield as a solid, following the procedure described in general procedure E step 4, using ethyl 4-((1R,3aS,5aR,5bR,7aR,11aS,11bR,13aR,13bR)-3a-((2-(1,1-dioxidothiomorpholino)ethyl)amino)-5a,5b,8,8,11a-pentamethyl-1-(prop-1-en-2-yl)-2,3,3a,4,5,5a,5b,6,7,7a,8,11,11a,11b,12,13,13a,13b-octadecahydro-1H-cyclopenta[a]chrysen-9-yl)-1-(((7-methoxyisoquinolin-1-yl)oxy)methyl)cyclohex-3-enecarboxylate as reactant. LC/MS: m/e 882.60 $(M+H)^+$, 2.83 min (LCMS Method 3).

Example 36

Preparation of 1-(((3-cyanopyridin-2-yl)oxy)methyl)-4-((1R,3aS,5aR,5bR,7aR,11aS,11bR,13aR,13bR)-3a-((2-(1,1-dioxidothiomorpholino)ethyl)amino)-5a,5b,8,8,11a-pentamethyl-1-(prop-1-en-2-yl)-2,3,3a,4,5,5a,5b,6,7,7a,8,11,11a,11b,12,13,13a,13b-octadecahydro-1H-cyclopenta[a]chrysen-9-yl)cyclohex-3-ene-1-carboxylic acid.

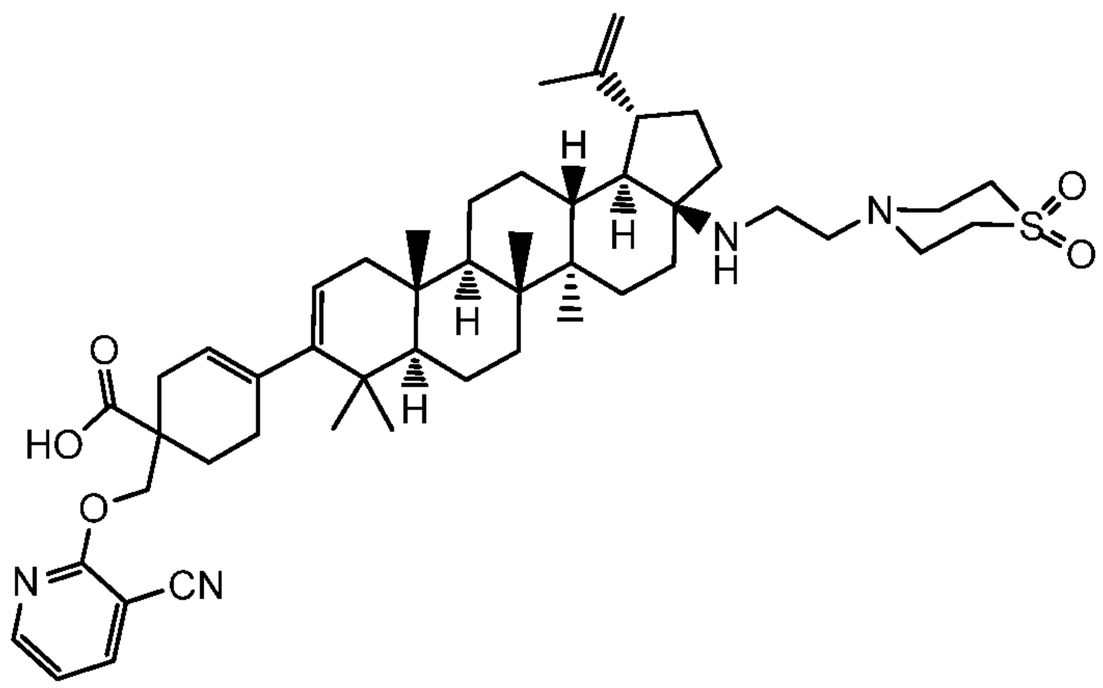

Step 1-2: General procedure E.

Step 3. Preparation of ethyl 1-(((3-cyanopyridin-2-yl)oxy)methyl)-4-((1R,3aS,5aR,5bR,7aR,11aS,11bR,13aR,13bR)-3a-((2-(1,1-dioxidothiomorpholino)ethyl)amino)-5a,5b,8,8,11a-pentamethyl-1-(prop-1-en-2-yl)-2,3,3a,4,5,5a,5b,6,7,7a,8,11,11a,11b,12,13,13a,13b-octadecahydro-1H-cyclopenta[a]chrysen-9-yl)cyclohex-3-enecarboxylate.

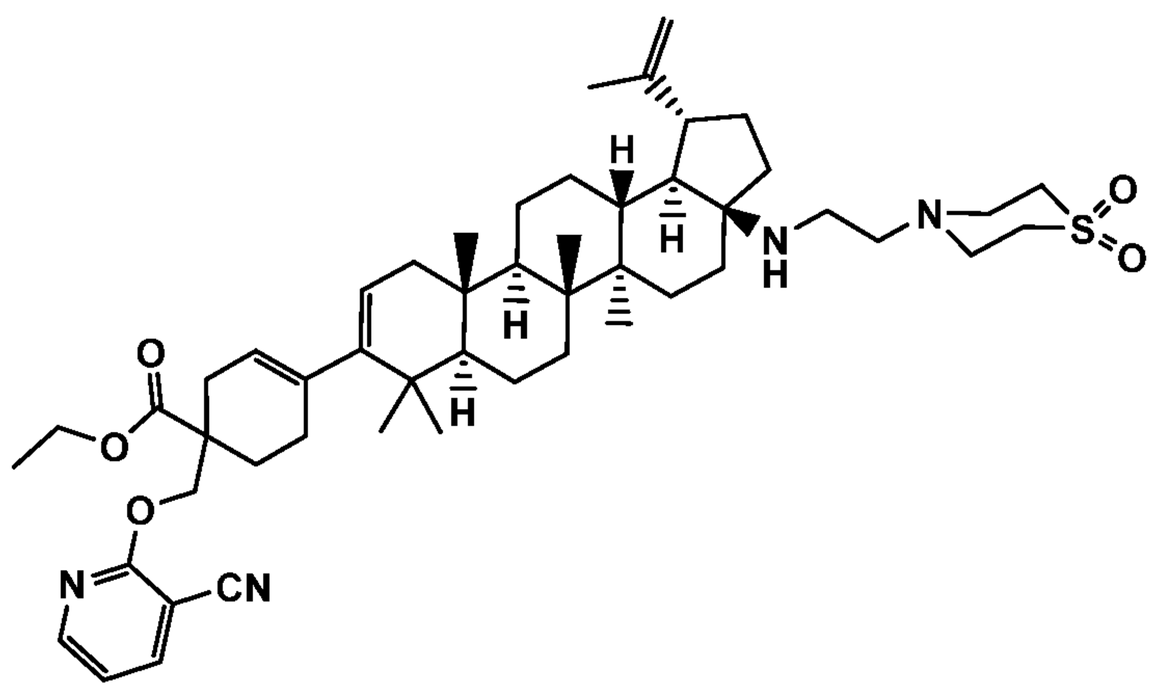

The title compound was prepared in 41 % yield, following the procedure described in general procedure E step 3, using 2-chloronicotinonitrile as reactant. ^{1}H NMR (400MHz, CHLOROFORM-d) δ 8.31 (dd, *J*=5.0, 1.8 Hz, 1H), 7.86 (dd, *J*=7.5, 2.0 Hz, 1H), 6.97 (dd, *J*=7.4, 5.1 Hz, 1H), 5.34 (br. s., 1H), 5.17 (d, *J*=5.0 Hz, 1H), 4.69 (d, *J*=1.8 Hz, 1H), 4.57 (br. s., 1H), 4.53 (s, 2H), 4.21 - 4.12 (m, 2H), 3.10 - 2.97 (m, 8H), 2.74 - 2.40 (m, 6H), 2.28 - 0.82 (m, 27H), 1.67 (s, 3H), 1.25 (t, *J*=7.2 Hz, 3H), 1.04 (s, 3H), 0.94 (s, 3H), 0.93 - 0.88 (m, 6H), 0.84 (s, 3H). LC/MS: m/e 855.60 $(M+H)^+$, 3.08 min (LCMS Method 7).

Step 4. 1-(((3-cyanopyridin-2-yl)oxy)methyl)-4-((1R,3aS,5aR,5bR,7aR,11aS,11bR,13aR,13bR)-3a-((2-(1,1-dioxidothiomorpholino)ethyl)amino)-5a,5b,8,8,11a-pentamethyl-1-(prop-1-en-2-yl)-2,3,3a,4,5,5a,5b,6,7,7a,8,11,11a,11b,12,13,13a,13b-octadecahydro-1H-cyclopenta[a]chrysen-9-yl)cyclohex-3-ene-1-carboxylic acid was prepared in 33 % yield, following the procedure described in general procedure E step 3 at RT, using ethyl 1-(((3-cyanopyridin-2-yl)oxy)methyl)-4-((1R,3aS,5aR,5bR,7aR,11aS,11bR,13aR,13bR)-3a-((2-(1,1-dioxidothiomorpholino)ethyl)amino)-5a,5b,8,8,11a-pentamethyl-1-(prop-1-en-2-yl)-2,3,3a,4,5,5a,5b,6,7,7a,8,11,11a,11b,12,13,13a,13b-octadecahydro-1H-cyclopenta[a]chrysen-9-yl)cyclohex-3-enecarboxylate as reactant. ^{1}H NMR (400MHz, METHANOL-d_4) □ 8.41 - 8.38 (m, 1H), 8.08 (dd, *J*=7.5, 1.8 Hz, 1H), 7.12 (dd, *J*=7.7, 5.1 Hz, 1H), 5.39 (br. s., 1H), 5.23 (d, *J*=4.8 Hz, 1H), 4.85 (s, 1H), 4.75 (s, 1H), 4.63 (dd, *J*=3.8, 10.5 Hz, 1H), 4.58 (d, *J*=10.3 Hz, 1H), 3.30 - 3.17 (m, 8H), 3.17 - 3.07 (m, 3H), 2.99 - 2.89 (m, 1H), 2.80 (td, *J*=11.0, 5.4 Hz, 1H), 2.72 - 2.64 (m, 1H), 2.40 - 2.23 (m,

1H), 2.23 - 2.15 (m, 2H), 2.15 - 2.01 (m, 7H), 1.99 - 1.90 (m, 1H), 1.90 - 1.76 (m, 3H), 1.78 (s, 3H), 1.76 - 1.64 (m, 2H), 1.63 - 1.41 (m, 9H), 1.41 - 1.29 (m, 1H), 1.24 - 1.18 (m, 1H), 1.20 (s, 3H), 1.18 - 1.10 (m, 1H), 1.13 (s, 3H), 1.025 – 1.015 (m, 3H), 0.98 (s, 3H), 0.95 (s, 3H). LC/MS: m/e 827.65 $(M+H)^+$, 3.12 min (LCMS Method 7).

General procedure F. Preparation of α-substituted cyclohexenecarboxylic acid derivatives *via* silyl carboxylate.

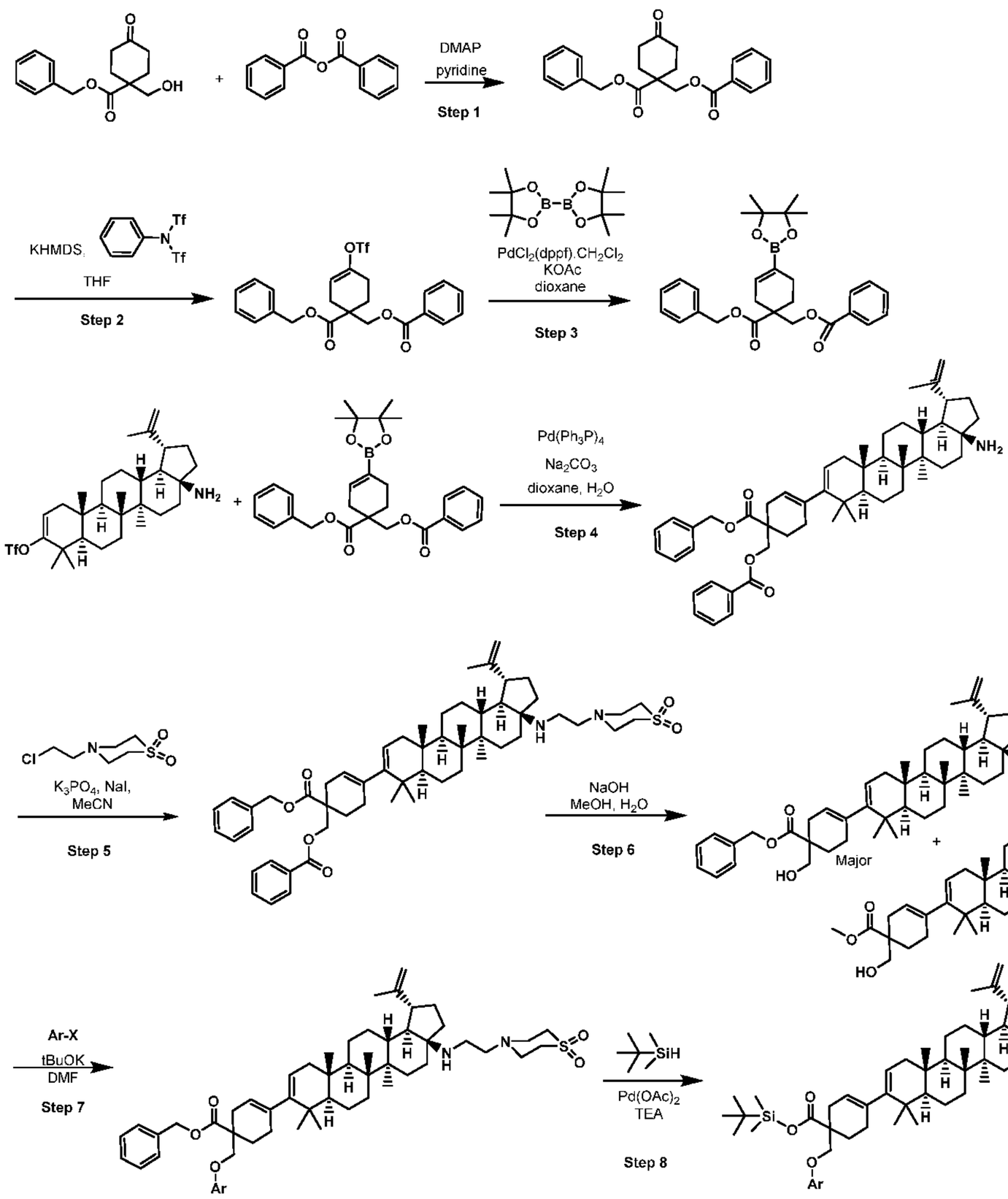

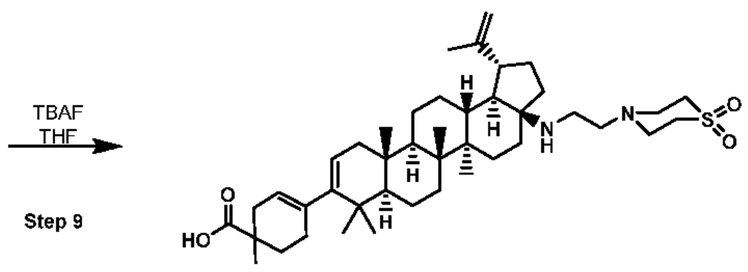

Step 1. Preparation of (1-((benzyloxy)carbonyl)-4-oxocyclohexyl)methyl benzoate.

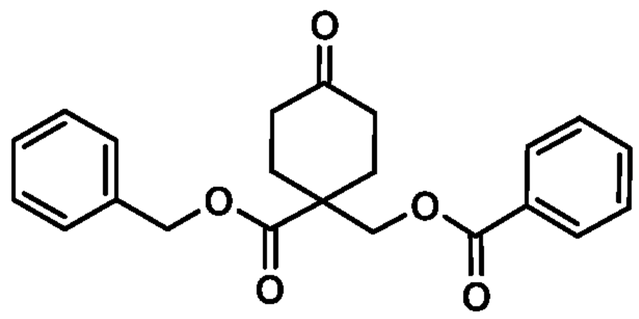

To a solution of benzyl 1-(hydroxymethyl)-4-oxocyclohexanecarboxylate (4.3 g, 16.4 mmol) in pyridine (20 mL) was added benzoic anhydride (4.45 g, 19.7 mmol) followed by DMAP (2.00 g, 16.4 mmol). The resulting solution was stirred at 55 °C for 2 hours. The reaction mixture was diluted with 50 mL of ethyl acetate and was washed with 0.5 N HCl to pH = 4. The organic layer was dried over Na_2SO_4 and concentrated *in vacuo*. The crude product was purified by silica gel column eluted with 0-50 % ethyl acetate / hexanes to give the desired product as an oil (3.3 g, 49 %).

^{1}H NMR (400MHz, CHLOROFORM-d) δ 7.92 (d, *J*=7.8 Hz, 2H), 7.65 - 7.54 (m, 1H), 7.44 - 7.37 (m, 2H), 7.35 - 7.27 (m, 5H), 5.25 (s, 2H), 4.46 (s, 2H), 2.63 - 2.35 (m, 6H), 1.86 (td, *J*=12.4, 5.0 Hz, 2H).

Step 2. Preparation of (1-((benzyloxy)carbonyl)-4-(((trifluoromethyl)sulfonyl)oxy)cyclohex-3-en-1-yl)methyl benzoate.

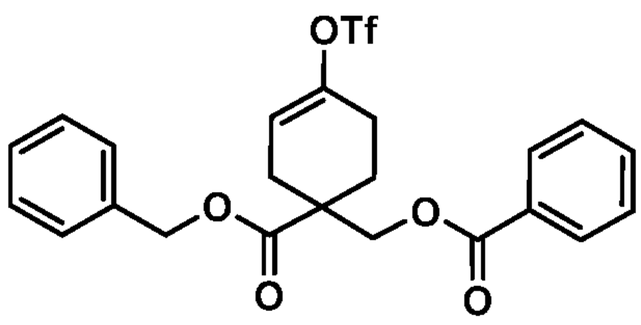

To a solution of (1-((benzyloxy)carbonyl)-4-oxocyclohexyl)methyl benzoate (4.2 g, 11.5 mmol) and 1,1,1-trifluoro-N-phenyl-N-((trifluoromethyl)sulfonyl)-methanesulfonamide (4.5 g, 12.6 mmol) in THF (50 mL) at -78 °C was added KHMDS (1 M in THF) (14.9 mL, 14.9 mmol). The resulting yellow solution was stirred at -78 °C for 2 h. The reaction was quenched with saturated aqueous NH_4Cl. The mixture was extracted with EtOAc, washed with brine, dried over Na_2SO_4, and concentrated *in vacuo*. The crude product was purified

by silica gel column eluted with 0-15 % ethyl acetate / hexanes to give the desired triflate as an oil (3.6 g, 63 %). ^{1}H NMR (400MHz, CHLOROFORM-d) δ 7.92 (d, *J*=7.8 Hz, 2H), 7.62 - 7.55 (m, 1H), 7.42 (t, *J*=7.5 Hz, 2H), 7.35 - 7.27 (m, 5H), 5.80 (br. s., 1H), 5.26 - 5.14 (m, 2H), 4.50 - 4.41 (m, 2H), 2.90 (dd, *J*=17.9, 2.4 Hz, 1H), 2.57 - 2.28 (m, 4H), 2.02 - 1.91 (m, 1H).

Step 3. Preparation of (1-((benzyloxy)carbonyl)-4-(4,4,5,5-tetramethyl-1,3,2-dioxaborolan-2-yl)cyclohex-3-en-1-yl)methyl benzoate.

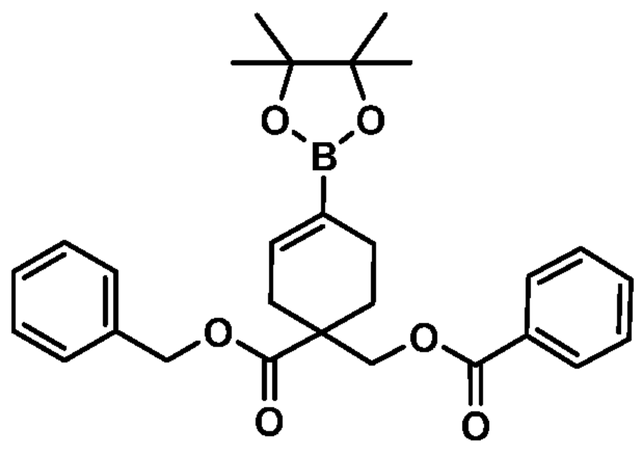

A mixture of (1-((benzyloxy)carbonyl)-4-(((trifluoromethyl)sulfonyl)oxy)cyclohex-3-en-1-yl)methyl benzoate (3.32 g, 6.66 mmol), bis(pinacolato)diboron (1.71 g, 6.73 mmol), KOAc (1.64 g, 16.7 mmol)) and $PdCl_2$(dppf)-CH_2Cl_2 adduct (0.16 g, 0.2mmol) in 1,4-dioxane (30 mL) was flushed with nitrogen, sealed and heated at 70 °C for 20 h. The mixture was diluted with water (150 mL) and extracted with EtOAc (3 x 125 mL). The combined organic layers were washed with brine, dried over Na_2SO_4, and concentrated *in vacuo*. The crude product was purified by silica gel column eluted with 0-20 % ethyl acetate / hexanes to give the desired boronate as an oil (2.2 g, 69 %). ^{1}H NMR (400MHz, CHLOROFORM-d) δ 7.90 (d, *J*=8.1 Hz, 2H), 7.58 - 7.51 (m, 1H), 7.42 - 7.36 (m, 2H), 7.32 - 7.22 (m, 5H), 6.54 (br. s., 1H), 5.16 (s, 2H), 4.48 - 4.36 (m, 2H), 2.75 (d, *J*=17.6 Hz, 1H), 2.32 - 2.19 (m, 3H), 2.07 - 2.00 (m, 1H), 1.92 - 1.86 (m, 1H), 1.27 (s, 12H). LC/MS: m/e 499.20 $(M+Na)^+$, 3.10 min (LCMS Method 7).

Step 4. Preparation of (4-((1R,3aS,5aR,5bR,7aR,11aS,11bR,13aR,13bR)-3a-amino-1-(buta-2,3-dien-2-yl)-5a,5b,8,8,11a-pentamethyl-2,3,3a,4,5,5a,5b,6,7,7a,8,11,11a,11b,12,13,13a,13b-octadecahydro-1H-cyclopenta[a]chrysen-9-yl)-1-((benzyloxy)carbonyl)cyclohex-3-en-1-yl)methyl benzoate.

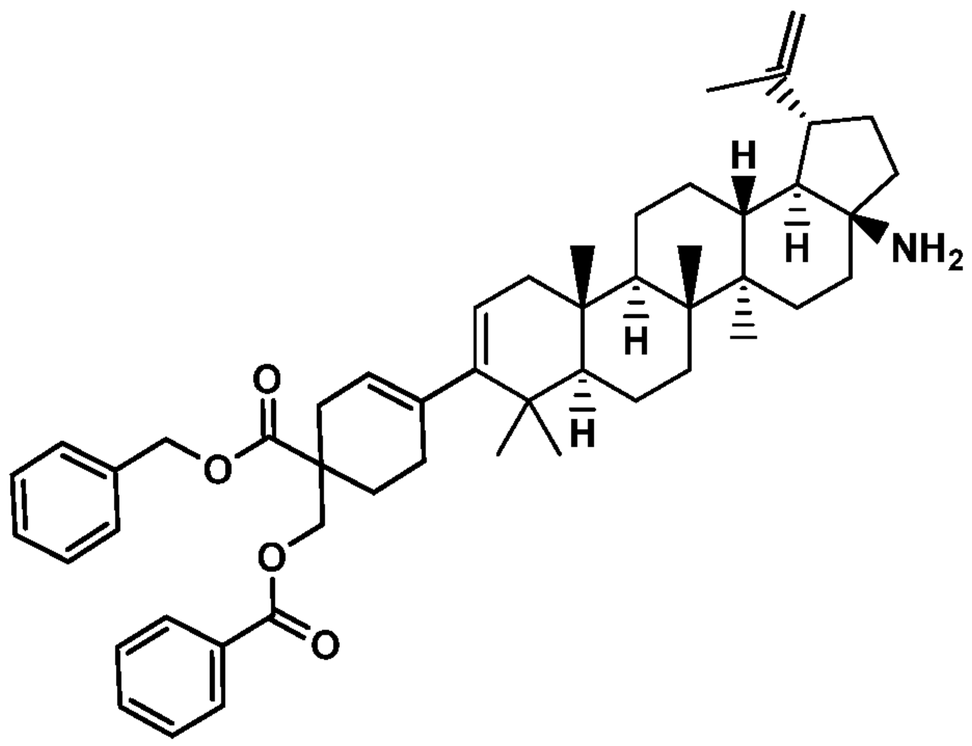

A mixture of (1R,3aS,5aR,5bR,7aR,11aR,11bR,13aR,13bR)-3a-amino-5a,5b,8,8,11a-pentamethyl-1-(prop-1-en-2-yl)-2,3,3a,4,5,5a,5b,6,7,7a,8,11,11a,11b,12,13,13a,13b-octadecahydro-1H-cyclopenta[a]chrysen-9-yl trifluoromethanesulfonate (2.4 g, 4.3 mmol), (1-((benzyloxy)carbonyl)-4-(4,4,5,5-tetramethyl-1,3,2-dioxaborolan-2-yl)cyclohex-3-en-1-yl)methyl benzoate (2.05 g, 4.3 mmol), Na_2CO_3 H_2O (1.60 g, 12.9 mmol) and $Pd(Ph_3P)_4$ (0.3 g, 0.26 mmol) in 1,4-dioxane (100 mL) and H_2O (25 mL) was flushed with nitrogen, sealed and heated at 70 °C for 2 h. The reaction mixture was diluted with EtOAc, washed with brine, dried over Na_2SO_4, and concentrated *in vacuo*. The crude product was purified by silica gel column eluted with 0-55 % ethyl acetate / hexanes to give the desired C-3 α-substituted cyclohexenecarboxylic ester (1.8 g, 55 %). ^{1}H NMR (400MHz, CHLOROFORM-d) δ 7.91 (d, *J*=7.0 Hz, 2H), 7.58 - 7.51 (m, 1H), 7.42 - 7.35 (m, 2H), 7.33 - 7.28 (m, 2H), 7.26 - 7.22 (m, 3H), 5.34 (br. s., 1H), 5.21 - 5.11 (m, 3H), 4.73 (s, 1H), 4.60 (br. s., 1H), 4.51 - 4.39 (m, 2H), 2.71 (d, *J*=17.3 Hz, 1H), 2.54 (td, *J*=10.9, 5.1 Hz, 1H), 2.25 - 0.92 (m, 27H), 1.69 (s, 3H), 1.13 - 0.85 (m, 15H). LC/MS: m/e 758.70 $(M+H)^+$, 3.24 min (LCMS Method 7).

Step 5. Preparation of (1-((benzyloxy)carbonyl)-4-((1R,3aS,5aR,5bR,7aR,11aS,11bR,13aR,13bR)-3a-((2-(1,1-dioxidothiomorpholino)ethyl)amino)-5a,5b,8,8,11a-pentamethyl-1-(prop-1-en-2-yl)-2,3,3a,4,5,5a,5b,6,7,7a,8,11,11a,11b,12,13,13a,13b-octadecahydro-1H-cyclopenta[a]chrysen-9-yl)cyclohex-3-en-1-yl)methyl benzoate.

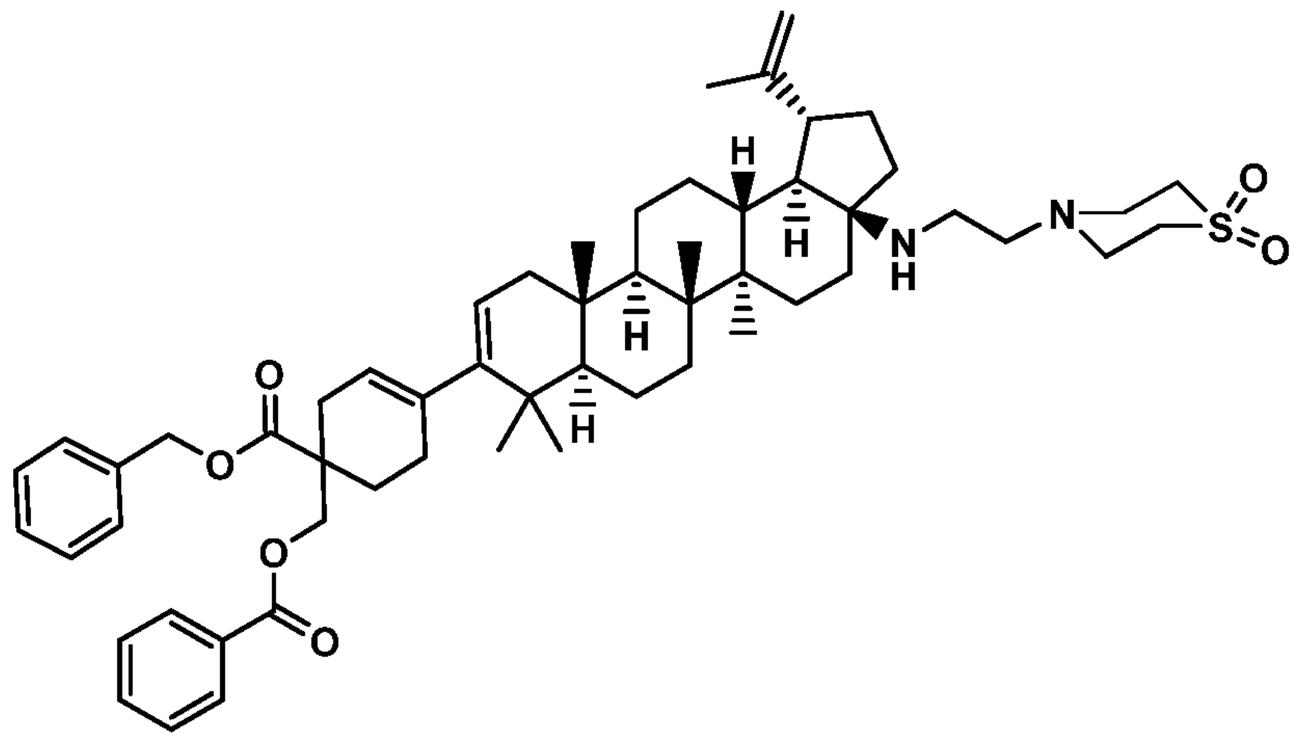

A suspension of (4-((1R,3aS,5aR,5bR,7aR,11aS,11bR,13aR,13bR)-3a-amino-5a,5b,8,8,11a-pentamethyl-1-(prop-1-en-2-yl)-2,3,3a,4,5,5a,5b,6,7,7a,8,11,11a,11b,12,13,13a,13b-octadecahydro-1H-cyclopenta[a]chrysen-9-yl)-1-((benzyloxy)carbonyl)cyclohex-3-en-1-yl)methyl benzoate (1.6 g, 2.11 mmol), 4-(2-chloroethyl)thiomorpholine 1,1-dioxide hydrochloride (1.5 g, 6.33 mmol), sodium iodide (0.35 g, 2.32 mmol) and K_3PO_4 (2.24 g, 10.55 mmol) in acetonitrile (20 mL) was flushed with N_2, sealed and heated at 100 °C for 15 h. The reaction mixture was diluted with EtOAc (100 mL), washed with water (100 mL), dried over Na_2SO_4, and concentrated *in vacuo*. The crude product was purified on silica gel column eluted with 25-60% EtOAc/hexane to give the desired product (1.3 g, 67 % yield). ^{1}H NMR (400MHz, CHLOROFORM-d) δ 7.92 (d, *J*=7.8 Hz, 2H), 7.58 - 7.51 (m, 1H), 7.43 - 7.36 (m, 2H), 7.31 (d, *J*=4.6 Hz, 2H), 7.25 (d, *J*=4.4 Hz, 3H), 5.35 (br. s., 1H), 5.22 - 5.12 (m, 3H), 4.71 (s, 1H), 4.60 (br. s., 1H), 4.45 (q, *J*=10.7 Hz, 2H), 3.15 - 2.99 (m, 8H), 2.78 - 2.42 (m, 6H), 2.23 - 0.81 (m, 27H), 1.69 (s, 3H), 1.07 - 0.79 (m, 15H). LC/MS: m/e 919.60 $(M+H)^+$, 3.27 min (LCMS Method 7).

Step 6. Preparation of benzyl 4-((1R,3aS,5aR,5bR,7aR,11aS,11bR,13aR,13bR)-3a-((2-(1,1-dioxidothiomorpholino)ethyl)amino)-5a,5b,8,8,11a-pentamethyl-1-(prop-1-en-2-yl)-2,3,3a,4,5,5a,5b,6,7,7a,8,11,11a,11b,12,13,13a,13b-octadecahydro-1H-cyclopenta[a]chrysen-9-yl)-1-(hydroxymethyl)cyclohex-3-ene-1-carboxylate.

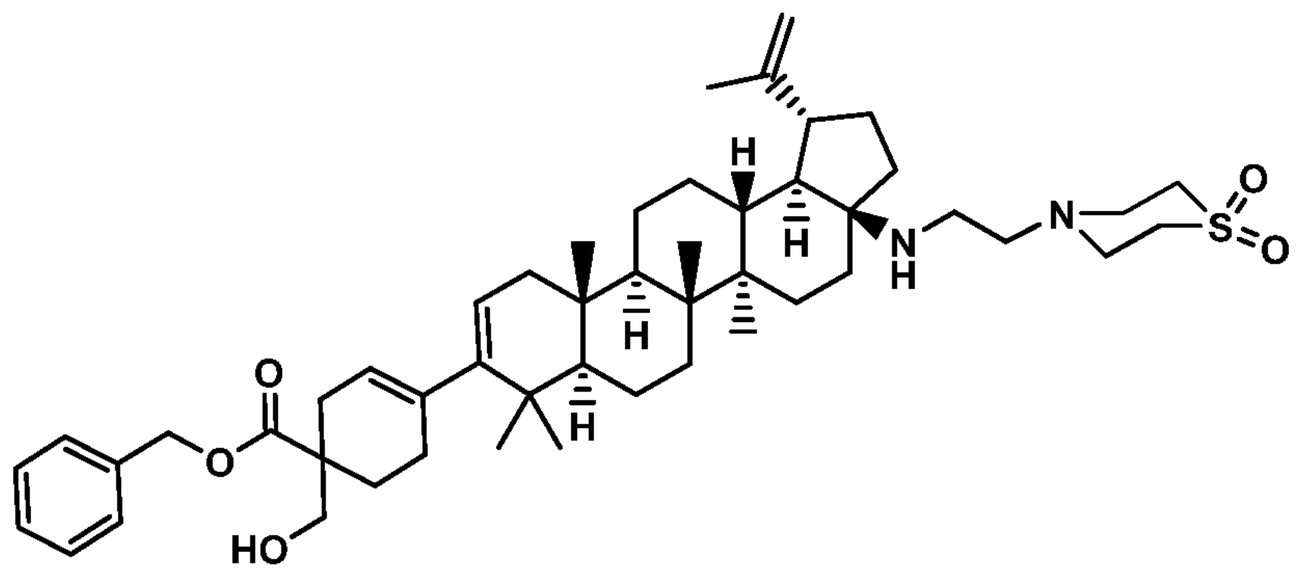

To a solution of (1-((benzyloxy)carbonyl)-4-((1R,3aS,5aR,5bR,7aR,11aS,11bR,13aR,13bR)-3a-((2-(1,1-dioxidothiomorpholino)ethyl)amino)-5a,5b,8,8,11a-pentamethyl-1-(prop-1-en-2-yl)-2,3,3a,4,5,5a,5b,6,7,7a,8,11,11a,11b,12,13,13a,13b-octadecahydro-1H-cyclopenta[a]chrysen-9-yl)cyclohex-3-en-1-yl)methyl benzoate (1.0 g, 1.09 mmol) in MeOH (15 mL) was added 1N NaOH (1.09 mL, 1.09 mmol). The mixture was stirred at RT for 12 h, neutralized with saturated aqueous citric acid and the solvent was removed *in vacuo*. The residue was dissolved in EtOAc, washed with brine, dried over Na_2SO_4, and concentrated *in vacuo* to give the desired product (56% yield with trace amount methyl ester by product) without further purification. LC/MS: m/e 815 $(M+H)^+$, 4.803 min (LCMS Method 7). For methyl ester: LC/MS: m/e 739.55 $(M+H)^+$, 4.615 min (LCMS Method 7).

Step 7. Preparation of benzyl 1-((aryloxy)methyl)-4-((1R,3aS,5aR,5bR,7aR,11aS,11bR,13aR,13bR)-3a-((2-(1,1-dioxidothiomorpholino)ethyl)amino)-5a,5b,8,8,11a-pentamethyl-1-(prop-1-en-2-yl)-2,3,3a,4,5,5a,5b,6,7,7a,8,11,11a,11b,12,13,13a,13b-octadecahydro-1H-cyclopenta[a]chrysen-9-yl)cyclohex-3-ene-1-carboxylate.

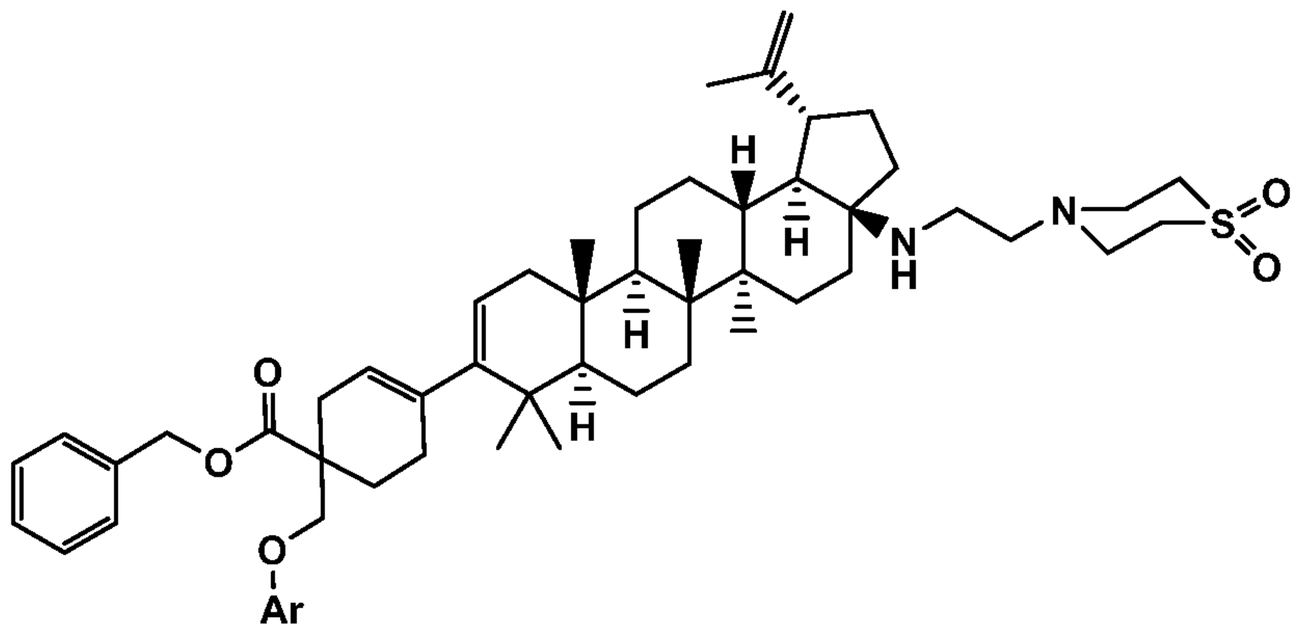

To a solution of benzyl 4-((1R,3aS,5aR,5bR,7aR,11aS,11bR,13aR,13bR)-3a-((2-(1,1-dioxidothiomorpholino)ethyl)amino)-5a,5b,8,8,11a-pentamethyl-1-(prop-1-en-2-yl)-2,3,3a,4,5,5a,5b,6,7,7a,8,11,11a,11b,12,13,13a,13b-octadecahydro-1H-cyclopenta[a]chrysen-9-yl)-1-(hydroxymethyl)cyclohex-3-ene-1-carboxylate (1 eq) in DMF at -78 °C was added KOtBu (2 eq). The resulted mixture was stirred for 20 minutes before the addition of Ar-X (2 eq). Then the reaction was warmed to RT and stirred overnight. The reaction mixture was diluted with EtOAc, washed with water, dried over Na_2SO_4, and concentrated *in vacuo* to give crude product which was either used in next step without further purification or purified by silica gel chromatography with ethyl acetate/hexanes as eluents.

Step 8. Preparation of tert-butyldimethylsilyl 1-((aryloxy)methyl)-4-((1R,3aS,5aR,5bR,7aR,11aS,11bR,13aR,13bR)-3a-((2-(1,1-dioxidothiomorpholino)ethyl)amino)-5a,5b,8,8,11a-pentamethyl-1-(prop-1-en-2-yl)-2,3,3a,4,5,5a,5b,6,7,7a,8,11,11a,11b,12,13,13a,13b-octadecahydro-1H-cyclopenta[a]chrysen-9-yl)cyclohex-3-ene-1-carboxylate.

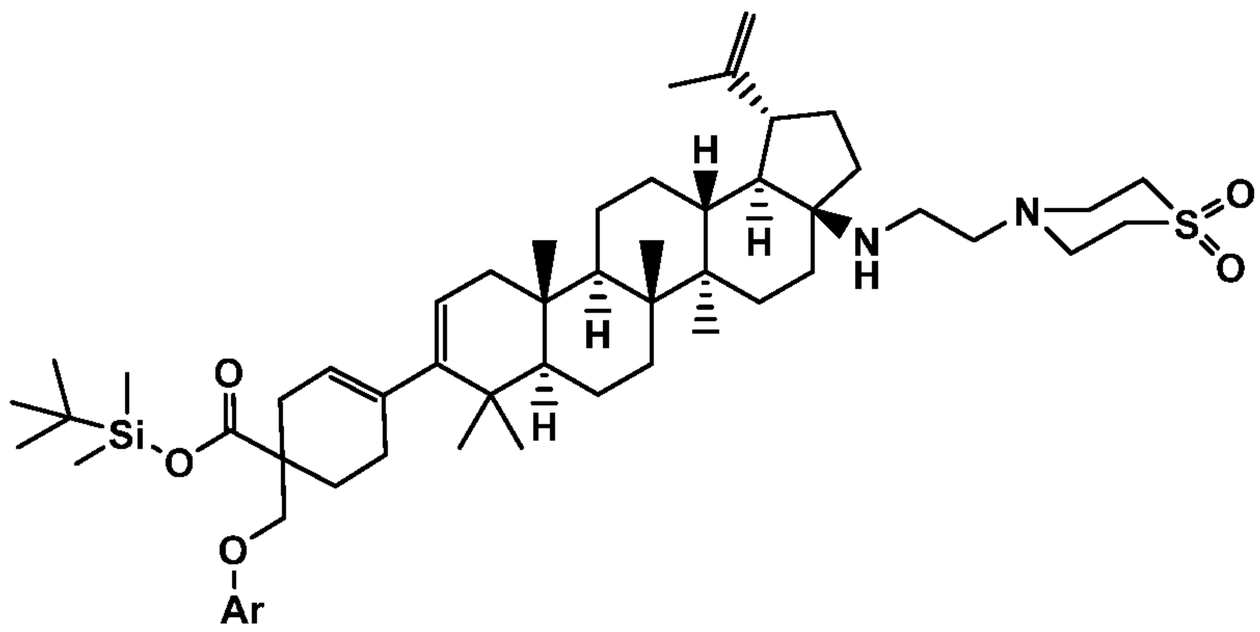

To a solution of the crude product (1 eq) from general procedure F, step 7 in DCE (3 mL) was added TEA (1.6 eq), t-Butyldimethylsilane (2.0 eq), and palladium acetate (0.25 eq). The mixture was flushed with N_2 for 5 minutes and then heated at 60 °C for 2-6 hours. The reaction mixture was cooled to room temperature and was filtered through a pad of celite and silica gel and washed with 50 % EtOAc in hexanes, then with dichloromethane. The filtrate was concentrated under reduced pressure and the crude product obtained was used in the next step without additional purification.

Step 9. Preparation of 1-((aryloxy)methyl)-4-((1R,3aS,5aR,5bR,7aR,11aS,11bR,13aR,13bR)-3a-((2-(1,1-dioxidothiomorpholino)ethyl)amino)-5a,5b,8,8,11a-pentamethyl-1-(prop-1-en-2-yl)-2,3,3a,4,5,5a,5b,6,7,7a,8,11,11a,11b,12,13,13a,13b-octadecahydro-1H-cyclopenta[a]chrysen-9-yl)cyclohex-3-ene-1-carboxylic acid.

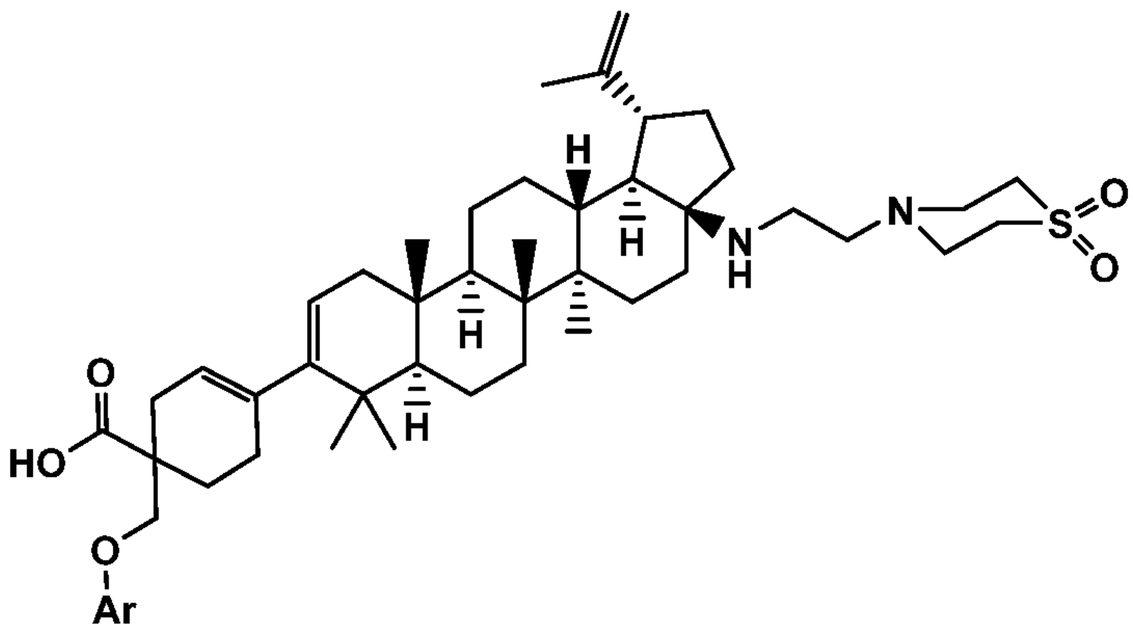

To a solution of the crude product (1 eq) from general procedure F, step 8 in THF (3 mL) was added a solution of TBAF (1.6 eq) in THF. The resulting mixture was stirred for 2 hours. The solution was purified by reverse phase preparative HPLC. Fractions containing the desired product were collected and dried to afford the desired 1-((aryloxy)methyl)-4-((1R,3aS,5aR,5bR,7aR,11aS,11bR,13aR,13bR)-3a-((2-(1,1-dioxidothiomorpholino)ethyl)amino)-5a,5b,8,8,11a-pentamethyl-1-(prop-1-en-2-yl)-2,3,3a,4,5,5a,5b,6,7,7a,8,11,11a,11b,12,13,13a,13b-octadecahydro-1H-cyclopenta[a]chrysen-9-yl)cyclohex-3-ene-1-carboxylic acid.

Example 37

Preparation of 1-(((4-cyanopyridin-2-yl)oxy)methyl)-4-((1R,3aS,5aR,5bR,7aR,11aS,11bR,13aR,13bR)-3a-((2-(1,1-dioxidothiomorpholino)ethyl)amino)-5a,5b,8,8,11a-pentamethyl-1-(prop-1-en-2-yl)-2,3,3a,4,5,5a,5b,6,7,7a,8,11,11a,11b,12,13,13a,13b-octadecahydro-1H-cyclopenta[a]chrysen-9-yl)cyclohex-3-ene-1-carboxylic acid.

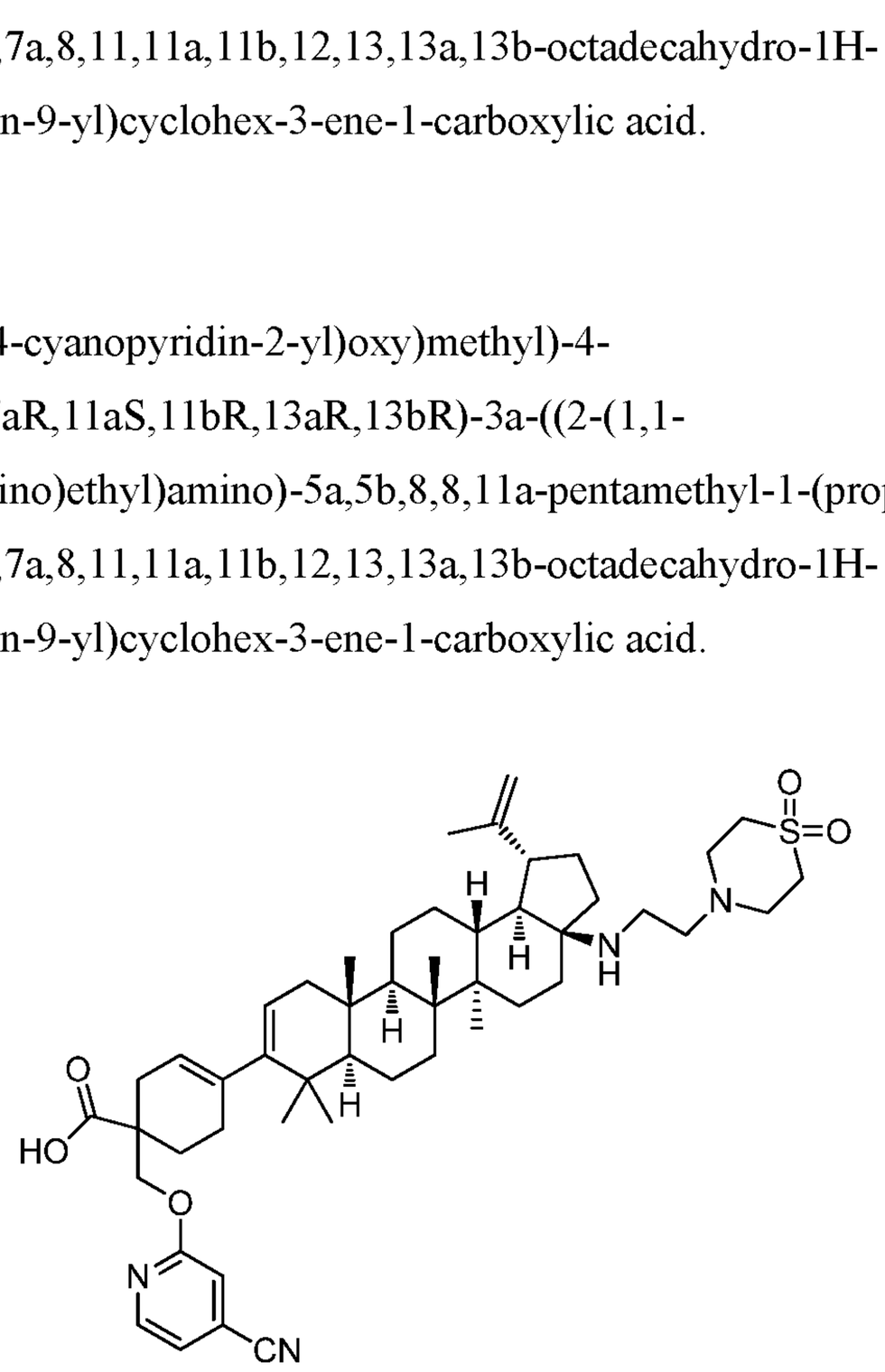

Step 1-6: General procedure F steps 1-6

Step 7. Preparation of benzyl 1-(((4-cyanopyridin-2-yl)oxy)methyl)-4-((1R,3aS,5aR,5bR,7aR,11aS,11bR,13aR,13bR)-3a-((2-(1,1-dioxidothiomorpholino)ethyl)amino)-5a,5b,8,8,11a-pentamethyl-1-(prop-1-en-2-yl)-2,3,3a,4,5,5a,5b,6,7,7a,8,11,11a,11b,12,13,13a,13b-octadecahydro-1H-cyclopenta[a]chrysen-9-yl)cyclohex-3-ene-1-carboxylate.

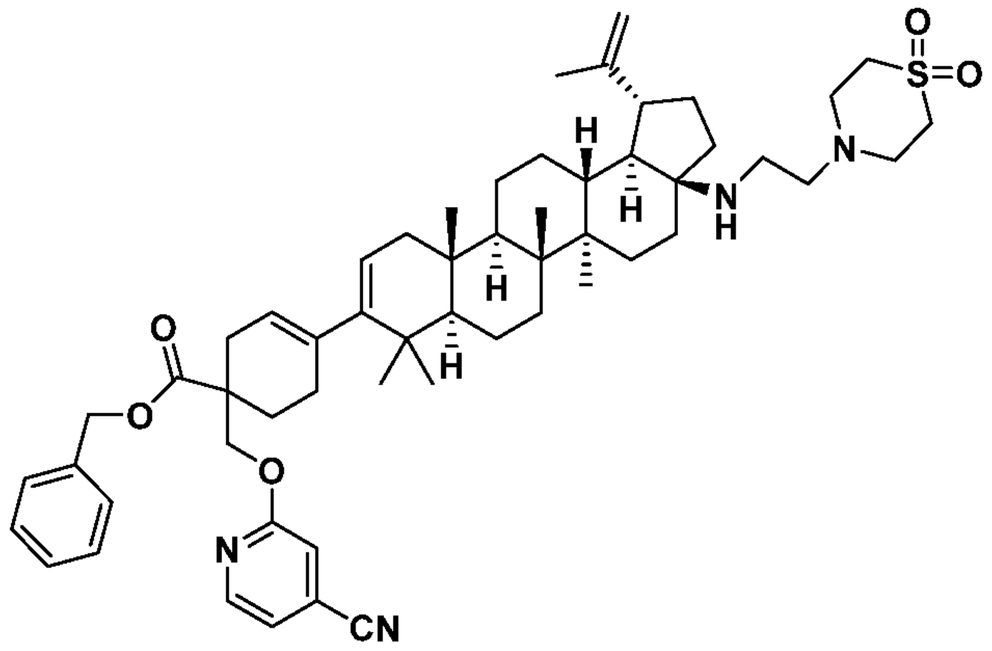

The title compound was prepared in 22% yield as a solid, following the procedure described in general procedure F, step 7, using 2-fluoroisonicotinonitrile as the reactant. LC/MS *m/z* M+1=917.65, 4.765 min (LCMS Method 7).

Step 8. Preparation of tert-butyldimethylsilyl 1-(((4-cyanopyridin-2-yl)oxy)methyl)-4-((1R,3aS,5aR,5bR,7aR,11aS,11bR,13aR,13bR)-3a-((2-(1,1-dioxidothiomorpholino)ethyl)amino)-5a,5b,8,8,11a-pentamethyl-1-(prop-1-en-2-yl)-2,3,3a,4,5,5a,5b,6,7,7a,8,11,11a,11b,12,13,13a,13b-octadecahydro-1H-cyclopenta[a]chrysen-9-yl)cyclohex-3-ene-1-carboxylate.

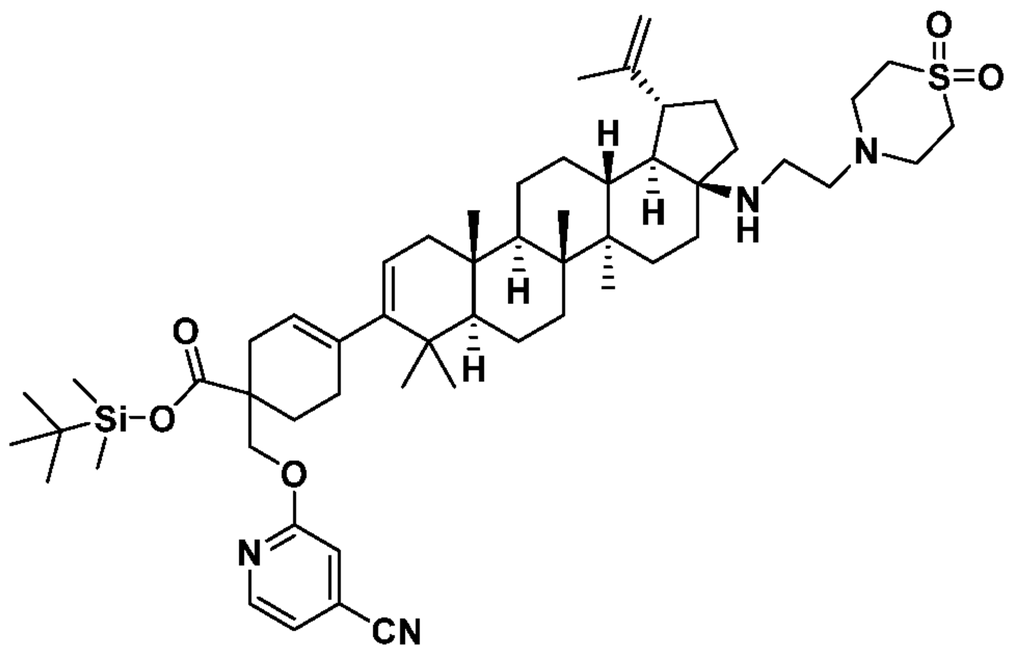

The title compound was prepared as a solid, following the procedure described in general procedure F, step 8, using benzyl 1-(((4-cyanopyridin-2-yl)oxy)methyl)-4-((1R,3aS,5aR,5bR,7aR,11aS,11bR,13aR,13bR)-3a-((2-(1,1-dioxidothiomorpholino)ethyl)amino)-5a,5b,8,8,11a-pentamethyl-1-(prop-1-en-2-yl)-

2,3,3a,4,5,5a,5b,6,7,7a,8,11,11a,11b,12,13,13a,13b-octadecahydro-1H-cyclopenta[a]chrysen-9-yl)cyclohex-3-ene-1-carboxylate as the reactant. LC/MS *m/z* M+1=941.75, 3.467 min (LCMS Method 7).

Step 9. 1-(((4-cyanopyridin-2-yl)oxy)methyl)-4-((1R,3aS,5aR,5bR,7aR,11aS,11bR,13aR,13bR)-3a-((2-(1,1-dioxidothiomorpholino)ethyl)amino)-5a,5b,8,8,11a-pentamethyl-1-(prop-1-en-2-yl)-2,3,3a,4,5,5a,5b,6,7,7a,8,11,11a,11b,12,13,13a,13b-octadecahydro-1H-cyclopenta[a]chrysen-9-yl)cyclohex-3-ene-1-carboxylic acid was prepared in 10.7% yield as a solid, following the procedure described in general procedure F, step 9, using tert-butyldimethylsilyl 1-(((4-cyanopyridin-2-yl)oxy)methyl)-4-((1R,3aS,5aR,5bR,7aR,11aS,11bR,13aR,13bR)-3a-((2-(1,1-dioxidothiomorpholino)ethyl)amino)-5a,5b,8,8,11a-pentamethyl-1-(prop-1-en-2-yl)-2,3,3a,4,5,5a,5b,6,7,7a,8,11,11a,11b,12,13,13a,13b-octadecahydro-1H-cyclopenta[a]chrysen-9-yl)cyclohex-3-ene-1-carboxylate as the reactant. LC/MS: m/e 827.60 $(M+H)^+$, 3.00 min (LCMS Method 7). ^{1}H NMR (400MHz, CHLOROFORM-d) δ 8.31 (d, *J*=5.0 Hz, 1H), 7.21 (dd, *J*=5.1, 1.1 Hz, 1H), 7.14 (s, 1H), 5.36 (br. s., 1H), 5.21 (d, *J*=4.8 Hz, 1H), 4.84 (s, 1H), 4.75 (s, 1H), 4.52 (dd, *J*=4.3, 10.3 Hz, 1H), 4.45 (dd, J=1.8, 10.3 Hz, 1H), 3.28 – 3.15 (m, 8H),3.14 – 3.06 (m, 4H), 2.98 – 2.87 (m, 1H), 2.76 (td, *J*=11.1, 5.4 Hz, 1H), 2.45 – 2.58 (m, 1H), 2.35 – 2.21 (d, *J*=8.5 Hz, 1H), 2.21 – 1.98 (m, 8H), 1.92 – 1.73 (m, 2H), 1.77 (s, 3H), 1.73 – 1.41 (m, 11H), 1.40 – 1.28 (m, 2H), 1.27 – 1.08 (m, 2H), 1.18 (s, 3H), 1.11 (s, 3H), 1.00 – 0.99 (m, 3H), 0.96 (s, 3H), 0.93 (s, 3H).

Example 38

Preparation of 1-(((5-cyanopyridin-2-yl)oxy)methyl)-4-((1R,3aS,5aR,5bR,7aR,11aS,11bR,13aR,13bR)-3a-((2-(1,1-dioxidothiomorpholino)ethyl)amino)-5a,5b,8,8,11a-pentamethyl-1-(prop-1-en-2-yl)-2,3,3a,4,5,5a,5b,6,7,7a,8,11,11a,11b,12,13,13a,13b-octadecahydro-1H-cyclopenta[a]chrysen-9-yl)cyclohex-3-ene-1-carboxylic acid.

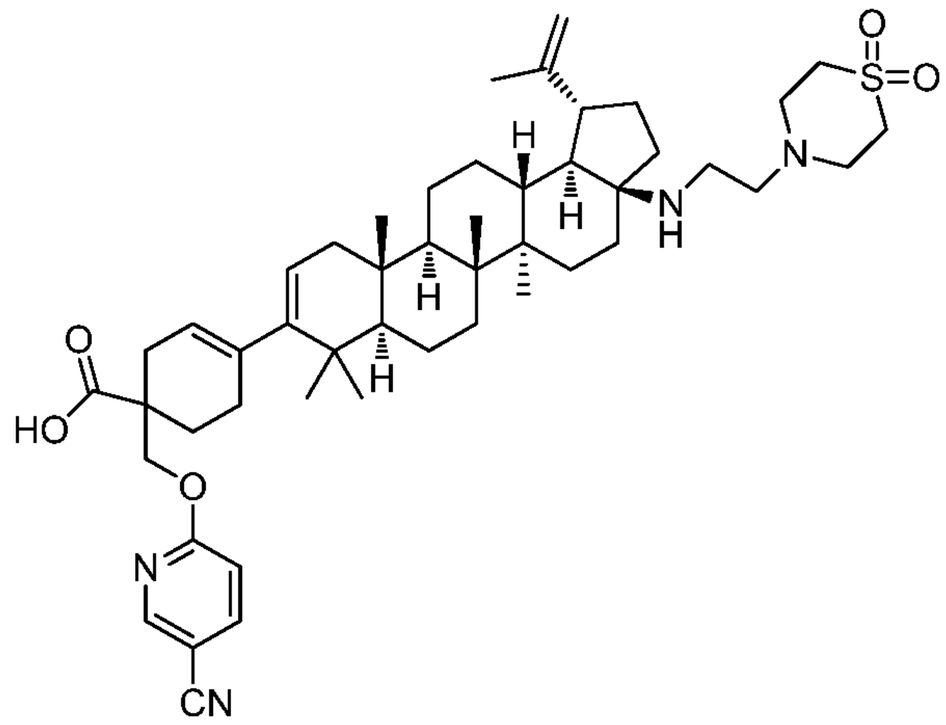

Step 1-6: General procedure F steps 1-6

Step 7. Preparation of benzyl 1-(((5-cyanopyridin-2-yl)oxy)methyl)-4-((1R,3aS,5aR,5bR,7aR,11aS,11bR,13aR,13bR)-3a-((2-(1,1-dioxidothiomorpholino)ethyl)amino)-5a,5b,8,8,11a-pentamethyl-1-(prop-1-en-2-yl)-2,3,3a,4,5,5a,5b,6,7,7a,8,11,11a,11b,12,13,13a,13b-octadecahydro-1H-cyclopenta[a]chrysen-9-yl)cyclohex-3-ene-1-carboxylate.

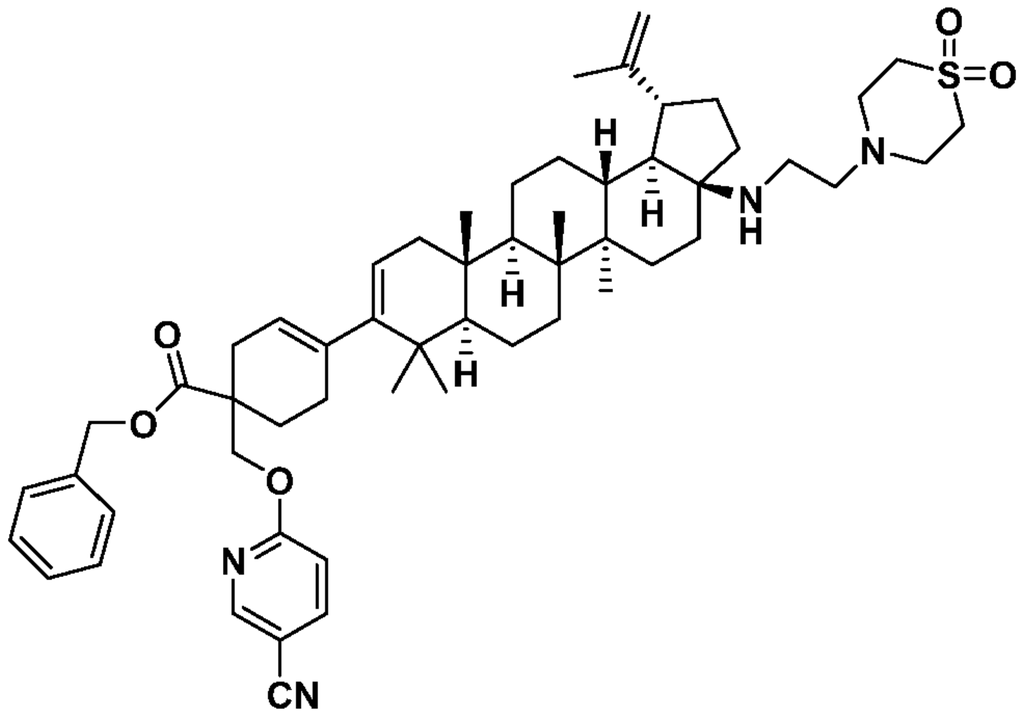

The title compound was prepared in 35.5% yield as a solid, following the procedure described in general procedure F, step 7, using 6-fluoronicotinonitrile as the reactant. LC/MS *m/z* M+1=917.65, 3.136 min (LCMS Method 7).

Step 8: Preparation of tert-butyldimethylsilyl 1-(((5-cyanopyridin-2-yl)oxy)methyl)-4-((1R,3aS,5aR,5bR,7aR,11aS,11bR,13aR,13bR)-3a-((2-(1,1-dioxidothiomorpholino)ethyl)amino)-5a,5b,8,8,11a-pentamethyl-1-(prop-1-en-2-yl)-2,3,3a,4,5,5a,5b,6,7,7a,8,11,11a,11b,12,13,13a,13b-octadecahydro-1H-cyclopenta[a]chrysen-9-yl)cyclohex-3-ene-1-carboxylate.

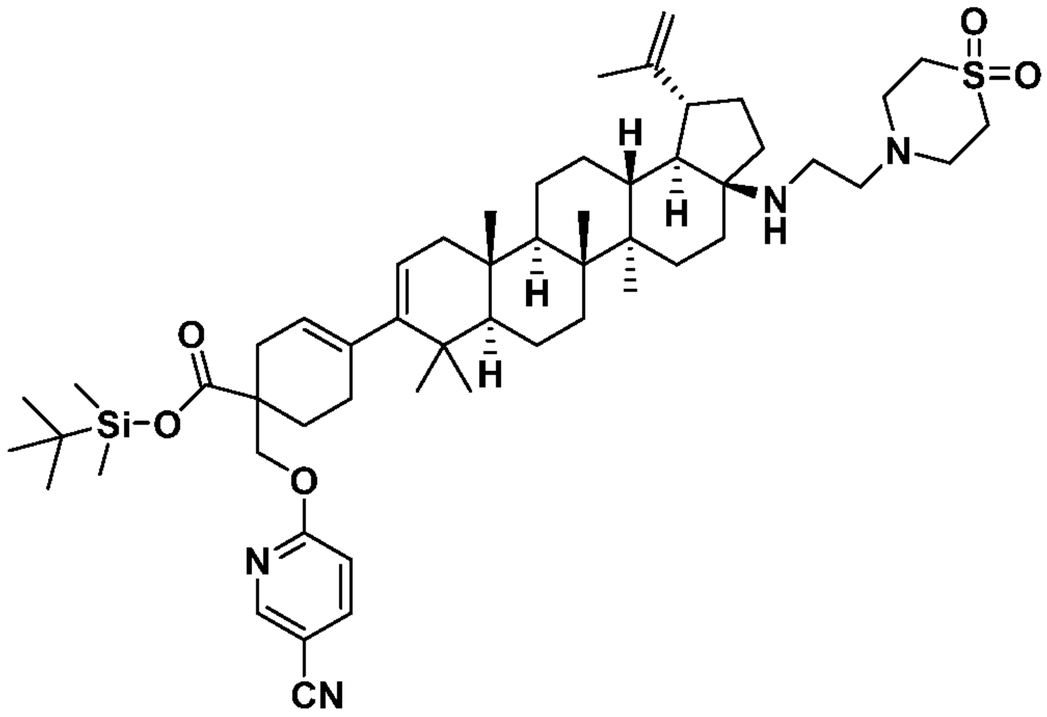

The title compound was prepared as a solid, following the procedure described in general procedure F, step 8, using benzyl 1-(((5-cyanopyridin-2-yl)oxy)methyl)-4-((1R,3aS,5aR,5bR,7aR,11aS,11bR,13aR,13bR)-3a-((2-(1,1-dioxidothiomorpholino)ethyl)amino)-5a,5b,8,8,11a-pentamethyl-1-(prop-1-en-2-yl)-2,3,3a,4,5,5a,5b,6,7,7a,8,11,11a,11b,12,13,13a,13b-octadecahydro-1H-cyclopenta[a]chrysen-9-yl)cyclohex-3-ene-1-carboxylate as the reactant. LC/MS *m/z* M+1=941.70, 3.311 min (LCMS Method 7).

Step 9. 1-(((5-cyanopyridin-2-yl)oxy)methyl)-4-((1R,3aS,5aR,5bR,7aR,11aS,11bR,13aR,13bR)-3a-((2-(1,1-dioxidothiomorpholino)ethyl)amino)-5a,5b,8,8,11a-pentamethyl-1-(prop-1-en-2-yl)-2,3,3a,4,5,5a,5b,6,7,7a,8,11,11a,11b,12,13,13a,13b-octadecahydro-1H-cyclopenta[a]chrysen-9-yl)cyclohex-3-ene-1-carboxylic acid was prepared in 10.5 % of yield as a solid, following the procedure described in general procedure F, step 9, using tert-butyldimethylsilyl 1-(((5-cyanopyridin-2-yl)oxy)methyl)-4-((1R,3aS,5aR,5bR,7aR,11aS,11bR,13aR,13bR)-3a-((2-(1,1-dioxidothiomorpholino)ethyl)amino)-5a,5b,8,8,11a-pentamethyl-1-(prop-1-en-2-yl)-

2,3,3a,4,5,5a,5b,6,7,7a,8,11,11a,11b,12,13,13a,13b-octadecahydro-1H-cyclopenta[a]chrysen-9-yl)cyclohex-3-ene-1-carboxylate as the reactant. LC/MS: m/e 827.55 $(M+H)^+$, 3.049 min (LCMS Method 7). ^1H NMR (400MHz, METHANOL-d_4) δ 8.52 (d, *J*=2.3 Hz, 1H), 7.96 (dd, *J*=8.8, 2.3 Hz, 1H), 6.92 (d, *J*=8.8 Hz, 1H), 5.35 (br. s., 1H), 5.21 (d, *J*=4.5 Hz, 1H), 4.84 (s, 1H), 4.75 (s, 1H), 4.56 (dd, *J*=2.8, 10.5 Hz, 1H), 4.49 (d, *J*=10.5 Hz, 1H), 3.28 - 3.15 (m, 8H), 3.14 – 3.06 (m, 3H), 2.93 (dt, *J*=14.2, 5.2 Hz, 1H), 2.81 - 2.71 (m, 1H), 2.67 - 2.57 (m, 1H), 2.35 - 2.21 (m, 1H), 2.21 - 1.97 (m, 10H), 1.92 - 1.72 (m, 5H), 1.77 (s, 3H), 1.72 - 1.39 (m, 11H), 1.39 - 1.20 (m, 1H), 1.20 - 1.07 (m, 1H), 1.18 (s, 3H), 1.11 (s, 3H), 1.02 – 0.98 (m, 1H), 0.96 (s, 3H), 0.93 (s, 3H).

Example 39

Preparation of 1-(((6-cyanopyridin-2-yl)oxy)methyl)-4-((1R,3aS,5aR,5bR,7aR,11aS,11bR,13aR,13bR)-3a-((2-(1,1-dioxidothiomorpholino)ethyl)amino)-5a,5b,8,8,11a-pentamethyl-1-(prop-1-en-2-yl)-2,3,3a,4,5,5a,5b,6,7,7a,8,11,11a,11b,12,13,13a,13b-octadecahydro-1H-cyclopenta[a]chrysen-9-yl)cyclohex-3-ene-1-carboxylic acid.

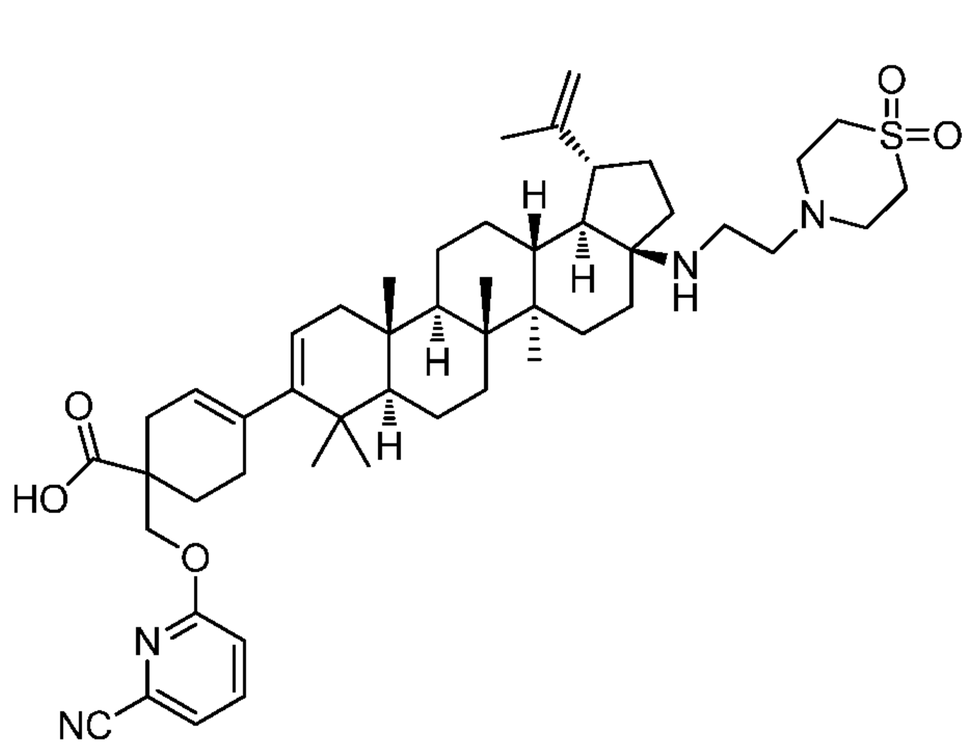

Step 1-6: General procedure F steps 1-6

Step 7. Preparation of benzyl 1-(((6-cyanopyridin-2-yl)oxy)methyl)-4-((1R,3aS,5aR,5bR,7aR,11aS,11bR,13aR,13bR)-3a-((2-(1,1-dioxidothiomorpholino)ethyl)amino)-5a,5b,8,8,11a-pentamethyl-1-(prop-1-en-2-yl)-

2,3,3a,4,5,5a,5b,6,7,7a,8,11,11a,11b,12,13,13a,13b-octadecahydro-1H-cyclopenta[a]chrysen-9-yl)cyclohex-3-ene-1-carboxylate.

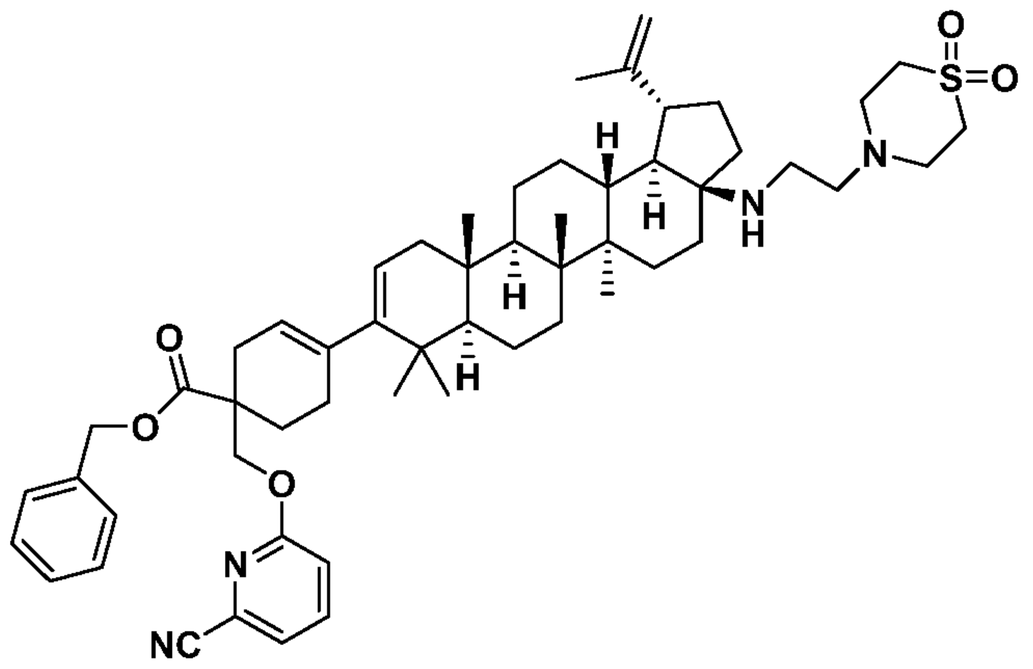

The title compound was prepared as a solid, following the procedure described in general procedure F, step 7, using 6-chloropicolinonitrile as the reactant. LC/MS *m/z* M+1=917.65, 3.083 min (LCMS Method 7).

Step 8. Preparation of tert-butyldimethylsilyl 1-(((6-cyanopyridin-2-yl)oxy)methyl)-4-((1R,3aS,5aR,5bR,7aR,11aS,11bR,13aR,13bR)-3a-((2-(1,1-dioxidothiomorpholino)ethyl)amino)-5a,5b,8,8,11a-pentamethyl-1-(prop-1-en-2-yl)-2,3,3a,4,5,5a,5b,6,7,7a,8,11,11a,11b,12,13,13a,13b-octadecahydro-1H-cyclopenta[a]chrysen-9-yl)cyclohex-3-ene-1-carboxylate.

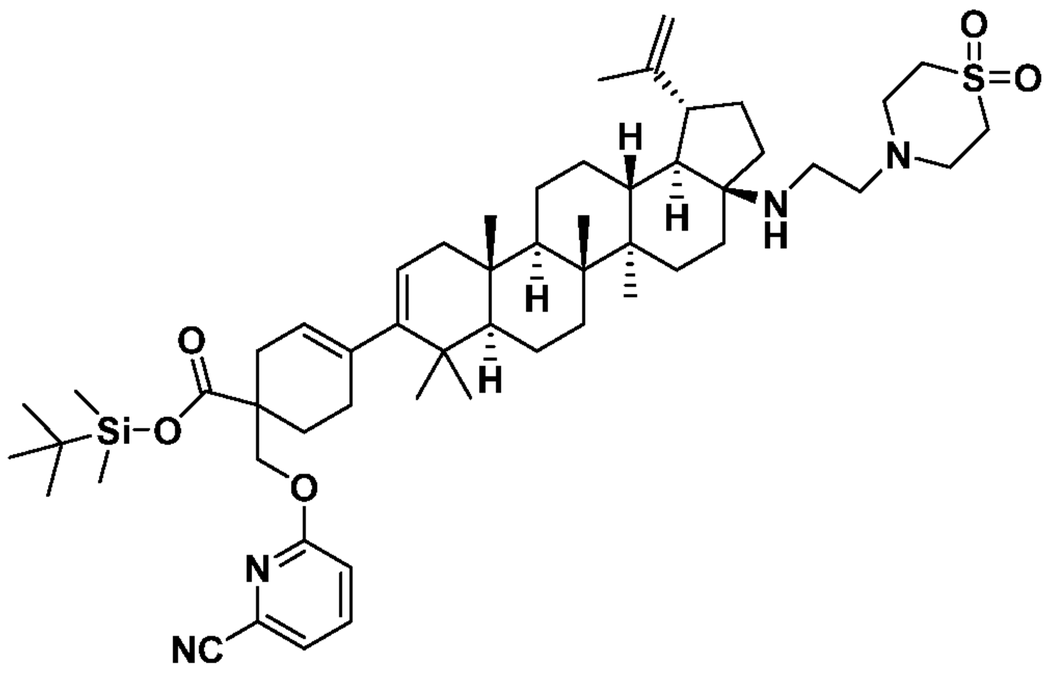

The title compound was prepared as a solid, following the procedure described in general procedure F, step 8, using benzyl 1-(((6-cyanopyridin-2-yl)oxy)methyl)-4-((1R,3aS,5aR,5bR,7aR,11aS,11bR,13aR,13bR)-3a-((2-(1,1-dioxidothiomorpholino)ethyl)amino)-5a,5b,8,8,11a-pentamethyl-1-(prop-1-en-2-yl)-2,3,3a,4,5,5a,5b,6,7,7a,8,11,11a,11b,12,13,13a,13b-octadecahydro-1H-cyclopenta[a]chrysen-9-yl)cyclohex-3-ene-1-carboxylate as the reactant. LC/MS *m/z* M+1=941.70, 3.516 min (LCMS Method 7).

Step 9. 1-(((6-cyanopyridin-2-yl)oxy)methyl)-4-((1R,3aS,5aR,5bR,7aR,11aS,11bR,13aR,13bR)-3a-((2-(1,1-dioxidothiomorpholino)ethyl)amino)-5a,5b,8,8,11a-pentamethyl-1-(prop-1-en-2-yl)-2,3,3a,4,5,5a,5b,6,7,7a,8,11,11a,11b,12,13,13a,13b-octadecahydro-1H-cyclopenta[a]chrysen-9-yl)cyclohex-3-ene-1-carboxylic acid was prepared in 17.6 % of yield as a solid, following the procedure described in general procedure F, step 9, using tert-butyldimethylsilyl 1-(((6-cyanopyridin-2-yl)oxy)methyl)-4-((1R,3aS,5aR,5bR,7aR,11aS,11bR,13aR,13bR)-3a-((2-(1,1-dioxidothiomorpholino)ethyl)amino)-5a,5b,8,8,11a-pentamethyl-1-(prop-1-en-2-yl)-2,3,3a,4,5,5a,5b,6,7,7a,8,11,11a,11b,12,13,13a,13b-octadecahydro-1H-cyclopenta[a]chrysen-9-yl)cyclohex-3-ene-1-carboxylate as the reactant. LC/MS: m/e 827.55 $(M+H)^+$, 3.003 min (LCMS Method 7). ^{1}H NMR (400MHz, METHANOL-d_4) δ 7.84 (dd, *J*=8.5, 7.3 Hz, 1H), 7.47 (d, *J*=7.3 Hz, 1H), 7.09 (d, *J*=8.5 Hz, 1H), 5.38 (br. s., 1H), 5.24 (d, *J*=6.0 Hz, 1H), 4.86 (s, 1H), 4.76 (s, 1H), 4.59 - 4.53 (m, 1H), 4.48 - 4.43 (m, 1H), 3.30 - 3.17 (m, 8H), 3.09 – 3.17 (m, 3H), 2.98 - 2.89 (m, 1H), 2.78 (td, *J*=10.9, 5.5 Hz, 1H), 2.65 (br. d, *J*=15.8 Hz, 1H), 2.37 - 2.00 (m, 9H), 1.94 - 1.74 (m, 5H), 1.79 (s, 3H), 1.74 - 1.44 (m, 11H), 1.44 - 1.29 (m, 2H), 1.26 - 1.10 (m, 2H), 1.20 (s, 3H), 1.13 (s, 3H), 1.03 – 1.02 (m, 3H), 1.00 - 0.99 (m, 3H), 0.95 (s, 3H).

Example 40

Preparation of 1-(((6-carbamoylpyridin-2-yl)oxy)methyl)-4-((1R,3aS,5aR,5bR,7aR,11aS,11bR,13aR,13bR)-3a-((2-(1,1-dioxidothiomorpholino)ethyl)amino)-5a,5b,8,8,11a-pentamethyl-1-(prop-1-en-2-yl)-2,3,3a,4,5,5a,5b,6,7,7a,8,11,11a,11b,12,13,13a,13b-octadecahydro-1H-cyclopenta[a]chrysen-9-yl)cyclohex-3-ene-1-carboxylic acid.

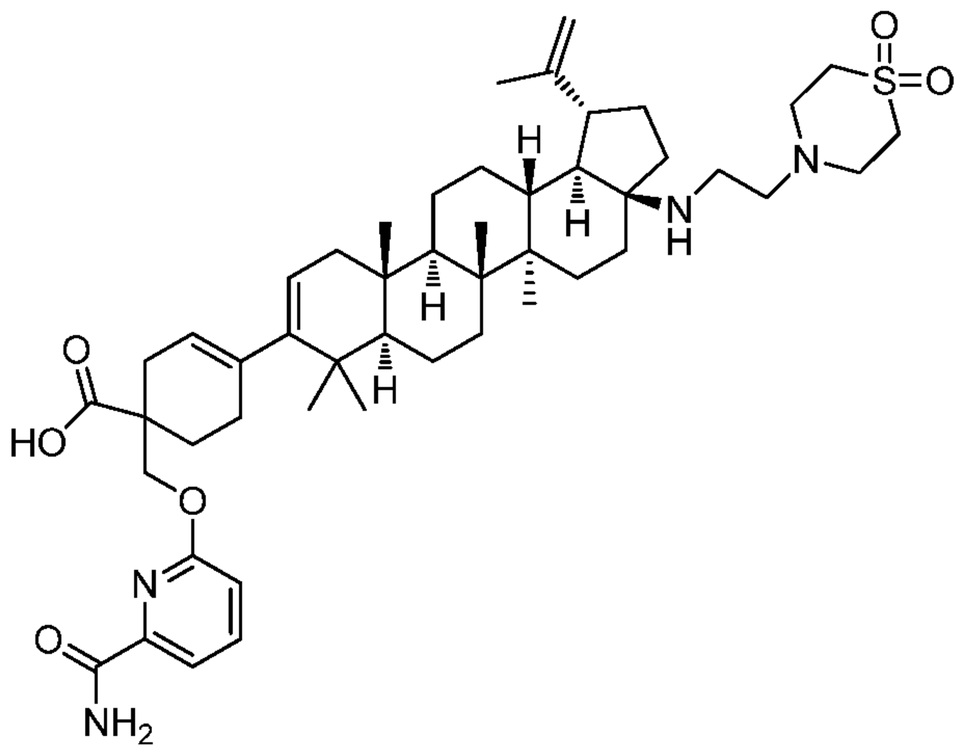

Step 1. Preparation of methyl 1-(((6-cyanopyridin-2-yl)oxy)methyl)-4-((1R,3aS,5aR,5bR,7aR,11aS,11bR,13aR,13bR)-3a-((2-(1,1-dioxidothiomorpholino)ethyl)amino)-5a,5b,8,8,11a-pentamethyl-1-(prop-1-en-2-yl)-2,3,3a,4,5,5a,5b,6,7,7a,8,11,11a,11b,12,13,13a,13b-octadecahydro-1H-cyclopenta[a]chrysen-9-yl)cyclohex-3-ene-1-carboxylate.

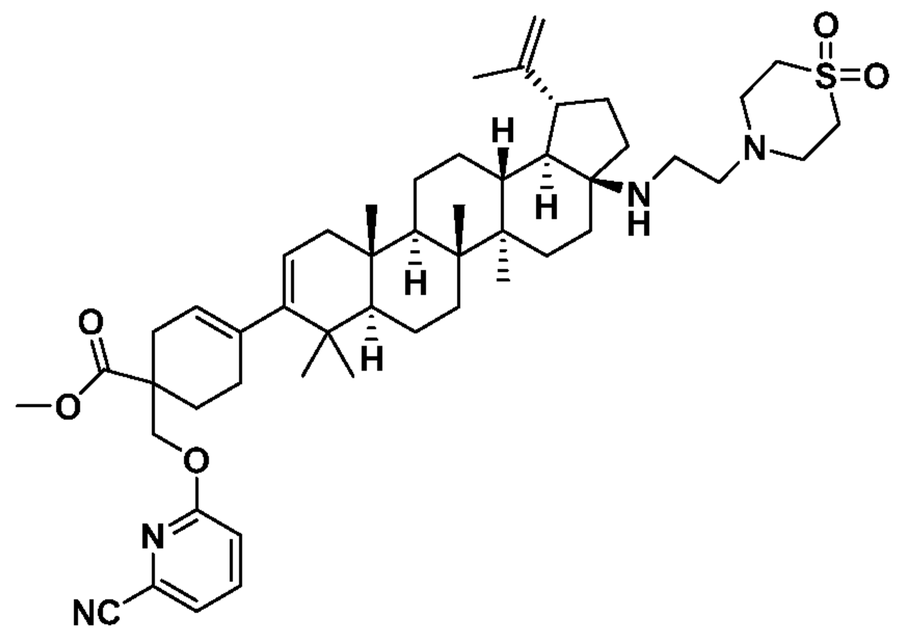

The title compound was prepared as a solid, following the procedure described in general procedure F, step 7, using 6-chloropicolinonitrile and methyl 4-((1R,3aS,5aR,5bR,7aR,11aS,11bR,13aR,13bR)-3a-((2-(1,1-dioxidothiomorpholino)ethyl)amino)-5a,5b,8,8,11a-pentamethyl-1-(prop-1-en-2-yl)-2,3,3a,4,5,5a,5b,6,7,7a,8,11,11a,11b,12,13,13a,13b-octadecahydro-1H-cyclopenta[a]chrysen-9-yl)-1-(hydroxymethyl)cyclohex-3-ene-1-carboxylate instead of

benzyl 4-((1R,3aS,5aR,5bR,7aR,11aS,11bR,13aR,13bR)-3a-((2-(1,1-dioxidothiomorpholino)ethyl)amino)-5a,5b,8,8,11a-pentamethyl-1-(prop-1-en-2-yl)-2,3,3a,4,5,5a,5b,6,7,7a,8,11,11a,11b,12,13,13a,13b-octadecahydro-1H-cyclopenta[a]chrysen-9-yl)-1-(hydroxymethyl)cyclohex-3-ene-1-carboxylateas the reactants. LC/MS *m/z* M+1=841.60, 3.164 min (LCMS Method 7).

Step 2. 1-(((6-carbamoylpyridin-2-yl)oxy)methyl)-4-((1R,3aS,5aR,5bR,7aR,11aS,11bR,13aR,13bR)-3a-((2-(1,1-dioxidothiomorpholino)ethyl)amino)-5a,5b,8,8,11a-pentamethyl-1-(prop-1-en-2-yl)-2,3,3a,4,5,5a,5b,6,7,7a,8,11,11a,11b,12,13,13a,13b-octadecahydro-1H-cyclopenta[a]chrysen-9-yl)cyclohex-3-ene-1-carboxylic acid was prepared in a yield of 19.9% as a solid, following the procedure described in general procedure E, step 4, using methyl 1-(((6-cyanopyridin-2-yl)oxy)methyl)-4-((1R,3aS,5aR,5bR,7aR,11aS,11bR,13aR,13bR)-3a-((2-(1,1-dioxidothiomorpholino)ethyl)amino)-5a,5b,8,8,11a-pentamethyl-1-(prop-1-en-2-yl)-2,3,3a,4,5,5a,5b,6,7,7a,8,11,11a,11b,12,13,13a,13b-octadecahydro-1H-cyclopenta[a]chrysen-9-yl)cyclohex-3-ene-1-carboxylate as the reactant. LC/MS: m/e 845.60 $(M+H)^+$, 2.931 min (LCMS Method 7). ^{1}H NMR (400MHz, METHANOL-d_4) δ 7.84 (dd, *J*=8.3, 7.3 Hz, 1H), 7.72 (dd, *J*=7.3, 0.8 Hz, 1H), 6.99 (d, *J*=7.8 Hz, 1H), 5.39 (br. s., 1H), 5.23 (d, *J*=4.3 Hz, 1H), 4.87 (s, 1H), 4.77 (s, 1H), 4.61 - 4.56 (m, 1H), 4.55 - 4.50 (m, 1H), 3.25 (d, *J*=8.8 Hz, 5H), 3.20 (br. s., 2H), 3.17 - 3.09 (m, 3H), 2.97 - 2.87 (m, 1H), 2.77 (d, *J*=5.3 Hz, 1H), 2.68 (d, *J*=13.6 Hz, 1H), 2.41 - 1.99 (m, 9H), 1.94 - 1.68 (m, 6H), 1.79 (s, 3H), 1.68 - 1.44 (m, 9H), 1.43 - 1.30 (m, 3H), 1.29 - 1.11 (m, 2H), 1.19 (s, 3H), 1.13 (s, 3H), 1.01 (s, 3H), 0.98 (s, 3H), 0.95 (s, 3H).

Preparation of 4-(methylsulfonyl)cyclohexanone.

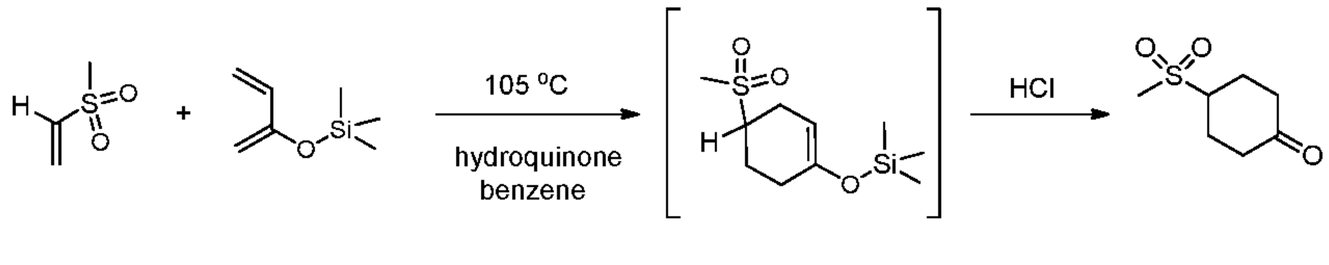

To a solution of (methylsulfonyl)ethene (10.0 g, 94 mmol) in benzene (50 mL) was added (buta-1,3-dien-2-yloxy)trimethylsilane (14.07 g, 99 mmol) and hydroquinone (20

mg, 0.182 mmol). The mixture was degassed several times at -78 °C prior to heating. The contents were sealed and heated at 105 °C for 48 hours. The reaction was analyzed by NMR in $CDCl_3$ that showed about 10% of the vinyl sulfone residue. Additional (buta-1,3-dien-2-yloxy)trimethylsilane (4 mL) was added and heating resumed for another 48 hours. NMR analysis again at 72 hrs time point showed further reduction of the amount of vinyl sulfone (~3%). The sample from the NMR tube was combined the reaction mixture and evaporated to a thick gum under vacuum at room temperature (~19 °C). The mixture was rediluted with acetone (250 mL) resulting in the formation of a clear solution. The mixture was chilled in an ice bath until cold. 4 mL of 0.25 N HCl (pre-chilled in the same ice-bath) was added resulting in the formation a cloudy mixture, which became clear after 15 minutes of stirring at 0 °C, and then returned to a cloudy state in another 10 minutes, it remained turbid for the rest of stirring period. A 50 µL aliquot was removed, flash dried into a film, and was analyzed by NMR in $CDCl_3$. NMR showed ~7% of vinyl sulfone relative to the desired product. The acetone solution was filtered through a short bed of silica gel type-H after a total reaction time of about one hour, and was then washed with more acetone. The filtrate was concentrated on the rotovapor at 19 °C bath temperature. The crude product was sub-divided into two parts, 7.75 gm each, for purification. The product was purified by column chromatography on silica gel (30% ethyl acetate → 100% ethyl acetate in hexanes; two 330 g columns) to afford 4-(methylsulfonyl)cyclohexanone (16.7 g, 100% yield) as a white solid: ^{1}H NMR (400MHz, CHLOROFORM-d) δ 3.29 (tt, *J*=11.0, 3.9 Hz, 1H), 2.94 (s, 3H), 2.73 - 2.62 (m, 2H), 2.58 - 2.37 (m, 4H), 2.15 (qd, *J*=11.9, 4.5 Hz, 2H).

Preparation of 2-(*cis*-1-hydroxy-4-(methylsulfonyl)cyclohexyl)acetaldehyde and 2-(*trans*-1-hydroxy-4-(methylsulfonyl)cyclohexyl)acetaldehyde.

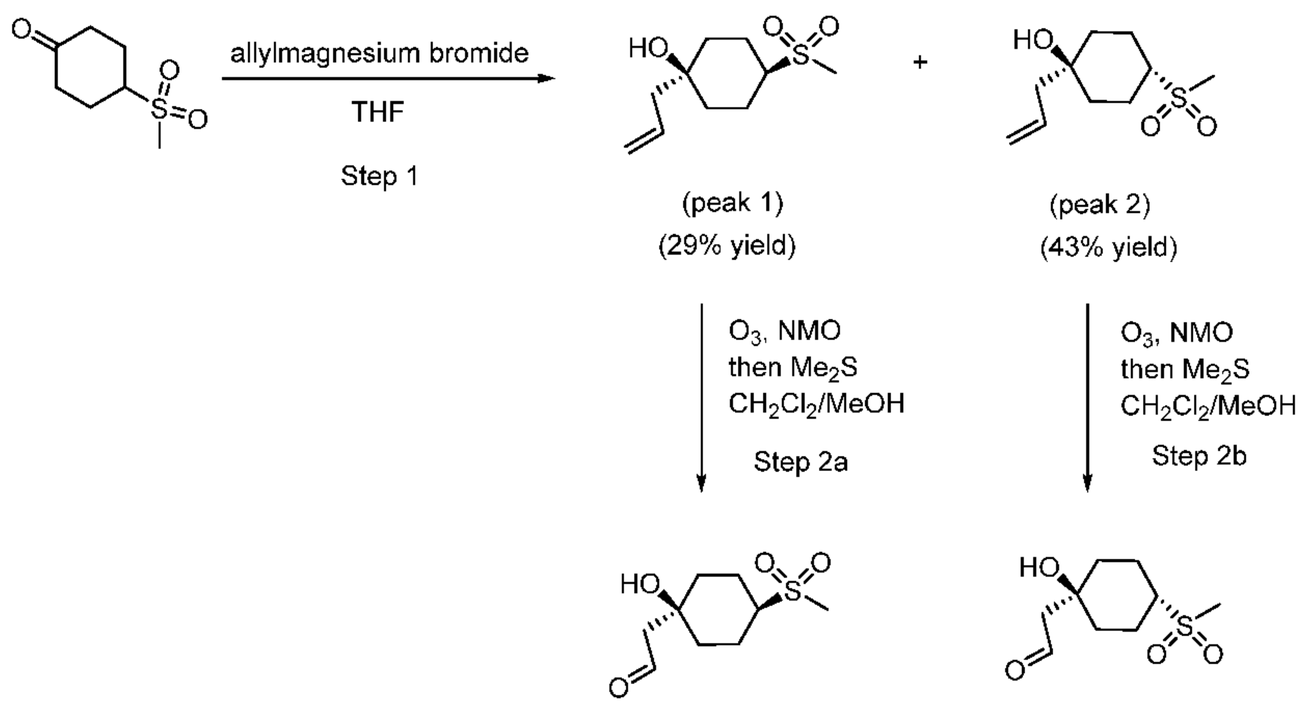

Step 1. Preparation of (*cis*)-1-allyl-4-(methylsulfonyl)cyclohexanol and (*trans*)-1-allyl-4-(methylsulfonyl)cyclohexanol.



To a solution of 4-(methylsulfonyl)cyclohexanone (1.03 g, 5.84 mmol) in THF (40 mL) at 0 °C was added via cannula allylmagnesium bromide (7.60 mL, 7.60 mmol). The reaction mixture was stirred at 0 °C for 30 min. The reaction was quenched by the addition of saturated NH_4Cl solution (25 mL). The mixture was transferred to a separatory funnel and the aqueous layer was extracted with ethyl acetate (5 x 50 mL). The combined organic layers were washed with brine (20 mL), dried over $MgSO_4$, filtered, and concentrated. The product was purified by column chromatography on silica gel (70% ethyl acetate with 1% methanol/30% hexanes → 100% ethyl acetate with 1% methanol; 40 g column) to afford (*cis*)-1-allyl-4-(methylsulfonyl)cyclohexanol (374 mg, 1.713 mmol, 29% yield) as a white solid and (*trans*)-1-allyl-4-(methylsulfonyl)cyclohexanol (551 mg, 2.52 mmol, 43% yield) as a colorless oil.

(*cis*)-1-allyl-4-(methylsulfonyl)cyclohexanol:

^1H NMR (400MHz, $CDCl_3$) δ 5.96 - 5.79 (m, 1H), 5.26 - 5.21 (m, 1H), 5.18 (ddt, *J*=17.1, 2.1, 1.2 Hz, 1H), 2.85 (s, 3H), 2.80 (tt, *J*=12.5, 3.6 Hz, 1H), 2.25 (d, *J*=7.5 Hz, 2H), 2.15 -

2.07 (m, 2H), 1.97 (qd, *J*=13.0, 3.8 Hz, 2H), 1.88 - 1.81 (m, 2H), 1.52 - 1.42 (m, 2H); ^{13}C NMR (100MHz, $CDCl_3$) δ 132.50, 120.02, 69.06, 62.26, 47.86, 36.85, 35.67, 21.13.

The structure of (*cis*)-1-allyl-4-(methylsulfonyl)cyclohexanol was confirmed by X-ray crystallography.

(*trans*)-1-allyl-4-(methylsulfonyl)cyclohexanol:

^{1}H NMR (400MHz, $CDCl_3$) δ 5.88 (ddt, *J*=17.2, 10.1, 7.4 Hz, 1H), 5.28 - 5.16 (m, 2H), 2.98 - 2.91 (m, 1H), 2.90 (s, 3H), 2.35 (d, *J*=7.5 Hz, 2H), 2.23 - 2.14 (m, 2H), 2.02 - 1.93 (m, 2H), 1.90 - 1.78 (m, 2H), 1.57 - 1.46 (m, 2H); ^{13}C NMR (100MHz, $CDCl_3$) δ 132.62, 120.19, 69.20, 62.41, 48.00, 36.98, 35.83, 21.29.

Step 2a. Preparation of 2-((*cis*)-1-hydroxy-4-(methylsulfonyl)cyclohexyl)acetaldehyde.

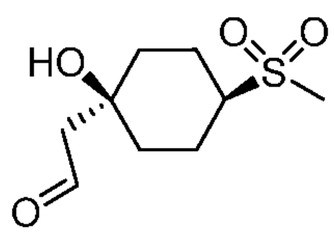

(*trans*)-1-Allyl-4-(methylsulfonyl)cyclohexanol (3.4 g, 15.57 mmol) was dissolved in CH_2Cl_2 (160 mL) and MeOH (32.0 mL) in a 500 mL round bottom flask. *N*-Methylmorpholine-*N*-oxide (NMO) (2.189 g, 18.69 mmol) was added and the mixture was cooled to -78 °C [Schwartz, C., Raible, J., Mott, K., Dussault, P. H. *Org. Lett.* 2006, *8*, 3199 – 3201]. Ozone was bubbled through the reaction mixture until the solution was saturated with ozone (turned into a blue color) and several minutes thereafter (total time 25 min). Nitrogen was then bubbled through the reaction mixture until the disappearance of the blue color. Dimethyl sulfide (11.52 mL, 156 mmol) was then added and the reaction mixture was stirred at 0 °C for 16 h. The mixture was concentrated under vacuum. The product was purified by column chromatography on silica gel (50% ethyl acetate with 1% methanol/50% hexanes → 95% ethyl acetate with 1% methanol/5% hexanes; 330 g column) to afford 2-((1s,4s)-1-hydroxy-4-(methylsulfonyl)cyclohexyl)acetaldehyde (3.31 g, 15.03 mmol, 96% yield) as a white solid: ^{1}H NMR (400MHz, CHLOROFORM-d) δ 9.87 (t, *J*=1.1 Hz, 1H), 2.85 (s, 3H),

2.82 - 2.76 (m, 1H), 2.67 (d, *J*=1.3 Hz, 2H), 2.13 - 1.98 (m, 6H), 1.50 - 1.38 (m, 2H); ^{13}C NMR (101MHz, CHLOROFORM-d) δ 202.5, 68.9, 61.9, 54.9, 36.8, 35.9, 20.8.

Step 2b. Preparation of 2-((*trans*)-1-hydroxy-4-(methylsulfonyl)cyclohexyl)acetaldehyde.

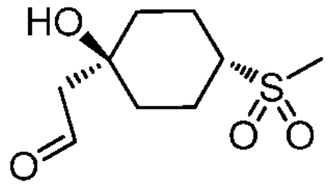

(1r,4r)-1-Allyl-4-(methylsulfonyl)cyclohexanol (2 g, 9.16 mmol) was dissolved in CH_2Cl_2 (80 mL) and MeOH (16.00 mL) in a 500 mL round bottom flask. *N*-Methylmorpholine-*N*-oxide (NMO) (1.288 g, 10.99 mmol) was added and the mixture was cooled to -78 °C [Schwartz, C., Raible, J., Mott, K., Dussault, P. H. *Org. Lett*. 2006, *8*, 3199 – 3201]. Ozone (excess) was bubbled through the reaction mixture until the solution was saturated with ozone (turned into a blue color) and several minutes thereafter (total time 25 min). Nitrogen was then bubbled through the reaction mixture until the disappearance of the blue color. Dimethyl sulfide (6.78 mL, 92 mmol) was then added and the reaction mixture was stirred at 0 °C for 16 h. The mixture was concentrated under vacuum. The product was purified by column chromatography on silica gel (70% ethyl acetate with 5% methanol/30% hexanes → 100% ethyl acetate with 5% methanol; 220 g column) to afford 2-((1r,4r)-1-hydroxy-4-(methylsulfonyl)cyclohexyl)acetaldehyde (1.58 g, 7.17 mmol, 78% yield) as a white solid: ^{1}H NMR (400MHz, CHLOROFORM-d) δ 9.82 (t, *J*=1.8 Hz, 1H), 2.99 - 2.88 (m, 1H), 2.85 (s, 3H), 2.67 (d, *J*=1.8 Hz, 2H), 2.20 - 2.10 (m, 2H), 2.06 - 1.98 (m, 2H), 1.74 (dtd, *J*=14.0, 10.6, 3.5 Hz, 2H), 1.61 - 1.50 (m, 2H); ^{13}C NMR (101MHz, CHLOROFORM-d) δ 202.4, 70.0, 59.3, 50.3, 38.2, 34.9, 21.1.

Example A1. Preparation of 4-((1R,3aS,5aR,5bR,7aR,11aS,11bR,13aR,13bR)-3a-((2-((1s,4R)-1-hydroxy-4-(methylsulfonyl)cyclohexyl)ethyl)amino)-5a,5b,8,8,11a-pentamethyl-1-(prop-1-en-2-yl)-2,3,3a,4,5,5a,5b,6,7,7a,8,11,11a,11b,12,13,13a,13b-octadecahydro-1H-cyclopenta[a]chrysen-9-yl)-1-((pyridin-2-yloxy)methyl)cyclohex-3-enecarboxylic acid.

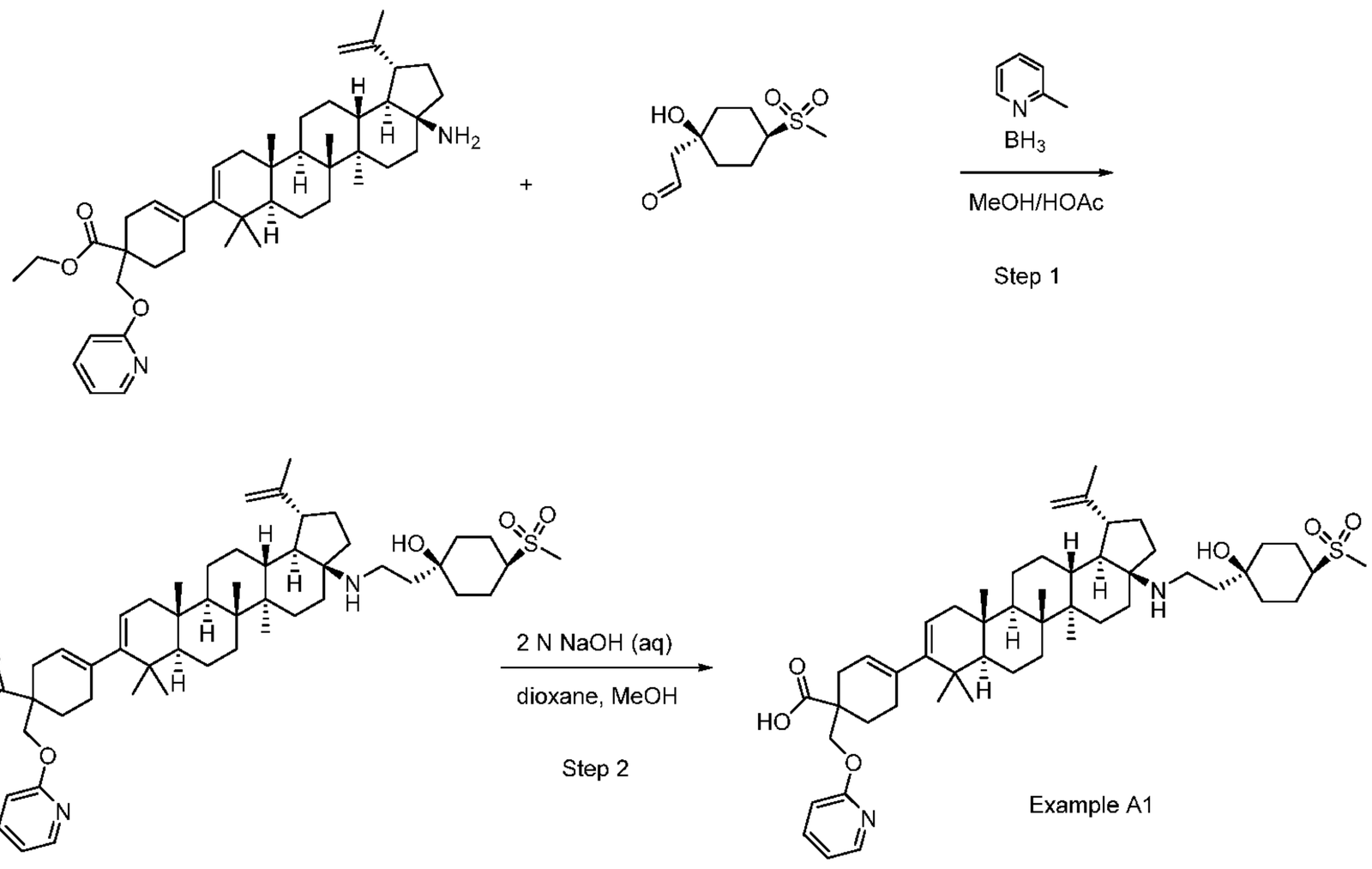

Step 1. Preparation of ethyl 4-((1R,3aS,5aR,5bR,7aR,11aS,11bR,13aR,13bR)-3a-((2-((1s,4R)-1-hydroxy-4-(methylsulfonyl)cyclohexyl)ethyl)amino)-5a,5b,8,8,11a-pentamethyl-1-(prop-1-en-2-yl)-2,3,3a,4,5,5a,5b,6,7,7a,8,11,11a,11b,12,13,13a,13b-octadecahydro-1H-cyclopenta[a]chrysen-9-yl)-1-((pyridin-2-yloxy)methyl)cyclohex-3-enecarboxylate.

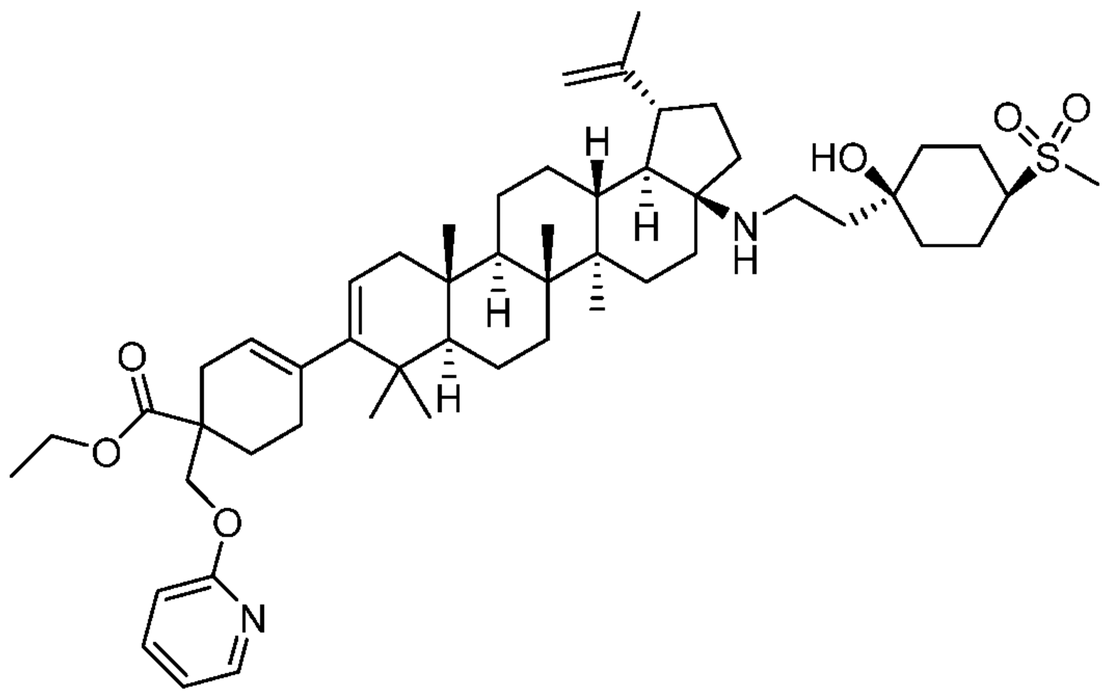

A mixture of ethyl 4-((1R,3aS,5aR,5bR,7aR,11aS,11bR,13aR,13bR)-3a-amino-5a,5b,8,8,11a-pentamethyl-1-(prop-1-en-2-yl)-2,3,3a,4,5,5a,5b,6,7,7a,8,11,11a,11b,12,13,13a,13b-octadecahydro-1H-

cyclopenta[a]chrysen-9-yl)-1-((pyridin-2-yloxy)methyl)cyclohex-3-enecarboxylate (65 mg, 0.097 mmol), 2-((1s,4s)-1-hydroxy-4-(methylsulfonyl)cyclohexyl)acetaldehyde (47.1 mg, 0.214 mmol), and borane-2-picoline complex (22.86 mg, 0.214 mmol) in MeOH (1 mL) and acetic acid (0.2 mL) was stirred at room temperature for 16 h. The mixture was transferred to a separatory funnel containing saturated aqueous sodium bicarbonate solution (10 mL) and saturated aqueous sodium carbonate solution (2 mL). The aqueous layer was extracted with dichloromethane (4 x 20 mL). The combined organic layers were washed with brine (10 mL), dried over $MgSO_4$, filtered, and concentrated. The product was purified by column chromatography on silica gel (10% 9:1 acetone:methanol/90% hexanes → 65% 9:1 acetone:methanol/35% hexanes; 24 g column, λ = 220 nm) to afford ethyl 4-((1R,3aS,5aR,5bR,7aR,11aS,11bR,13aR,13bR)-3a-((2-((1s,4R)-1-hydroxy-4-(methylsulfonyl)cyclohexyl)ethyl)amino)-5a,5b,8,8,11a-pentamethyl-1-(prop-1-en-2-yl)-2,3,3a,4,5,5a,5b,6,7,7a,8,11,11a,11b,12,13,13a,13b-octadecahydro-1H-cyclopenta[a]chrysen-9-yl)-1-((pyridin-2-yloxy)methyl)cyclohex-3-enecarboxylate (69 mg, 81% yield) as a colorless solid: ^{1}H NMR (500MHz, CHLOROFORM-d) δ 8.15 (dd, *J*=5.0, 1.8 Hz, 1H), 7.56 (ddd, *J*=8.5, 6.9, 2.0 Hz, 1H), 6.87 (td, *J*=6.1, 0.7 Hz, 1H), 6.73 (d, *J*=8.4 Hz, 1H), 5.37 (br. s., 1H), 5.20 (d, *J*=6.1 Hz, 1H), 4.75 (d, *J*=1.5 Hz, 1H), 4.62 (s, 1H), 4.50 - 4.44 (m, 1H), 4.43 - 4.37 (m, 1H), 4.21 - 4.10 (m, 2H), 2.85 (s, 3H), 2.84 - 2.67 (m, 4H), 2.55 (td, J=10.8, 5.5 Hz, 1H), 2.22 - 0.88 (m, 43H), 1.70 (s, 3H), 1.21 (t, J=7.1 Hz, 3H), 1.06 (s, 3H), 0.98 (s, 3H), 0.87 (s, 3H); LC/MS m/e 873.7 [$(M+H)^+$, calcd for $C_{53}H_{81}N_2O_6S$ 873.6], t_R = 4.67 min (LCMS Method 14).

Step 2. A solution of ethyl 4-((1R,3aS,5aR,5bR,7aR,11aS,11bR,13aR,13bR)-3a-((2-((1s,4R)-1-hydroxy-4-(methylsulfonyl)cyclohexyl)ethyl)amino)-5a,5b,8,8,11a-pentamethyl-1-(prop-1-en-2-yl)-2,3,3a,4,5,5a,5b,6,7,7a,8,11,11a,11b,12,13,13a,13b-octadecahydro-1H-cyclopenta[a]chrysen-9-yl)-1-((pyridin-2-yloxy)methyl)cyclohex-3-enecarboxylate (65 mg, 0.074 mmol) in dioxane (1 mL) and MeOH (0.5 mL) was treated with sodium hydroxide (0.372 mL, 0.744 mmol, 2M aq). The reaction mixture was heated at 50 °C for 3 h and then at 60 °C for 6 h. The mixture was cooled to room temperature, and was partially neutralized by the addition of 2 N HCl (200 uL). The mixture was filtered through a syringe filter, and was purified by reverse phase HPLC (Preparative HPLC Method 1). The product (61.7 mg) contained an impurity (ca. 6%). The product

was repurified by reverse phase HPLC (Preparative HPLC Method 2). The organic solvent was evaporated on the rotovapor and the aqueous mixture was lyophilized to afford 4-((1R,3aS,5aR,5bR,7aR,11aS,11bR,13aR,13bR)-3a-((2-((1s,4R)-1-hydroxy-4-(methylsulfonyl)cyclohexyl)ethyl)amino)-5a,5b,8,8,11a-pentamethyl-1-(prop-1-en-2-yl)-2,3,3a,4,5,5a,5b,6,7,7a,8,11,11a,11b,12,13,13a,13b-octadecahydro-1H-cyclopenta[a]chrysen-9-yl)-1-((pyridin-2-yloxy)methyl)cyclohex-3-enecarboxylic acid, TFA (48.4 mg, 67% yield) as a white amorphous solid: ^{1}H NMR (500MHz, Acetic Acid-d_4) δ 8.29 (dd, *J*=5.3, 1.7 Hz, 1H), 7.90 - 7.82 (m, 1H), 7.13 - 7.08 (m, 1H), 6.99 (d, *J*=8.4 Hz, 1H), 5.41 (br. s., 1H), 5.26 (d, *J*=5.8 Hz, 1H), 4.83 (s, 1H), 4.73 (s, 1H), 4.56 - 4.50 (m, 1H), 4.49 - 4.44 (m, 1H), 3.48 - 3.34 (m, 2H), 3.09 - 2.99 (m, 1H), 2.96 (s, 3H), 2.89 - 2.79 (m, 1H), 2.72 (d, *J*=16.0 Hz, 1H), 2.32 - 1.32 (m, 35H), 1.75 (s, 3H), 1.17 (s, 3H), 1.13 (d, *J*=7.5 Hz, 2H), 1.09 (s, 3H), 1.02 (d, *J*=3.7 Hz, 3H), 0.99 (d, *J*=3.7 Hz, 3H), 0.95 (s, 3H); LC/MS m/e 845.6 [$(M+H)^+$, calcd for $C_{51}H_{77}N_2O_6S$ 845.6], t_R = 4.36 min (LCMS Method 14); HPLC (Analytical HPLC Method 1): t_R = 18.86 min; HPLC (Analytical HPLC Method 2): t_R = 20.24 min.

Example A2. Preparation of 4-((1R,3aS,5aR,5bR,7aR,11aS,11bR,13aR,13bR)-3a-((2-((1r,4S)-1-hydroxy-4-(methylsulfonyl)cyclohexyl)ethyl)amino)-5a,5b,8,8,11a-pentamethyl-1-(prop-1-en-2-yl)-2,3,3a,4,5,5a,5b,6,7,7a,8,11,11a,11b,12,13,13a,13b-octadecahydro-1H-cyclopenta[a]chrysen-9-yl)-1-((pyridin-2-yloxy)methyl)cyclohex-3-enecarboxylic acid.

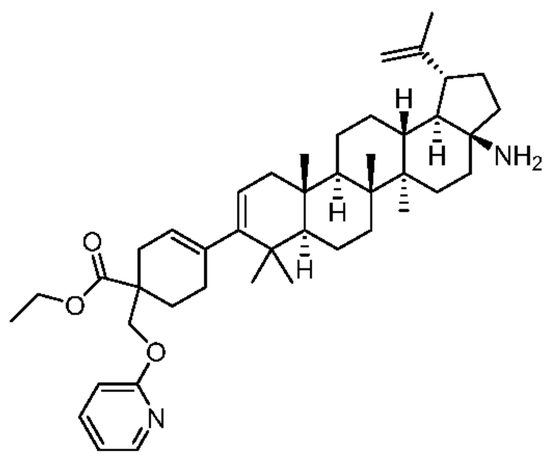

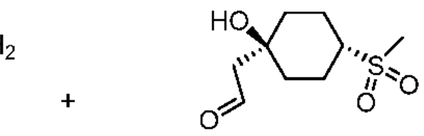

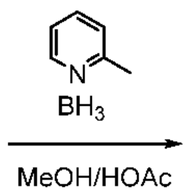

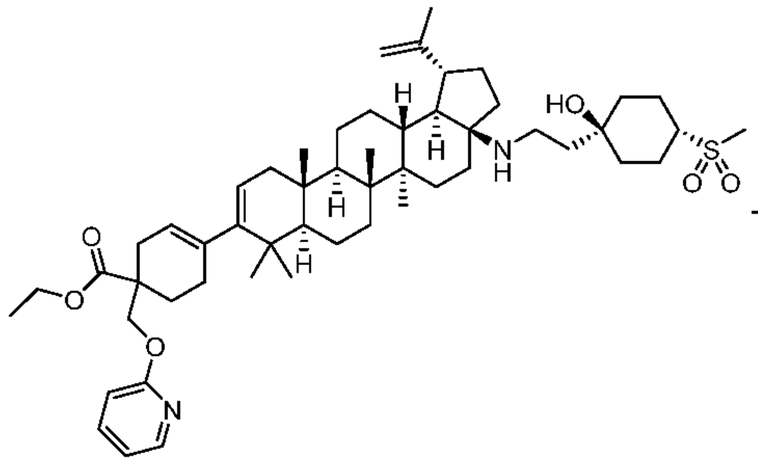

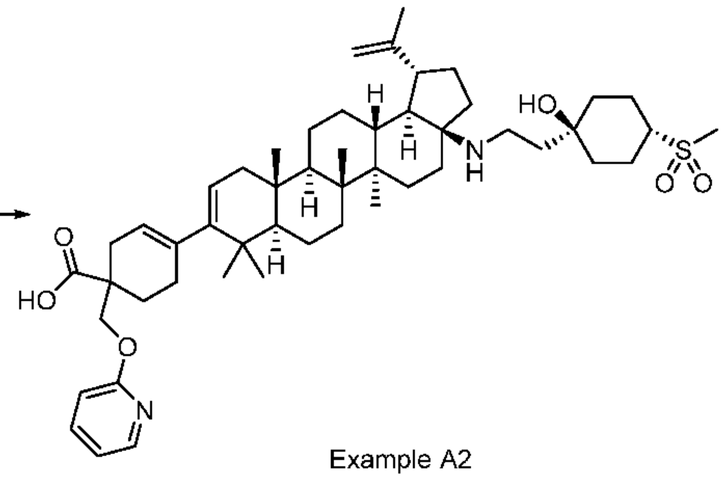

Example A2

Step 1. Preparation of ethyl 4-((1R,3aS,5aR,5bR,7aR,11aS,11bR,13aR,13bR)-3a-((2-((1r,4S)-1-hydroxy-4-(methylsulfonyl)cyclohexyl)ethyl)amino)-5a,5b,8,8,11a-pentamethyl-1-(prop-1-en-2-yl)-2,3,3a,4,5,5a,5b,6,7,7a,8,11,11a,11b,12,13,13a,13b-octadecahydro-1H-cyclopenta[a]chrysen-9-yl)-1-((pyridin-2-yloxy)methyl)cyclohex-3-enecarboxylate.

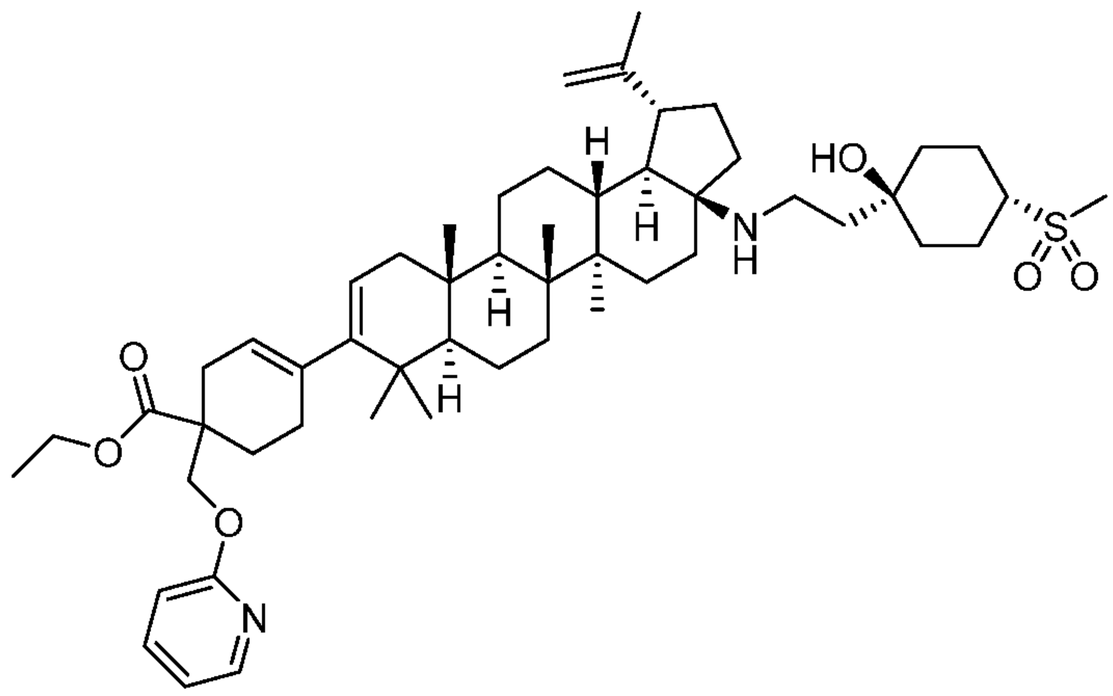

A mixture of ethyl 4-((1R,3aS,5aR,5bR,7aR,11aS,11bR,13aR,13bR)-3a-amino-5a,5b,8,8,11a-pentamethyl-1-(prop-1-en-2-yl)-2,3,3a,4,5,5a,5b,6,7,7a,8,11,11a,11b,12,13,13a,13b-octadecahydro-1H-cyclopenta[a]chrysen-9-yl)-1-((pyridin-2-yloxy)methyl)cyclohex-3-enecarboxylate (65

mg, 0.097 mmol), 2-((1r,4r)-1-hydroxy-4-(methylsulfonyl)cyclohexyl)acetaldehyde (47.1 mg, 0.214 mmol), and borane-2-picoline complex (22.86 mg, 0.214 mmol) in MeOH (1 mL) and acetic acid (0.2 mL) was stirred at room temperature for 16 h. The reaction was not complete. Additional 2-((1r,4r)-1-hydroxy-4-(methylsulfonyl)cyclohexyl)acetaldehyde (21 mg, 0.097 mmol, 1 eq) was then added and 1 h later borane-2-picoline complex (10 mg, 0.097 mmol, 1 eq) was added to the reaction mixture and the mixture was stirred at room temperature for 3 h. The mixture was transferred to a separatory funnel containing saturated aqueous sodium bicarbonate solution (10 mL) and saturated aqueous sodium carbonate solution (2 mL). The aqueous layer was extracted with dichloromethane (4 x 20 mL). The combined organic layers were washed with brine (10 mL), dried over $MgSO_4$, filtered, and concentrated. The product was purified by column chromatography on silica gel (10% 9:1 acetone:methanol/90% hexanes → 65% 9:1 acetone:methanol/35% hexanes; 24 g column, $\lambda = 220$ nm) to afford ethyl 4-((1R,3aS,5aR,5bR,7aR,11aS,11bR,13aR,13bR)-3a-((2-((1r,4S)-1-hydroxy-4-(methylsulfonyl)cyclohexyl)ethyl)amino)-5a,5b,8,8,11a-pentamethyl-1-(prop-1-en-2-yl)-2,3,3a,4,5,5a,5b,6,7,7a,8,11,11a,11b,12,13,13a,13b-octadecahydro-1H-cyclopenta[a]chrysen-9-yl)-1-((pyridin-2-yloxy)methyl)cyclohex-3-enecarboxylate (42.4 mg, 50% yield) as a colorless foam: ^{1}H NMR (500MHz, CHLOROFORM-d) δ 8.14 (dd, *J*=5.0, 1.8 Hz, 1H), 7.61 - 7.54 (m, 1H), 6.87 (ddd, *J*=7.0, 5.1, 0.8 Hz, 1H), 6.73 (d, *J*=8.4 Hz, 1H), 5.36 (br. s., 1H), 5.20 (d, *J*=6.0 Hz, 1H), 4.72 (d, *J*=1.4 Hz, 1H), 4.60 (s, 1H), 4.51 - 4.44 (m, 1H), 4.43 - 4.36 (m, 1H), 4.21 - 4.10 (m, 2H), 2.99 - 2.91 (m, 1H), 2.89 (s, 3H), 2.83 - 2.76 (m, *J*=12.1 Hz, 1H), 2.72 - 2.62 (m, 2H), 2.59 - 2.51 (m, 1H), 2.21 - 0.88 (m, 43H), 1.69 (s, 3H), 1.21 (t, J=7.1 Hz, 3H), 1.06 (s, 3H), 0.98 (s, 3H), 0.87 (s, 3H); LC/MS m/e 873.7 [$(M+H)^+$, calcd for $C_{53}H_{81}N_2O_6S$ 873.6], t_R = 4.62 min (LCMS Method 14).

Step 2. A solution of ethyl 4-((1R,3aS,5aR,5bR,7aR,11aS,11bR,13aR,13bR)-3a-((2-((1r,4S)-1-hydroxy-4-(methylsulfonyl)cyclohexyl)ethyl)amino)-5a,5b,8,8,11a-pentamethyl-1-(prop-1-en-2-yl)-2,3,3a,4,5,5a,5b,6,7,7a,8,11,11a,11b,12,13,13a,13b-octadecahydro-1H-cyclopenta[a]chrysen-9-yl)-1-((pyridin-2-yloxy)methyl)cyclohex-3-enecarboxylate (42 mg, 0.048 mmol) in dioxane (1 mL) and MeOH (0.5 mL) was treated with sodium hydroxide (0.361 mL, 0.721 mmol, 2 M aq). The reaction mixture was

heated at 60 °C for 24 h. Additional sodium hydroxide (0.120 mL, 0.240 mmol, 5 eq, 2 M aq) was added and the reaction mixture was heated at 70 °C for 8 h. The reaction was complete. The mixture was cooled to room temperature, and was partially neutralized by the addition of 2 N HCl (400 uL). The mixture was filtered through a syringe filter, and was purified by reverse phase HPLC (Preparative HPLC Method 3). The organic solvent was evaporated on the rotovapor and the aqueous mixture was lyophilized to afford 4-((1R,3aS,5aR,5bR,7aR,11aS,11bR,13aR,13bR)-3a-((2-((1r,4S)-1-hydroxy-4-(methylsulfonyl)cyclohexyl)ethyl)amino)-5a,5b,8,8,11a-pentamethyl-1-(prop-1-en-2-yl)-2,3,3a,4,5,5a,5b,6,7,7a,8,11,11a,11b,12,13,13a,13b-octadecahydro-1H-cyclopenta[a]chrysen-9-yl)-1-((pyridin-2-yloxy)methyl)cyclohex-3-enecarboxylic acid, TFA (31.3 mg, 67% yield) as a white amorphous solid. ^{1}H NMR (500MHz, Acetic Acid-d_4) δ 8.30 - 8.25 (m, 1H), 7.85 - 7.78 (m, 1H), 7.10 - 7.04 (m, 1H), 6.95 (dd, *J*=8.5, 0.6 Hz, 1H), 5.41 (br. s., 1H), 5.26 (d, *J*=6.0 Hz, 1H), 4.83 (s, 1H), 4.72 (s, 1H), 4.55 - 4.49 (m, 1H), 4.48 - 4.43 (m, 1H), 3.46 - 3.37 (m, 1H), 3.36 - 3.28 (m, 1H), 3.18 - 3.10 (m, 1H), 2.98 (s, 3H), 2.91 - 2.81 (m, 1H), 2.71 (d, *J*=16.3 Hz, 1H), 2.32 - 1.32 (m, 35H), 1.75 (s, 3H), 1.16 - 1.12 (m, 2H), 1.14 (s, 3H), 1.09 (s, 3H), 1.02 (d, *J*=3.7 Hz, 3H), 0.99 (d, *J*=3.2 Hz, 3H), 0.94 (s, 3H); LC/MS m/e 845.6 [$(M+H)^+$, calcd for $C_{51}H_{77}N_2O_6S$ 845.6], t_R = 4.33 min (LCMS Method 14); HPLC (Analytical HPLC Method 1): t_R = 18.86 min; HPLC (Analytical HPLC Method 2): t_R = 20.48 min.

Example A3. Preparation of (S)-1-(((3-cyanopyridin-2-yl)oxy)methyl)-4-((1R,3aS,5aR,5bR,7aR,11aS,11bR,13aR,13bR)-3a-((2-((1s,4R)-1-hydroxy-4-(methylsulfonyl)cyclohexyl)ethyl)amino)-5a,5b,8,8,11a-pentamethyl-1-(prop-1-en-2-yl)-2,3,3a,4,5,5a,5b,6,7,7a,8,11,11a,11b,12,13,13a,13b-octadecahydro-1H-cyclopenta[a]chrysen-9-yl)cyclohex-3-enecarboxylic acid.

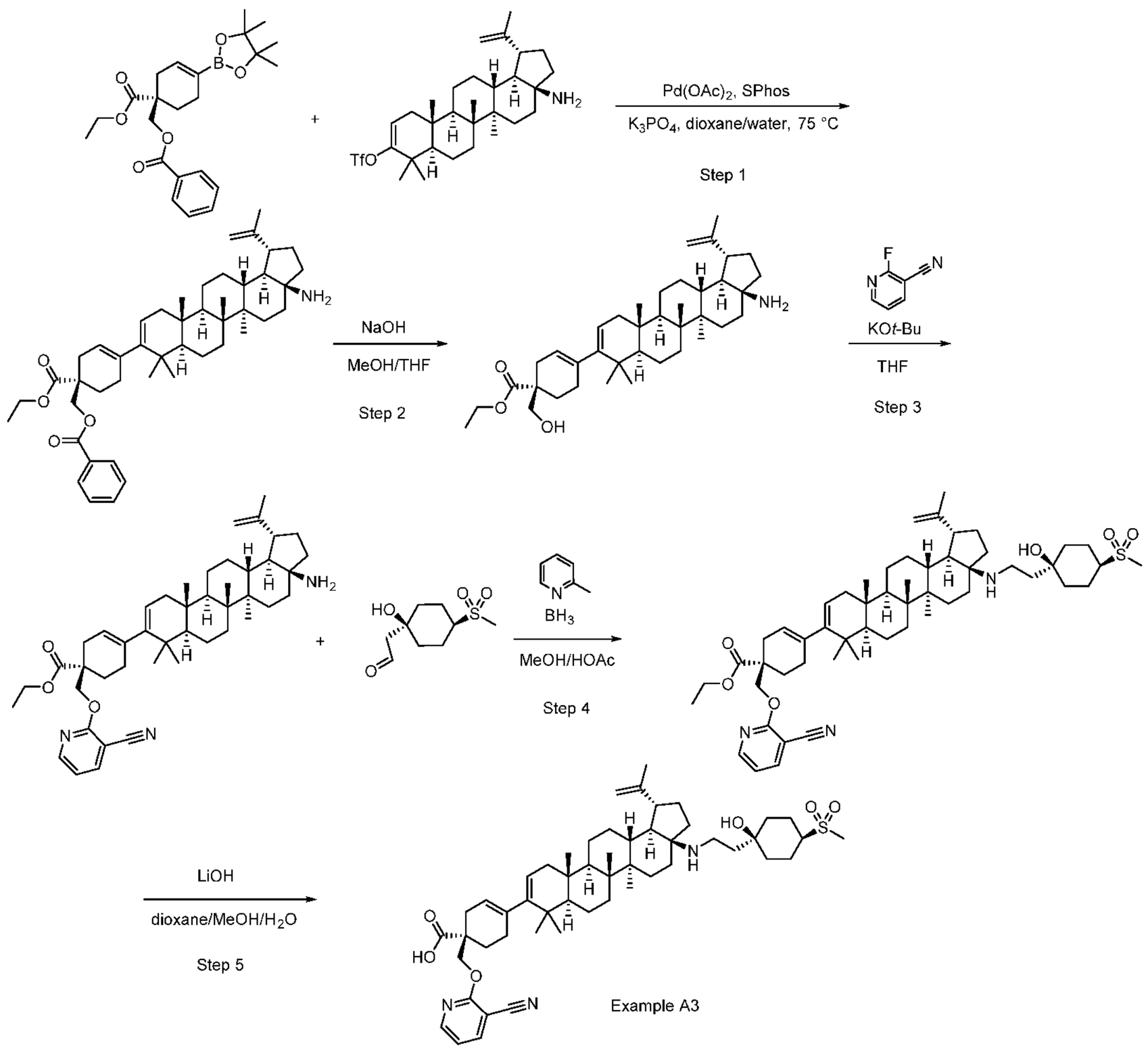

Step 1. Preparation of ((S)-4-((1R,3aS,5aR,5bR,7aR,11aS,11bR,13aR,13bR)-3a-amino-5a,5b,8,8,11a-pentamethyl-1-(prop-1-en-2-yl)-2,3,3a,4,5,5a,5b,6,7,7a,8,11,11a,11b,12,13,13a,13b-octadecahydro-1H-cyclopenta[a]chrysen-9-yl)-1-(ethoxycarbonyl)cyclohex-3-en-1-yl)methyl benzoate.

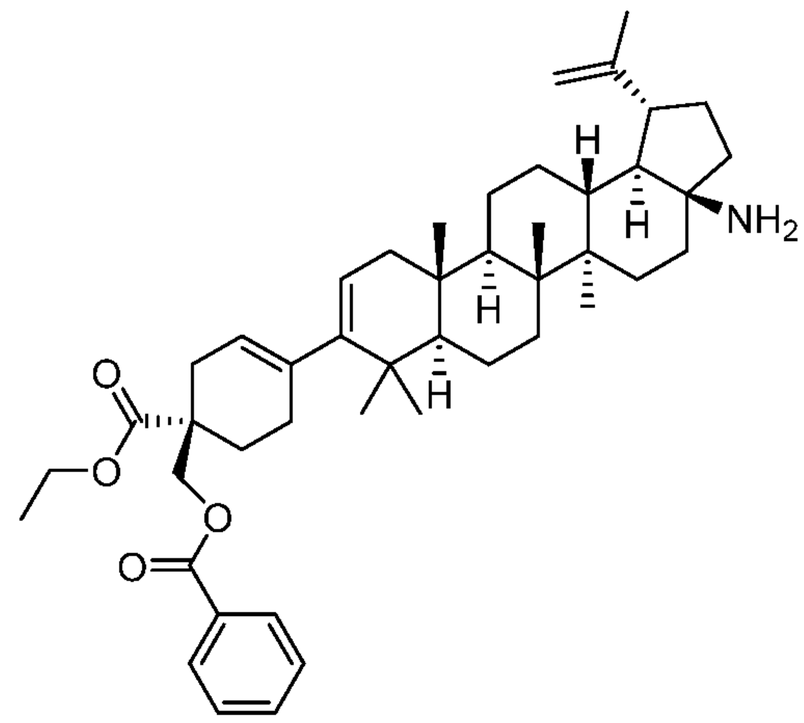

To a flask containing (1R,3aS,5aR,5bR,7aR,11aR,11bR,13aR,13bR)-3a-amino-5a,5b,8,8,11a-pentamethyl-1-(prop-1-en-2-yl)-2,3,3a,4,5,5a,5b,6,7,7a,8,11,11a,11b,12,13,13a,13b-octadecahydro-1H-cyclopenta[a]chrysen-9-yl trifluoromethanesulfonate (1.00 g, 1.79 mmol) was added (R)-(1-(ethoxycarbonyl)-4-(4,4,5,5-tetramethyl-1,3,2-dioxaborolan-2-yl)cyclohex-3-en-1-yl)methyl benzoate (1.337 g, 3.23 mmol), potassium phosphate tribasic (1.52 g, 7.17 mmol), 2-dicyclohexylphosphino-2',6'-dimethoxybiphenyl (S-Phos) (0.055 g, 0.134 mmol) and palladium(II) acetate (0.020 g, 0.090 mmol). The mixture was diluted with 1,4-dioxane (25 mL) and water (6.25 mL), then was flushed with N_2 and heated at 75 °C for 16 h. The mixture was cooled to rt. The mixture was diluted with water (100 mL) and extracted with ethyl acetate (3 x 75 mL). The organic layers were washed with brine (150 mL), dried over magnesium sulfate, filtered and concentrated under reduced pressure. The residue was purified by column chromatography on silica gel (50% ethyl acetate with 4% MeOH and 0.8% ammonium hydroxide/50% hexanes → 70% ethyl acetate with 4% MeOH and 0.8% ammonium hydroxide/30% hexanes, 120 g column) to afford ((S)-4-((1R,3aS,5aR,5bR,7aR,11aS,11bR,13aR,13bR)-3a-amino-5a,5b,8,8,11a-pentamethyl-1-(prop-1-en-2-yl)-2,3,3a,4,5,5a,5b,6,7,7a,8,11,11a,11b,12,13,13a,13b-octadecahydro-1H-cyclopenta[a]chrysen-9-yl)-1-(ethoxycarbonyl)cyclohex-3-en-1-yl)methyl benzoate (1.15 g, 92% yield) as an off-white solid: ^{1}H NMR (400MHz, CHLOROFORM-d) δ 8.06 - 8.00 (m, 2H), 7.62 - 7.55 (m, 1H), 7.49 - 7.41 (m, 2H), 5.38 (br. s., 1H), 5.22 (dd, *J*=6.3, 1.8 Hz, 1H), 4.75 (d, *J*=2.0 Hz, 1H), 4.62 (dd, *J*=2.3, 1.3 Hz, 1H), 4.52 - 4.40 (m, 2H), 4.20 (qd, *J*=7.2, 2.1 Hz, 2H), 2.70 (d, *J*=18.3 Hz, 1H), 2.56 (td, *J*=10.9, 5.3 Hz, 1H), 2.35 - 1.95

(m, 6H), 1.91 - 1.81 (m, 1H), 1.78 - 1.13 (m, 20H), 1.71 (s, 3H), 1.24 (t, *J*=7.3 Hz, 3H), 1.09 (s, 3H), 1.00 (s, 3H), 0.98 (s, 3H), 0.93 (s, 3H), 0.88 (s, 3H); LC/MS m/e 696.7 $[(M+H)^+$, calcd for $C_{46}H_{65}NO_4$ 696.5], t_R = 2.60 min (LCMS Method 15).

Step 2. Preparation of (S)-ethyl 4-((1R,3aS,5aR,5bR,7aR,11aS,11bR,13aR,13bR)-3a-amino-5a,5b,8,8,11a-pentamethyl-1-(prop-1-en-2-yl)-2,3,3a,4,5,5a,5b,6,7,7a,8,11,11a,11b,12,13,13a,13b-octadecahydro-1H-cyclopenta[a]chrysen-9-yl)-1-(hydroxymethyl)cyclohex-3-enecarboxylate.

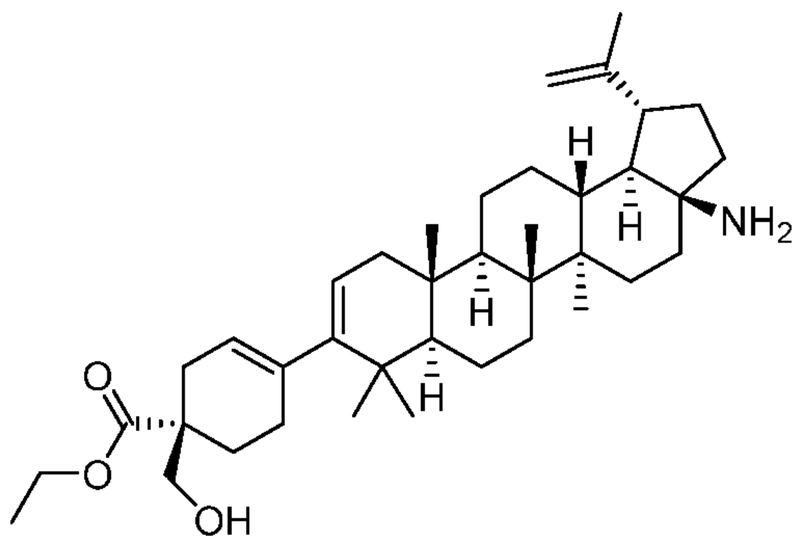

To a solution of ((S)-4-((1R,3aS,5aR,5bR,7aR,11aS,11bR,13aR,13bR)-3a-amino-5a,5b,8,8,11a-pentamethyl-1-(prop-1-en-2-yl)-2,3,3a,4,5,5a,5b,6,7,7a,8,11,11a,11b,12,13,13a,13b-octadecahydro-1H-cyclopenta[a]chrysen-9-yl)-1-(ethoxycarbonyl)cyclohex-3-en-1-yl)methyl benzoate (1.07 g, 1.537 mmol) in THF (10 mL) and MeOH (1 mL) was added sodium hydroxide (1.691 mL, 1.691 mmol). The reaction mixture was stirred at r.t. for 14 h. The solid was removed by filtration. The mixture was transferred to a separatory funnel containing saturated aqueous $NaHCO_3$ solution (10 mL)/water (10 mL). The aqueous layer was extracted with 5% methanol in ethyl acetate (5 x 25 mL). The combined organic layers were washed with brine (10 mL). The brine wash was reextracted with 5% methanol in ethyl acetate. The combined organic layers were dried over $MgSO_4$, filtered, and concentrated to afford (S)-ethyl 4-((1R,3aS,5aR,5bR,7aR,11aS,11bR,13aR,13bR)-3a-amino-5a,5b,8,8,11a-pentamethyl-1-(prop-1-en-2-yl)-2,3,3a,4,5,5a,5b,6,7,7a,8,11,11a,11b,12,13,13a,13b-octadecahydro-1H-cyclopenta[a]chrysen-9-yl)-1-(hydroxymethyl)cyclohex-3-enecarboxylate (0.535 g, 59% yield) as a white solid. The crude product was used directly in the next step. ^{1}H NMR

(400MHz, CHLOROFORM-d) δ 5.34 (t, *J*=3.8 Hz, 1H), 5.20 (dd, *J*=6.1, 1.9 Hz, 1H), 4.75 (d, *J*=2.0 Hz, 1H), 4.63 (d, *J*=1.3 Hz, 1H), 4.21 (q, *J*=7.0 Hz, 2H), 3.70 (s, 2H), 2.62 - 2.51 (m, 2H), 2.23 - 2.15 (m, 2H), 2.09 - 1.92 (m, 4H), 1.83 - 1.12 (m, 21H), 1.72 (s, 3H), 1.30 (t, *J*=7.2 Hz, 3H), 1.09 (s, 3H), 0.99 (s, 3H), 0.98 (s, 3H), 0.93 (s, 3H), 0.88 (s, 3H); LC/MS (ESI) *m/e* 614.6 [$(M+H)^+$, calcd for $C_{39}H_{61}NO_3Na$ 614.5], t_R = 4.28 min (LCMS Method 14).

Step 3. Preparation of (S)-ethyl 4-((1R,3aS,5aR,5bR,7aR,11aS,11bR,13aR,13bR)-3a-amino-5a,5b,8,8,11a-pentamethyl-1-(prop-1-en-2-yl)-2,3,3a,4,5,5a,5b,6,7,7a,8,11,11a,11b,12,13,13a,13b-octadecahydro-1H-cyclopenta[a]chrysen-9-yl)-1-(((3-cyanopyridin-2-yl)oxy)methyl)cyclohex-3-enecarboxylate.

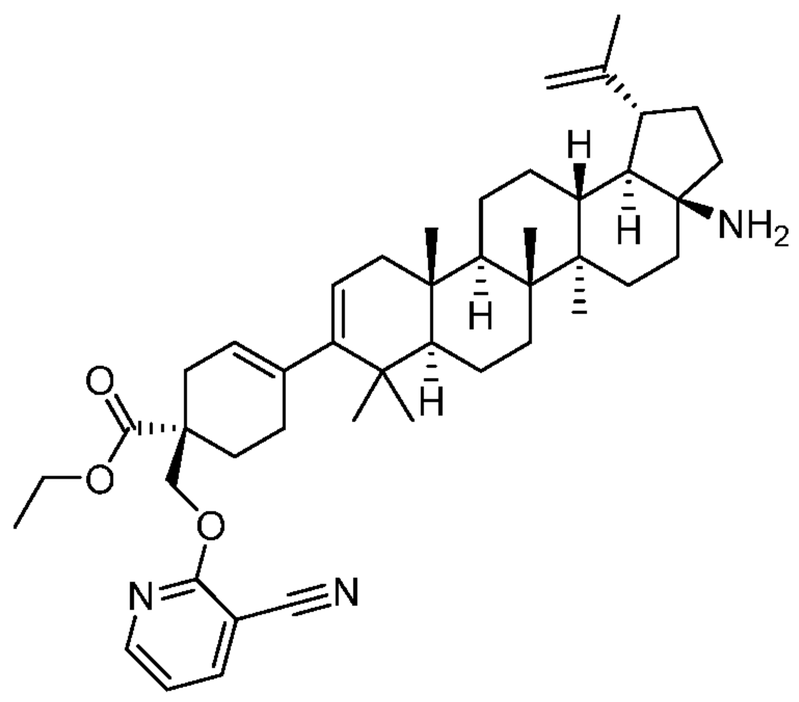

To a solution of (S)-ethyl 4-((1R,3aS,5aR,5bR,7aR,11aS,11bR,13aR,13bR)-3a-amino-5a,5b,8,8,11a-pentamethyl-1-(prop-1-en-2-yl)-2,3,3a,4,5,5a,5b,6,7,7a,8,11,11a,11b,12,13,13a,13b-octadecahydro-1H-cyclopenta[a]chrysen-9-yl)-1-(hydroxymethyl)cyclohex-3-enecarboxylate (495 mg, 0.836 mmol) and 2-fluoronicotinonitrile (204 mg, 1.673 mmol) in THF (7 mL) and DMF (1 mL) at 0 °C was added potassium *tert*-butoxide (1.004 mL, 1.004 mmol). The cooling bath was removed and the reaction mixture was stirred at 20 °C for 1.5 h. The mixture was transferred to a separatory funnel containing saturated aqueous $NaHCO_3$ solution (15 mL). The aqueous layer was extracted with ethyl acetate (4 x 25 mL). The combined organic layers were washed with brine (15 mL), dried over $MgSO_4$, filtered, and concentrated.

The product was purified by column chromatography on silica gel (50% of a 5% methanol in ethyl acetate solution/50% hexanes → 100% of a 5% methanol in ethyl acetate solution; 40 g column) to afford (S)-ethyl 4-((1R,3aS,5aR,5bR,7aR,11aS,11bR,13aR,13bR)-3a-amino-5a,5b,8,8,11a-pentamethyl-1-(prop-1-en-2-yl)-2,3,3a,4,5,5a,5b,6,7,7a,8,11,11a,11b,12,13,13a,13b-octadecahydro-1H-cyclopenta[a]chrysen-9-yl)-1-(((3-cyanopyridin-2-yl)oxy)methyl)cyclohex-3-enecarboxylate (344 mg, 59% yield) as an off-white solid: ^{1}H NMR (400MHz, CHLOROFORM-d) δ 8.34 (dd, *J*=5.0, 2.0 Hz, 1H), 7.88 (dd, *J*=7.5, 2.0 Hz, 1H), 6.99 (dd, *J*=7.5, 5.0 Hz, 1H), 5.38 (br. s., 1H), 5.21 (dd, *J*=6.1, 1.6 Hz, 1H), 4.75 (d, *J*=2.3 Hz, 1H), 4.62 (dd, *J*=2.1, 1.4 Hz, 1H), 4.57 (s, 2H), 4.25 - 4.15 (m, 2H), 2.78 - 2.68 (m, 1H), 2.56 (td, *J*=10.9, 5.1 Hz, 1H), 2.35 - 1.89 (m, 6H), 1.79 - 1.11 (m, 21H), 1.71 (s, 3H), 1.27 (t, *J*=6.8 Hz, 3H), 1.09 (s, 3H), 0.99 (s, 3H), 0.98 (s, 3H), 0.93 (s, 3H), 0.88 (s, 3H); LC/MS (ESI) *m/e* 694.7 [$(M+H)^+$, calcd for $C_{45}H_{64}N_3O_3$ 694.5], t_R = 4.52 min (LCMS Method 14).

Step 4. Preparation of (S)-ethyl 1-(((3-cyanopyridin-2-yl)oxy)methyl)-4-((1R,3aS,5aR,5bR,7aR,11aS,11bR,13aR,13bR)-3a-((2-((1s,4R)-1-hydroxy-4-(methylsulfonyl)cyclohexyl)ethyl)amino)-5a,5b,8,8,11a-pentamethyl-1-(prop-1-en-2-yl)-2,3,3a,4,5,5a,5b,6,7,7a,8,11,11a,11b,12,13,13a,13b-octadecahydro-1H-cyclopenta[a]chrysen-9-yl)cyclohex-3-enecarboxylate.

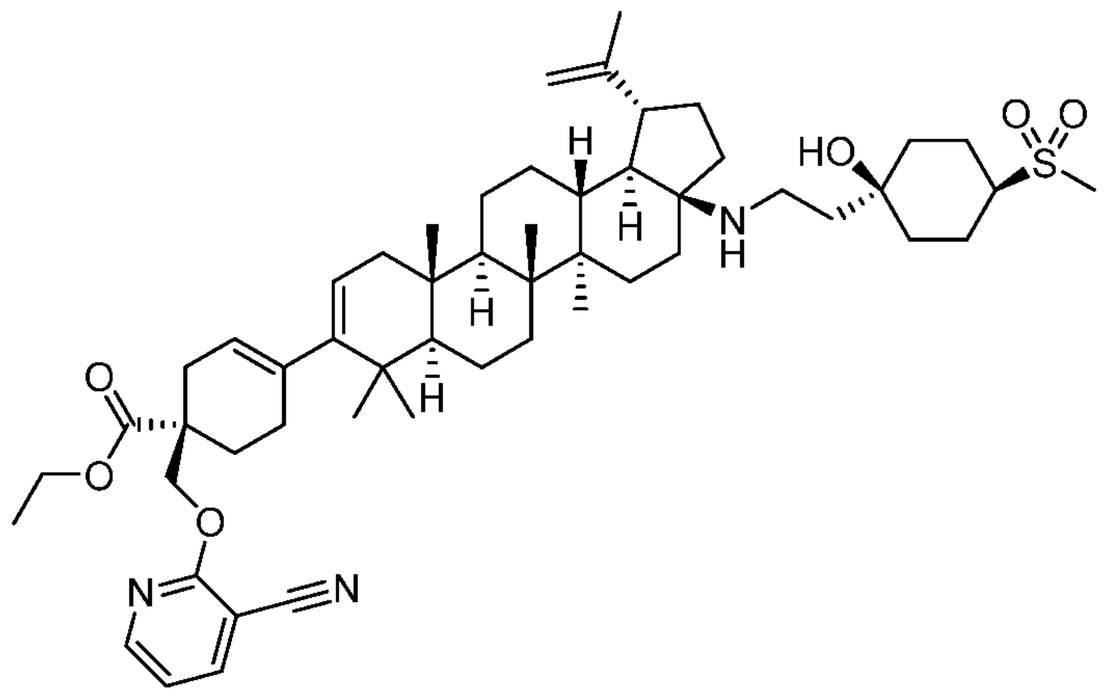

(S)-Ethyl 4-((1R,3aS,5aR,5bR,7aR,11aS,11bR,13aR,13bR)-3a-amino-5a,5b,8,8,11a-pentamethyl-1-(prop-1-en-2-yl)-

2,3,3a,4,5,5a,5b,6,7,7a,8,11,11a,11b,12,13,13a,13b-octadecahydro-1H-cyclopenta[a]chrysen-9-yl)-1-(((3-cyanopyridin-2-yl)oxy)methyl)cyclohex-3-enecarboxylate (150 mg, 0.216 mmol) and 2-((1s,4s)-1-hydroxy-4-(methylsulfonyl)cyclohexyl)acetaldehyde (76 mg, 0.346 mmol) were dissolved in MeOH (1.6 mL) and acetic acid (0.32 mL). Borane-2-picoline complex (37.0 mg, 0.346 mmol) was added and the mixture was stirred at room temperature for 14 h. The mixture was transferred to a separatory funnel containing saturated aqueous sodium bicarbonate solution (3 mL) and sodium carbonate solution (2 mL). The aqueous layer was extracted with ethyl acetate (5 x 10 mL). The combined organic layers were washed with brine (5 mL), dried over $MgSO_4$, filtered, and concentrated. The product was purified by column chromatography on silica gel (30% ethyl acetate with 5% methanol/70% hexanes → 100% ethyl acetate with 5% methanol; 24 g column, 25 min gradient) to afford (S)-ethyl 1-(((3-cyanopyridin-2-yl)oxy)methyl)-4-((1R,3aS,5aR,5bR,7aR,11aS,11bR,13aR,13bR)-3a-((2-((1s,4R)-1-hydroxy-4-(methylsulfonyl)cyclohexyl)ethyl)amino)-5a,5b,8,8,11a-pentamethyl-1-(prop-1-en-2-yl)-2,3,3a,4,5,5a,5b,6,7,7a,8,11,11a,11b,12,13,13a,13b-octadecahydro-1H-cyclopenta[a]chrysen-9-yl)cyclohex-3-enecarboxylate (134.6 mg, 69% yield) as a white foam: ^{1}H NMR (500MHz, CHLOROFORM-d) δ 8.34 (dd, *J*=5.0, 2.0 Hz, 1H), 7.88 (dd, *J*=7.6, 1.9 Hz, 1H), 6.99 (dd, *J*=7.5, 5.0 Hz, 1H), 5.37 (br. s., 1H), 5.20 (dd, *J*=6.2, 1.6 Hz, 1H), 4.74 (d, *J*=1.5 Hz, 1H), 4.61 (s, 1H), 4.56 (s, 2H), 4.24 - 4.15 (m, 2H), 2.85 (s, 3H), 2.83 - 2.67 (m, 4H), 2.55 (td, *J*=10.9, 5.6 Hz, 1H), 2.31 - 0.88 (m, 37H), 1.70 (s, 3H), 1.26 (t, *J*=7.1 Hz, 3H), 1.05 (s, 3H), 0.98 (s, 3H), 0.98 (s, 3H), 0.93 (s, 3H), 0.87 (s, 3H); LC/MS (ESI) *m/e* 898.7 [$(M+H)^+$, calcd for $C_{54}H_{80}N_3O_6S$ 898.6], t_R = 4.44 min (LCMS Method 14).

Step 5. To a solution of (S)-ethyl 1-(((3-cyanopyridin-2-yl)oxy)methyl)-4-((1R,3aS,5aR,5bR,7aR,11aS,11bR,13aR,13bR)-3a-((2-((1s,4R)-1-hydroxy-4-(methylsulfonyl)cyclohexyl)ethyl)amino)-5a,5b,8,8,11a-pentamethyl-1-(prop-1-en-2-yl)-2,3,3a,4,5,5a,5b,6,7,7a,8,11,11a,11b,12,13,13a,13b-octadecahydro-1H-cyclopenta[a]chrysen-9-yl)cyclohex-3-enecarboxylate (123 mg, 0.137 mmol) in dioxane (4 mL) and MeOH (2 mL) was added lithium hydroxide (2 mL, 2.00 mmol, 1 M aq). The mixture was heated at 60 °C for 12.5 h. Only a small amount of starting material was detected by LC/MS (LCMS Method 16). The reaction was stopped at this point due to competing hydrolysis of the nitrile group to the corresponding amide. The mixture was

cooled to room temperature and was partially neutralized by the addition of 6 N HCl (250 μL). The mixture was then filtered through a syringe filter, and was purified by reverse phase HPLC (5 injections) (Preparative HPLC Method 4). The organic solvent was evaporated on the rotovapor and the aqueous mixture was lyophilized to afford (S)-1-(((3-cyanopyridin-2-yl)oxy)methyl)-4-((1R,3aS,5aR,5bR,7aR,11aS,11bR,13aR,13bR)-3a-((2-((1s,4R)-1-hydroxy-4-(methylsulfonyl)cyclohexyl)ethyl)amino)-5a,5b,8,8,11a-pentamethyl-1-(prop-1-en-2-yl)-2,3,3a,4,5,5a,5b,6,7,7a,8,11,11a,11b,12,13,13a,13b-octadecahydro-1H-cyclopenta[a]chrysen-9-yl)cyclohex-3-enecarboxylic acid, TFA (51.6 mg, 38% yield) as a white amorphous solid: ^{1}H NMR (500MHz, Acetic Acid-d_4) δ 8.42 (dd, *J*=5.1, 1.9 Hz, 1H), 8.05 (dd, *J*=7.6, 1.9 Hz, 1H), 7.11 (dd, *J*=7.6, 5.1 Hz, 1H), 5.43 (s, 1H), 5.27 (d, *J*=4.7 Hz, 1H), 4.83 (s, 1H), 4.72 (s, 1H), 4.68 - 4.61 (m, 2H), 3.47 - 3.33 (m, 2H), 3.08 - 2.99 (m, 1H), 2.96 (s, 3H), 2.90 - 2.81 (m, 1H), 2.74 (d, *J*=15.6 Hz, 1H), 2.38 - 1.13 (m, 37H), 1.75 (s, 3H), 1.18 (s, 3H), 1.09 (s, 3H), 1.03 (s, 3H), 0.99 (s, 3H), 0.95 (s, 3H); LC/MS (ESI) m/e 870.6 [$(M+H)^+$, calcd for $C_{52}H_{76}N_3O_6S$ 870.5], t_R = 1.31 min (LCMS Method 16); HPLC (Analytical HPLC Method 3): t_R = 12.19 min; HPLC (Analytical HPLC Method 4): t_R = 11.64 min.

Alternate route for the preparation of Example A3

Preparation of (S)-1-(((3-cyanopyridin-2-yl)oxy)methyl)-4-((1R,3aS,5aR,5bR,7aR,11aS,11bR,13aR,13bR)-3a-((2-((1s,4R)-1-hydroxy-4-(methylsulfonyl)cyclohexyl)ethyl)amino)-5a,5b,8,8,11a-pentamethyl-1-(prop-1-en-2-yl)-2,3,3a,4,5,5a,5b,6,7,7a,8,11,11a,11b,12,13,13a,13b-octadecahydro-1H-cyclopenta[a]chrysen-9-yl)cyclohex-3-enecarboxylic acid.

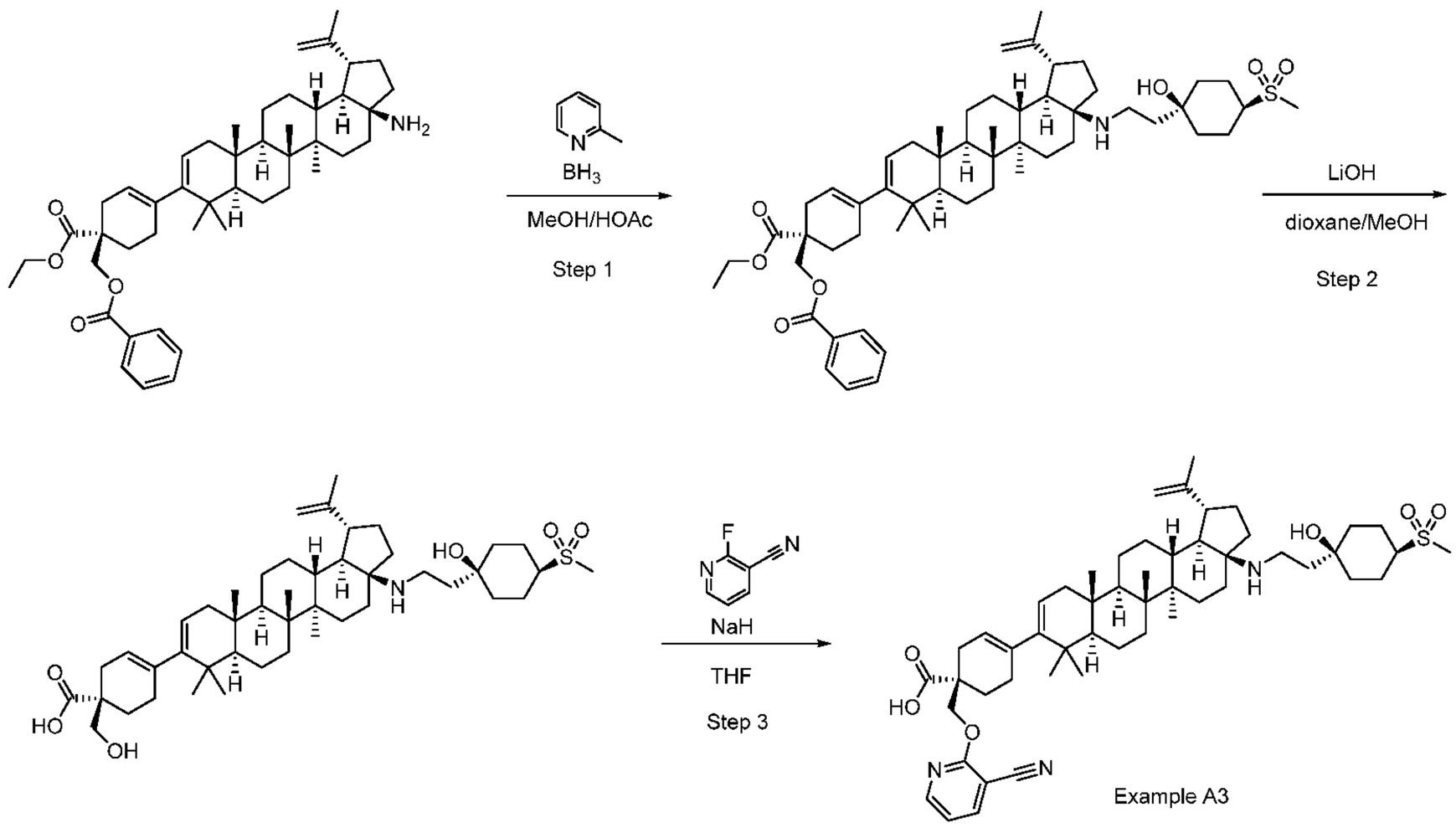

Step 1. Preparation of ((S)-1-(ethoxycarbonyl)-4-((1R,3aS,5aR,5bR,7aR,11aS,11bR,13aR,13bR)-3a-((2-((1s,4R)-1-hydroxy-4-(methylsulfonyl)cyclohexyl)ethyl)amino)-5a,5b,8,8,11a-pentamethyl-1-(prop-1-en-2-yl)-2,3,3a,4,5,5a,5b,6,7,7a,8,11,11a,11b,12,13,13a,13b-octadecahydro-1H-cyclopenta[a]chrysen-9-yl)cyclohex-3-en-1-yl)methyl benzoate.

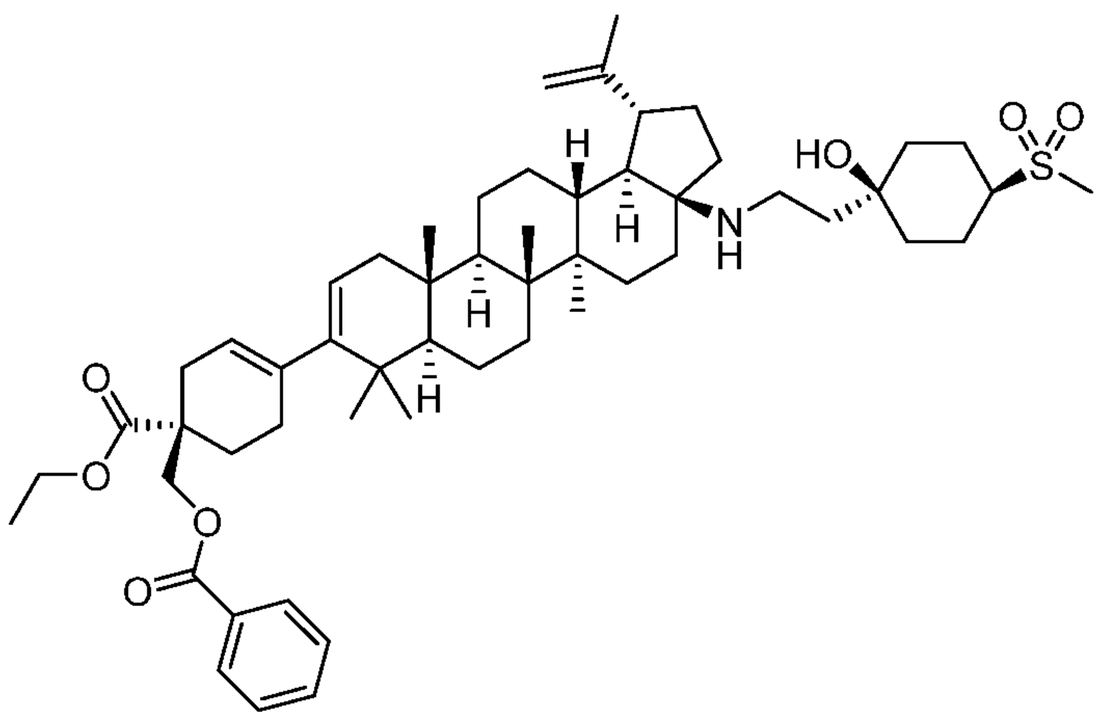

((S)-4-((1R,3aS,5aR,5bR,7aR,11aS,11bR,13aR,13bR)-3a-amino-5a,5b,8,8,11a-pentamethyl-1-(prop-1-en-2-yl)-2,3,3a,4,5,5a,5b,6,7,7a,8,11,11a,11b,12,13,13a,13b-octadecahydro-1H-cyclopenta[a]chrysen-9-yl)-1-(ethoxycarbonyl)cyclohex-3-en-1-yl)methyl benzoate (7.63 g, 10.96 mmol), and 2-((1s,4s)-1-hydroxy-4-(methylsulfonyl)cyclohexyl)acetaldehyde (3.86 g, 17.54 mmol) were dissolved in MeOH (30 mL) and acetic acid (6 mL). Borane-2-picoline complex (1.876 g, 17.54 mmol) was added and the mixture was stirred at room temperature for 14 h. The mixture was transferred to a separatory funnel containing saturated aqueous sodium bicarbonate solution (50 mL) and sodium carbonate solution (50 mL). The aqueous layer was extracted with ethyl acetate (7 x 100 mL). The combined organic layers were washed with brine (25 mL), dried over $MgSO_4$, filtered, and concentrated. The product was purified by column chromatography on silica gel (30% ethyl acetate with 5% methanol/70% hexanes → 100% ethyl acetate with 5% methanol; 330 g column, 30 min gradient) to afford ((S)-1-(ethoxycarbonyl)-4-((1R,3aS,5aR,5bR,7aR,11aS,11bR,13aR,13bR)-3a-((2-((1s,4R)-1-hydroxy-4-(methylsulfonyl)cyclohexyl)ethyl)amino)-5a,5b,8,8,11a-pentamethyl-1-(prop-1-en-2-yl)-2,3,3a,4,5,5a,5b,6,7,7a,8,11,11a,11b,12,13,13a,13b-octadecahydro-1H-cyclopenta[a]chrysen-9-yl)cyclohex-3-en-1-yl)methyl benzoate (8.81 g, 89% yield) as a white solid: ^{1}H NMR (500MHz, CHLOROFORM-d) δ 8.06 - 8.00 (m, 2H), 7.61 - 7.54 (m, 1H), 7.50 - 7.42 (m, 2H), 5.37 (br. s., 1H), 5.21 (dd, *J*=6.2, 1.6 Hz, 1H), 4.75 (d, *J*=1.8 Hz, 1H), 4.62 (s, 1H), 4.47 - 4.41 (m, 2H), 4.24 - 4.16 (m, 2H), 2.85 (s, 3H), 2.83 - 2.65 (m, 4H), 2.55 (td, *J*=10.9, 5.6 Hz, 1H), 2.33 - 2.23 (m, 1H), 2.20 - 1.03 (m, 36H), 1.70 (s, 3H), 1.24 (t, *J*=7.1 Hz, 3H), 1.05 (s, 3H), 0.99 - 0.87 (m, 12H); LC/MS (ESI) m/e 900.4 [$(M+H)^+$, calcd for $C_{55}H_{82}NO_7S$ 900.6], t_R = 4.55 min (LCMS Method 14).

Step 2. Preparation of (S)-4-((1R,3aS,5aR,5bR,7aR,11aS,11bR,13aR,13bR)-3a-((2-((1s,4R)-1-hydroxy-4-(methylsulfonyl)cyclohexyl)ethyl)amino)-5a,5b,8,8,11a-pentamethyl-1-(prop-1-en-2-yl)-2,3,3a,4,5,5a,5b,6,7,7a,8,11,11a,11b,12,13,13a,13b-octadecahydro-1H-cyclopenta[a]chrysen-9-yl)-1-(hydroxymethyl)cyclohex-3-enecarboxylic acid.

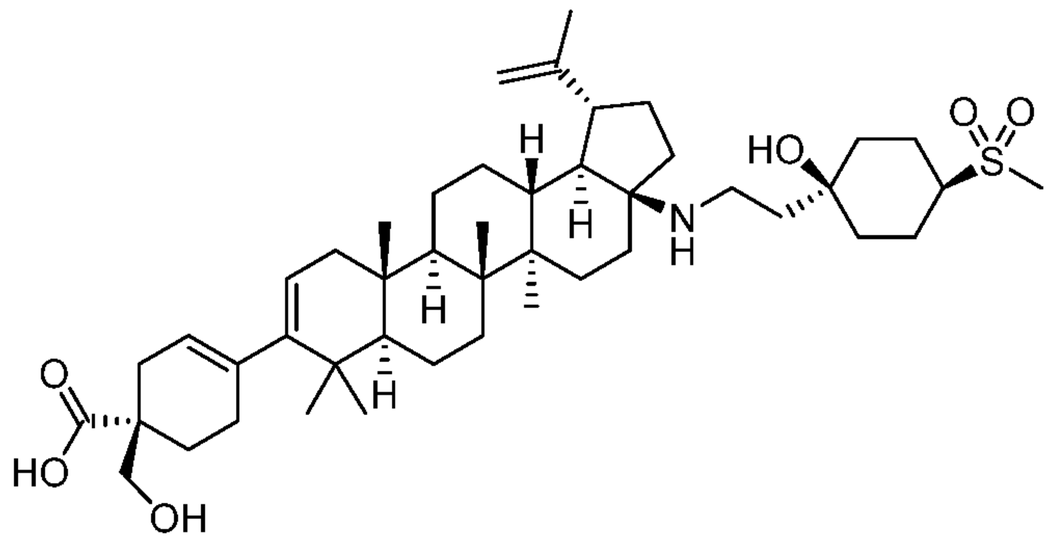

To a solution of ((S)-1-(ethoxycarbonyl)-4-((1R,3aS,5aR,5bR,7aR,11aS,11bR,13aR,13bR)-3a-((2-((1s,4R)-1-hydroxy-4-(methylsulfonyl)cyclohexyl)ethyl)amino)-5a,5b,8,8,11a-pentamethyl-1-(prop-1-en-2-yl)-2,3,3a,4,5,5a,5b,6,7,7a,8,11,11a,11b,12,13,13a,13b-octadecahydro-1H-cyclopenta[a]chrysen-9-yl)cyclohex-3-en-1-yl)methyl benzoate (8.00 g, 8.89 mmol) in 1,4-dioxane (160 mL) and methanol (80 mL) in a pressure vessel was added lithium hydroxide (89 mL, 89 mmol). The vessel was sealed and the mixture was heated at 65 °C (internal temperature) for 16 h. The reaction mixture was cooled to room temperature and was partially neutralized by the addition of 4 N HCl (15.5 mL, 7 eq). The mixture was then concentrated. The crude product was taken up in dioxane (40 mL)/methanol (20 mL)/water (5 mL) and was made acidic by the addition of TFA (dropwise until acidic). The suspension became a solution. The solution contained some suspended solid matter. It was passed through a short plug of sand followed by filtration through a syringe filter. The product was then purified by reverse phase MPLC on a C18 Redi Sep Gold column (150 g) on the biotage (Preparative MPLC Method 1, 6 injections). The organic solvent was evaporated on the rotovapor and the aqueous mixture was lyophilized to afford (S)-4-((1R,3aS,5aR,5bR,7aR,11aS,11bR,13aR,13bR)-3a-((2-((1s,4R)-1-hydroxy-4-(methylsulfonyl)cyclohexyl)ethyl)amino)-5a,5b,8,8,11a-pentamethyl-1-(prop-1-en-2-yl)-2,3,3a,4,5,5a,5b,6,7,7a,8,11,11a,11b,12,13,13a,13b-octadecahydro-1H-cyclopenta[a]chrysen-9-yl)-1-(hydroxymethyl)cyclohex-3-enecarboxylic acid, TFA (6.57 g, 84% yield) as a white amorphous solid. The product was then dried further under vacuum in a vacuum dessicator with dryrite. ^{1}H NMR (500MHz, CHLOROFORM-d) δ 8.54 (br. s., 1H), 8.02 (br. s., 1H), 5.34 (br. s., 1H), 5.23 - 5.16 (m, 1H), 4.78 (s, 1H), 4.70 (s, 1H), 3.76 (s, 2H), 3.22 (d, *J*=3.1 Hz, 2H), 2.86 (s, 3H), 2.83 - 2.68 (m, 2H), 2.59 (d, *J*=15.3 Hz, 1H), 2.47 - 2.34 (m, 1H), 2.26 - 1.06 (m, 36H), 1.71 (s, 3H), 1.09 (s, 3H), 1.03

(s, 3H), 0.98 (s, 3H), 0.93 (s, 3H), 0.88 (s, 3H); LC/MS (ESI) m/e 768.4 [$(M+H)^+$, calcd for $C_{46}H_{74}NO_6S$ 768.5], t_R = 3.85 min. (LCMS Method 14).

Step 3. To a solution of (S)-4-((1R,3aS,5aR,5bR,7aR,11aS,11bR,13aR,13bR)-3a-((2-((1s,4R)-1-hydroxy-4-(methylsulfonyl)cyclohexyl)ethyl)amino)-5a,5b,8,8,11a-pentamethyl-1-(prop-1-en-2-yl)-2,3,3a,4,5,5a,5b,6,7,7a,8,11,11a,11b,12,13,13a,13b-octadecahydro-1H-cyclopenta[a]chrysen-9-yl)-1-(hydroxymethyl)cyclohex-3-enecarboxylic acid, TFA (5.92 g, 6.71 mmol) in THF (80 mL) at 0 °C was added sodium hydride (2.147 g, 53.7 mmol). The cooling bath was removed and the reaction mixture was stirred at room temperature for 15 min. The mixture was cooled to 0 °C and 2-fluoronicotinonitrile (3.28 g, 26.8 mmol) in THF (10 mL) was added via cannula. The reaction mixture was stirred at 0 °C for 1.5 h. The reaction was quenched by the addition of acetic acid (3.84 mL, 67.1 mmol, 10 eq). The solution was directly injected on a column and was purified by column chromatography on silica gel (5% methanol in CH_2Cl_2 to elute the high R_f material and then 12% methanol in CH_2Cl_2 to elute the product. 6.70 g of product was obtained. The product was then purified further by reverse phase MPLC on a C18 Redi Sep Gold column (150 g) on the biotage (Preparative MPLC Method 2, 5 injections). The organic solvent was evaporated on the rotovapor and the aqueous mixture was lyophilized to afford (S)-1-(((3-cyanopyridin-2-yl)oxy)methyl)-4-((1R,3aS,5aR,5bR,7aR,11aS,11bR,13aR,13bR)-3a-((2-((1s,4R)-1-hydroxy-4-(methylsulfonyl)cyclohexyl)ethyl)amino)-5a,5b,8,8,11a-pentamethyl-1-(prop-1-en-2-yl)-2,3,3a,4,5,5a,5b,6,7,7a,8,11,11a,11b,12,13,13a,13b-octadecahydro-1H-cyclopenta[a]chrysen-9-yl)cyclohex-3-enecarboxylic acid, TFA (5.06 g, 5.14 mmol) as a white amorphous solid.

The product (TFA salt) was then dissolved in MeCN/H_2O (60/40) and was slowly passed through an AG 1-x2 ion exchange resin chloride form (Bio-Rad 100-200 mesh cat # 140-1241, prewashed with 90% acetonitrile/10% water). 140 grams of resin was used. The fractions containing product were combined and the organic solvent was removed on the rotovapor and water was frozen and placed on the lyophilizer to afford (S)-1-(((3-cyanopyridin-2-yl)oxy)methyl)-4-((1R,3aS,5aR,5bR,7aR,11aS,11bR,13aR,13bR)-3a-((2-((1s,4R)-1-hydroxy-4-(methylsulfonyl)cyclohexyl)ethyl)amino)-5a,5b,8,8,11a-pentamethyl-1-(prop-1-en-2-yl)-2,3,3a,4,5,5a,5b,6,7,7a,8,11,11a,11b,12,13,13a,13b-octadecahydro-1H-cyclopenta[a]chrysen-9-yl)cyclohex-3-enecarboxylic acid, HCl (4.26

g, 66% yield) as a white amorphous solid: ^{1}H NMR (500MHz, Acetic Acid-d$_4$) δ 8.42 (dd, *J*=5.1, 1.9 Hz, 1H), 8.05 (dd, *J*=7.6, 1.9 Hz, 1H), 7.11 (dd, *J*=7.6, 5.1 Hz, 1H), 5.43 (br. s., 1H), 5.27 (d, *J*=4.6 Hz, 1H), 4.89 (s, 1H), 4.73 (s, 1H), 4.69 - 4.60 (m, 2H), 3.45 - 3.33 (m, 2H), 3.13 (td, *J*=10.8, 5.1 Hz, 1H), 3.08 - 3.00 (m, 1H), 2.97 (s, 3H), 2.74 (d, *J*=15.1 Hz, 1H), 2.61 - 2.53 (m, 1H), 2.38 - 1.13 (m, 36H), 1.76 (s, 3H), 1.20 (s, 3H), 1.10 (s, 3H), 1.03 (s, 3H), 0.99 (s, 3H), 0.95 (s, 3H); LC/MS (ESI) m/e 870.3 [$(M+H)^+$, calcd for $C_{52}H_{76}N_3O_6S$ 870.5], t_R = 4.56 min (LCMS Method 14); HPLC (HPLC Method 3): t_R = 13.13 min; HPLC (HPLC Method 4): t_R = 12.46 min.

Example A4. Preparation of (S)-1-(((3-cyanopyridin-2-yl)oxy)methyl)-4-((1R,3aS,5aR,5bR,7aR,11aS,11bR,13aR,13bR)-3a-((2-((1r,4S)-1-hydroxy-4-(methylsulfonyl)cyclohexyl)ethyl)amino)-5a,5b,8,8,11a-pentamethyl-1-(prop-1-en-2-yl)-2,3,3a,4,5,5a,5b,6,7,7a,8,11,11a,11b,12,13,13a,13b-octadecahydro-1H-cyclopenta[a]chrysen-9-yl)cyclohex-3-enecarboxylic acid.

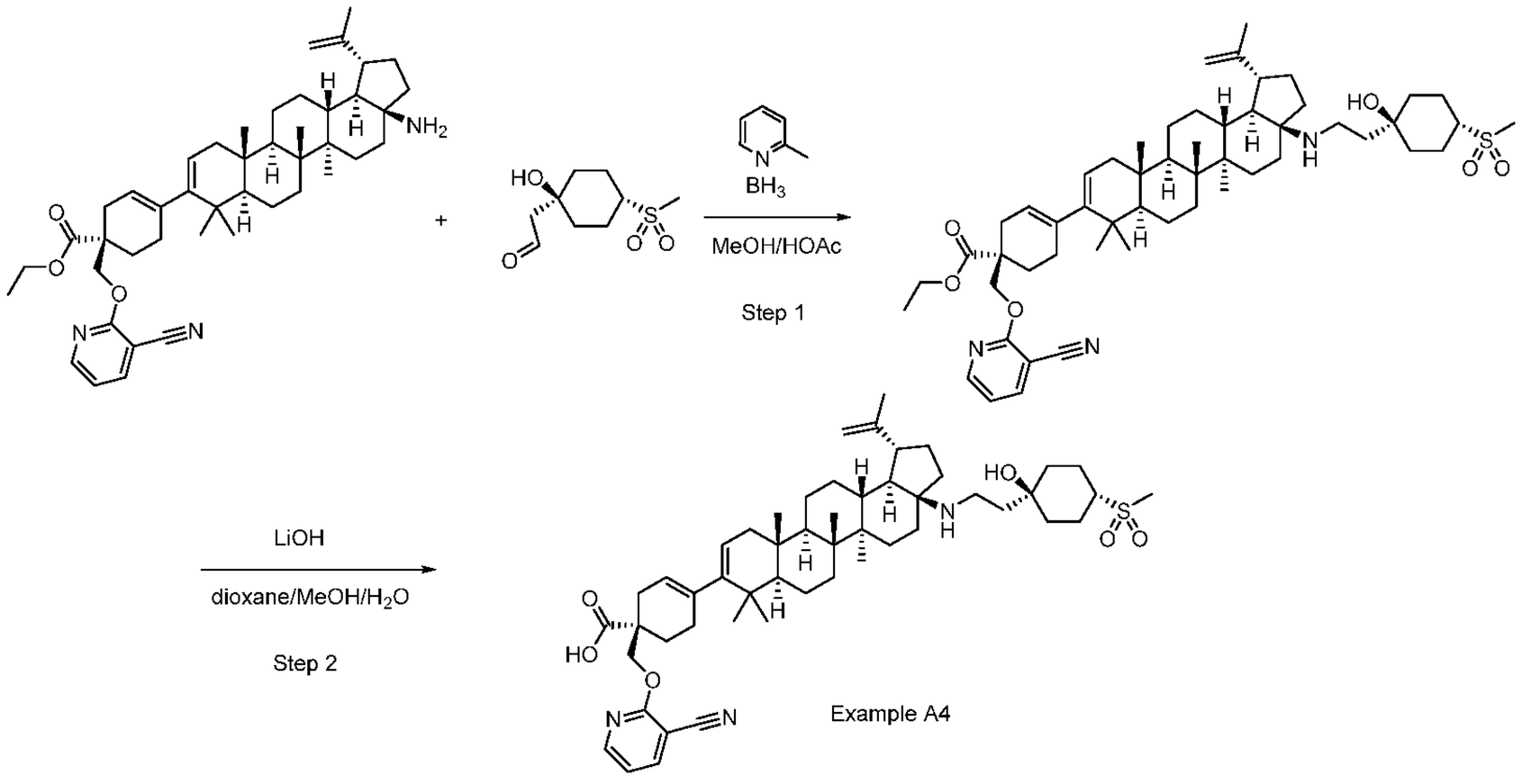

Step 1. Preparation of (S)-ethyl 1-(((3-cyanopyridin-2-yl)oxy)methyl)-4-((1R,3aS,5aR,5bR,7aR,11aS,11bR,13aR,13bR)-3a-((2-((1r,4S)-1-hydroxy-4-(methylsulfonyl)cyclohexyl)ethyl)amino)-5a,5b,8,8,11a-pentamethyl-1-(prop-1-en-2-yl)-2,3,3a,4,5,5a,5b,6,7,7a,8,11,11a,11b,12,13,13a,13b-octadecahydro-1H-cyclopenta[a]chrysen-9-yl)cyclohex-3-enecarboxylate.

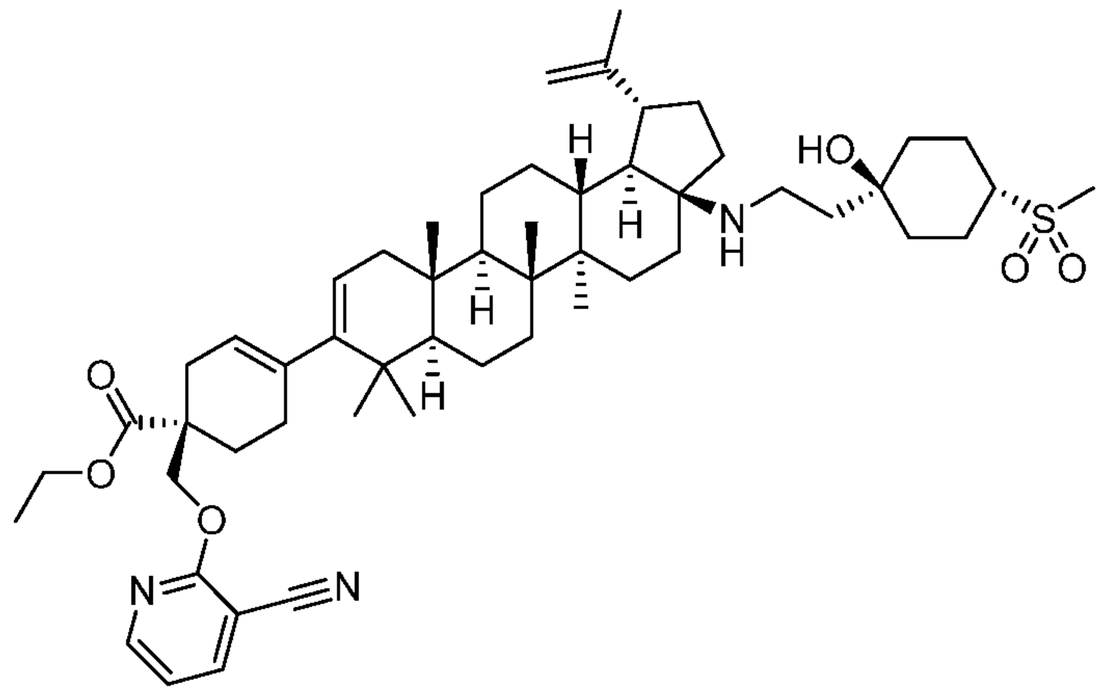

(S)-Ethyl 4-((1R,3aS,5aR,5bR,7aR,11aS,11bR,13aR,13bR)-3a-amino-5a,5b,8,8,11a-pentamethyl-1-(prop-1-en-2-yl)-2,3,3a,4,5,5a,5b,6,7,7a,8,11,11a,11b,12,13,13a,13b-octadecahydro-1H-cyclopenta[a]chrysen-9-yl)-1-(((3-cyanopyridin-2-yl)oxy)methyl)cyclohex-3-enecarboxylate (150 mg, 0.216 mmol) and 2-((1r,4r)-1-hydroxy-4-(methylsulfonyl)cyclohexyl)acetaldehyde (76 mg, 0.346 mmol) were dissolved in MeOH (1.6 mL) and acetic acid (0.32 mL). Borane-2-picoline complex (37.0 mg, 0.346 mmol) was added and the mixture was stirred at room temperature for 16 h. The mixture was transferred to a separatory funnel containing saturated aqueous sodium bicarbonate solution (20 mL). The aqueous layer was extracted with ethyl acetate (5 x 20 mL). The combined organic layers were washed with brine (50 mL), dried over $MgSO_4$, filtered, and concentrated. The product was purified by column chromatography on silica gel (30% ethyl acetate with 5% methanol/70% hexanes → 100% ethyl acetate with 5% methanol; 24 g column) to afford (S)-ethyl 1-(((3-cyanopyridin-2-yl)oxy)methyl)-4-((1R,3aS,5aR,5bR,7aR,11aS,11bR,13aR,13bR)-3a-((2-((1r,4S)-1-hydroxy-4-(methylsulfonyl)cyclohexyl)ethyl)amino)-5a,5b,8,8,11a-pentamethyl-1-(prop-1-en-2-yl)-2,3,3a,4,5,5a,5b,6,7,7a,8,11,11a,11b,12,13,13a,13b-octadecahydro-1H-cyclopenta[a]chrysen-9-yl)cyclohex-3-enecarboxylate (131 mg, 68% yield) as a white foam: ^{1}H NMR (400MHz, CHLOROFORM-d) δ 8.33 (dd, *J*=5.0, 2.0 Hz, 1H), 7.87 (dd, *J*=7.5, 2.0 Hz, 1H), 6.98 (dd, *J*=7.4, 5.1 Hz, 1H), 5.37 (br. s., 1H), 5.20 (d, *J*=4.5 Hz, 1H), 4.72 (d, *J*=1.8 Hz, 1H), 4.60 (s, 1H), 4.56 (s, 2H), 4.24 - 4.15 (m, 2H), 2.99 - 2.89 (m, 1H), 2.88 (s, 3H), 2.83 - 2.61 (m, 3H), 2.55 (td, *J*=10.8, 5.5 Hz, 1H), 2.31 – 1.02 (m, 37H), 1.69 (s, 3H), 1.27 (q, *J*=7.2 Hz, 3H), 1.06 (s, 3H), 0.98 (s, 6H), 0.92 (s, 3H), 0.87 (s, 3H);

LC/MS *m/e* 898.7 [$(M+H)^+$, calcd for $C_{54}H_{79}N_3O_6S$ 898.6], t_R = 4.44 min (LCMS Method 14).

Step 2. To a solution of (S)-ethyl 1-(((3-cyanopyridin-2-yl)oxy)methyl)-4-((1R,3aS,5aR,5bR,7aR,11aS,11bR,13aR,13bR)-3a-((2-((1r,4S)-1-hydroxy-4-(methylsulfonyl)cyclohexyl)ethyl)amino)-5a,5b,8,8,11a-pentamethyl-1-(prop-1-en-2-yl)-2,3,3a,4,5,5a,5b,6,7,7a,8,11,11a,11b,12,13,13a,13b-octadecahydro-1H-cyclopenta[a]chrysen-9-yl)cyclohex-3-enecarboxylate (131 mg, 0.146 mmol) in dioxane (4 mL) and MeOH (2 mL) was added lithium hydroxide (2 mL, 2.00 mmol, 1 M aq). The mixture was heated at 60 °C for 10.5 h. Only a small amount of starting material was detected by LC/MS (LCMS Method 16). The reaction was stopped at this point. The mixture was cooled to room temperature and was partially neutralized by the addition of 6 N HCl (250 μL). The mixture was then filtered through a syringe filter, and was purified by reverse phase HPLC (5 injections) (Preparative HPLC Method 4). The organic solvent was evaporated on the rotovapor and the aqueous mixture was lyophilized to afford (S)-1-(((3-cyanopyridin-2-yl)oxy)methyl)-4-((1R,3aS,5aR,5bR,7aR,11aS,11bR,13aR,13bR)-3a-((2-((1r,4S)-1-hydroxy-4-(methylsulfonyl)cyclohexyl)ethyl)amino)-5a,5b,8,8,11a-pentamethyl-1-(prop-1-en-2-yl)-2,3,3a,4,5,5a,5b,6,7,7a,8,11,11a,11b,12,13,13a,13b-octadecahydro-1H-cyclopenta[a]chrysen-9-yl)cyclohex-3-enecarboxylic acid, TFA (69 mg, 48% yield) as a white amorphous solid: ^{1}H NMR (400MHz, Acetic Acid-d_4) δ 8.43 (dd, *J*=5.0, 2.0 Hz, 1H), 8.06 (dd, *J*=7.5, 2.0 Hz, 1H), 7.12 (dd, *J*=7.5, 5.3 Hz, 1H), 5.44 (br. s., 1H), 5.27 (d, *J*=4.8 Hz, 1H), 4.83 (s, 1H), 4.73 (s, 1H), 4.69 - 4.61 (m, 2H), 3.43 - 3.29 (m, 2H), 3.20 - 3.10 (m, 1H), 2.99 (s, 3H), 2.91 - 2.81 (m, *J*=9.0 Hz, 1H), 2.74 (d, *J*=17.6 Hz, 1H), 2.40 – 1.33 (m, 37H), 1.76 (s, 3H), 1.15 (s, 3H), 1.10 (s, 3H), 1.04 (s, 3H), 1.00 (s, 3H), 0.95 (s, 3H); LC/MS (ESI) m/e 870.7 [$(M+H)^+$, calcd for $C_{52}H_{75}N_3O_6S$ 870.5], t_R = 2.37 min (LCMS Method 15); HPLC (Analytical HPLC Method 3): t_R = 16.00 min; HPLC (Analytical HPLC Method 4): t_R = 13.90 min.

Example A5. Preparation of (R)-1-(((3-cyanopyridin-2-yl)oxy)methyl)-4-((1R,3aS,5aR,5bR,7aR,11aS,11bR,13aR,13bR)-3a-((2-((1s,4R)-1-hydroxy-4-(methylsulfonyl)cyclohexyl)ethyl)amino)-5a,5b,8,8,11a-pentamethyl-1-(prop-1-en-2-yl)-

2,3,3a,4,5,5a,5b,6,7,7a,8,11,11a,11b,12,13,13a,13b-octadecahydro-1H-cyclopenta[a]chrysen-9-yl)cyclohex-3-enecarboxylic acid.

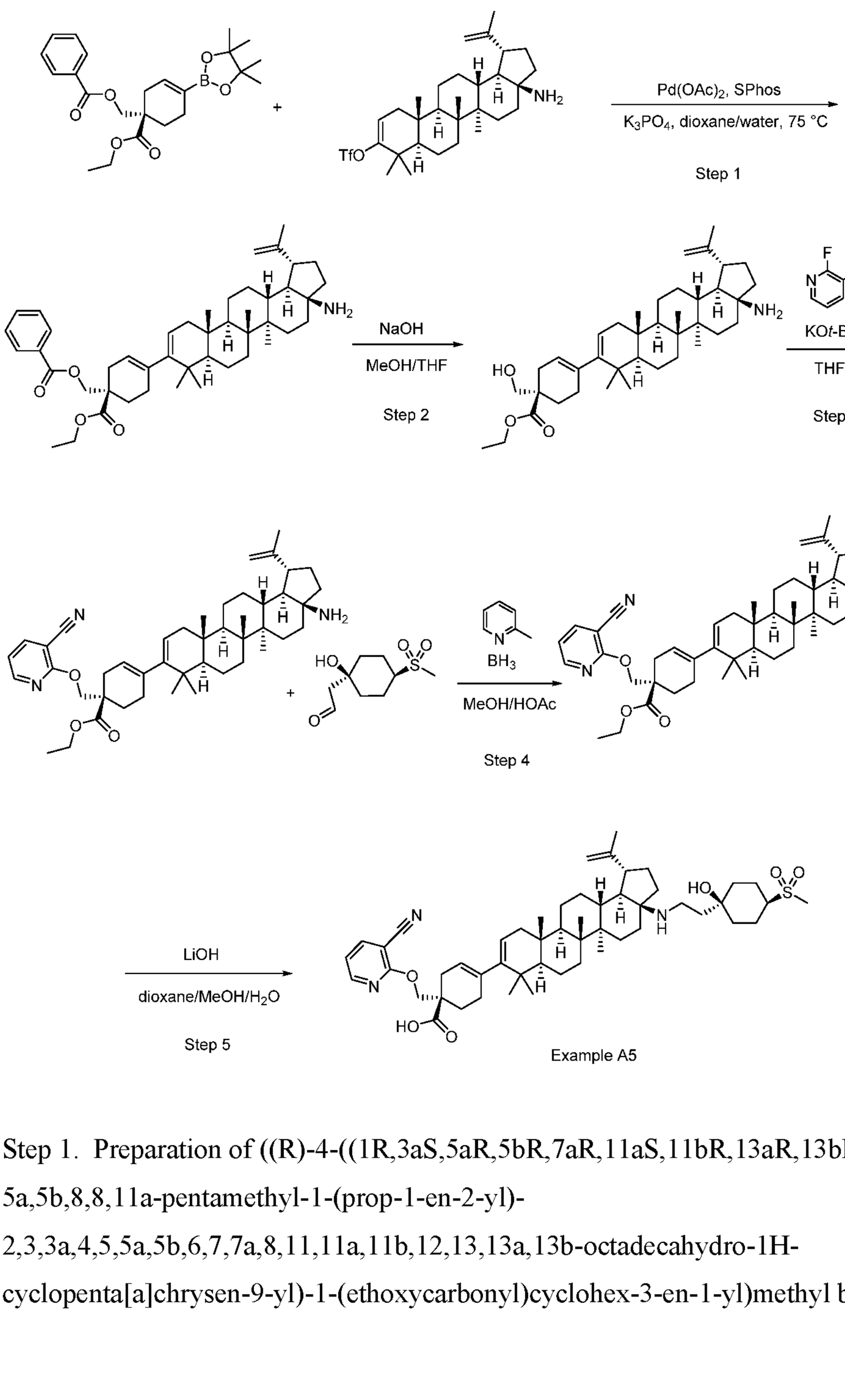

Step 1. Preparation of ((R)-4-((1R,3aS,5aR,5bR,7aR,11aS,11bR,13aR,13bR)-3a-amino-5a,5b,8,8,11a-pentamethyl-1-(prop-1-en-2-yl)-2,3,3a,4,5,5a,5b,6,7,7a,8,11,11a,11b,12,13,13a,13b-octadecahydro-1H-cyclopenta[a]chrysen-9-yl)-1-(ethoxycarbonyl)cyclohex-3-en-1-yl)methyl benzoate.

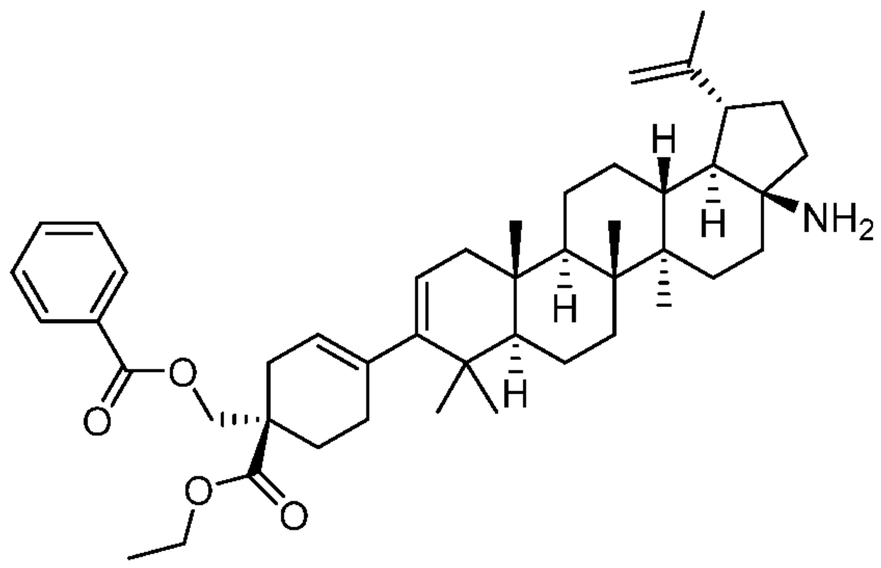

To a flask containing (1R,3aS,5aR,5bR,7aR,11aR,11bR,13aR,13bR)-3a-amino-5a,5b,8,8,11a-pentamethyl-1-(prop-1-en-2-yl)-2,3,3a,4,5,5a,5b,6,7,7a,8,11,11a,11b,12,13,13a,13b-octadecahydro-1H-cyclopenta[a]chrysen-9-yl trifluoromethanesulfonate (2.2 g, 3.94 mmol) was added (S)-(1-(ethoxycarbonyl)-4-(4,4,5,5-tetramethyl-1,3,2-dioxaborolan-2-yl)cyclohex-3-en-1-yl)methyl benzoate (2.94 g, 7.10 mmol), potassium phosphate tribasic (3.35 g, 15.78 mmol), 2-dicyclohexylphosphino-2',6'-dimethoxybiphenyl (S-Phos) (0.121 g, 0.296 mmol) and palladium(II) acetate (0.044 g, 0.197 mmol). The mixture was diluted with 1,4-dioxane (60 mL) and water (15 mL) and was flushed with N_2 and heated at 75 °C for 16 h. The mixture was cooled to rt. The mixture was diluted with water (150 mL) and extracted with ethyl acetate (3 x 100 mL). The organic layers were washed with brine (200 mL), dried over magnesium sulfate, filtered, and concentrated under reduced pressure. The residue was purified by column chromatography on silica gel The residue was purified by column chromatography on silica gel (50% ethyl acetate with 4% MeOH and 0.8% ammonium hydroxide/50% hexanes → 70% ethyl acetate with 4% MeOH and 0.8% ammonium hydroxide/30% hexanes, 220 g column) to afford ((R)-4-((1R,3aS,5aR,5bR,7aR,11aS,11bR,13aR,13bR)-3a-amino-5a,5b,8,8,11a-pentamethyl-1-(prop-1-en-2-yl)-2,3,3a,4,5,5a,5b,6,7,7a,8,11,11a,11b,12,13,13a,13b-octadecahydro-1H-cyclopenta[a]chrysen-9-yl)-1-(ethoxycarbonyl)cyclohex-3-en-1-yl)methyl benzoate (2.47 g, 90% yield) as an off-white solid: ^{1}H NMR (400MHz, CHLOROFORM-d) δ 8.05 - 8.00 (m, 2H), 7.61 - 7.55 (m, 1H), 7.45 (t, *J*=7.7 Hz, 2H), 5.38 (br. s., 1H), 5.25 - 5.19 (m, 1H), 4.75 (s, 1H), 4.62 (s, 1H), 4.46 (q, *J*=10.8 Hz, 2H), 4.19 (q, *J*=7.0 Hz, 2H), 2.74 - 2.66 (m, 1H), 2.56 (td, *J*=10.9, 5.1 Hz, 1H), 2.29 - 1.96 (m, 6H), 1.87 (dt, *J*=12.9, 6.2 Hz, 1H), 1.78 – 1.11 (m, 20H), 1.71 (s, 3H), 1.24 (t, *J*=7.3 Hz, 3H), 1.09 (s, 3H), 0.98 (br. s., 3H), 0.97

(br. s., 3H), 0.95 (s, 3H), 0.89 (s, 3H); LC/MS m/e 696.7 [$(M+H)^+$, calcd for $C_{46}H_{65}NO_4$ 696.5], t_R = 2.55 min (LCMS Method 15).

Step 2. Preparation of (R)-ethyl 4-((1R,3aS,5aR,5bR,7aR,11aS,11bR,13aR,13bR)-3a-amino-5a,5b,8,8,11a-pentamethyl-1-(prop-1-en-2-yl)-2,3,3a,4,5,5a,5b,6,7,7a,8,11,11a,11b,12,13,13a,13b-octadecahydro-1H-cyclopenta[a]chrysen-9-yl)-1-(hydroxymethyl)cyclohex-3-enecarboxylate.

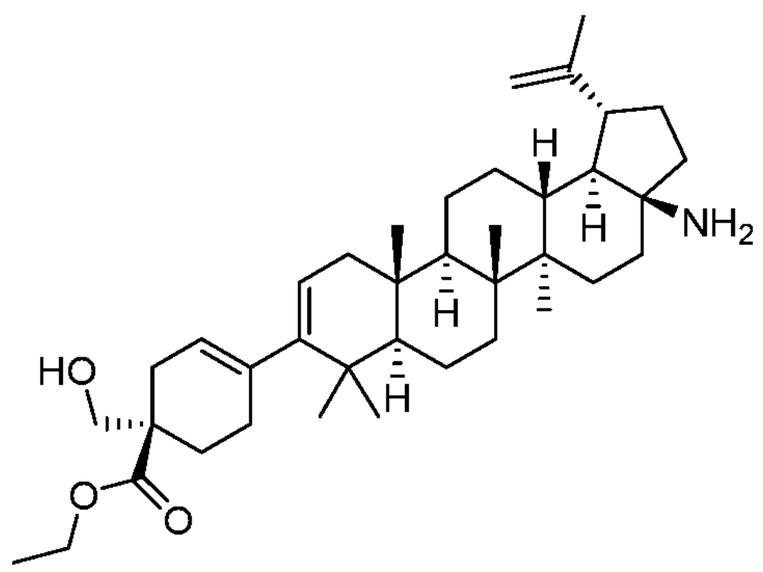

To a solution of ((R)-4-((1R,3aS,5aR,5bR,7aR,11aS,11bR,13aR,13bR)-3a-amino-5a,5b,8,8,11a-pentamethyl-1-(prop-1-en-2-yl)-2,3,3a,4,5,5a,5b,6,7,7a,8,11,11a,11b,12,13,13a,13b-octadecahydro-1H-cyclopenta[a]chrysen-9-yl)-1-(ethoxycarbonyl)cyclohex-3-en-1-yl)methyl benzoate (1.20 g, 1.724 mmol in THF (10 mL) and MeOH (1 mL) was added sodium hydroxide (1.897 mL, 1.897 mmol). The reaction mixture was stirred at r.t. for 14 h. The solid was removed by filtration. The mixture was transferred to a separatory funnel containing saturated aqueous $NaHCO_3$ solution (10 mL)/water (10 mL). The aqueous layer was extracted with 5% methanol in ethyl acetate (5 x 25 mL). The combined organic layers were washed with brine (10 mL). The brine wash was reextracted with 5% methanol in ethyl acetate. The combined organic layers were dried over $MgSO_4$, filtered, and concentrated to afford (R)-ethyl 4-((1R,3aS,5aR,5bR,7aR,11aS,11bR,13aR,13bR)-3a-amino-5a,5b,8,8,11a-pentamethyl-1-(prop-1-en-2-yl)-2,3,3a,4,5,5a,5b,6,7,7a,8,11,11a,11b,12,13,13a,13b-octadecahydro-1H-cyclopenta[a]chrysen-9-yl)-1-(hydroxymethyl)cyclohex-3-enecarboxylate (450 mg, 44% yield) as a white solid. The crude product was used directly in the next step. ^1H NMR

(400MHz, CHLOROFORM-d) δ 5.34 (br. s., 1H), 5.20 (dd, J=6.0, 1.8 Hz, 1H), 4.75 (d, J=2.0 Hz, 1H), 4.62 (s, 1H), 4.20 (q, J=7.2 Hz, 2H), 3.70 (s, 2H), 2.62 - 2.51 (m, 2H), 2.21 - 2.14 (m, 2H), 2.10 - 1.94 (m, 4H), 1.82 - 1.12 (m, 21H), 1.71 (s, 3H), 1.29 (t, J=7.2 Hz, 3H), 1.09 (s, 3H), 0.98 (s, 3H), 0.97 (s, 3H), 0.95 (s, 3H), 0.89 (s, 3H); LC/MS (ESI) m/e 614.6 [$(M+H)^+$, calcd for $C_{39}H_{61}NO_3Na$ 614.5], t_R = 4.27 min (LCMS Method 14).

Step 3. Preparation of (R)-ethyl 4-((1R,3aS,5aR,5bR,7aR,11aS,11bR,13aR,13bR)-3a-amino-5a,5b,8,8,11a-pentamethyl-1-(prop-1-en-2-yl)-2,3,3a,4,5,5a,5b,6,7,7a,8,11,11a,11b,12,13,13a,13b-octadecahydro-1H-cyclopenta[a]chrysen-9-yl)-1-(((3-cyanopyridin-2-yl)oxy)methyl)cyclohex-3-enecarboxylate.

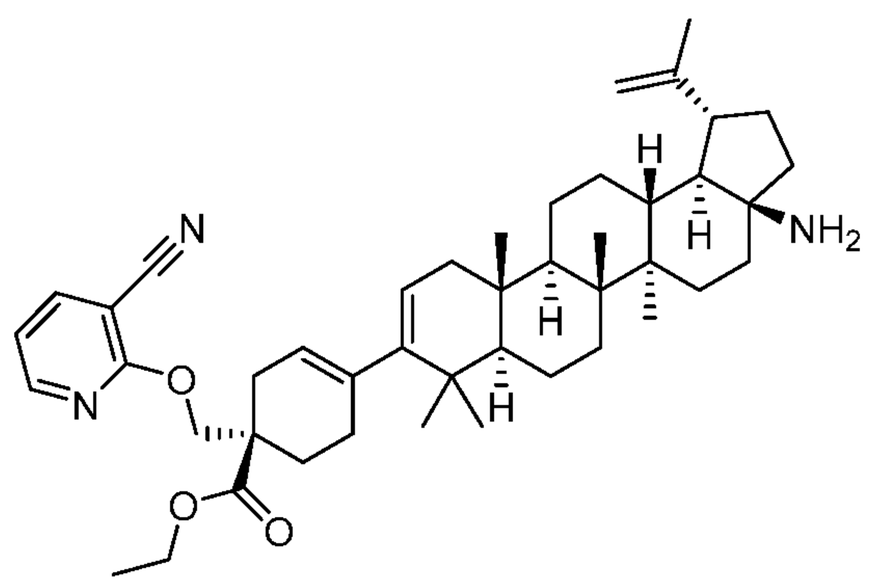

To a solution of (R)-ethyl 4-((1R,3aS,5aR,5bR,7aR,11aS,11bR,13aR,13bR)-3a-amino-5a,5b,8,8,11a-pentamethyl-1-(prop-1-en-2-yl)-2,3,3a,4,5,5a,5b,6,7,7a,8,11,11a,11b,12,13,13a,13b-octadecahydro-1H-cyclopenta[a]chrysen-9-yl)-1-(hydroxymethyl)cyclohex-3-enecarboxylate (412 mg, 0.696 mmol) and 2-fluoronicotinonitrile (170 mg, 1.392 mmol) in THF (7 mL) and DMF (1 mL) at 0 °C was added potassium *tert*-butoxide (0.835 mL, 0.835 mmol). The cooling bath was removed and the reaction mixture was stirred at 20 °C for 1.5 h. The mixture was transferred to a separatory funnel containing saturated aqueous $NaHCO_3$ solution (15 mL). The aqueous layer was extracted with ethyl acetate (4 x 25 mL). The combined organic layers were washed with brine (15 mL), dried over $MgSO_4$, filtered, and concentrated. The product was purified by column chromatography on silica gel (50% of a 5% methanol in ethyl acetate solution/50% hexanes → 100% of a 5% methanol in ethyl acetate

solution; 40 g column) to afford (R)-ethyl 4-((1R,3aS,5aR,5bR,7aR,11aS,11bR,13aR,13bR)-3a-amino-5a,5b,8,8,11a-pentamethyl-1-(prop-1-en-2-yl)-2,3,3a,4,5,5a,5b,6,7,7a,8,11,11a,11b,12,13,13a,13b-octadecahydro-1H-cyclopenta[a]chrysen-9-yl)-1-(((3-cyanopyridin-2-yl)oxy)methyl)cyclohex-3-enecarboxylate (365 mg, 0.526 mmol, 76% yield) as an off-white solid: ^{1}H NMR (400MHz, CHLOROFORM-d) δ 8.34 (dd, *J*=5.0, 2.0 Hz, 1H), 7.88 (dd, *J*=7.4, 1.9 Hz, 1H), 6.99 (dd, *J*=7.5, 5.0 Hz, 1H), 5.38 (br. s., 1H), 5.21 (dd, *J*=6.3, 1.8 Hz, 1H), 4.74 (d, *J*=2.0 Hz, 1H), 4.62 (dd, *J*=2.1, 1.4 Hz, 1H), 4.60 - 4.52 (m, 2H), 4.19 (qd, *J*=7.1, 2.5 Hz, 2H), 2.73 (d, *J*=17.1 Hz, 1H), 2.56 (td, *J*=10.9, 5.4 Hz, 1H), 1.78 - 1.13 (m, 21H), 2.27 - 1.87 (m, 6H), 1.71 (s, 3H), 1.26 (t, *J*=6.8 Hz, 3H), 1.09 (s, 3H), 0.98 (s, 3H), 0.97 (s, 3H), 0.94 (s, 3H), 0.88 (s, 3H); LC/MS (ESI) m/e 694.7 [$(M+H)^+$, calcd for $C_{45}H_{64}N_3O_3$ 694.5], t_R = 4.51 min (LCMS Method 14).

Step 4. Preparation of (R)-ethyl 1-(((3-cyanopyridin-2-yl)oxy)methyl)-4-((1R,3aS,5aR,5bR,7aR,11aS,11bR,13aR,13bR)-3a-((2-((1s,4R)-1-hydroxy-4-(methylsulfonyl)cyclohexyl)ethyl)amino)-5a,5b,8,8,11a-pentamethyl-1-(prop-1-en-2-yl)-2,3,3a,4,5,5a,5b,6,7,7a,8,11,11a,11b,12,13,13a,13b-octadecahydro-1H-cyclopenta[a]chrysen-9-yl)cyclohex-3-enecarboxylate.

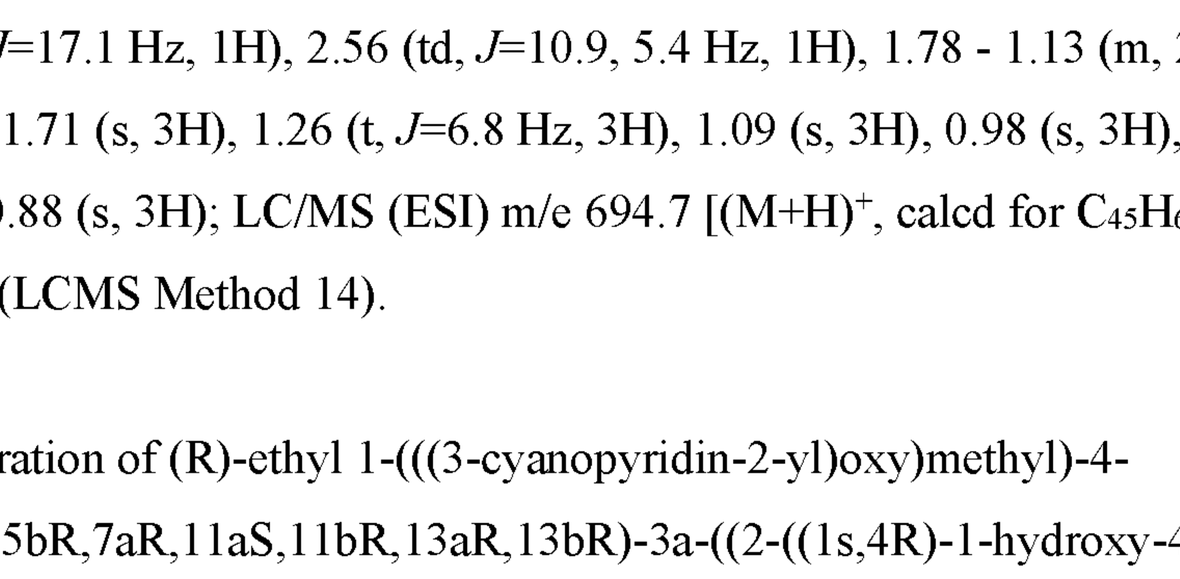

(R)-Ethyl 4-((1R,3aS,5aR,5bR,7aR,11aS,11bR,13aR,13bR)-3a-amino-5a,5b,8,8,11a-pentamethyl-1-(prop-1-en-2-yl)-2,3,3a,4,5,5a,5b,6,7,7a,8,11,11a,11b,12,13,13a,13b-octadecahydro-1H-cyclopenta[a]chrysen-9-yl)-1-(((3-cyanopyridin-2-yl)oxy)methyl)cyclohex-3-enecarboxylate (150 mg, 0.216 mmol) and 2-((1s,4s)-1-hydroxy-4-

(methylsulfonyl)cyclohexyl)acetaldehyde (76 mg, 0.346 mmol) were dissolved in MeOH (1.4 mL) and acetic acid (0.28 mL). Borane-2-picoline complex (37.0 mg, 0.346 mmol) was added and the mixture was stirred at room temperature for 14 h. The mixture was transferred to a separatory funnel containing saturated aqueous sodium bicarbonate solution (3 mL) and sodium carbonate solution (2 mL). The aqueous layer was extracted with ethyl acetate (5 x 10 mL). The combined organic layers were washed with brine (5 mL), dried over $MgSO_4$, filtered, and concentrated. The product was purified by column chromatography on silica gel (30% ethyl acetate with 5% methanol/70% hexanes → 100% ethyl acetate with 5% methanol; 24 g column, 25 min gradient) to afford (R)-ethyl 1-(((3-cyanopyridin-2-yl)oxy)methyl)-4-((1R,3aS,5aR,5bR,7aR,11aS,11bR,13aR,13bR)-3a-((2-((1s,4R)-1-hydroxy-4-(methylsulfonyl)cyclohexyl)ethyl)amino)-5a,5b,8,8,11a-pentamethyl-1-(prop-1-en-2-yl)-2,3,3a,4,5,5a,5b,6,7,7a,8,11,11a,11b,12,13,13a,13b-octadecahydro-1H-cyclopenta[a]chrysen-9-yl)cyclohex-3-enecarboxylate (130 mg, 67% yield) as a white foam: ^{1}H NMR (500MHz, CHLOROFORM-d) δ 8.34 (dd, *J*=5.0, 2.0 Hz, 1H), 7.88 (dd, *J*=7.5, 2.0 Hz, 1H), 6.99 (dd, *J*=7.5, 5.0 Hz, 1H), 5.38 (br. s., 1H), 5.23 - 5.19 (m, 1H), 4.75 (d, *J*=1.7 Hz, 1H), 4.62 (s, 1H), 4.59 - 4.52 (m, 2H), 4.19 (dtt, *J*=10.8, 7.2, 3.8 Hz, 2H), 2.85 (s, 3H), 2.83 - 2.70 (m, 4H), 2.55 (td, *J*=10.9, 5.6 Hz, 1H), 2.28 - 0.89 (m, 37H), 1.70 (s, 3H), 1.26 (t, *J*=7.1 Hz, 3H), 1.06 (s, 3H), 0.98 (s, 3H), 0.96 (s, 3H), 0.95 (s, 3H), 0.87 (s, 3H); LC/MS (ESI) *m/e* 898.7 [$(M+H)^+$, calcd for $C_{54}H_{80}N_3O_6S$ 898.6], t_R = 4.43 min (LCMS Method 14).

Step 5. To a solution of (R)-ethyl 1-(((3-cyanopyridin-2-yl)oxy)methyl)-4-((1R,3aS,5aR,5bR,7aR,11aS,11bR,13aR,13bR)-3a-((2-((1s,4R)-1-hydroxy-4-(methylsulfonyl)cyclohexyl)ethyl)amino)-5a,5b,8,8,11a-pentamethyl-1-(prop-1-en-2-yl)-2,3,3a,4,5,5a,5b,6,7,7a,8,11,11a,11b,12,13,13a,13b-octadecahydro-1H-cyclopenta[a]chrysen-9-yl)cyclohex-3-enecarboxylate (124 mg, 0.138 mmol) in dioxane (4 mL) and MeOH (2 mL) was added lithium hydroxide (2 mL, 2.00 mmol, 1 M aq). The mixture was heated at 60 °C for 10 h. Some starting material starting was detected by LC/MS (LCMS Method 16) along with formation of an amide by-product due to hydrolysis of the nitrile. The reaction was stopped at this point. The mixture was cooled to room temperature and was partially neutralized by the addition of 6 N HCl (250 μL). The mixture was then filtered through a syringe filter, and was purified by reverse phase

HPLC (5 injections) (Preparative HPLC Method 4). The organic solvent was evaporated on the rotovapor and the aqueous mixture was lyophilized to afford (R)-1-(((3-cyanopyridin-2-yl)oxy)methyl)-4-((1R,3aS,5aR,5bR,7aR,11aS,11bR,13aR,13bR)-3a-((2-((1s,4R)-1-hydroxy-4-(methylsulfonyl)cyclohexyl)ethyl)amino)-5a,5b,8,8,11a-pentamethyl-1-(prop-1-en-2-yl)-2,3,3a,4,5,5a,5b,6,7,7a,8,11,11a,11b,12,13,13a,13b-octadecahydro-1H-cyclopenta[a]chrysen-9-yl)cyclohex-3-enecarboxylic acid, TFA (48.1 mg, 34% yield) as a white amorphous solid: ^{1}H NMR (500MHz, Acetic Acid-d_4) δ 8.42 (dd, *J*=5.1, 1.9 Hz, 1H), 8.05 (dd, *J*=7.6, 1.9 Hz, 1H), 7.11 (dd, *J*=7.5, 5.2 Hz, 1H), 5.43 (br. s., 1H), 5.27 (d, *J*=4.6 Hz, 1H), 4.83 (s, 1H), 4.72 (s, 1H), 4.68 - 4.59 (m, 2H), 3.46 - 3.33 (m, 2H), 3.09 - 2.99 (m, 1H), 2.96 (s, 3H), 2.89 - 2.81 (m, 1H), 2.74 (d, *J*=16.5 Hz, 1H), 2.34 - 1.13 (m, 37H), 1.75 (s, 3H), 1.17 (s, 3H), 1.09 (s, 3H), 1.02 (s, 3H), 1.00 (s, 3H), 0.95 (s, 3H); LC/MS (ESI) m/e 870.7 [$(M+H)^+$, calcd for $C_{52}H_{76}N_3O_6S$ 870.5], t_R = 1.24 min (LCMS Method 16); HPLC (Analytical HPLC Method 3): t_R = 12.24 min; HPLC (Analytical HPLC Method 4): t_R = 11.77 min.

Example A6. Preparation of (R)-1-(((3-cyanopyridin-2-yl)oxy)methyl)-4-((1R,3aS,5aR,5bR,7aR,11aS,11bR,13aR,13bR)-3a-((2-((1r,4S)-1-hydroxy-4-(methylsulfonyl)cyclohexyl)ethyl)amino)-5a,5b,8,8,11a-pentamethyl-1-(prop-1-en-2-yl)-2,3,3a,4,5,5a,5b,6,7,7a,8,11,11a,11b,12,13,13a,13b-octadecahydro-1H-cyclopenta[a]chrysen-9-yl)cyclohex-3-enecarboxylic acid.

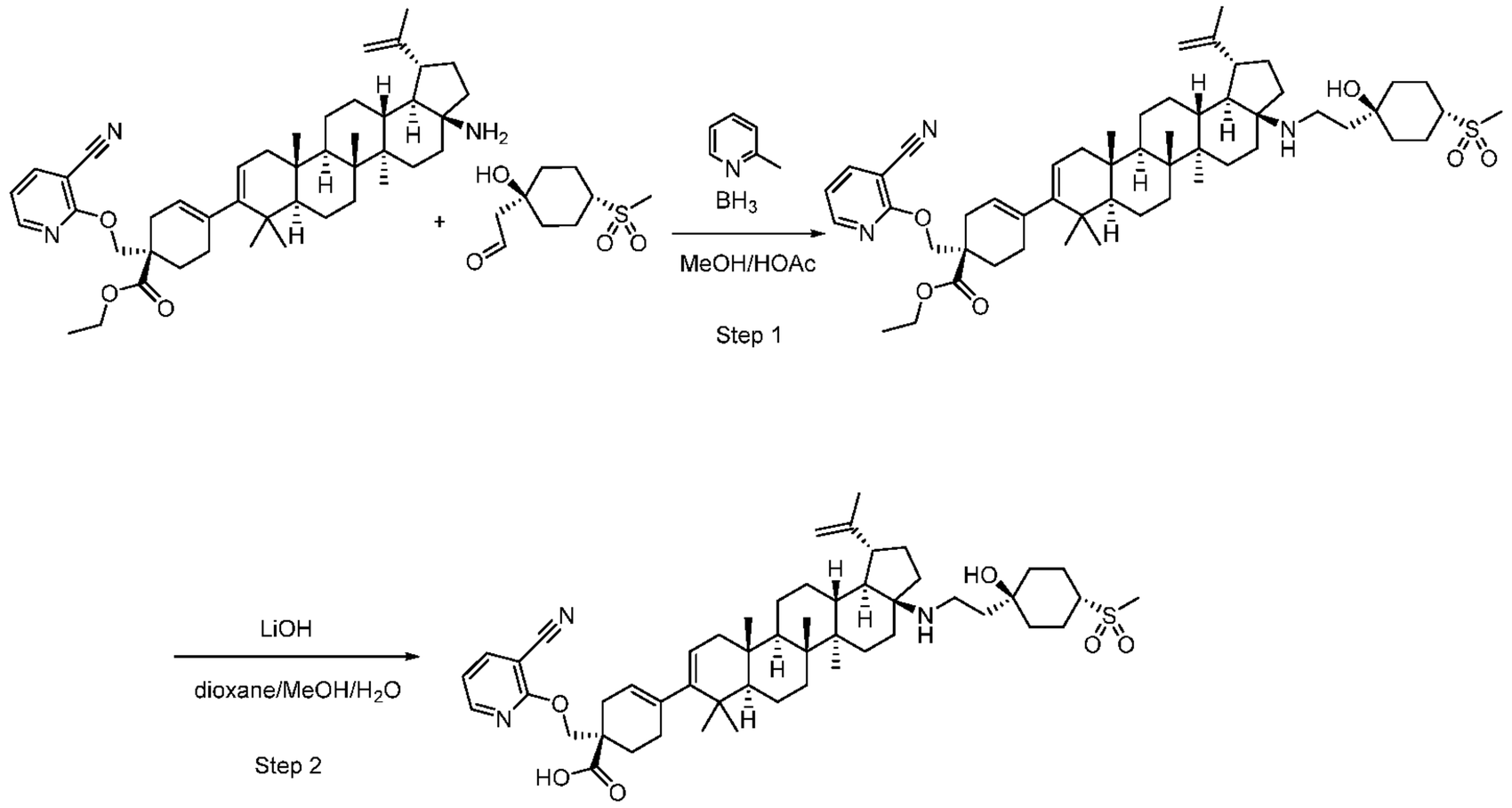

Example A6

Step 1. Preparation of (R)-ethyl 1-(((3-cyanopyridin-2-yl)oxy)methyl)-4-((1R,3aS,5aR,5bR,7aR,11aS,11bR,13aR,13bR)-3a-((2-((1r,4S)-1-hydroxy-4-(methylsulfonyl)cyclohexyl)ethyl)amino)-5a,5b,8,8,11a-pentamethyl-1-(prop-1-en-2-yl)-2,3,3a,4,5,5a,5b,6,7,7a,8,11,11a,11b,12,13,13a,13b-octadecahydro-1H-cyclopenta[a]chrysen-9-yl)cyclohex-3-enecarboxylate.

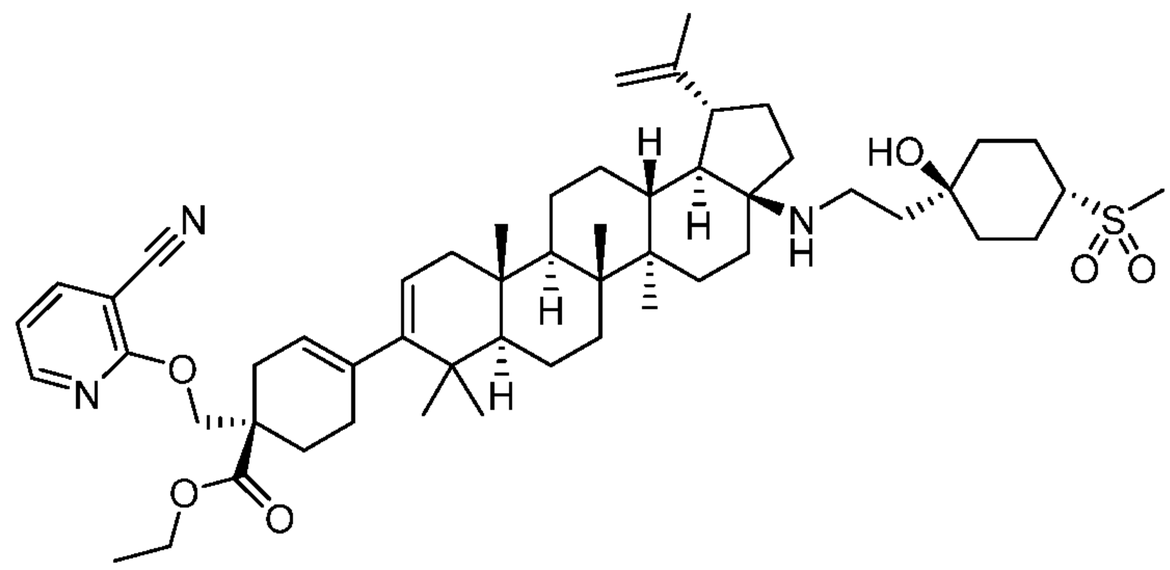

(R)-Ethyl 4-((1R,3aS,5aR,5bR,7aR,11aS,11bR,13aR,13bR)-3a-amino-5a,5b,8,8,11a-pentamethyl-1-(prop-1-en-2-yl)-2,3,3a,4,5,5a,5b,6,7,7a,8,11,11a,11b,12,13,13a,13b-octadecahydro-1H-cyclopenta[a]chrysen-9-yl)-1-(((3-cyanopyridin-2-yl)oxy)methyl)cyclohex-3-enecarboxylate (150 mg, 0.216 mmol) and 2-((1r,4r)-1-hydroxy-4-(methylsulfonyl)cyclohexyl)acetaldehyde (76 mg, 0.346 mmol) were dissolved in MeOH (1.6 mL) and acetic acid (0.32 mL). Borane-2-picoline complex (37.0 mg, 0.346 mmol) was added and the mixture was stirred at room temperature for 14 h. The mixture was transferred to a separatory funnel containing saturated aqueous sodium bicarbonate solution (20 mL). The aqueous layer was extracted with ethyl acetate (5 x 20 mL). The combined organic layers were washed with brine (50 mL), dried over $MgSO_4$, filtered, and concentrated. The product was purified by column chromatography on silica gel (30% ethyl acetate with 5% methanol/70% hexanes → 100% ethyl acetate with 5% methanol; 24 g column) to afford (R)-ethyl 1-(((3-cyanopyridin-2-yl)oxy)methyl)-4-((1R,3aS,5aR,5bR,7aR,11aS,11bR,13aR,13bR)-3a-((2-((1r,4S)-1-hydroxy-4-(methylsulfonyl)cyclohexyl)ethyl)amino)-5a,5b,8,8,11a-pentamethyl-1-(prop-1-en-2-yl)-2,3,3a,4,5,5a,5b,6,7,7a,8,11,11a,11b,12,13,13a,13b-octadecahydro-1H-

cyclopenta[a]chrysen-9-yl)cyclohex-3-enecarboxylate (131 mg, 68% yield) as a white foam: ^{1}H NMR (400MHz, CHLOROFORM-d) δ 8.33 (dd, *J*=5.1, 1.9 Hz, 1H), 7.87 (dd, *J*=7.4, 1.9 Hz, 1H), 6.98 (dd, *J*=7.4, 5.1 Hz, 1H), 5.37 (br. s., 1H), 5.22 - 5.17 (m, 1H), 4.71 (d, *J*=1.8 Hz, 1H), 4.61 - 4.51 (m, 3H), 4.23 - 4.14 (m, 2H), 2.99 - 2.90 (m, 1H), 2.87 (s, 3H), 2.82 - 2.61 (m, 3H), 2.54 (td, *J*=10.8, 5.5 Hz, 1H), 2.23 – 1.02 (m, 37H), 1.68 (s, 3H), 1.26 (q, *J*=7.3 Hz, 3H), 1.06 (s, 3H), 0.97 (s, 3H), 0.95 (s, 3H), 0.93 (s, 3H), 0.86 (s, 3H); LC/MS *m/e* 898.7 [$(M+H)^+$, calcd for $C_{54}H_{79}N_3O_6S$ 898.6], t_R = 4.43 min (LCMS Method 14).

Step 2. To a solution of (R)-ethyl 1-(((3-cyanopyridin-2-yl)oxy)methyl)-4-((1R,3aS,5aR,5bR,7aR,11aS,11bR,13aR,13bR)-3a-((2-((1r,4S)-1-hydroxy-4-(methylsulfonyl)cyclohexyl)ethyl)amino)-5a,5b,8,8,11a-pentamethyl-1-(prop-1-en-2-yl)-2,3,3a,4,5,5a,5b,6,7,7a,8,11,11a,11b,12,13,13a,13b-octadecahydro-1H-cyclopenta[a]chrysen-9-yl)cyclohex-3-enecarboxylate (107 mg, 0.119 mmol) in dioxane (4 mL) and MeOH (2 mL) was added lithium hydroxide (2 mL, 2.00 mmol, 1 M aq). The mixture was heated at 60 °C for 10.5 h. Only a small amount of starting material was detected by LC/MS (LCMS Method 16). The reaction was stopped at this point. The mixture was cooled to room temperature and was partially neutralized by the addition of 6 N HCl (250 μL). The mixture was then filtered through a syringe filter, and was purified by reverse phase HPLC (5 injections) (Preparative HPLC Method 4). The organic solvent was evaporated on the rotovapor and the aqueous mixture was lyophilized to afford (R)-1-(((3-cyanopyridin-2-yl)oxy)methyl)-4-((1R,3aS,5aR,5bR,7aR,11aS,11bR,13aR,13bR)-3a-((2-((1r,4S)-1-hydroxy-4-(methylsulfonyl)cyclohexyl)ethyl)amino)-5a,5b,8,8,11a-pentamethyl-1-(prop-1-en-2-yl)-2,3,3a,4,5,5a,5b,6,7,7a,8,11,11a,11b,12,13,13a,13b-octadecahydro-1H-cyclopenta[a]chrysen-9-yl)cyclohex-3-enecarboxylic acid, TFA (58 mg, 49% yield) as a white amorphous solid: ^{1}H NMR (400MHz, Acetic Acid-d_4) δ 8.43 (dd, *J*=5.1, 1.9 Hz, 1H), 8.06 (dd, *J*=7.5, 1.8 Hz, 1H), 7.12 (dd, *J*=7.5, 5.0 Hz, 1H), 5.44 (br. s., 1H), 5.27 (d, *J*=4.8 Hz, 1H), 4.83 (s, 1H), 4.73 (s, 1H), 4.69 - 4.60 (m, 2H), 3.43 - 3.29 (m, 2H), 3.20 - 3.09 (m, 1H), 2.99 (s, 3H), 2.91 - 2.81 (m, 1H), 2.75 (d, *J*=15.3 Hz, 1H), 2.32 – 1.33 (m, 37H), 1.76 (s, 3H), 1.15 (s, 3H), 1.10 (s, 3H), 1.03 (s, 3H), 1.00 (s, 3H), 0.95 (s, 3H); LC/MS (ESI) m/e 870.6 [$(M+H)^+$, calcd for $C_{52}H_{75}N_3O_6S$ 870.5], t_R =

2.30 min (LCMS Method 15); HPLC (Analytical HPLC Method 3): t_R = 14.96 min; HPLC (Analytical HPLC Method 4): t_R = 14.64 min.

Example A7 and Example A8. Preparation of (R)-1-(((3-cyanopyridin-2-yl)oxy)methyl)-4-((1R,3aS,5aR,5bR,7aR,11aS,11bR,13aR,13bR)-3a-(((R)-2,3-dihydroxypropyl)amino)-5a,5b,8,8,11a-pentamethyl-1-(prop-1-en-2-yl)-2,3,3a,4,5,5a,5b,6,7,7a,8,11,11a,11b,12,13,13a,13b-octadecahydro-1H-cyclopenta[a]chrysen-9-yl)cyclohex-3-enecarboxylic acid, TFA (Example A7) and (R)-1-(((3-carbamoylpyridin-2-yl)oxy)methyl)-4-((1R,3aS,5aR,5bR,7aR,11aS,11bR,13aR,13bR)-3a-(((R)-2,3-dihydroxypropyl)amino)-5a,5b,8,8,11a-pentamethyl-1-(prop-1-en-2-yl)-2,3,3a,4,5,5a,5b,6,7,7a,8,11,11a,11b,12,13,13a,13b-octadecahydro-1H-cyclopenta[a]chrysen-9-yl)cyclohex-3-enecarboxylic acid (Example A8).

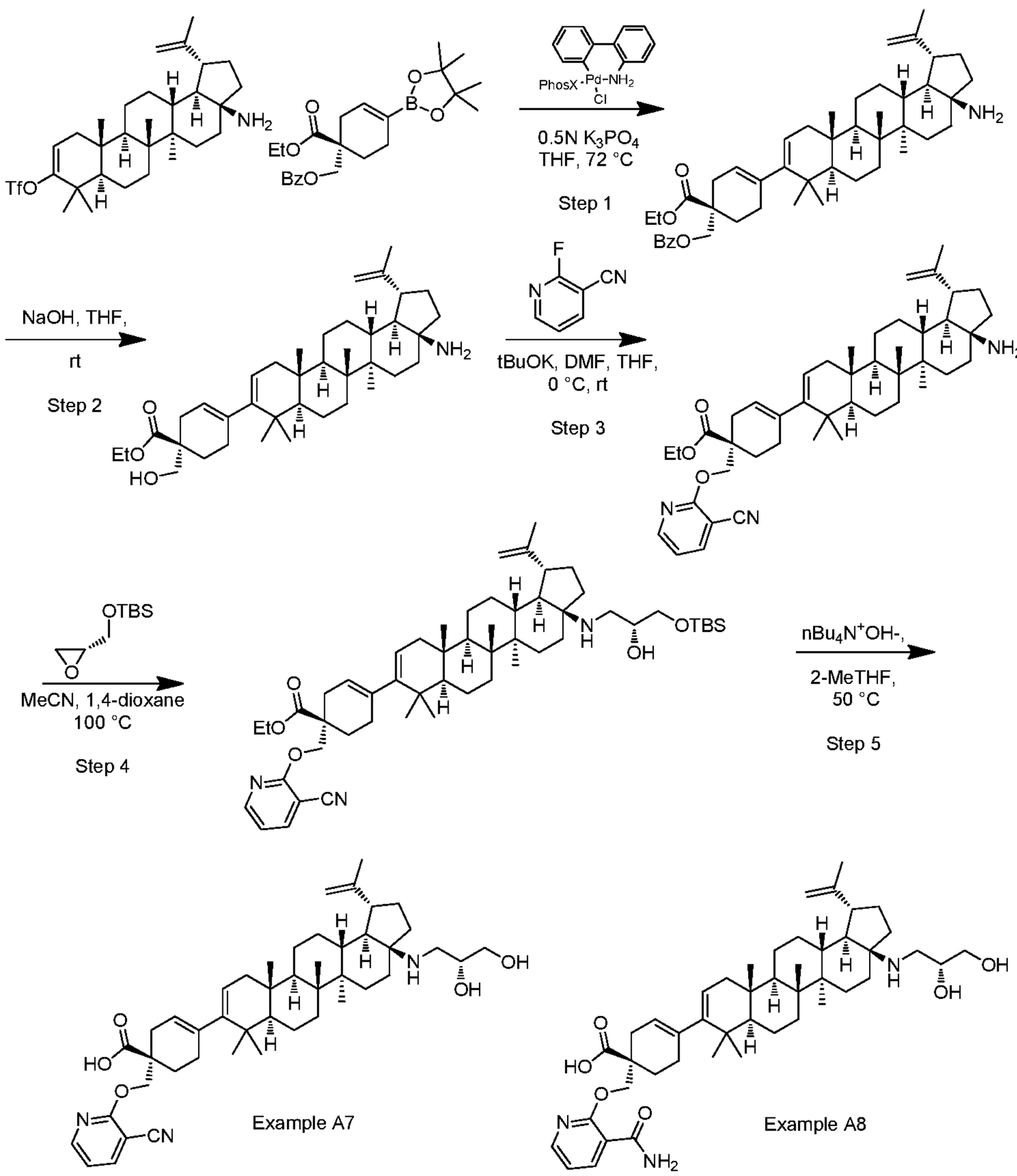

Step 1. Preparation of ((R)-4-((1R,3aS,5aR,5bR,7aR,11aS,11bR,13aR,13bR)-3a-amino-5a,5b,8,8,11a-pentamethyl-1-(prop-1-en-2-yl)-2,3,3a,4,5,5a,5b,6,7,7a,8,11,11a,11b,12,13,13a,13b-octadecahydro-1H-cyclopenta[a]chrysen-9-yl)-1-(ethoxycarbonyl)cyclohex-3-en-1-yl)methyl benzoate.

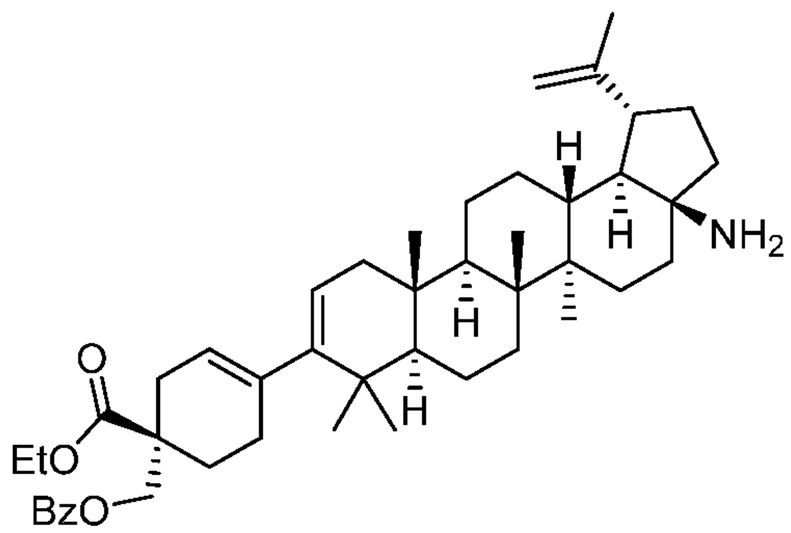

In a 150 mL medium pressure flask was combined (1R,3aS,5aR,5bR,7aR,11aR,11bR,13aR,13bR)-3a-amino-5a,5b,8,8,11a-pentamethyl-1-(prop-1-en-2-yl)-2,3,3a,4,5,5a,5b,6,7,7a,8,11,11a,11b,12,13,13a,13b-octadecahydro-1H-cyclopenta[a]chrysen-9-yl trifluoromethanesulfonate (1.5 g, 2.69 mmol), (R)-(1-(ethoxycarbonyl)-4-(4,4,5,5-tetramethyl-1,3,2-dioxaborolan-2-yl)cyclohex-3-en-1-yl)methyl benzoate (1.259 g, 3.04 mmol) and Buchwald pre-catalyst (0.127 g, 0.161 mmol) in THF (25 mL). To the reaction mixture was added a solution of aqueous 0.5 M K_3PO_4 (13.45 mL, 6.72 mmol). The resulting brown solution was sparged with N_2(g), stirred at 72 °C overnight. After 16h, the reaction was allowed to cool to rt, diluted with EtOAc (50 mL) and washed with 1.5M K_3PO_4 (50 mL). The aqueous layer was extracted with 2 x 50 mL EtOAc. The combined organic layer was washed with brine, dried over $MgSO_4$, filtered and concentrated to grey foam. Crude material was dissolved in DCM and loaded onto a silica gel column (SiO_2, 80g Isco cartridge, eluted with 0%B to 50%B over 4 column volumes, and hold at 50%B until all product eluted, solvent A= DCM, solvent B = 90:10 DCM:MeOH) and dried *in vacuo* to give ((R)-4-((1R,3aS,5aR,5bR,7aR,11aS,11bR,13aR,13bR)-3a-amino-5a,5b,8,8,11a-pentamethyl-1-(prop-1-en-2-yl)-2,3,3a,4,5,5a,5b,6,7,7a,8,11,11a,11b,12,13,13a,13b-octadecahydro-1H-cyclopenta[a]chrysen-9-yl)-1-(ethoxycarbonyl)cyclohex-3-en-1-yl)methyl benzoate (1.8 g, 2.59 mmol, 96 % yield) as brown solid. LCMS: m/z 696.6 ($M+H^+$), retention time 1.589 min (LCMS Method 16). ^{1}H NMR (400MHz, *CHLOROFORM-d*) δ 8.06 - 7.96 (m, 2H), 7.63 - 7.53 (m, 1H), 7.48 - 7.39 (m, 2H), 5.36 (br. s., 1H), 5.20 (dd, *J*=6.1, 1.7 Hz, 1H), 4.73 (d, *J*=2.0 Hz, 1H), 4.61 (s, 1H), 4.44 (q, *J*=10.8 Hz, 2H), 4.18 (qd, *J*=7.1, 1.0 Hz, 2H), 2.77 - 2.64 (m, 1H), 2.55 (td, *J*=10.9, 5.3 Hz, 1H), 2.26 - 2.13 (m, 3H), 2.08 (td, *J*=12.7, 5.7 Hz, 2H), 2.00 (dd, *J*=17.0, 6.5 Hz, 1H), 1.85 (dt, *J*=13.1, 6.4 Hz, 1H), 1.78 - 1.71 (m, 2H), 1.70 (s, 3H), 1.67 - 1.56 (m, 6H), 1.55 - 1.49 (m, 4H), 1.48 - 1.38 (m, 6H),

1.37 - 1.26 (m, 3H), 1.24 - 1.19 (m, 3H), 1.08 (s, 3H), 0.97 (s, 3H), 0.96 (br. s., 3H), 0.94 (s, 3H), 0.87 (s, 3H).

Step 2. Preparation of (R)-ethyl 4-((1R,3aS,5aR,5bR,7aR,11aS,11bR,13aR,13bR)-3a-amino-5a,5b,8,8,11a-pentamethyl-1-(prop-1-en-2-yl)-2,3,3a,4,5,5a,5b,6,7,7a,8,11,11a,11b,12,13,13a,13b-octadecahydro-1H-cyclopenta[a]chrysen-9-yl)-1-(hydroxymethyl)cyclohex-3-enecarboxylate.

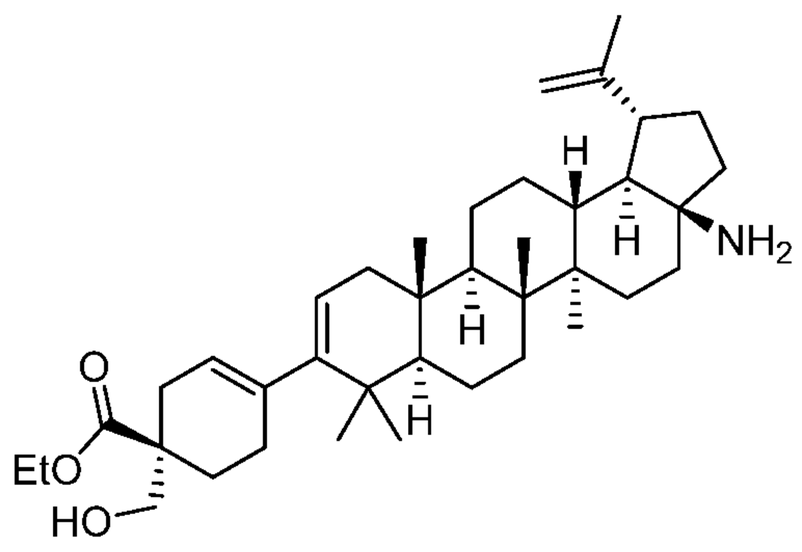

To a solution of ((R)-4-((1R,3aS,5aR,5bR,7aR,11aS,11bR,13aR,13bR)-3a-amino-5a,5b,8,8,11a-pentamethyl-1-(prop-1-en-2-yl)-2,3,3a,4,5,5a,5b,6,7,7a,8,11,11a,11b,12,13,13a,13b-octadecahydro-1H-cyclopenta[a]chrysen-9-yl)-1-(ethoxycarbonyl)cyclohex-3-en-1-yl)methyl benzoate (0.692 g, 0.994 mmol) in THF (10 mL) and MeOH (1 mL) was added sodium hydroxide (0.994 mL, 0.994 mmol) and the resulting mixture was stirred at rt. After 3h, the reaction was concentrated to dryness and the material was dissolved in DCM:MeOH and purified by flash column chromatography (SiO_2, 40g Isco cartridge, eluted with 95:5 DCM:MeOH) and dried *in vacuo* to give (R)-ethyl 4-((1R,3aS,5aR,5bR,7aR,11aS,11bR,13aR,13bR)-3a-amino-5a,5b,8,8,11a-pentamethyl-1-(prop-1-en-2-yl)-2,3,3a,4,5,5a,5b,6,7,7a,8,11,11a,11b,12,13,13a,13b-octadecahydro-1H-cyclopenta[a]chrysen-9-yl)-1-(hydroxymethyl)cyclohex-3-enecarboxylate (427 mg, 0.721 mmol, 72.6 % yield) as light yellow solid. LCMS: m/z 592.5 ($M+H^+$), retention time 1.705 min (LCMS Method 16). ^1H NMR (400MHz, *1:1 CDCl3:METHANOL-d4*) δ 5.30 (br. s., 1H), 5.14 (d, *J*=4.6 Hz, 1H), 4.72 (br. s., 1H), 4.60 (br. s., 1H), 4.22 - 4.00 (m, 2H), 3.74 - 3.53 (m, 2H), 2.60 - 2.42 (m, 2H), 2.13 (br. s., 2H), 2.06 - 1.87 (m, 4H), 1.78 - 1.70 (m, 1H), 1.67 (br. s., 5H), 1.63 - 1.51 (m, 6H), 1.43 (br. s., 7H), 1.32 (br. s., 1H), 1.24 (t,

J=7.0 Hz, 4H), 1.06 (br. s., 4H), 0.97 (br. s., 3H), 0.92 (br. s., 3H), 0.90 (br. s., 3H), 0.85 (br. s., 3H).

Step 3. Preparation of (R)-ethyl 4-((1R,3aS,5aR,5bR,7aR,11aS,11bR,13aR,13bR)-3a-amino-5a,5b,8,8,11a-pentamethyl-1-(prop-1-en-2-yl)-2,3,3a,4,5,5a,5b,6,7,7a,8,11,11a,11b,12,13,13a,13b-octadecahydro-1H-cyclopenta[a]chrysen-9-yl)-1-(((3-cyanopyridin-2-yl)oxy)methyl)cyclohex-3-enecarboxylate.

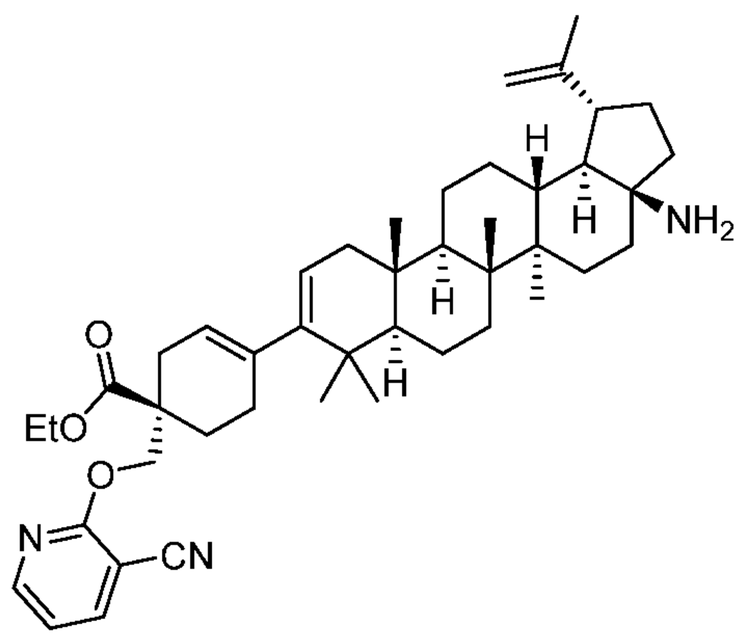

(R)-ethyl 4-((1R,3aS,5aR,5bR,7aR,11aS,11bR,13aR,13bR)-3a-amino-5a,5b,8,8,11a-pentamethyl-1-(prop-1-en-2-yl)-2,3,3a,4,5,5a,5b,6,7,7a,8,11,11a,11b,12,13,13a,13b-octadecahydro-1H-cyclopenta[a]chrysen-9-yl)-1-(hydroxymethyl)cyclohex-3-enecarboxylate (420 mg, 0.710 mmol) and 3-cyano-2-fluoropyridine (130 mg, 1.064 mmol) were combined in DMF (3 mL) and THF (3 mL) chilled to 0°C. To the yellow slurry was treated with a solution of potassium tert-butoxide (0.781 mL, 0.781 mmol) in THF. The reaction became almost totally homogeneous; the cold bath was removed and the reaction was stirred to rt. After 3.5h, there was still a small amount of starting material left; thus to the reaction was added more 3-cyano-2-fluoropyridine (43.3 mg, 0.355 mmol) and potassium tert-butoxide (0.142 mL, 0.142 mmol) and stirred at RTfor an additional 1h. The reaction was diluted with EtOAc and washed with 0.5N HCl 25 mL. The aqueous layer was extracted with 2 x 50 mL EtOAc. The combined organic layer was washed with saturated $NaHCO_3$, brine, dried over $MgSO_4$, filtered and concentrated to brown paste. Crude material was purified by flash column chromatography (SiO_2, 40 g Isco cartridge, eluted with 95:5 DCM:MeOH)

and dried under vacuo to give (R)-ethyl 4-((1R,3aS,5aR,5bR,7aR,11aS,11bR,13aR,13bR)-3a-amino-5a,5b,8,8,11a-pentamethyl-1-(prop-1-en-2-yl)-2,3,3a,4,5,5a,5b,6,7,7a,8,11,11a,11b,12,13,13a,13b-octadecahydro-1H-cyclopenta[a]chrysen-9-yl)-1-(((3-cyanopyridin-2-yl)oxy)methyl)cyclohex-3-enecarboxylate (426 mg, 0.614 mmol, 87 % yield) as light brown solid. LCMS: m/z 694.9 ($M+H^+$), retention time 1.517 min (LCMS Method 16).

Step 4. Preparation of (R)-ethyl 4-((1R,3aS,5aR,5bR,7aR,11aS,11bR,13aR,13bR)-3a-(((R)-3-((tert-butyldimethylsilyl)oxy)-2-hydroxypropyl)amino)-5a,5b,8,8,11a-pentamethyl-1-(prop-1-en-2-yl)-2,3,3a,4,5,5a,5b,6,7,7a,8,11,11a,11b,12,13,13a,13b-octadecahydro-1H-cyclopenta[a]chrysen-9-yl)-1-(((3-cyanopyridin-2-yl)oxy)methyl)cyclohex-3-enecarboxylate, TFA.

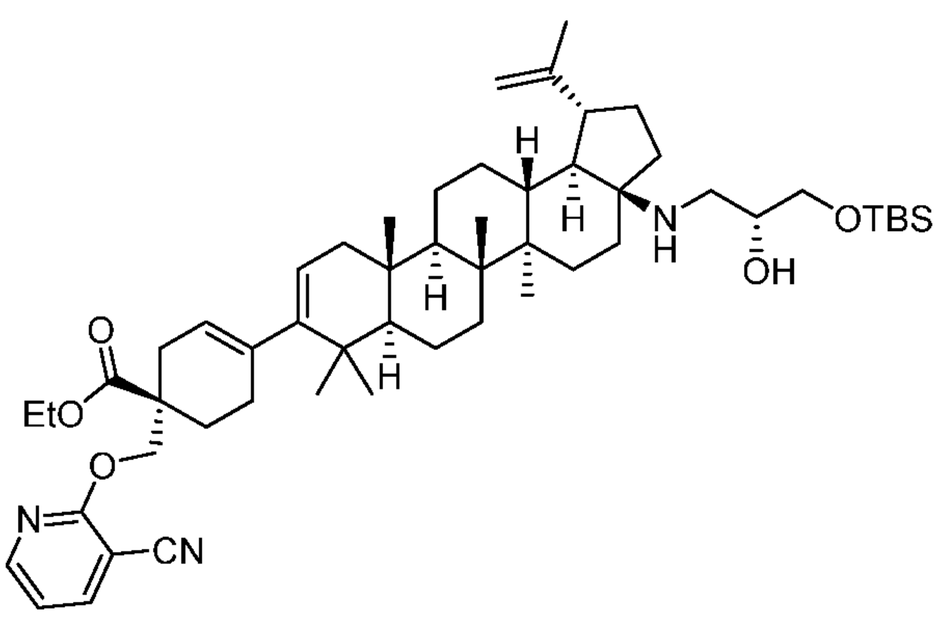

To a solution of (R)-ethyl 4-((1R,3aS,5aR,5bR,7aR,11aS,11bR,13aR,13bR)-3a-amino-5a,5b,8,8,11a-pentamethyl-1-(prop-1-en-2-yl)-2,3,3a,4,5,5a,5b,6,7,7a,8,11,11a,11b,12,13,13a,13b-octadecahydro-1H-cyclopenta[a]chrysen-9-yl)-1-(((3-cyanopyridin-2-yl)oxy)methyl)cyclohex-3-enecarboxylate (48.5 mg, 0.070 mmol) in acetonitrile (0.5 mL) and 1,4-dioxane (0.5 mL) was added tert-butyldimethylsilyl (R)-(-)-glycidyl ether (0.094 mL, 0.489 mmol) and the mixture was stirred at 100 °C overnight. After 19h, the reaction was allowed to cool to RT and was purified by reverse phase preparative HPLC using preparative HPLC method 8 and dried under vacuo to give (R)-ethyl 4-((1R,3aS,5aR,5bR,7aR,11aS,11bR,13aR,13bR)-3a-(((R)-3-((tert-butyldimethylsilyl)oxy)-2-hydroxypropyl)amino)-5a,5b,8,8,11a-pentamethyl-1-(prop-1-en-2-yl)-

2,3,3a,4,5,5a,5b,6,7,7a,8,11,11a,11b,12,13,13a,13b-octadecahydro-1H-cyclopenta[a]chrysen-9-yl)-1-(((3-cyanopyridin-2-yl)oxy)methyl)cyclohex-3-enecarboxylate, TFA (22.8 mg, 0.023 mmol, 32.7 % yield, 53.5% yield based on recovered starting material) and recovered starting material (21.9 mg), both as clear glass solid. LCMS: m/z 882.4 ($M+H^+$), retention time 1.849 min (LCMS Method 16).

Step 5. To a solution of (R)-ethyl 4-((1R,3aS,5aR,5bR,7aR,11aS,11bR,13aR,13bR)-3a-(((R)-3-((tert-butyldimethylsilyl)oxy)-2-hydroxypropyl)amino)-5a,5b,8,8,11a-pentamethyl-1-(prop-1-en-2-yl)-2,3,3a,4,5,5a,5b,6,7,7a,8,11,11a,11b,12,13,13a,13b-octadecahydro-1H-cyclopenta[a]chrysen-9-yl)-1-(((3-cyanopyridin-2-yl)oxy)methyl)cyclohex-3-enecarboxylate, TFA (22.8 mg, 0.023 mmol) in 2-Me-THF (1 mL) and H_2O (0.3 mL) was added a solution of tetrabutylammonium hydroxide (0.105 mL, 0.160 mmol) and the mixture was stirred at RT for 4h but LC/MS showed no reaction. The reaction was then stirred at 50 °C. After 14 h, LC/MS showed approximately 60% of starting material remained; thus the mixture was stirred at 50°C for another night. After 40 h, the reaction mixture was purified by reverse phase preparative HPLC using preparative HPLC method 8 and product fractions were dried *in vacuo* to give two products, both as glass solids.

Example A8 was the first of the two isolated products to elute from the preparative HPLC column: (R)-1-(((3-carbamoylpyridin-2-yl)oxy)methyl)-4-((1R,3aS,5aR,5bR,7aR,11aS,11bR,13aR,13bR)-3a-(((R)-2,3-dihydroxypropyl)amino)-5a,5b,8,8,11a-pentamethyl-1-(prop-1-en-2-yl)-2,3,3a,4,5,5a,5b,6,7,7a,8,11,11a,11b,12,13,13a,13b-octadecahydro-1H-cyclopenta[a]chrysen-9-yl)cyclohex-3-enecarboxylic acid, TFA (4.0 mg, 4.36 μmol, 19.04 % yield). LCMS: m/z 758.7 ($M+H^+$), retention time 1.219 min (LCMS Method 16). ^{1}H NMR (400MHz, *1:1 $CDCl_3$:METHANOL-d_4*) δ 8.47 - 8.36 (m, 1H), 8.25 (d, *J*=3.2 Hz, 1H), 7.08 (dd, *J*=7.6, 4.9 Hz, 1H), 5.34 (br. s., 1H), 5.19 (d, *J*=4.9 Hz, 1H), 4.79 (s, 1H), 4.71 (br. s., 1H), 4.06 - 3.90 (m, 1H), 3.66 (d, *J*=4.2 Hz, 2H), 3.23 - 3.11 (m, 1H), 3.03 - 2.92 (m, 1H), 2.80 - 2.61 (m, 2H), 2.48 - 1.90 (m, 10H), 1.84 (d, *J*=6.6 Hz, 1H), 1.71 (s, 4H), 1.69 - 1.21 (m, 15H), 1.15 (d, *J*=12.7 Hz, 1H), 1.08 (s, 3H), 1.05 (s, 3H), 0.96 (s, 3H), 0.92 (s, 3H), 0.86 (s, 3H).

Example A7 was the second of the two isolated products to elute from the preparative HPLC column: (R)-1-(((3-cyanopyridin-2-yl)oxy)methyl)-4-

((1R,3aS,5aR,5bR,7aR,11aS,11bR,13aR,13bR)-3a-(((R)-2,3-dihydroxypropyl)amino)-5a,5b,8,8,11a-pentamethyl-1-(prop-1-en-2-yl)-2,3,3a,4,5,5a,5b,6,7,7a,8,11,11a,11b,12,13,13a,13b-octadecahydro-1H-cyclopenta[a]chrysen-9-yl)cyclohex-3-enecarboxylic acid, TFA (6.5 mg, 7.46 μmol, 32.6 % yield). LCMS: m/z 740.6 ($M+H^+$), retention time 1.289 min (LCMS Method 16). ^1H NMR (400MHz, *1:1 $CDCl_3$:METHANOL-d_4*) δ 8.33 (dd, *J*=5.0, 1.8 Hz, 1H), 7.94 (dd, *J*=7.6, 1.7 Hz, 1H), 7.03 (dd, *J*=7.6, 5.1 Hz, 1H), 5.34 (br. s., 1H), 5.18 (d, *J*=4.9 Hz, 1H), 4.79 (s, 1H), 4.71 (s, 1H), 3.99 (dd, *J*=8.6, 3.9 Hz, 1H), 3.66 (d, *J*=4.2 Hz, 2H), 3.18 (dd, *J*=12.1, 3.5 Hz, 1H), 2.98 (dd, *J*=11.9, 8.9 Hz, 1H), 2.78 - 2.56 (m, 2H), 2.35 - 2.08 (m, 4H), 2.08 - 1.87 (m, 6H), 1.75 (br. s., 1H), 1.72 (s, 3H), 1.70 - 1.53 (m, 6H), 1.51 - 1.22 (m, 8H), 1.21 - 1.12 (m, 1H), 1.08 (s, 3H), 1.05 (s, 3H), 0.96 (s, 3H), 0.91 (s, 3H), 0.86 (s, 3H).

Example A9 and Example A10. Preparation of (R)-1-(((3-cyanopyridin-2-yl)oxy)methyl)-4-((1R,3aS,5aR,5bR,7aR,11aS,11bR,13aR,13bR)-3a-(((R)-2-hydroxy-3-methoxypropyl)amino)-5a,5b,8,8,11a-pentamethyl-1-(prop-1-en-2-yl)-2,3,3a,4,5,5a,5b,6,7,7a,8,11,11a,11b,12,13,13a,13b-octadecahydro-1H-cyclopenta[a]chrysen-9-yl)cyclohex-3-enecarboxylic acid (Example A9) and (R)-1-(((3-carbamoylpyridin-2-yl)oxy)methyl)-4-((1R,3aS,5aR,5bR,7aR,11aS,11bR,13aR,13bR)-3a-(((R)-2-hydroxy-3-methoxypropyl)amino)-5a,5b,8,8,11a-pentamethyl-1-(prop-1-en-2-yl)-2,3,3a,4,5,5a,5b,6,7,7a,8,11,11a,11b,12,13,13a,13b-octadecahydro-1H-cyclopenta[a]chrysen-9-yl)cyclohex-3-enecarboxylic acid (Example A10).

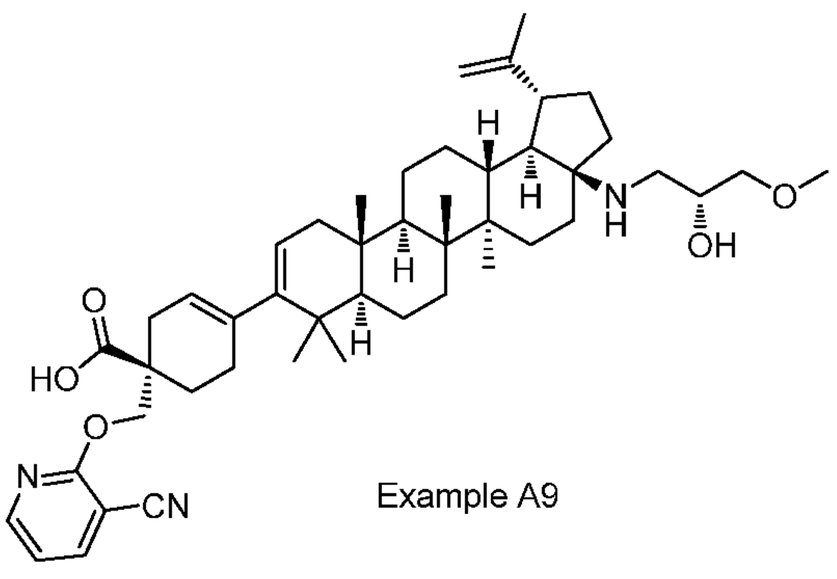

Example A9

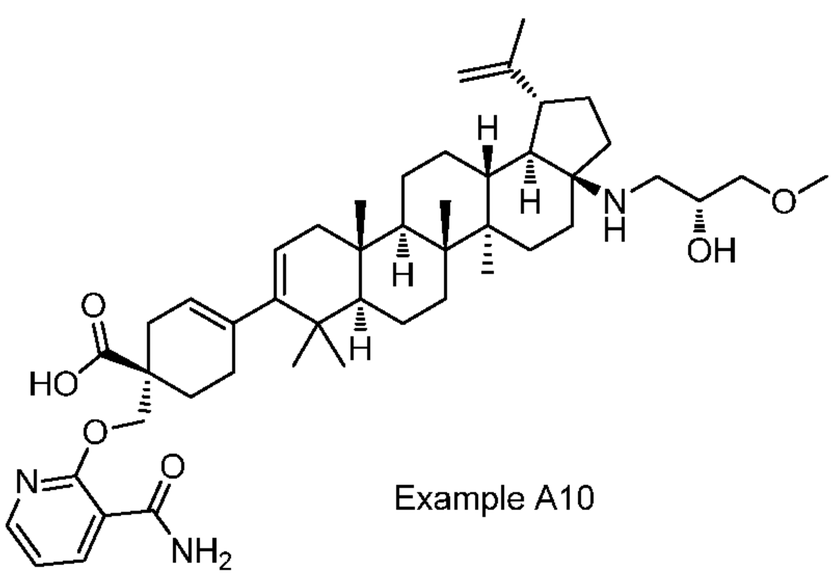

Example A10

The title compounds were prepared in 7.1% and 16.1% yield, respectively, from (R)-ethyl 4-((1R,3aS,5aR,5bR,7aR,11aS,11bR,13aR,13bR)-3a-amino-5a,5b,8,8,11a-pentamethyl-1-(prop-1-en-2-yl)-2,3,3a,4,5,5a,5b,6,7,7a,8,11,11a,11b,12,13,13a,13b-octadecahydro-1H-cyclopenta[a]chrysen-9-yl)-1-(((3-cyanopyridin-2-yl)oxy)methyl)cyclohex-3-enecarboxylate following the same procedure as described for the preparation of (R)-1-(((3-cyanopyridin-2-yl)oxy)methyl)-4-((1R,3aS,5aR,5bR,7aR,11aS,11bR,13aR,13bR)-3a-(((R)-2,3-dihydroxypropyl)amino)-5a,5b,8,8,11a-pentamethyl-1-(prop-1-en-2-yl)-2,3,3a,4,5,5a,5b,6,7,7a,8,11,11a,11b,12,13,13a,13b-octadecahydro-1H-cyclopenta[a]chrysen-9-yl)cyclohex-3-enecarboxylic acid, TFA and (R)-1-(((3-carbamoylpyridin-2-yl)oxy)methyl)-4-((1R,3aS,5aR,5bR,7aR,11aS,11bR,13aR,13bR)-3a-(((R)-2,3-dihydroxypropyl)amino)-5a,5b,8,8,11a-pentamethyl-1-(prop-1-en-2-yl)-2,3,3a,4,5,5a,5b,6,7,7a,8,11,11a,11b,12,13,13a,13b-octadecahydro-1H-cyclopenta[a]chrysen-9-yl)cyclohex-3-enecarboxylic acid, except (R)-(-)-methyl glycidyl ether was used instead of tert-butyldimethylsilyl (R)-(-)-glycidyl ether in Step 4.

Example A10 was the first of the two isolated products to elute from the preparative HPLC column: (R)-1-(((3-carbamoylpyridin-2-yl)oxy)methyl)-4-((1R,3aS,5aR,5bR,7aR,11aS,11bR,13aR,13bR)-3a-(((R)-2-hydroxy-3-methoxypropyl)amino)-5a,5b,8,8,11a-pentamethyl-1-(prop-1-en-2-yl)-2,3,3a,4,5,5a,5b,6,7,7a,8,11,11a,11b,12,13,13a,13b-octadecahydro-1H-cyclopenta[a]chrysen-9-yl)cyclohex-3-enecarboxylic acid (5.6 mg, 7.25 μmol, 16.13 % yield). LCMS: m/e 772.6 ($M+H^+$), 1.284 min (LCMS Method 16).

Example A9 was the second of the two isolated products to elute from the preparative HPLC column: (R)-1-(((3-cyanopyridin-2-yl)oxy)methyl)-4-((1R,3aS,5aR,5bR,7aR,11aS,11bR,13aR,13bR)-3a-(((R)-2-hydroxy-3-methoxypropyl)amino)-5a,5b,8,8,11a-pentamethyl-1-(prop-1-en-2-yl)-2,3,3a,4,5,5a,5b,6,7,7a,8,11,11a,11b,12,13,13a,13b-octadecahydro-1H-cyclopenta[a]chrysen-9-yl)cyclohex-3-enecarboxylic acid, TFA (2.9 mg, 3.17 μmol, 7.06 % yield). LCMS: m/z 754.6 ($M+H^+$), retention time 1.345 min (LCMS Method 16). ^1H NMR (400MHz, *1:1 $CDCl_3$:METHANOL-d_4*) δ 8.33 (dd, *J*=5.0, 1.8 Hz, 1H), 7.94 (dd, *J*=7.5, 1.8 Hz, 1H), 7.03 (dd, *J*=7.5, 5.0 Hz, 1H), 5.34 (br. s., 1H), 5.18 (d, *J*=4.4 Hz, 1H), 4.79 (s, 1H), 4.71 (s, 1H), 4.07 (dd, *J*=9.9, 4.0 Hz, 1H), 3.54 - 3.44 (m, 2H), 3.39 (s, 3H), 3.15 (dd, *J*=11.9, 3.3 Hz, 1H), 2.93 (t, *J*=11.1 Hz, 1H), 2.75 - 2.59 (m, 2H), 2.31 - 2.08 (m,

4H), 2.07 - 1.89 (m, 6H), 1.79 - 1.73 (m, 1H), 1.71 (s, 3H), 1.67 (br. s., 1H), 1.65 - 1.57 (m, 3H), 1.56 - 1.39 (m, 6H), 1.37 - 1.22 (m, 4H), 1.21 - 1.13 (m, 1H), 1.08 (s, 3H), 1.05 (s, 3H), 0.96 (s, 3H), 0.91 (s, 3H), 0.86 (s, 3H).

Example A11 and Example A12. Preparation of (R)-1-(((3-cyanopyridin-2-yl)oxy)methyl)-4-((1R,3aS,5aR,5bR,7aR,11aS,11bR,13aR,13bR)-3a-(((S)-2-hydroxy-3-methoxypropyl)amino)-5a,5b,8,8,11a-pentamethyl-1-(prop-1-en-2-yl)-2,3,3a,4,5,5a,5b,6,7,7a,8,11,11a,11b,12,13,13a,13b-octadecahydro-1H-cyclopenta[a]chrysen-9-yl)cyclohex-3-enecarboxylic acid, TFA (Example A11) and (R)-1-(((3-carbamoylpyridin-2-yl)oxy)methyl)-4-((1R,3aS,5aR,5bR,7aR,11aS,11bR,13aR,13bR)-3a-(((S)-2-hydroxy-3-methoxypropyl)amino)-5a,5b,8,8,11a-pentamethyl-1-(prop-1-en-2-yl)-2,3,3a,4,5,5a,5b,6,7,7a,8,11,11a,11b,12,13,13a,13b-octadecahydro-1H-cyclopenta[a]chrysen-9-yl)cyclohex-3-enecarboxylic acid, TFA (Example A12).

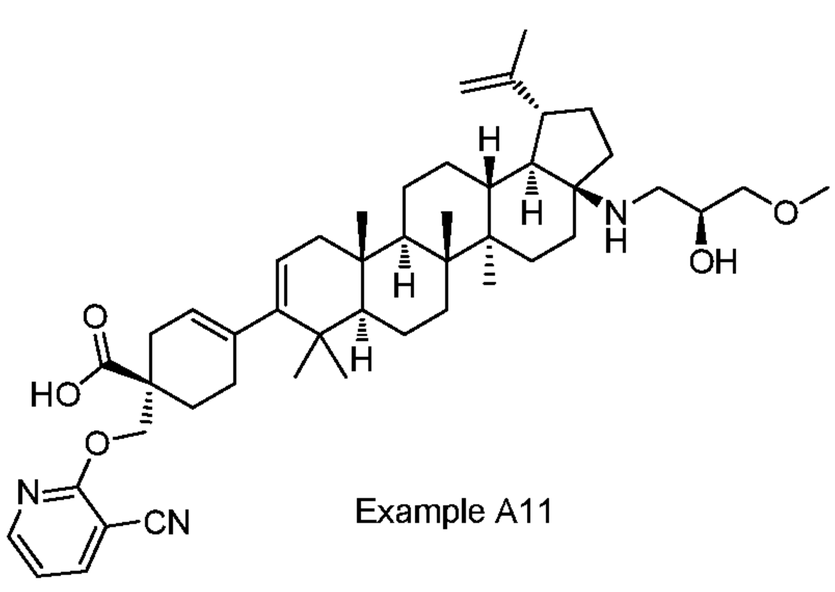

Example A11

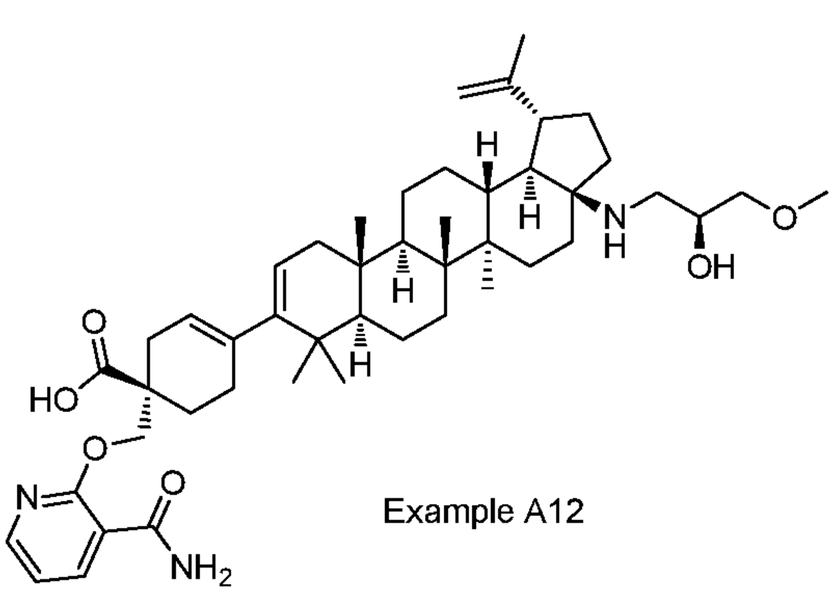

Example A12

The title compounds were prepared in 26.9% and 6.1% yield, respectively, from (R)-ethyl 4-((1R,3aS,5aR,5bR,7aR,11aS,11bR,13aR,13bR)-3a-amino-5a,5b,8,8,11a-pentamethyl-1-(prop-1-en-2-yl)-2,3,3a,4,5,5a,5b,6,7,7a,8,11,11a,11b,12,13,13a,13b-octadecahydro-1H-cyclopenta[a]chrysen-9-yl)-1-(((3-cyanopyridin-2-yl)oxy)methyl)cyclohex-3-enecarboxylate following the same procedure as described for the preparation of (R)-1-(((3-cyanopyridin-2-yl)oxy)methyl)-4-((1R,3aS,5aR,5bR,7aR,11aS,11bR,13aR,13bR)-3a-(((R)-2,3-dihydroxypropyl)amino)-5a,5b,8,8,11a-pentamethyl-1-(prop-1-en-2-yl)-2,3,3a,4,5,5a,5b,6,7,7a,8,11,11a,11b,12,13,13a,13b-octadecahydro-1H-

cyclopenta[a]chrysen-9-yl)cyclohex-3-enecarboxylic acid, TFA and (R)-1-(((3-carbamoylpyridin-2-yl)oxy)methyl)-4-((1R,3aS,5aR,5bR,7aR,11aS,11bR,13aR,13bR)-3a-(((R)-2,3-dihydroxypropyl)amino)-5a,5b,8,8,11a-pentamethyl-1-(prop-1-en-2-yl)-2,3,3a,4,5,5a,5b,6,7,7a,8,11,11a,11b,12,13,13a,13b-octadecahydro-1H-cyclopenta[a]chrysen-9-yl)cyclohex-3-enecarboxylic acid, except (S)-(+)-methyl glycidyl ether was used instead of tert-butyldimethylsilyl (R)-(-)-glycidyl ether in Step 4.

Example A12 was the first of the two isolated products to elute from the preparative HPLC column: (R)-1-(((3-carbamoylpyridin-2-yl)oxy)methyl)-4-((1R,3aS,5aR,5bR,7aR,11aS,11bR,13aR,13bR)-3a-(((S)-2-hydroxy-3-methoxypropyl)amino)-5a,5b,8,8,11a-pentamethyl-1-(prop-1-en-2-yl)-2,3,3a,4,5,5a,5b,6,7,7a,8,11,11a,11b,12,13,13a,13b-octadecahydro-1H-cyclopenta[a]chrysen-9-yl)cyclohex-3-enecarboxylic acid, TFA (2.2 mg, 2.359 μmol, 6.11 % yield). LCMS: m/z 772.6 ($M+H^+$), retention time 1.279 min (LCMS Method 16). ^{1}H NMR (400MHz, *1:1 $CDCl_3$:METHANOL-d_4*) δ 8.41 (dd, *J*=7.6, 2.0 Hz, 1H), 8.25 (dd, *J*=4.8, 2.1 Hz, 1H), 7.08 (dd, *J*=7.6, 4.9 Hz, 1H), 5.35 (br. s., 1H), 5.19 (d, *J*=4.6 Hz, 1H), 4.80 (s, 1H), 4.73 (s, 1H), 4.11 (t, *J*=4.0 Hz, 1H), 3.69 - 3.63 (m, 1H), 3.61 - 3.55 (m, 1H), 3.44 (s, 3H), 3.27 - 3.20 (m, 1H), 3.19 - 3.12 (m, 1H), 2.72 (d, *J*=15.9 Hz, 1H), 2.63 - 2.52 (m, 1H), 2.26 (br. s., 1H), 2.22 - 2.08 (m, 4H), 2.07 - 1.95 (m, 4H), 1.88 - 1.74 (m, 3H), 1.72 (s, 3H), 1.70 - 1.62 (m, 2H), 1.62 - 1.41 (m, 8H), 1.41 - 1.22 (m, 4H), 1.16 (br. s., 1H), 1.09 (s, 3H), 1.05 (s, 3H), 0.96 (s, 3H), 0.92 (s, 3H), 0.87 (s, 3H).

Example A11 was the second of the two isolated products to elute from the preparative HPLC column: (R)-1-(((3-cyanopyridin-2-yl)oxy)methyl)-4-((1R,3aS,5aR,5bR,7aR,11aS,11bR,13aR,13bR)-3a-(((S)-2-hydroxy-3-methoxypropyl)amino)-5a,5b,8,8,11a-pentamethyl-1-(prop-1-en-2-yl)-2,3,3a,4,5,5a,5b,6,7,7a,8,11,11a,11b,12,13,13a,13b-octadecahydro-1H-cyclopenta[a]chrysen-9-yl)cyclohex-3-enecarboxylic acid, TFA (9.5 mg, 10.40 μmol, 26.9 % yield). LCMS: m/z 754.6 ($M+H^+$), retention time 1.347 min (LCMS Method 16). ^{1}H NMR (400MHz, *1:1 $CDCl_3$:METHANOL-d_4*) δ 8.33 (dd, *J*=5.1, 2.0 Hz, 1H), 7.94 (dd, *J*=7.6, 2.0 Hz, 1H), 7.03 (dd, *J*=7.6, 4.9 Hz, 1H), 5.34 (br. s., 1H), 5.18 (d, *J*=4.4 Hz, 1H), 4.80 (s, 1H), 4.73 (s, 1H), 4.11 (t, *J*=4.0 Hz, 1H), 3.70 - 3.54 (m, 2H), 3.44 (s, 3H), 3.27 - 3.20 (m, 1H), 3.19 - 3.12 (m, 1H), 2.64 (d, *J*=15.9 Hz, 1H), 2.60 - 2.51 (m, 1H), 2.20 (d, *J*=16.6 Hz, 3H), 2.11 - 1.89 (m, 7H), 1.82 - 1.74 (m, 2H), 1.72 (s, 3H), 1.70 - 1.63 (m,

2H), 1.63 - 1.22 (m, 12H), 1.20 - 1.11 (m, 1H), 1.09 (s, 3H), 1.05 (s, 2H), 0.96 (s, 3H), 0.92 (s, 3H), 0.87 (s, 3H). ^{13}C NMR (101MHz, *1:1 CDCl3:METHANOL-d4*) δ 178.3, 164.5, 152.27 - 152.01, 148.9, 147.7, 144.1, 139.7, 122.7, 121.9, 117.7, 112.5, 97.5, 78.5, 76.6, 72.6, 71.5, 65.1, 60.2, 53.8, 50.0, 46.8, 46.6, 45.3, 42.8, 41.4, 38.6, 38.3, 36.9, 34.2, 32.6, 31.1, 30.2, 30.1, 28.1, 27.4, 26.8, 25.9, 22.0, 21.7, 20.3, 19.2, 17.0, 16.0, 15.0.

Example A13 and Example A14 Preparation of (R)-1-(((3-cyanopyridin-2-yl)oxy)methyl)-4-((1R,3aS,5aR,5bR,7aR,11aS,11bR,13aR,13bR)-3a-(((R)-2,3-dihydroxy-2-methylpropyl)amino)-5a,5b,8,8,11a-pentamethyl-1-(prop-1-en-2-yl)-2,3,3a,4,5,5a,5b,6,7,7a,8,11,11a,11b,12,13,13a,13b-octadecahydro-1H-cyclopenta[a]chrysen-9-yl)cyclohex-3-enecarboxylic acid, TFA (Example A13) and (R)-1-(((3-carbamoylpyridin-2-yl)oxy)methyl)-4-((1R,3aS,5aR,5bR,7aR,11aS,11bR,13aR,13bR)-3a-(((R)-2,3-dihydroxy-2-methylpropyl)amino)-5a,5b,8,8,11a-pentamethyl-1-(prop-1-en-2-yl)-2,3,3a,4,5,5a,5b,6,7,7a,8,11,11a,11b,12,13,13a,13b-octadecahydro-1H-cyclopenta[a]chrysen-9-yl)cyclohex-3-enecarboxylic acid, TFA (Example A14).

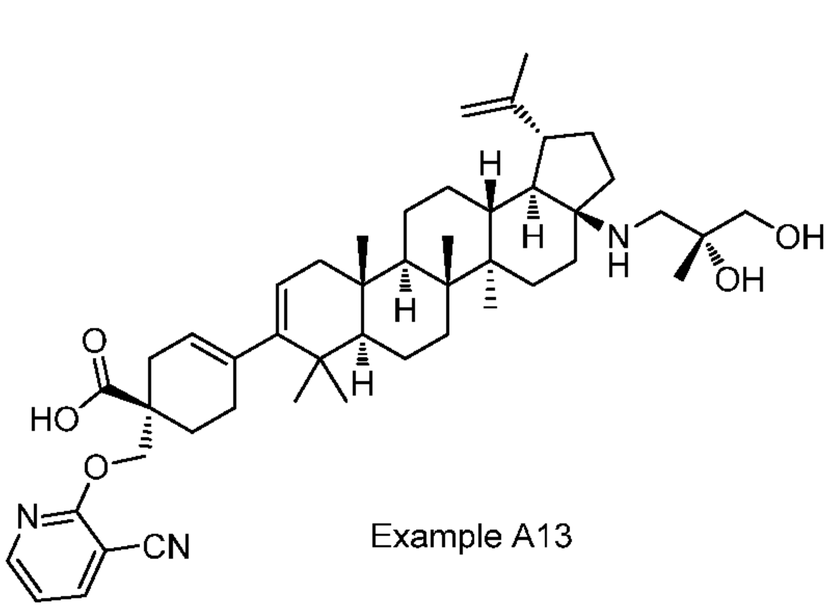

Example A13

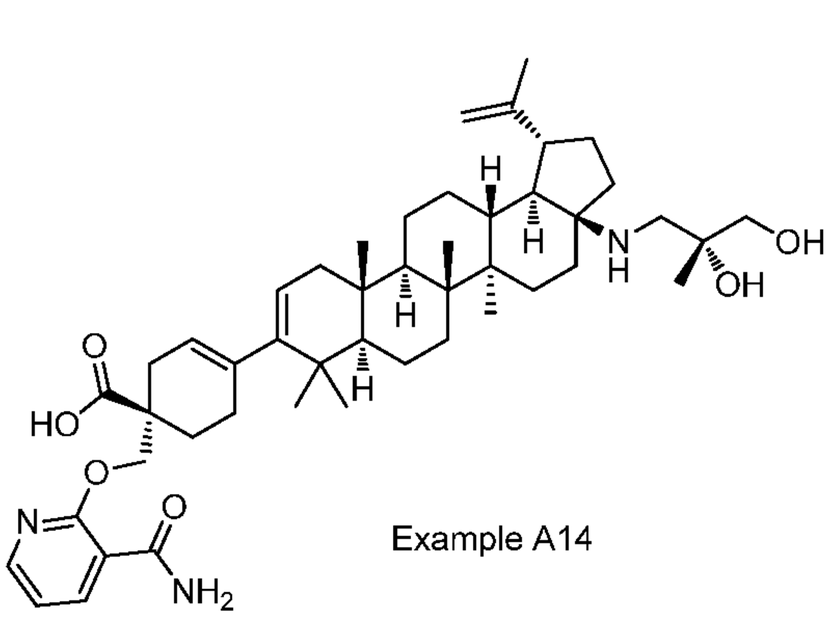

Example A14

The title compounds were prepared in 26.0% and 13.6% yield, respectively, from (R)-ethyl 4-((1R,3aS,5aR,5bR,7aR,11aS,11bR,13aR,13bR)-3a-amino-5a,5b,8,8,11a-pentamethyl-1-(prop-1-en-2-yl)-2,3,3a,4,5,5a,5b,6,7,7a,8,11,11a,11b,12,13,13a,13b-octadecahydro-1H-cyclopenta[a]chrysen-9-yl)-1-(((3-cyanopyridin-2-yl)oxy)methyl)cyclohex-3-enecarboxylate following the same procedure as described for the preparation of (R)-1-(((3-cyanopyridin-2-yl)oxy)methyl)-4-((1R,3aS,5aR,5bR,7aR,11aS,11bR,13aR,13bR)-3a-(((R)-2,3-dihydroxypropyl)amino)-

5a,5b,8,8,11a-pentamethyl-1-(prop-1-en-2-yl)-2,3,3a,4,5,5a,5b,6,7,7a,8,11,11a,11b,12,13,13a,13b-octadecahydro-1H-cyclopenta[a]chrysen-9-yl)cyclohex-3-enecarboxylic acid, TFA and (R)-1-(((3-carbamoylpyridin-2-yl)oxy)methyl)-4-((1R,3aS,5aR,5bR,7aR,11aS,11bR,13aR,13bR)-3a-(((R)-2,3-dihydroxypropyl)amino)-5a,5b,8,8,11a-pentamethyl-1-(prop-1-en-2-yl)-2,3,3a,4,5,5a,5b,6,7,7a,8,11,11a,11b,12,13,13a,13b-octadecahydro-1H-cyclopenta[a]chrysen-9-yl)cyclohex-3-enecarboxylic acid, except (2R)-(-)-2-methylglycidyl 4-notrobenzoate was used instead of tert-butyldimethylsilyl (R)-(-)-glycidyl ether in Step 4.

Example A14 was the first of the two isolated products to elute from the preparative HPLC column: (R)-1-(((3-carbamoylpyridin-2-yl)oxy)methyl)-4-((1R,3aS,5aR,5bR,7aR,11aS,11bR,13aR,13bR)-3a-(((R)-2,3-dihydroxy-2-methylpropyl)amino)-5a,5b,8,8,11a-pentamethyl-1-(prop-1-en-2-yl)-2,3,3a,4,5,5a,5b,6,7,7a,8,11,11a,11b,12,13,13a,13b-octadecahydro-1H-cyclopenta[a]chrysen-9-yl)cyclohex-3-enecarboxylic acid, TFA (4.8 mg, 5.91 μmol, 13.57 % yield). LCMS: m/z 772.6 ($M+H^+$), retention time 1.242 min (LCMS Method 16). ^{1}H NMR (400MHz, *1:1 $CDCl_3$:METHANOL-d_4*) δ 8.41 (dd, *J*=7.6, 2.0 Hz, 1H), 8.25 (dd, *J*=4.9, 2.0 Hz, 1H), 7.08 (dd, *J*=7.6, 4.9 Hz, 1H), 5.34 (br. s., 1H), 5.19 (d, *J*=4.6 Hz, 1H), 4.81 (s, 1H), 4.73 (s, 1H), 3.69 (s, 2H), 2.97 (d, *J*=12.2 Hz, 1H), 2.79 - 2.68 (m, 1H), 2.68 - 2.59 (m, 1H), 2.34 - 2.23 (m, 1H), 2.22 - 2.08 (m, 3H), 2.08 - 1.95 (m, 4H), 1.90 - 1.80 (m, 1H), 1.79 - 1.74 (m, 1H), 1.73 (s, 3H), 1.71 - 1.66 (m, 1H), 1.66 - 1.53 (m, 4H), 1.52 - 1.33 (m, 6H), 1.30 (br. s., 2H), 1.23 (s, 3H), 1.20 - 1.09 (m, 2H), 1.06 (s, 3H), 1.04 (s, 3H), 0.96 (s, 3H), 0.92 (s, 3H), 0.86 (s, 3H).

Example A13 was the second of the two isolated products to elute from the preparative HPLC column: (R)-1-(((3-cyanopyridin-2-yl)oxy)methyl)-4-((1R,3aS,5aR,5bR,7aR,11aS,11bR,13aR,13bR)-3a-(((R)-2,3-dihydroxy-2-methylpropyl)amino)-5a,5b,8,8,11a-pentamethyl-1-(prop-1-en-2-yl)-2,3,3a,4,5,5a,5b,6,7,7a,8,11,11a,11b,12,13,13a,13b-octadecahydro-1H-cyclopenta[a]chrysen-9-yl)cyclohex-3-enecarboxylic acid, TFA (8.7 mg, 0.011 mmol, 26.0 % yield). LCMS: m/z 754.6 ($M+H^+$), retention time 1.309 min (LCMS Method 16). ^{1}H NMR (400MHz, *1:1 $CDCl_3$:METHANOL-d_4*) δ 8.33 (dd, *J*=5.0, 1.8 Hz, 1H), 7.94 (dd, *J*=7.6, 2.0 Hz, 1H), 7.03 (dd, *J*=7.6, 5.1 Hz, 1H), 5.34 (br. s., 1H), 5.18 (d, *J*=4.4 Hz, 1H),

4.81 (s, 1H), 4.73 (s, 1H), 3.69 (s, 2H), 2.97 (d, *J*=12.0 Hz, 1H), 2.72 - 2.59 (m, 2H), 2.30 - 2.15 (m, 3H), 2.12 - 1.99 (m, 5H), 1.98 - 1.88 (m, 2H), 1.81 - 1.74 (m, 1H), 1.73 (s, 3H), 1.71 - 1.66 (m, 1H), 1.66 - 1.53 (m, 5H), 1.52 - 1.33 (m, 7H), 1.31 - 1.25 (m, 1H), 1.23 (s, 3H), 1.19 - 1.09 (m, 2H), 1.06 (s, 3H), 1.04 (s, 2H), 0.96 (s, 3H), 0.91 (s, 3H), 0.86 (s, 3H). ^{13}C NMR (101MHz, *1:1 CDCl3:METHANOL-d4*) δ 178.3, 164.5, 152.2, 148.9, 147.8, 144.1, 139.7, 122.7, 121.9, 117.7, 112.4, 97.5, 78.6, 72.2, 71.6, 71.5, 69.6, 53.8, 50.0, 46.3, 45.3, 42.9, 42.6, 41.4, 38.6, 38.3, 36.9, 34.2, 32.1, 31.1, 30.2, 30.08 - 30.04, 28.5, 28.1, 27.7, 26.9, 26.0, 23.5, 22.0, 21.7, 20.3, 19.4, 17.0, 16.0, 15.0.

Example A15 and Example A16. Preparation of (R)-4-((1R,3aS,5aR,5bR,7aR,11aS,11bR,13aR,13bR)-3a-(((R)-2-carboxy-2-hydroxyethyl)amino)-5a,5b,8,8,11a-pentamethyl-1-(prop-1-en-2-yl)-2,3,3a,4,5,5a,5b,6,7,7a,8,11,11a,11b,12,13,13a,13b-octadecahydro-1H-cyclopenta[a]chrysen-9-yl)-1-(((3-cyanopyridin-2-yl)oxy)methyl)cyclohex-3-enecarboxylic acid, TFA (Example A15) and 2-(((R)-1-carboxy-4-((1R,3aS,5aR,5bR,7aR,11aS,11bR,13aR,13bR)-3a-(((R)-2-carboxy-2-hydroxyethyl)amino)-5a,5b,8,8,11a-pentamethyl-1-(prop-1-en-2-yl)-2,3,3a,4,5,5a,5b,6,7,7a,8,11,11a,11b,12,13,13a,13b-octadecahydro-1H-cyclopenta[a]chrysen-9-yl)cyclohex-3-en-1-yl)methoxy)nicotinic acid, TFA (Example A16).

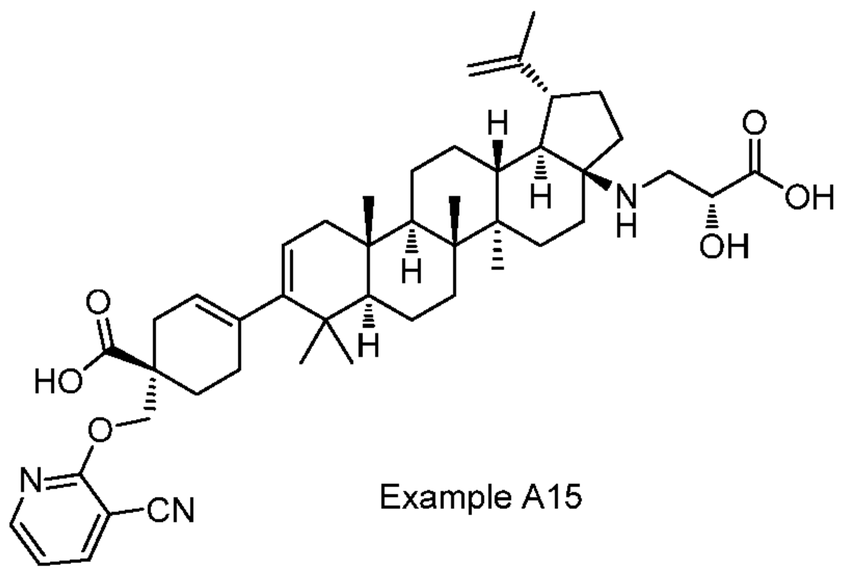

Example A15

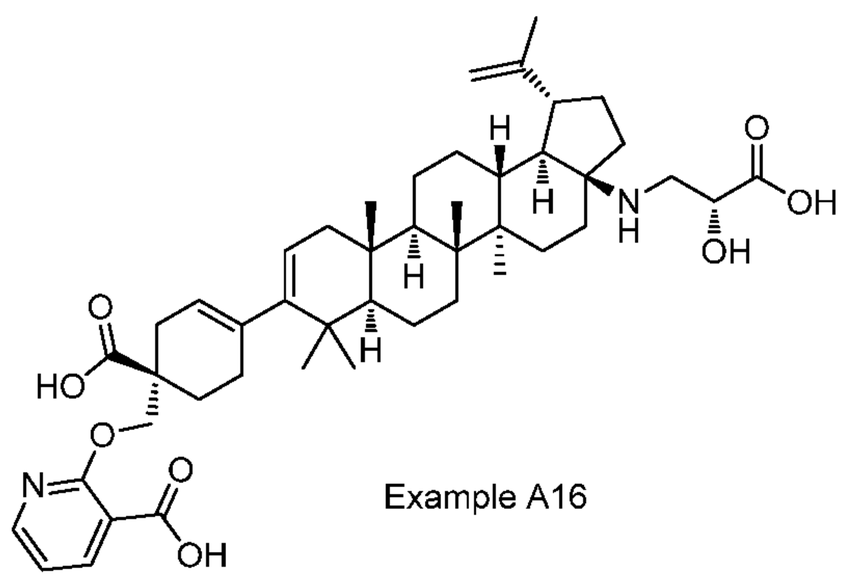

Example A16

The title compounds were prepared in 19.5% and 17.9% yield, respectively, from (R)-ethyl 4-((1R,3aS,5aR,5bR,7aR,11aS,11bR,13aR,13bR)-3a-amino-5a,5b,8,8,11a-pentamethyl-1-(prop-1-en-2-yl)-2,3,3a,4,5,5a,5b,6,7,7a,8,11,11a,11b,12,13,13a,13b-

octadecahydro-1H-cyclopenta[a]chrysen-9-yl)-1-(((3-cyanopyridin-2-yl)oxy)methyl)cyclohex-3-enecarboxylate following the same procedure as described for the preparation of (R)-1-(((3-cyanopyridin-2-yl)oxy)methyl)-4-((1R,3aS,5aR,5bR,7aR,11aS,11bR,13aR,13bR)-3a-(((R)-2,3-dihydroxypropyl)amino)-5a,5b,8,8,11a-pentamethyl-1-(prop-1-en-2-yl)-2,3,3a,4,5,5a,5b,6,7,7a,8,11,11a,11b,12,13,13a,13b-octadecahydro-1H-cyclopenta[a]chrysen-9-yl)cyclohex-3-enecarboxylic acid, TFA and (R)-1-(((3-carbamoylpyridin-2-yl)oxy)methyl)-4-((1R,3aS,5aR,5bR,7aR,11aS,11bR,13aR,13bR)-3a-(((R)-2,3-dihydroxypropyl)amino)-5a,5b,8,8,11a-pentamethyl-1-(prop-1-en-2-yl)-2,3,3a,4,5,5a,5b,6,7,7a,8,11,11a,11b,12,13,13a,13b-octadecahydro-1H-cyclopenta[a]chrysen-9-yl)cyclohex-3-enecarboxylic acid, except (R)-methylglycidate was used instead of tert-butyldimethylsilyl (R)-(-)-glycidyl ether in Step 4.

Example A16 was the first of the two isolated products to elute from the preparative HPLC column: 2-(((R)-1-carboxy-4-((1R,3aS,5aR,5bR,7aR,11aS,11bR,13aR,13bR)-3a-(((R)-2-carboxy-2-hydroxyethyl)amino)-5a,5b,8,8,11a-pentamethyl-1-(prop-1-en-2-yl)-2,3,3a,4,5,5a,5b,6,7,7a,8,11,11a,11b,12,13,13a,13b-octadecahydro-1H-cyclopenta[a]chrysen-9-yl)cyclohex-3-en-1-yl)methoxy)nicotinic acid (6.0 mg, 7.37 μmol, 17.94 % yield). LCMS: m/z 773.5 ($M+H^+$), retention time 1.224 min (LCMS Method 16). ^{1}H NMR (400MHz, *1:1 $CDCl_3$:METHANOL-d_4*) δ 8.41 (dd, *J*=7.6, 2.0 Hz, 1H), 8.25 (dd, *J*=4.9, 2.0 Hz, 1H), 7.08 (dd, *J*=7.6, 4.9 Hz, 1H), 5.35 (br. s., 1H), 5.19 (d, *J*=4.6 Hz, 1H), 4.80 (s, 1H), 4.71 (s, 1H), 4.44 (dd, *J*=10.0, 4.2 Hz, 1H), 3.40 - 3.34 (m, 1H), 3.06 (t, *J*=11.0 Hz, 1H), 2.77 - 2.62 (m, 2H), 2.26 (br. s., 1H), 2.22 - 2.05 (m, 5H), 2.04 - 1.94 (m, 3H), 1.89 - 1.74 (m, 3H), 1.72 (s, 3H), 1.69 - 1.57 (m, 4H), 1.57 - 1.40 (m, 5H), 1.39 - 1.22 (m, 4H), 1.22 - 1.12 (m, 1H), 1.10 (s, 3H), 1.05 (s, 3H), 0.96 (s, 3H), 0.92 (s, 3H), 0.87 (s, 3H).

Example A15 was the second of the two isolated products to elute from the preparative HPLC column: (R)-4-((1R,3aS,5aR,5bR,7aR,11aS,11bR,13aR,13bR)-3a-(((R)-2-carboxy-2-hydroxyethyl)amino)-5a,5b,8,8,11a-pentamethyl-1-(prop-1-en-2-yl)-2,3,3a,4,5,5a,5b,6,7,7a,8,11,11a,11b,12,13,13a,13b-octadecahydro-1H-cyclopenta[a]chrysen-9-yl)-1-(((3-cyanopyridin-2-yl)oxy)methyl)cyclohex-3-enecarboxylic acid (6.3 mg, 8.02 μmol, 19.52 % yield). LCMS: m/z 754.6 ($M+H^+$), retention time 1.289 min (LCMS Method 16). ^{1}H NMR (400MHz, *1:1 $CDCl_3$:METHANOL-d_4*) δ 8.33 (dd, *J*=5.0, 1.8 Hz, 1H), 7.94 (dd, *J*=7.6, 2.0 Hz, 1H), 7.03

(dd, *J*=7.5, 5.0 Hz, 1H), 5.34 (br. s., 1H), 5.18 (d, *J*=4.4 Hz, 1H), 4.80 (s, 1H), 4.71 (s, 1H), 4.41 (d, *J*=5.4 Hz, 1H), 3.06 (t, *J*=10.8 Hz, 1H), 2.65 (d, *J*=19.1 Hz, 2H), 2.20 (d, *J*=15.9 Hz, 3H), 2.14 - 2.05 (m, 2H), 2.05 - 1.87 (m, 5H), 1.82 - 1.69 (m, 5H), 1.68 - 1.57 (m, 4H), 1.56 - 1.41 (m, 5H), 1.39 - 1.22 (m, 4H), 1.21 - 1.12 (m, 1H), 1.10 (s, 3H), 1.05 (s, 3H), 0.96 (s, 3H), 0.92 (s, 3H), 0.87 (s, 3H).

Example A17 and Example A18. Preparation of (R)-4-((1R,3aS,5aR,5bR,7aR,11aS,11bR,13aR,13bR)-3a-(((S)-2-carboxy-2-hydroxyethyl)amino)-5a,5b,8,8,11a-pentamethyl-1-(prop-1-en-2-yl)-2,3,3a,4,5,5a,5b,6,7,7a,8,11,11a,11b,12,13,13a,13b-octadecahydro-1H-cyclopenta[a]chrysen-9-yl)-1-(((3-cyanopyridin-2-yl)oxy)methyl)cyclohex-3-enecarboxylic acid, TFA (Example A17) and (R)-3-(((1R,3aS,5aR,5bR,7aR,11aS,11bR,13aR,13bR)-9-((S)-4-(((3-carbamoylpyridin-2-yl)oxy)methyl)-4-(ethoxycarbonyl)cyclohex-1-en-1-yl)-5a,5b,8,8,11a-pentamethyl-1-(prop-1-en-2-yl)-2,3,3a,4,5,5a,5b,6,7,7a,8,11,11a,11b,12,13,13a,13b-octadecahydro-1H-cyclopenta[a]chrysen-3a-yl)amino)-2-hydroxypropanoic acid, TFA (Example A18).

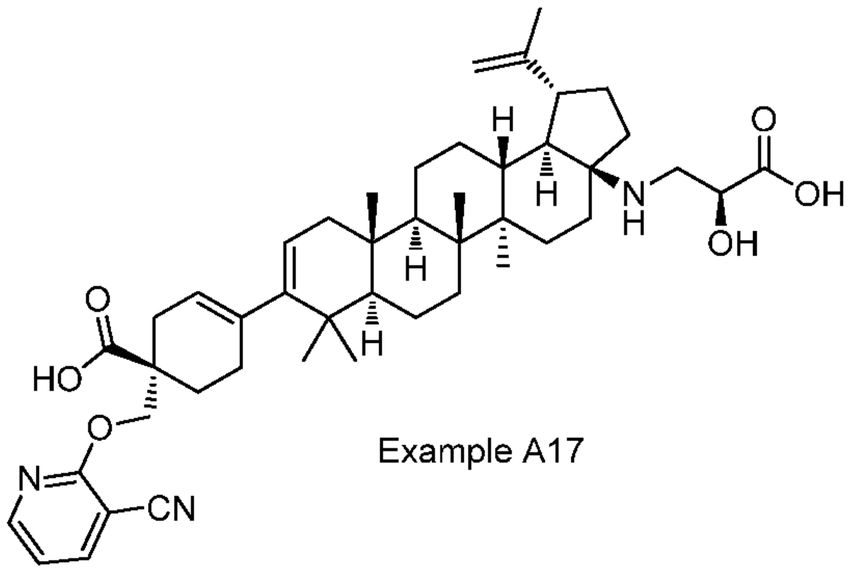

Example A17

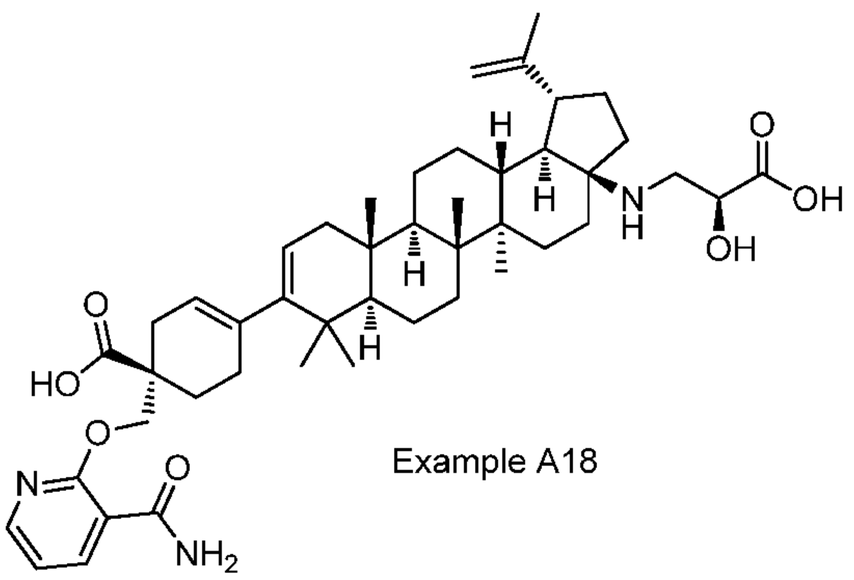

Example A18

The title compounds were prepared in 19.5% and 16.0% yield, respectively, from (R)-ethyl 4-((1R,3aS,5aR,5bR,7aR,11aS,11bR,13aR,13bR)-3a-amino-5a,5b,8,8,11a-pentamethyl-1-(prop-1-en-2-yl)-2,3,3a,4,5,5a,5b,6,7,7a,8,11,11a,11b,12,13,13a,13b-octadecahydro-1H-cyclopenta[a]chrysen-9-yl)-1-(((3-cyanopyridin-2-yl)oxy)methyl)cyclohex-3-enecarboxylate following the same procedure as described for the preparation of (R)-1-(((3-cyanopyridin-2-yl)oxy)methyl)-4-((1R,3aS,5aR,5bR,7aR,11aS,11bR,13aR,13bR)-3a-(((R)-2,3-dihydroxypropyl)amino)-5a,5b,8,8,11a-pentamethyl-1-(prop-1-en-2-yl)-

2,3,3a,4,5,5a,5b,6,7,7a,8,11,11a,11b,12,13,13a,13b-octadecahydro-1H-cyclopenta[a]chrysen-9-yl)cyclohex-3-enecarboxylic acid, TFA and (R)-1-(((3-carbamoylpyridin-2-yl)oxy)methyl)-4-((1R,3aS,5aR,5bR,7aR,11aS,11bR,13aR,13bR)-3a-(((R)-2,3-dihydroxypropyl)amino)-5a,5b,8,8,11a-pentamethyl-1-(prop-1-en-2-yl)-2,3,3a,4,5,5a,5b,6,7,7a,8,11,11a,11b,12,13,13a,13b-octadecahydro-1H-cyclopenta[a]chrysen-9-yl)cyclohex-3-enecarboxylic acid, except (S)-methylglycidate was used instead of tert-butyldimethylsilyl (R)-(-)-glycidyl ether in Step 4.

Example A18 was the first of the two isolated products to elute from the preparative HPLC column: (R)-3-(((1R,3aS,5aR,5bR,7aR,11aS,11bR,13aR,13bR)-9-((S)-4-(((3-carbamoylpyridin-2-yl)oxy)methyl)-4-(ethoxycarbonyl)cyclohex-1-en-1-yl)-5a,5b,8,8,11a-pentamethyl-1-(prop-1-en-2-yl)-2,3,3a,4,5,5a,5b,6,7,7a,8,11,11a,11b,12,13,13a,13b-octadecahydro-1H-cyclopenta[a]chrysen-3a-yl)amino)-2-hydroxypropanoic acid, TFA (5.7 mg, 6.11 μmol, 15.98 % yield). LCMS: m/z 772.7 ($M+H^+$), retention time 1.222 min (LCMS Method 16). ^{1}H NMR (400MHz, *1:1 $CDCl_3$:METHANOL-d_4*) δ 8.41 (dd, *J*=7.6, 2.0 Hz, 1H), 8.25 (dd, *J*=4.9, 2.0 Hz, 1H), 7.08 (dd, *J*=7.6, 4.9 Hz, 1H), 5.35 (br. s., 1H), 5.19 (d, *J*=4.6 Hz, 1H), 4.79 (s, 1H), 4.71 (s, 1H), 4.41 (t, *J*=6.6 Hz, 1H), 3.20 (d, *J*=6.4 Hz, 2H), 2.71 (d, *J*=13.4 Hz, 2H), 2.36 - 2.23 (m, 1H), 2.16 (d, *J*=14.9 Hz, 2H), 2.13 - 2.06 (m, 2H), 2.05 - 1.95 (m, 4H), 1.89 - 1.80 (m, 1H), 1.79 - 1.74 (m, 1H), 1.72 (s, 3H), 1.68 (br. s., 2H), 1.65 - 1.57 (m, 2H), 1.57 - 1.50 (m, 2H), 1.49 - 1.39 (m, 4H), 1.39 - 1.22 (m, 4H), 1.12 (s, 3H), 1.08 (d, *J*=9.5 Hz, 1H), 1.04 (s, 3H), 0.96 (s, 3H), 0.92 (s, 3H), 0.87 (s, 3H).

Example A17 was the second of the two isolated products to elute from the preparative HPLC column: (R)-4-((1R,3aS,5aR,5bR,7aR,11aS,11bR,13aR,13bR)-3a-(((S)-2-carboxy-2-hydroxyethyl)amino)-5a,5b,8,8,11a-pentamethyl-1-(prop-1-en-2-yl)-2,3,3a,4,5,5a,5b,6,7,7a,8,11,11a,11b,12,13,13a,13b-octadecahydro-1H-cyclopenta[a]chrysen-9-yl)-1-(((3-cyanopyridin-2-yl)oxy)methyl)cyclohex-3-enecarboxylic acid, TFA (6.8 mg, 7.44 μmol, 19.46 % yield). LCMS: m/z 754.6($M+H^+$), retention time 1.284 min (LCMS Method 16). ^{1}H NMR (400MHz, *1:1 $CDCl_3$:METHANOL-d_4*) δ 8.33 (dd, *J*=5.0, 1.8 Hz, 1H), 7.94 (dd, *J*=7.6, 2.0 Hz, 1H), 7.03 (dd, *J*=7.6, 5.1 Hz, 1H), 5.34 (br. s., 1H), 5.18 (d, *J*=4.6 Hz, 1H), 4.79 (br. s., 1H), 4.71 (br. s., 1H), 4.41 (br. s., 1H), 3.20 (d, *J*=5.1 Hz, 2H), 2.70 (br. s., 1H), 2.64 (d, *J*=18.8 Hz, 1H), 2.20 (d, *J*=16.1 Hz, 3H), 2.12 - 1.89 (m, 7H), 1.75 (br. s., 2H), 1.72 (s, 3H), 1.70 -

1.51 (m, 6H), 1.51 - 1.39 (m, 4H), 1.38 - 1.22 (m, 4H), 1.12 (s, 3H), 1.08 (d, *J*=9.0 Hz, 1H), 1.04 (s, 3H), 0.96 (s, 3H), 0.92 (s, 3H), 0.87 (s, 3H).

Example A19

Preparation of (1R)-4-((1R,3aS,5aR,5bR,7aR,11aS,11bR,13aR,13bR)-3a-((2-carboxy-2-hydroxypropyl)amino)-5a,5b,8,8,11a-pentamethyl-1-(prop-1-en-2-yl)-2,3,3a,4,5,5a,5b,6,7,7a,8,11,11a,11b,12,13,13a,13b-octadecahydro-1H-cyclopenta[a]chrysen-9-yl)-1-(((3-cyanopyridin-2-yl)oxy)methyl)cyclohex-3-enecarboxylic acid.

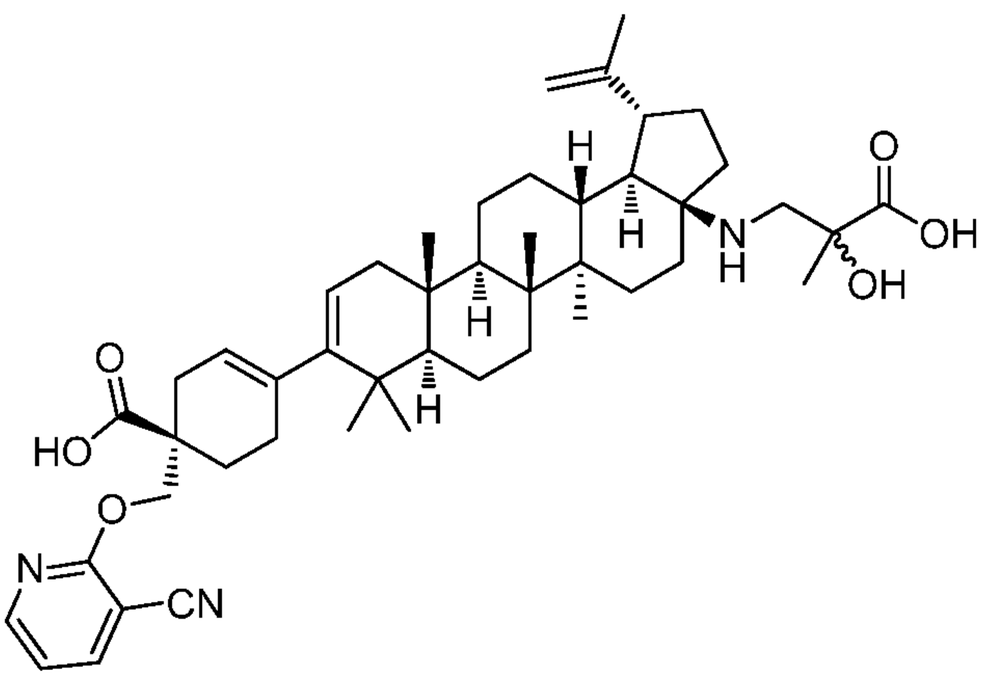

The title compound was prepared in 19.4% yield from (R)-ethyl 4-((1R,3aS,5aR,5bR,7aR,11aS,11bR,13aR,13bR)-3a-amino-5a,5b,8,8,11a-pentamethyl-1-(prop-1-en-2-yl)-2,3,3a,4,5,5a,5b,6,7,7a,8,11,11a,11b,12,13,13a,13b-octadecahydro-1H-cyclopenta[a]chrysen-9-yl)-1-(((3-cyanopyridin-2-yl)oxy)methyl)cyclohex-3-enecarboxylate following the same procedure as described for the preparation of (R)-1-(((3-cyanopyridin-2-yl)oxy)methyl)-4-((1R,3aS,5aR,5bR,7aR,11aS,11bR,13aR,13bR)-3a-(((R)-2,3-dihydroxypropyl)amino)-5a,5b,8,8,11a-pentamethyl-1-(prop-1-en-2-yl)-2,3,3a,4,5,5a,5b,6,7,7a,8,11,11a,11b,12,13,13a,13b-octadecahydro-1H-cyclopenta[a]chrysen-9-yl)cyclohex-3-enecarboxylic acid, TFA and (R)-1-(((3-carbamoylpyridin-2-yl)oxy)methyl)-4-((1R,3aS,5aR,5bR,7aR,11aS,11bR,13aR,13bR)-3a-(((R)-2,3-dihydroxypropyl)amino)-5a,5b,8,8,11a-pentamethyl-1-(prop-1-en-2-yl)-2,3,3a,4,5,5a,5b,6,7,7a,8,11,11a,11b,12,13,13a,13b-octadecahydro-1H-cyclopenta[a]chrysen-9-yl)cyclohex-3-enecarboxylic acid; except methyl 2-

methylglycidate was used instead of tert-butyldimethylsilyl (R)-(-)-glycidyl ether in Step 4. LCMS: m/z 768.5 ($M+H^+$), retention time 1.295 min (LCMS Method 16). ^1H NMR (400MHz, *1:1 $CDCl_3$:METHANOL-d_4*) δ 8.33 (dd, *J*=5.0, 1.8 Hz, 1H), 7.94 (dd, *J*=7.6, 2.0 Hz, 1H), 7.03 (dd, *J*=7.5, 5.0 Hz, 1H), 5.34 (br. s., 1H), 5.18 (d, *J*=4.6 Hz, 1H), 4.79 (br. s., 1H), 4.71 (br. s., 1H), 3.08 - 2.89 (m, 1H), 2.80 - 2.57 (m, 2H), 2.33 - 2.09 (m, 4H), 2.08 - 1.87 (m, 6H), 1.82 - 1.74 (m, 1H), 1.72 (s, 3H), 1.70 - 1.57 (m, 4H), 1.56 - 1.41 (m, 8H), 1.40 - 1.22 (m, 4H), 1.12 (s, 1H), 1.09 (br. s., 1.5H), 1.07 (br. s., 1.5H), 1.05 (s, 3H), 1.01 (s, 1H), 0.96 (s, 3H), 0.92 (s, 3H), 0.86 (br. s., 3H).

Preparation of 8-(4,4,5,5-tetramethyl-1,3,2-dioxaborolan-2-yl)-2-oxaspiro[4.5]dec-7-en-1-one.

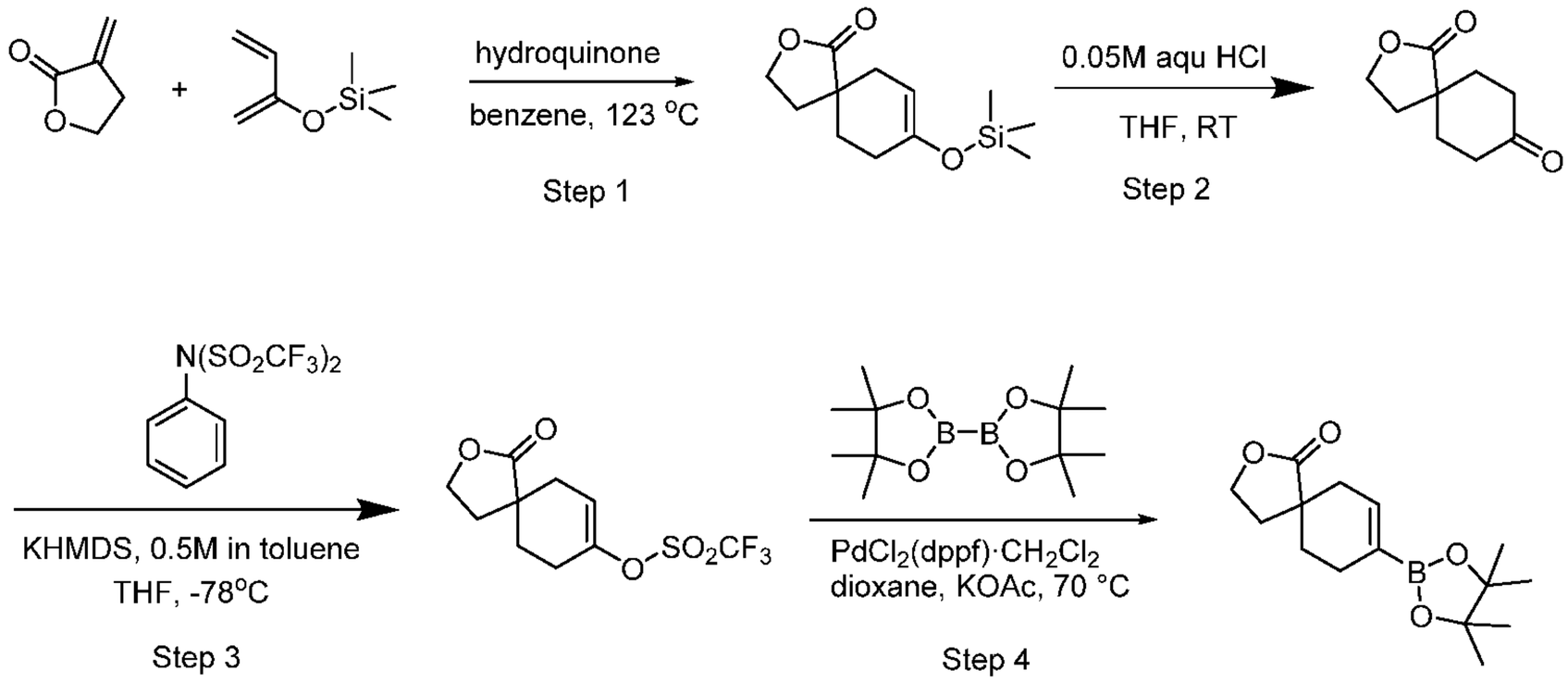

Step 1: Preparation of 8-((trimethylsilyl)oxy)-2-oxaspiro[4.5]dec-7-en-1-one.

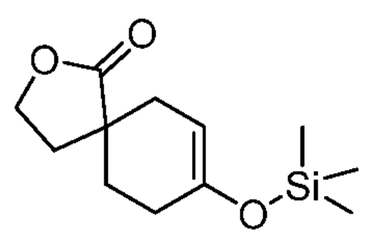

To a 350 mL Chemglass pressure vessel with threaded stopper was added 3-methylenedihydrofuran-2(3H)-one (4.31 g, 43.9 mmol) and (buta-1,3-dien-2-yloxy)trimethylsilane (7.50 g, 52.7 mmol) and benzene (100 mL). Hydroquinone (0.726 g, 6.59 mmol) was added, then the solution was flushed with nitrogen, sealed and heated

to 123 °C for 20 h. An additional 2.4 equivalents of (buta-1,3-dien-2-yloxy)trimethylsilane (15.0 g, 105.4 mmol) was then added to the vessel, and the mixture was heated to 123 °C for an additional 60 h. The mixture was concentrated in vacuo to give approximately 19 g of yellow oil. The crude mixture was loaded with minimum DCM and hexanes onto a hexanes preequilibrated Isco 330 g silica cartridge. Elution gradient 100% hexanes to 11:1 hexanes:EtOAc over 2 column volumes, then hold 11:1 hex:EtOAc for 3 column volumes, then gradient to 5:1 hex:EtAc over 2 column volumes, then hold 5:1 hex:EtOAc for 6 column volumes. Concentration of combined fractions containing the desired material provided the product as a white solid: 7.50 g (71.0 % yield). ^{1}H NMR (400MHz, CHLOROFORM-d) δ 4.85 (d, *J*=5.6 Hz, 1H), 4.40 - 4.23 (m, 2H), 2.47 (dd, *J*=16.6, 2.2 Hz, 1H), 2.19 - 2.10 (m, 4H), 2.06 (d, *J*=3.4 Hz, 1H), 2.04 - 1.99 (m, 1H), 1.75 - 1.65 (m, 1H), 0.22 (s, 9H).

Step 2. Preparation of 2-oxaspiro[4.5]decane-1,8-dione.

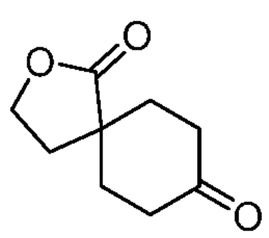

8-((trimethylsilyl)oxy)-2-oxaspiro[4.5]dec-7-en-1-one (7.50 g, 31.2 mmol) was combined with THF (100 mL) and hydrochloric acid, 0.05M aqueous (3.12 mL, 0.156 mmol). The mixture was stirred for 18 h at RT. The reaction mixture was then concentrated in vacuo to a residue. The residue was taken up in EtOAc (200 mL) and washed with saturated $NaHCO_3$ (50 mL) and with brine (50 mL). The organic phase was dried over anhydrous magnesium sulfate, filtered and concentrated in vacuo. The crude mixture was loaded in minimum DCM onto a hexanes preequilibrated Isco 330 g silica cartridge. Elution gradient 100% hexanes to 1:1 hexanes:EtOAc over 10 column volumes, hold 1:1 hexanes:EtOAc for 6 column volumes. Partial separation of the two materials was achieved. Like fractions were combined and set aside, and mixed fractions were rechromatographed in a similar manner. The desired material was the major product from the reaction and was the second of the two materials to elute from the silica column. The desired material was recovered as a white solid: 4.14 g (79.0 % yield). ^{1}H NMR

(400MHz, CHLOROFORM-d) δ 4.40 (t, *J*=7.1 Hz, 2H), 2.87 - 2.70 (m, 2H), 2.44 - 2.29 (m, 4H), 2.24 (ddd, *J*=13.6, 8.3, 5.5 Hz, 2H), 1.96 (dt, *J*=13.6, 6.5 Hz, 2H).

Step 3. Preparation of 1-oxo-2-oxaspiro[4.5]dec-7-en-8-yl trifluoromethanesulfonate.

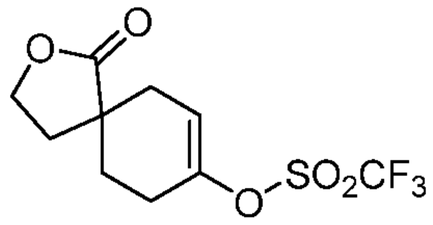

In a 250 mL round bottom flask fitted with magnetic stirrer and rubber septum were combined 2-oxaspiro[4.5]decane-1,8-dione (4.13 g, 24.6 mmol) and N,N-bis(trifluoromethylsulfonyl)aniline (10.1 g, 28.2 mmol) in anhydrous tetrahydrofuran (100 mL). The solution was cooled to -78 °C in a dry ice/acetone bath. To the cold solution was added dropwise potassium hexamethyldisilazide, 0.5M in toluene (56.5 mL, 28.2 mmol) over 15 min. The mixture was stirred at -78 °C for a total of 4 h when it was treated slowly with 100 mL of saturated aqueous ammonium chloride. The mixture was stirred at RT for 15 min and was concentrated in vacuo to remove most of the THF, then to the residue was added ethyl acetate (300 mL). The resulting mixture was shaken and phases were separated. The organic was washed with water (2 x 100 mL) and with brine (50mL). The organic was dried over anhydrous magnesium sulfate, filtered and concentrated in vacuo to give a crude yellow oil. The crude residue was loaded as an oil onto a hexanes preequilibrated Isco 220 g silica cartridge and the flask was rinsed with minimum DCM and this was added to the column as well. Elution gradient 100% hexanes to 3:1 hexanes:EtOAc over 3 column volumes, then hold 3:1 hex:EtOAc for 3 column volumes, then 2:1 hex:EtOAc for 3 column volumes. Like product fractions were combined and concentrated in vacuo to give the desired material as a slightly yellow oil: 6.44 g (87.0 % yield). ^{1}H NMR (400MHz, CHLOROFORM-d) δ 5.86 - 5.76 (m, 1H), 4.44 - 4.29 (m, 2H), 2.63 (dd, *J*=17.7, 2.8 Hz, 1H), 2.59 - 2.38 (m, 2H), 2.30 - 2.16 (m, 3H), 2.16 - 2.04 (m, 1H), 1.86 (dt, *J*=13.7, 2.9 Hz, 1H).

Step 4. In a 250 mL round bottom flask fitted with a reflux condenser were combined 1-oxo-2-oxaspiro[4.5]dec-7-en-8-yl trifluoromethanesulfonate (6.43 g, 21.4 mmol),

potassium acetate (5.25 g, 53.5 mmol), 4,4,4',4',5,5,5',5'-octamethyl-2,2'-bi(1,3,2-dioxaborolane) (5.71 g, 22.5 mmol) and $PdCl_2(dppf).CH_2Cl_2$ (0.529 g, 0.642 mmol) in dry 1,4-dioxane (100 mL). The mixture was flushed with nitrogen and heated to 70 °C for 5 h. The reaction mixture was concentrated in vacuo to approx. 25 mL total volume and was diluted with ethyl acetate (300 mL) and water (150 mL). The mixture was shaken and phases were separated. The organic was again washed with water (100 mL) and then with brine (100 mL). The organic phase was dried over anhydrous magnesium sulfate, filtered and concentrated in vacuo to a deep red residue. The crude mixture was dissolved in minimum DCM and loaded onto a hexanes preequilibrated Isco 220 g silica cartridge. Elution gradient 100% hexanes to 20% ethyl acetate in hexanes over 10 column volumes, then hold 20% ethyl acetate in hexanes for 6 column volumes, then gradient to 15% ethyl acetate in hexanes over 2 column volumes, then hold 25% ethyl acetate in hexanes for 6 column volumes. Product fractions were combined and concentrated in vacuo to give the desired material as a white foam solid = 4.94 g (83.0% yield). ^{1}H NMR (400MHz, CHLOROFORM-d) δ 6.60 - 6.49 (m, 1H), 4.39 - 4.22 (m, 2H), 2.50 (d, *J*=17.6 Hz, 1H), 2.40 (dd, *J*=18.1, 3.9 Hz, 1H), 2.21 - 2.01 (m, 4H), 1.85 (td, *J*=12.3, 5.5 Hz, 1H), 1.73 - 1.62 (m, 1H), 1.29 (s, 12H).

Example A20. Preparation of 4-((1R,3aS,5aR,5bR,7aR,11aS,11bR,13aR,13bR)-3a-((2-(1,1-dioxidothiomorpholino)ethyl)amino)-5a,5b,8,8,11a-pentamethyl-1-(prop-1-en-2-yl)-2,3,3a,4,5,5a,5b,6,7,7a,8,11,11a,11b,12,13,13a,13b-octadecahydro-1H-cyclopenta[a]chrysen-9-yl)-1-(2-(pyridin-2-yloxy)ethyl)cyclohex-3-ene-1-carboxylic acid.

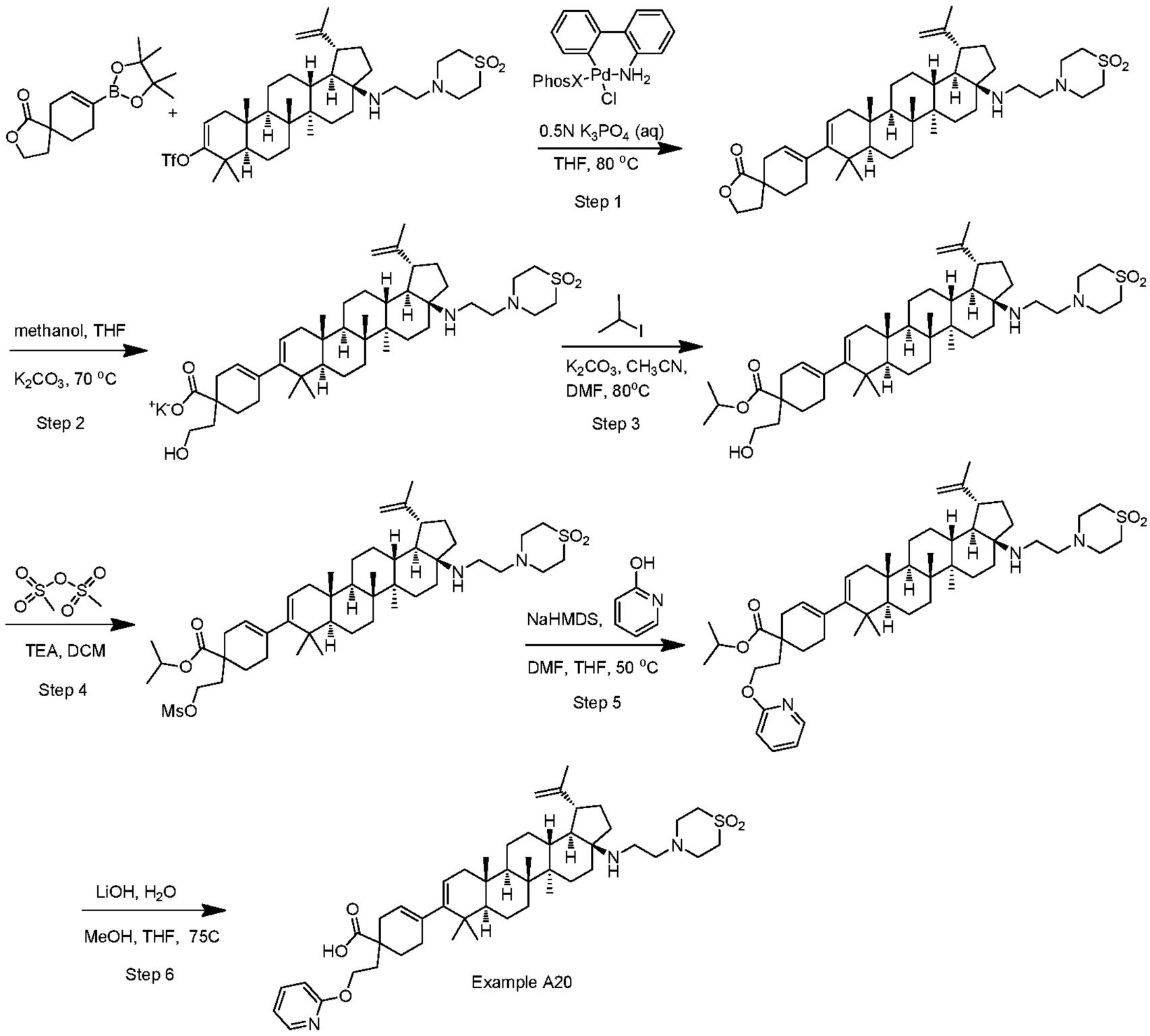

Step 1. Preparation of 8-((1R,3aS,5aR,5bR,7aR,11aS,11bR,13aR,13bR)-3a-((2-(1,1-dioxidothiomorpholino)ethyl)amino)-5a,5b,8,8,11a-pentamethyl-1-(prop-1-en-2-yl)-2,3,3a,4,5,5a,5b,6,7,7a,8,11,11a,11b,12,13,13a,13b-octadecahydro-1H-cyclopenta[a]chrysen-9-yl)-2-oxaspiro[4.5]dec-7-en-1-one.

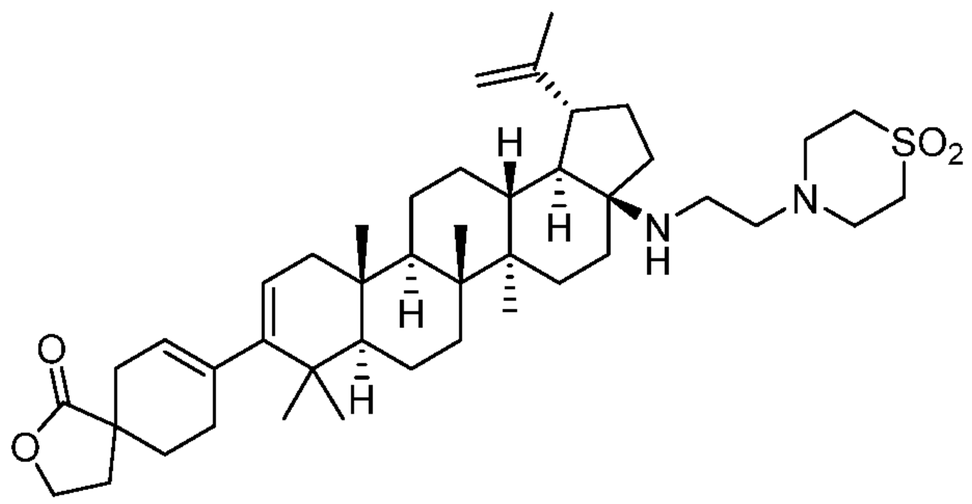

In a 150 mL Chemglass pressure vessel with magnetic stir bar were combined (1R,3aS,5aR,5bR,7aR,11aR,11bR,13aR,13bR)-3a-((2-(1,1-dioxidothiomorpholino)ethyl)amino)-5a,5b,8,8,11a-pentamethyl-1-(prop-1-en-2-yl)-2,3,3a,4,5,5a,5b,6,7,7a,8,11,11a,11b,12,13,13a,13b-octadecahydro-1H-cyclopenta[a]chrysen-9-yl trifluoromethanesulfonate (2.00 g, 2.78 mmol) with 8-(4,4,5,5-tetramethyl-1,3,2-dioxaborolan-2-yl)-2-oxaspiro[4.5]dec-7-en-1-one (0.851 g, 3.06 mmol) and Buchwald precatalyst 13 (0.131 g, 0.167 mmol). The vessel was sealed with a rubber septum. A needle was inserted into the septum and the vessel was iteratively evacuated and then purged with nitrogen in a vacuum oven at RT four times over a 15 min period. To the nitrogen purged reaction flask was added anhydrous THF (40 mL) and freshly prepared, nitrogen sparged aqueous 0.5 M K_3PO_4 (13.9 mL, 6.95 mmol) was added. The vessel was sealed and the resulting yellow solution was stirred at 80 °C for 20.5 h. The mixture darkened to a very deep green color after 30 min of heating, and after 20.5 h of heating a nearly colorless biphasic mixture was present. The mixture was diluted with EtOAc (150 mL) and washed with saturated aqueous sodium bicarbonate (50 mL x 2) and then with brine (50 mL). The combined aqueous layer was extracted with 2 x 100 mL of chloroform and the organic phases were combined, dried over anhydrous magnesium sulfate, filtered and concentrated to a slightly yellow foam solid. The crude yellow material was loaded in minimum DCM onto a hexanes preequilibrated Isco 80 g silica cartridge. Elution gradient 100% hexanes to 1:1 hexanes:EtOAc over 2 column volumes, hold 1:1 hexanes:EtOAc for 3 column volumes, then gradient 1:1 hexanes:EtOAc to 1:4 hex:EtOAc over 8 column volumes, then hold 1:4 hexanes:EtOAc for 10 column volumes. Product fractions were combined and concentrated in vacuo to give an off-white glassy solid: 1.63 g (81.0% yield). LCMS m/z = 721.6 ($M+H^+$), retention time 2.404 min (LCMS Method 17). ^{1}H NMR (400MHz, 1:1 mixture of CDCl3 and CD3OD, CD3OD lock) δ 5.41 - 5.30 (m, 1H), 5.22 (d, *J*=5.6 Hz, 1H), 4.70 (br. s., 1H), 4.42 - 4.27 (m, 2H), 3.19 - 2.97 (m, 8H), 2.78 - 2.53 (m, 4H), 2.52 - 2.32 (m, 2H), 2.29 - 2.10 (m, 4H), 2.04 - 1.75 (m, 6H), 1.69 (s, 4H), 1.66 - 1.54 (m, 4H), 1.53 (br. s., 1H), 1.45 (br. s., 4H), 1.40 - 1.32 (m, 2H), 1.32 - 1.13 (m, 5H), 1.10 (s, 6H), 1.04 (br. s., 1H), 0.99 (br. s., 5H), 0.95 (d, *J*=7.3 Hz, 3H), 0.88 (s, 3H).

Step 2. Preparation of potassium 4-((1R,3aS,5aR,5bR,7aR,11aS,11bR,13aR,13bR)-3a-((2-(1,1-dioxidothiomorpholino)ethyl)amino)-5a,5b,8,8,11a-pentamethyl-1-(prop-1-en-2-

yl)-2,3,3a,4,5,5a,5b,6,7,7a,8,11,11a,11b,12,13,13a,13b-octadecahydro-1H-cyclopenta[a]chrysen-9-yl)-1-(2-hydroxyethyl)cyclohex-3-ene-1-carboxylate.

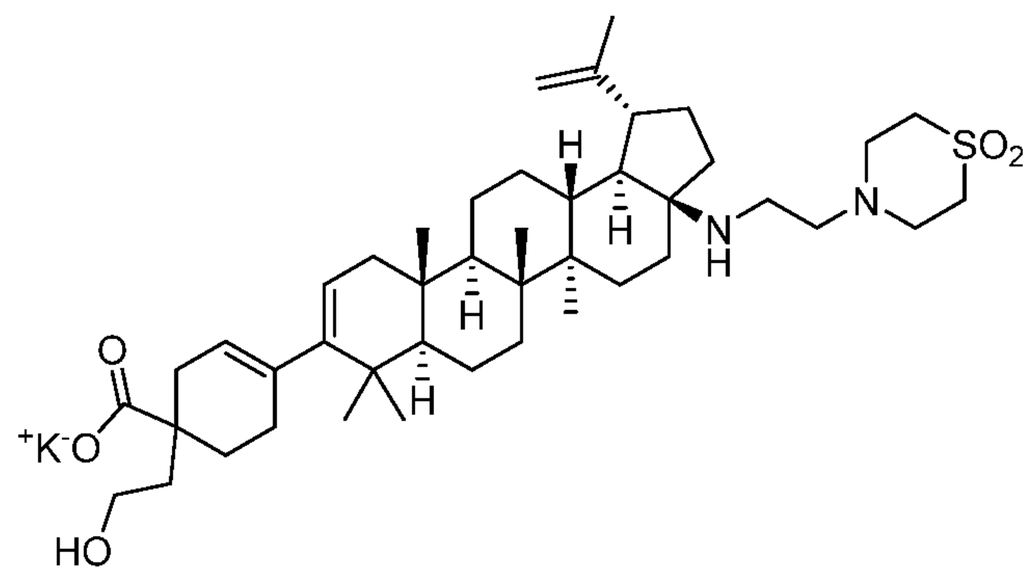

In a 250 mL round bottom flask fitted with a reflux condenser were combined 8-((1R,3aS,5aR,5bR,7aR,11aS,11bR,13aR,13bR)-3a-((2-(1,1-dioxidothiomorpholino)ethyl)amino)-5a,5b,8,8,11a-pentamethyl-1-(prop-1-en-2-yl)-2,3,3a,4,5,5a,5b,6,7,7a,8,11,11a,11b,12,13,13a,13b-octadecahydro-1H-cyclopenta[a]chrysen-9-yl)-2-oxaspiro[4.5]dec-7-en-1-one (1.61 g, 2.23 mmol) with potassium carbonate (1.54 g, 11.2 mmol) in a mixture of MeOH (20 mL) and THF (20 mL). The result was heated to 70°C in an oil bath for 2.5 h. Solvent was removed *in vacuo* to leave a solid brown residue which was carried into the next step without further manipulation. LCMS m/z = 739.5 ($M+H^+$), retention time 1.852 min (LCMS Method 18).

Step 3. Preparation of isopropyl 4-((1R,3aS,5aR,5bR,7aR,11aS,11bR,13aR,13bR)-3a-((2-(1,1-dioxidothiomorpholino)ethyl)amino)-5a,5b,8,8,11a-pentamethyl-1-(prop-1-en-2-yl)-2,3,3a,4,5,5a,5b,6,7,7a,8,11,11a,11b,12,13,13a,13b-octadecahydro-1H-cyclopenta[a]chrysen-9-yl)-1-(2-hydroxyethyl)cyclohex-3-ene-1-carboxylate.

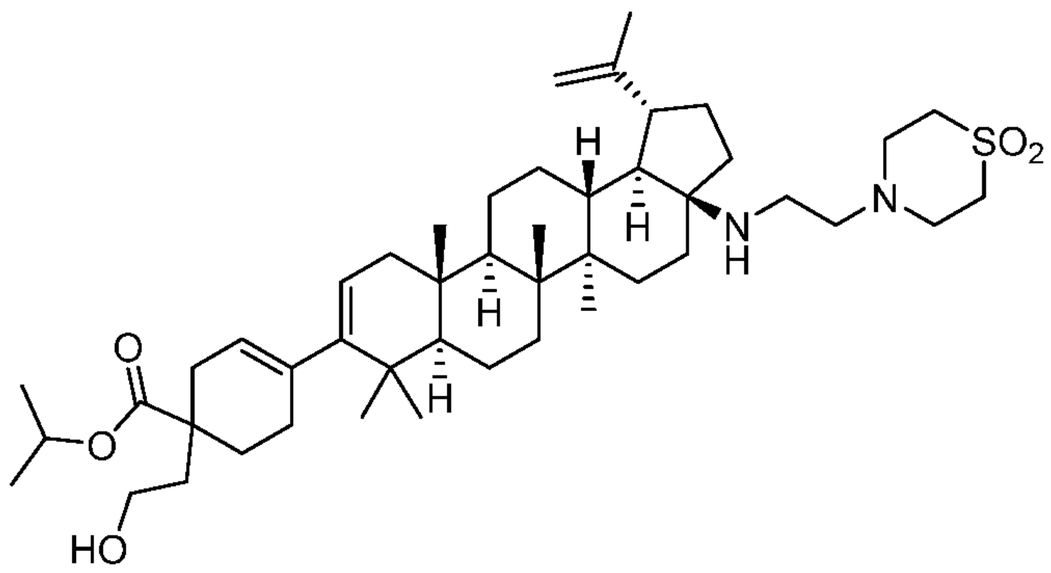

In a 250 mL round bottom flask fitted with a reflux condenser were combined the crude reaction mixture from Step 2 containing potassium 4-((1R,3aS,5aR,5bR,7aR,11aS,11bR,13aR,13bR)-3a-((2-(1,1-dioxidothiomorpholino)ethyl)amino)-5a,5b,8,8,11a-pentamethyl-1-(prop-1-en-2-yl)-2,3,3a,4,5,5a,5b,6,7,7a,8,11,11a,11b,12,13,13a,13b-octadecahydro-1H-cyclopenta[a]chrysen-9-yl)-1-(2-hydroxyethyl)cyclohex-3-enecarboxylate (1.73 g, 2.23 mmol) with potassium carbonate (1.543 g, 11.17 mmol) in a mixture of acetonitrile (20 mL) and DMF (20 mL). To the mixture was added 2-iodopropane (4.46 mL, 44.7 mmol). The resulting suspension was stirred at 80 °C for 2.5 h. The mixture was concentrated *in vacuo* to a residue. Ethyl acetate (120 mL) and water (100 mL) were added and the mixture was shaken and phases were separated. The organic phase was washed twice more with water (2 x 50 mL) and then with brine (20 mL). The slightly yellow organic was dried over anhydrous magnesium sulfate, filtered and concentrated *in vacuo* to a residue. The material was loaded in DCM onto an Isco 120 g silica gel cartridge which was preequilibrated with DCM. Elution gradient 100% DCM to 19:1 DCM:MeOH over 6 column volumes, hold 19:1 DCM:MeOH for 8 column volumes. The combined product fractions were concentrated *in vacuo* to a beige foam: 1.55 g (89% yield over 2 steps). LCMS m/z = 781.5 ($M+H^+$), retention time 2.873 min (LCMS Method 19). ^{1}H NMR (400MHz, CHLOROFORM-d) δ 5.34 (br. s., 1H), 5.18 (d, *J*=5.6 Hz, 1H), 5.04 (dt, *J*=12.4, 6.1 Hz, 1H), 4.73 (s, 1H), 4.61 (s, 1H), 3.73 (d, *J*=4.9 Hz, 1H), 3.16 - 2.97 (m, 7H), 2.75 - 2.54 (m, 4H), 2.54 - 2.42 (m, 1H), 2.28 - 2.16 (m, 1H), 2.13 (dd, *J*=12.1, 6.5 Hz, 1H), 2.07 - 1.91 (m, 4H), 1.89 - 1.75 (m, 4H), 1.71 (s, 3H), 1.70 - 1.62 (m, 2H), 1.62 - 1.49 (m, 5H), 1.49 - 1.39 (m, 4H), 1.39 - 1.29 (m, 3H), 1.29 - 1.22 (m, 7H), 1.22 - 1.11 (m, 2H), 1.08 (s, 6H), 1.01 - 0.95 (m, 6H), 0.94 - 0.90 (m, 3H), 0.88 (s, 3H).

Step 4. Preparation of isopropyl 4-((1R,3aS,5aR,5bR,7aR,11aS,11bR,13aR,13bR)-3a-((2-(1,1-dioxidothiomorpholino)ethyl)amino)-5a,5b,8,8,11a-pentamethyl-1-(prop-1-en-2-yl)-2,3,3a,4,5,5a,5b,6,7,7a,8,11,11a,11b,12,13,13a,13b-octadecahydro-1H-cyclopenta[a]chrysen-9-yl)-1-(2-((methylsulfonyl)oxy)ethyl)cyclohex-3-ene-1-carboxylate.

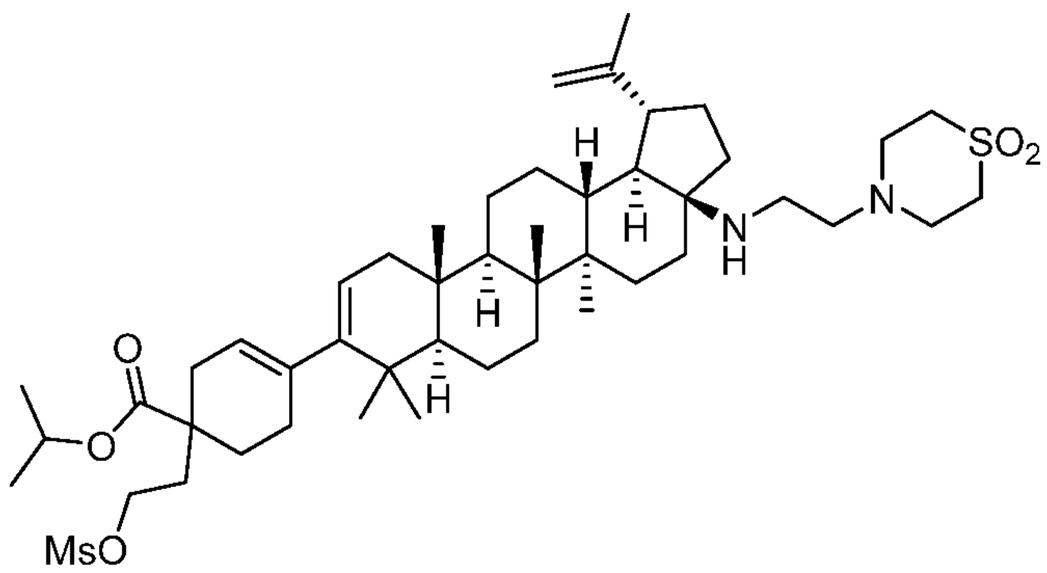

Isopropyl 4-((1R,3aS,5aR,5bR,7aR,11aS,11bR,13aR,13bR)-3a-((2-(1,1-dioxidothiomorpholino)ethyl)amino)-5a,5b,8,8,11a-pentamethyl-1-(prop-1-en-2-yl)-2,3,3a,4,5,5a,5b,6,7,7a,8,11,11a,11b,12,13,13a,13b-octadecahydro-1H-cyclopenta[a]chrysen-9-yl)-1-(2-hydroxyethyl)cyclohex-3-enecarboxylate (0.800 g, 1.02 mmol) was dissolved in a mixture of triethylamine (5 mL) and DCM (5 mL). The clear mixture was chilled in an ice bath and to it was slowly added a solution of methanesulfonic anhydride (0.446 g, 2.56 mmol) in DCM (3 mL). The colorless solution took on a slightly yellow color turning to deep orange and finally to brown over the course of the reaction. The brown mixture was stirred at 0 °C for 4 h and was then concentrated *in vacuo* to a residue without warming. The crude residue was diluted with EtOAc (100 mL) and washed with 5% aqueous $NaHCO_3$ (2 x 20 mL), water (20 mL) and brine (20 mL). The organic was dried over anhydrous magnesium sulfate, filtered and concentrated *in vacuo* to give a reddish/brown foam. The crude material was loaded in minimum DCM onto an 80 g Isco silica cartridge which was preequilibrated with hexanes. Elution gradient 100% hexanes to 3:2 hexanes:acetone over 3 column volumes, hold 3:2 hexanes:acetone for 10 column volumes. Desired product fractions were combined and concentrated *in vacuo* to give a yellow foam: 667 mg (76.0% yield). LCMS m/z = 859.6

(M+H$^+$), retention time 3.160 min (LCMS Method 19). ^{1}H NMR (400MHz, CHLOROFORM-d) δ 5.33 (br. s., 1H), 5.18 (d, *J*=5.4 Hz, 1H), 5.04 (dt, *J*=12.2, 6.3 Hz, 1H), 4.75 (br. s., 1H), 4.63 (br. s., 1H), 4.29 (t, *J*=7.0 Hz, 1H), 3.72 (t, *J*=6.5 Hz, 1H), 3.25 (s, 1H), 3.16 (s, 1H), 3.08 (br. s., 6H), 3.01 (s, 2H), 2.83 (s, 1H), 2.77 - 2.54 (m, 4H), 2.49 (br. s., 1H), 2.30 - 2.09 (m, 3H), 2.09 - 1.95 (m, 4H), 1.95 - 1.76 (m, 4H), 1.72 (br. s., 3H), 1.66 (dd, *J*=14.3, 7.2 Hz, 3H), 1.61 - 1.50 (m, 5H), 1.50 - 1.38 (m, 5H), 1.33 (t, *J*=13.1 Hz, 3H), 1.29 - 1.21 (m, 7H), 1.18 - 1.03 (m, 6H), 1.00 (br. s., 3H), 0.97 (d, *J*=7.3 Hz, 3H), 0.93 (d, *J*=5.4 Hz, 3H), 0.88 (s, 3H).

Step 5. Preparation of isopropyl 4-((1R,3aS,5aR,5bR,7aR,11aS,11bR,13aR,13bR)-3a-((2-(1,1-dioxidothiomorpholino)ethyl)amino)-5a,5b,8,8,11a-pentamethyl-1-(prop-1-en-2-yl)-2,3,3a,4,5,5a,5b,6,7,7a,8,11,11a,11b,12,13,13a,13b-octadecahydro-1H-cyclopenta[a]chrysen-9-yl)-1-(2-(pyridin-2-yloxy)ethyl)cyclohex-3-ene-1-carboxylate.

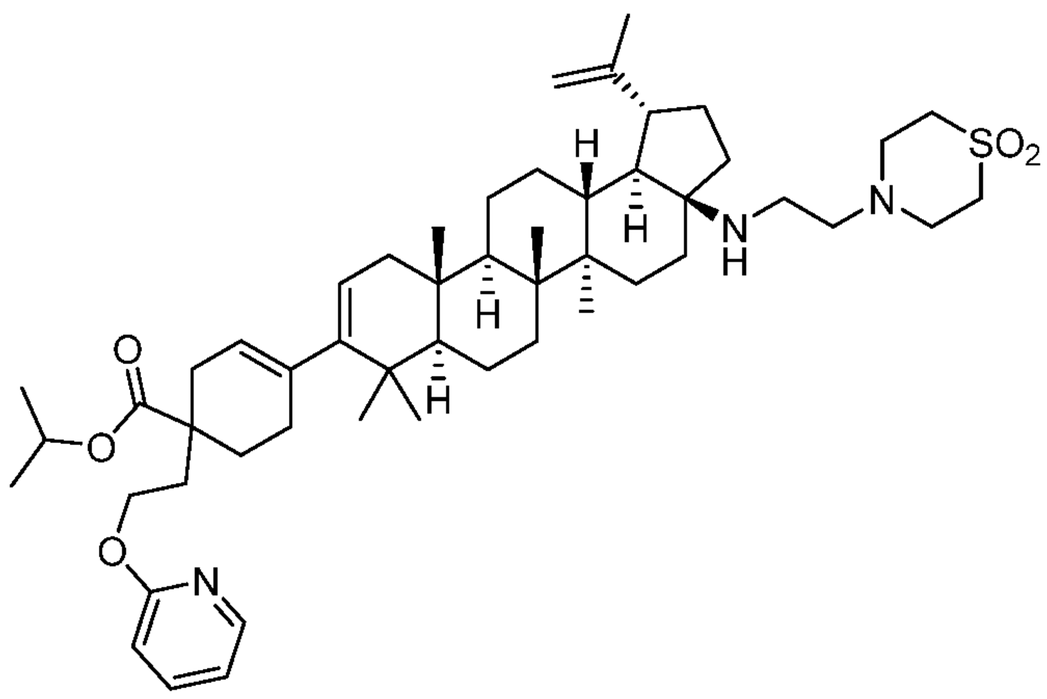

In a 1 dram vial with PTFE screwcap were combined pyridin-2-ol (0.0190 g, 0.204 mmol) and isopropyl 4-((1R,3aS,5aR,5bR,7aR,11aS,11bR,13aR,13bR)-3a-((2-(1,1-dioxidothiomorpholino)ethyl)amino)-5a,5b,8,8,11a-pentamethyl-1-(prop-1-en-2-yl)-2,3,3a,4,5,5a,5b,6,7,7a,8,11,11a,11b,12,13,13a,13b-octadecahydro-1H-cyclopenta[a]chrysen-9-yl)-1-(2-((methylsulfonyl)oxy)ethyl)cyclohex-3-enecarboxylate (0.0250 g, 0.0290 mmol) in anhydrous DMF (0.5 mL). To the mixture was added NaHMDS, 1.0M in THF (0.175 mL, 0.175 mmol) with stirring. The resulting slightly yellow mixture was heated to 50 °C and stirred for 3 d. The crude mixture was purified by reverse phase preparative HPLC (Preparative HPLC Method 6). Thus was isolated the

desired material (0.00940 g, 29.7 % yield) as a white solid TFA salt. LCMS m/z = 858.6 ($M+H^+$), retention time 1.627 min (LCMS Method 16).

Step 6. In a 1 dram vial with PTFE screwcap were combined isopropyl 4-((1R,3aS,5aR,5bR,7aR,11aS,11bR,13aR,13bR)-3a-((2-(1,1-dioxidothiomorpholino)ethyl)amino)-5a,5b,8,8,11a-pentamethyl-1-(prop-1-en-2-yl)-2,3,3a,4,5,5a,5b,6,7,7a,8,11,11a,11b,12,13,13a,13b-octadecahydro-1H-cyclopenta[a]chrysen-9-yl)-1-(2-(pyridin-2-yloxy)ethyl)cyclohex-3-enecarboxylate, TFA salt (0.00940 g, 8.65 μmol) with lithium hydroxide, 1.0M aqueous (0.087 mL, 0.087 mmol) and a mixture of THF (0.3 mL) and MeOH (0.3 mL). The resulting mixture was stirred at 75 °C for 48 h. The crude mixture was purified by reverse phase preparative HPLC (Preparative HPLC Method 6). The fraction containing the desired material was concentrated *in vacuo* to give the title compound as a white glassy solid (0.0035 g 33% yield). LCMS m/z = 816.5 ($M+H^+$), retention time 2.182 min (LCMS Method 17). ^1H NMR (400MHz, 1:1 mixture of CDCl3 and CD3OD, CD3OD lock) δ 8.07 (d, *J*=5.1 Hz, 1H), 7.65 - 7.59 (m, 1H), 6.90 (t, *J*=6.1 Hz, 1H), 6.74 (d, *J*=8.3 Hz, 1H), 5.33 (br. s., 1H), 5.18 (d, *J*=5.6 Hz, 1H), 4.80 (s, 1H), 4.72 (s, 1H), 4.34 (t, *J*=6.6 Hz, 2H), 3.24 (br. s., 3H), 3.21 - 3.13 (m, 3H), 3.12 - 2.96 (m, 4H), 2.84 - 2.72 (m, 1H), 2.60 (d, *J*=15.4 Hz, 1H), 2.26 - 1.96 (m, 10H), 1.87 - 1.70 (m, 6H), 1.69 - 1.59 (m, 3H), 1.57 (br. s., 2H), 1.53 - 1.43 (m, 5H), 1.40 (br. s., 1H), 1.39 - 1.22 (m, 2H), 1.15 (s, 3H), 1.11 (br. s., 1H), 1.08 (s, 3H), 1.04 - 0.99 (m, 1H), 0.97 (br. s., 3H), 0.93 (s, 3H), 0.90 (s, 3H).

Example A21. Preparation of 4-((1R,3aS,5aR,5bR,7aR,11aS,11bR,13aR,13bR)-3a-((2-(1,1-dioxidothiomorpholino)ethyl)amino)-5a,5b,8,8,11a-pentamethyl-1-(prop-1-en-2-yl)-2,3,3a,4,5,5a,5b,6,7,7a,8,11,11a,11b,12,13,13a,13b-octadecahydro-1H-cyclopenta[a]chrysen-9-yl)-1-(2-((5-methylisothiazol-3-yl)oxy)ethyl)cyclohex-3-ene-1-carboxylic acid.

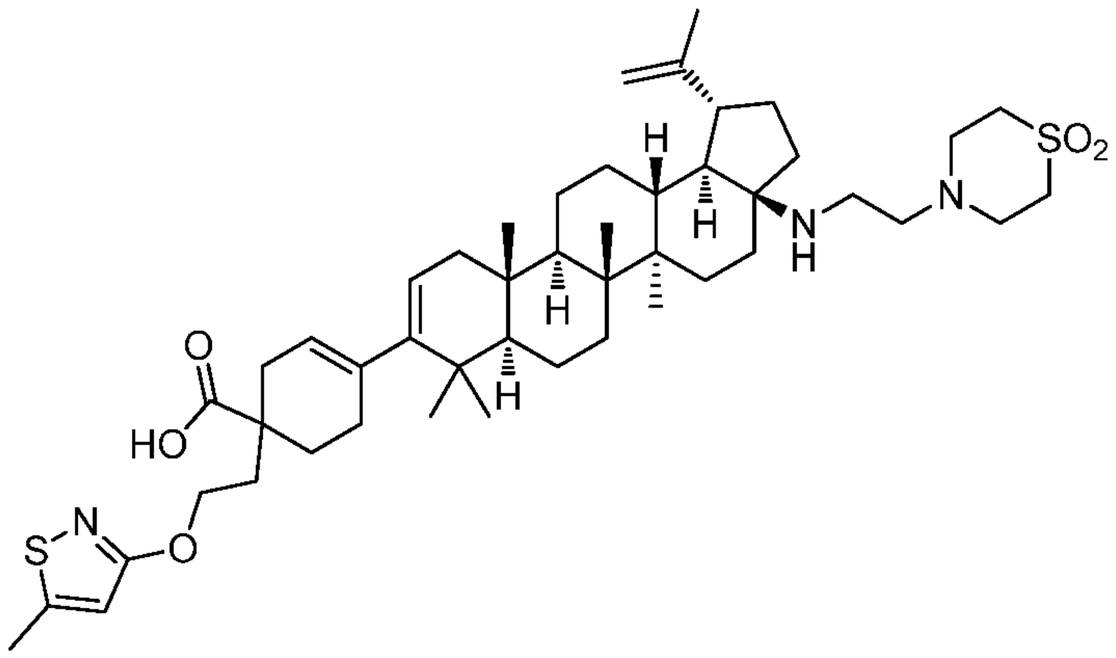

The title compound was obtained by the same procedures used in the preparation of 4-((1R,3aS,5aR,5bR,7aR,11aS,11bR,13aR,13bR)-3a-((2-(1,1-dioxidothiomorpholino)ethyl)amino)-5a,5b,8,8,11a-pentamethyl-1-(prop-1-en-2-yl)-2,3,3a,4,5,5a,5b,6,7,7a,8,11,11a,11b,12,13,13a,13b-octadecahydro-1H-cyclopenta[a]chrysen-9-yl)-1-(2-(pyridin-2-yloxy)ethyl)cyclohex-3-ene-1-carboxylic acid, except 5-methylisothiazol-3-ol (0.023 g, 0.204 mmol) was used in place of pyridin-2-ol in Step 5. Thus was obtained the title compound as a white glassy solid (0.0027 g, 8.3 % combined yield for Steps 5 and 6). LCMS m/z = 836.5 ($M+H^+$), retention time 2.394 min (LCMS Method 17). ^1H NMR (400MHz, 1:1 mixture of CDCl3 and CD3OD, CD3OD lock) δ 5.32 (br. s., 1H), 5.18 (d, *J*=5.4 Hz, 1H), 4.80 (s, 1H), 4.73 (s, 1H), 4.36 (t, *J*=6.6 Hz, 2H), 3.75 (t, *J*=6.0 Hz, 2H), 3.27 - 3.12 (m, 8H), 3.12 - 2.94 (m, 5H), 2.78 (td, *J*=10.8, 4.4 Hz, 1H), 2.58 (d, *J*=16.1 Hz, 1H), 2.25 - 1.95 (m, 11H), 1.92 - 1.70 (m, 8H), 1.70 - 1.59 (m, 3H), 1.59 - 1.39 (m, 9H), 1.39 - 1.24 (m, 3H), 1.22 (s, 1H), 1.18 - 1.04 (m, 7H), 0.97 (d, *J*=2.7 Hz, 3H), 0.92 (br. s., 3H), 0.90 (s, 3H).

Example A22. Preparation of 1-(2-((3-cyanopyridin-2-yl)oxy)ethyl)-4-((1R,3aS,5aR,5bR,7aR,11aS,11bR,13aR,13bR)-3a-((2-(1,1-dioxidothiomorpholino)ethyl)amino)-5a,5b,8,8,11a-pentamethyl-1-(prop-1-en-2-yl)-2,3,3a,4,5,5a,5b,6,7,7a,8,11,11a,11b,12,13,13a,13b-octadecahydro-1H-cyclopenta[a]chrysen-9-yl)cyclohex-3-ene-1-carboxylic acid.

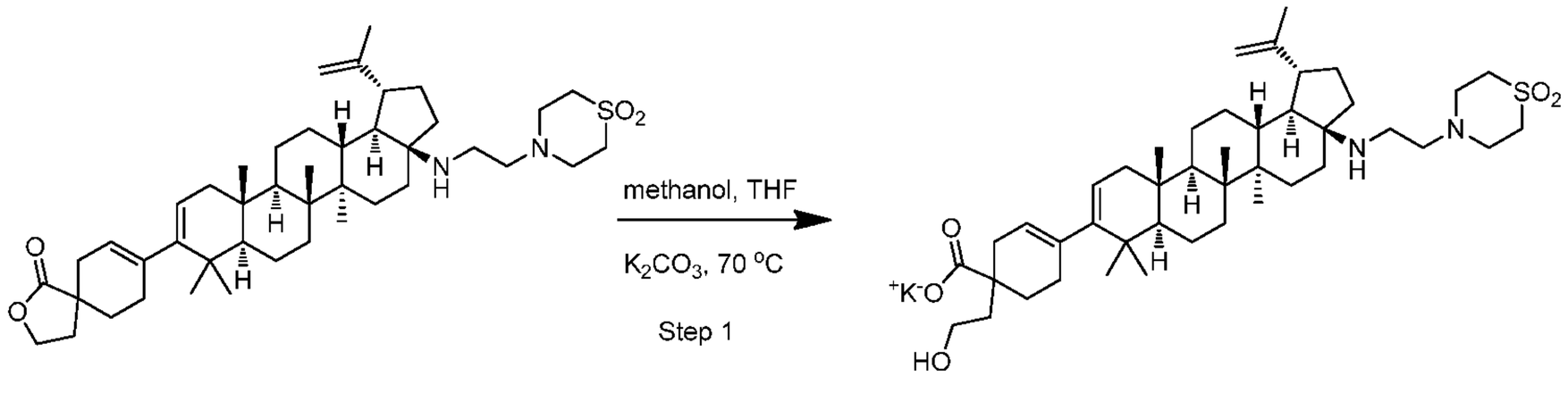

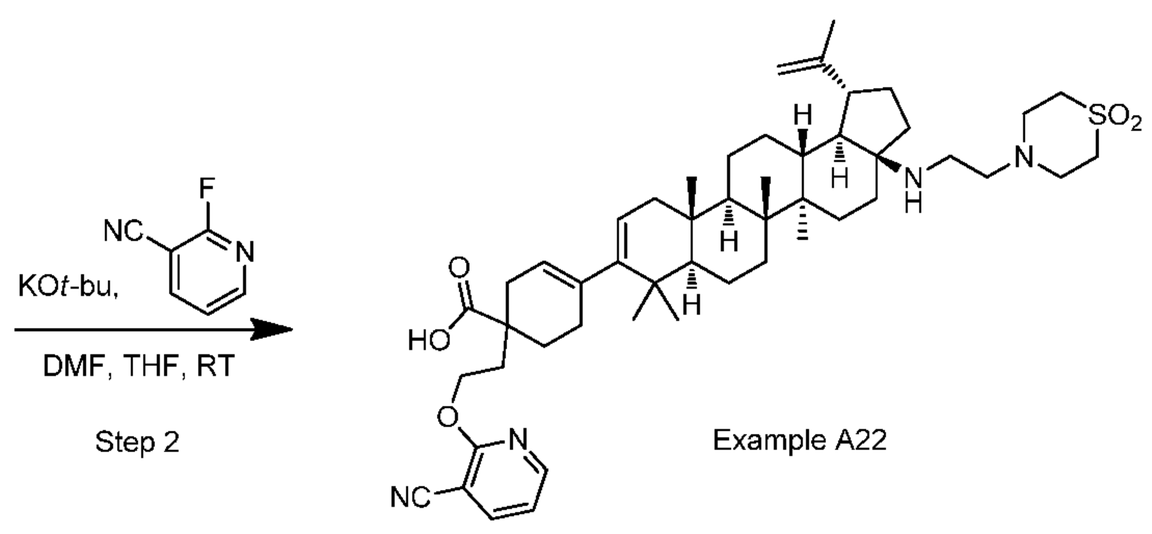

Step 1. Preparation of potassium 4-((1R,3aS,5aR,5bR,7aR,11aS,11bR,13aR,13bR)-3a-((2-(1,1-dioxidothiomorpholino)ethyl)amino)-5a,5b,8,8,11a-pentamethyl-1-(prop-1-en-2-yl)-2,3,3a,4,5,5a,5b,6,7,7a,8,11,11a,11b,12,13,13a,13b-octadecahydro-1H-cyclopenta[a]chrysen-9-yl)-1-(2-hydroxyethyl)cyclohex-3-ene-1-carboxylate.

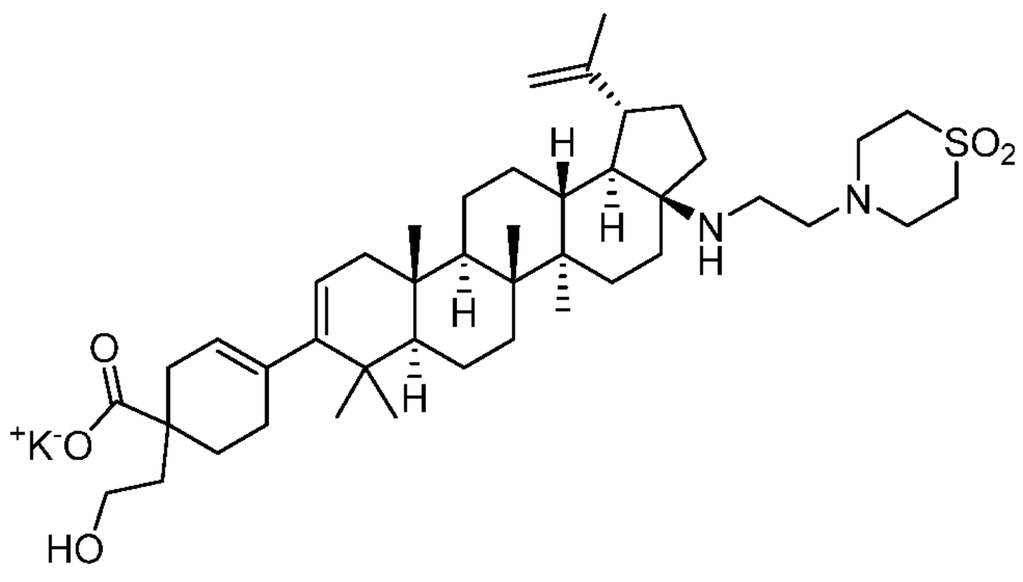

In a 50 mL round bottom flask fitted with a reflux condenser were combined 8-((1R,3aS,5aR,5bR,7aR,11aS,11bR,13aR,13bR)-3a-((2-(1,1-dioxidothiomorpholino)ethyl)amino)-5a,5b,8,8,11a-pentamethyl-1-(prop-1-en-2-yl)-2,3,3a,4,5,5a,5b,6,7,7a,8,11,11a,11b,12,13,13a,13b-octadecahydro-1H-cyclopenta[a]chrysen-9-yl)-2-oxaspiro[4.5]dec-7-en-1-one (0.700 g, 0.971 mmol) with

potassium carbonate (1.34 g, 9.71 mmol) in a mixture of MeOH (10 mL) and THF (15 mL). The result was heated to reflux in an 85 °C oil bath for 24 h. The mixture was allowed to cool to RT, then DCM was added and the result was filtered to remove white solids. Solvent was removed *in vacuo* and the residue was dried in a vacuum oven at 50 °C overnight to afford the desired material as a white powder (0.940 g, 125% yield). Mass recovery indicated that the material was approximately 80% pure with the remainder as excess potassium salts. This material was used directly in the next step without further purification. LCMS m/z = 739.5 ($M+H^+$), retention time 1.852 min (LCMS Method 17).

Step 2. To the crude powder product from Step 1 containing approx. 80% by weight potassium 4-((1R,3aS,5aR,5bR,7aR,11aS,11bR,13aR,13bR)-3a-((2-(1,1-dioxidothiomorpholino)ethyl)amino)-5a,5b,8,8,11a-pentamethyl-1-(prop-1-en-2-yl)-2,3,3a,4,5,5a,5b,6,7,7a,8,11,11a,11b,12,13,13a,13b-octadecahydro-1H-cyclopenta[a]chrysen-9-yl)-1-(2-hydroxyethyl)cyclohex-3-enecarboxylate (0.025 g, 0.026 mmol) was added 2-fluoronicotinonitrile (0.016 g, 0.129 mmol), anhydrous DMF (0.4 mL) and anhydrous THF (0.3 mL) to give a slightly cloudy yellow mixture. To the mixture was added potassium tert-butoxide, 1.0M in THF (0.103 mL, 0.103 mmol). The mixture was stirred at RT for 2 h, and then additional 6-fluoropicolinonitrile (0.032 g, 0.258 mmol) and potassium tert-butoxide, 1.0M in THF (0.206 mL, 0.206 mmol) and more DMF (0.2 mL) were added and the mixture was stirred for another 1 h. The crude mixture was purified by reverse phase preparative HPLC (Preparative HPLC Method 7). The title compound was thus obtained as a slightly yellow powder (0.0086 g, 25% yield) as a TFA salt. LCMS m/z = 841.6 ($M+H^+$), retention time 2.289 min (LCMS Method 17). ^{1}H NMR (400MHz, 1:1 mixture of CDCl3 and CD3OD, CD3OD lock) δ 8.34 (dd, *J*=4.2, 1.0 Hz, 1H), 7.94 (dd, *J*=8.1, 1.7 Hz, 1H), 7.03 (dd, *J*=7.1, 5.1 Hz, 1H), 5.40 - 5.28 (m, 1H), 5.17 (d, *J*=4.6 Hz, 1H), 4.80 (br. s., 1H), 4.71 (br. s., 1H), 4.39 - 4.31 (m, 1H), 3.28 - 3.12 (m, 7H), 3.09 (br. s., 2H), 3.01 (br. s., 2H), 2.82 (br. s., 1H), 2.61 (d, *J*=17.4 Hz, 1H), 2.25 - 1.96 (m, 10H), 1.86 (d, *J*=10.5 Hz, 1H), 1.78 - 1.68 (m, 5H), 1.67 - 1.53 (m, 5H), 1.53 - 1.38 (m, 6H), 1.38 - 1.24 (m, 3H), 1.19 - 1.03 (m, 8H), 1.03 - 0.82 (m, 9H).

Example A23. Preparation of 2-(2-(1-carboxy-4-((1R,3aS,5aR,5bR,7aR,11aS,11bR,13aR,13bR)-3a-((2-(1,1-dioxidothiomorpholino)ethyl)amino)-5a,5b,8,8,11a-pentamethyl-1-(prop-1-en-2-yl)-

2,3,3a,4,5,5a,5b,6,7,7a,8,11,11a,11b,12,13,13a,13b-octadecahydro-1H-cyclopenta[a]chrysen-9-yl)cyclohex-3-en-1-yl)ethoxy)isonicotinic acid.

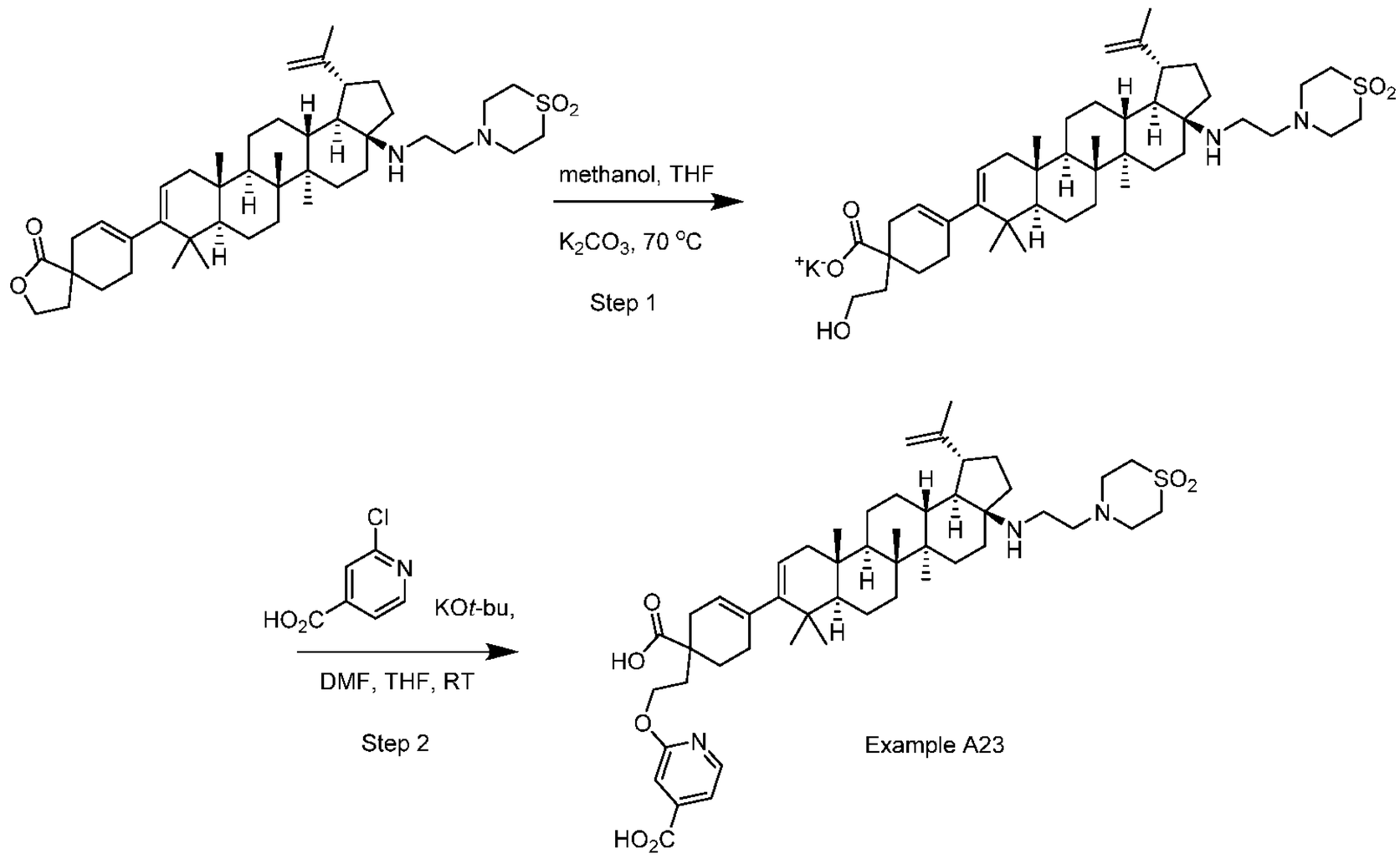

Step 1. Preparation of potassium 4-((1R,3aS,5aR,5bR,7aR,11aS,11bR,13aR,13bR)-3a-((2-(1,1-dioxidothiomorpholino)ethyl)amino)-5a,5b,8,8,11a-pentamethyl-1-(prop-1-en-2-yl)-2,3,3a,4,5,5a,5b,6,7,7a,8,11,11a,11b,12,13,13a,13b-octadecahydro-1H-cyclopenta[a]chrysen-9-yl)-1-(2-hydroxyethyl)cyclohex-3-ene-1-carboxylate.

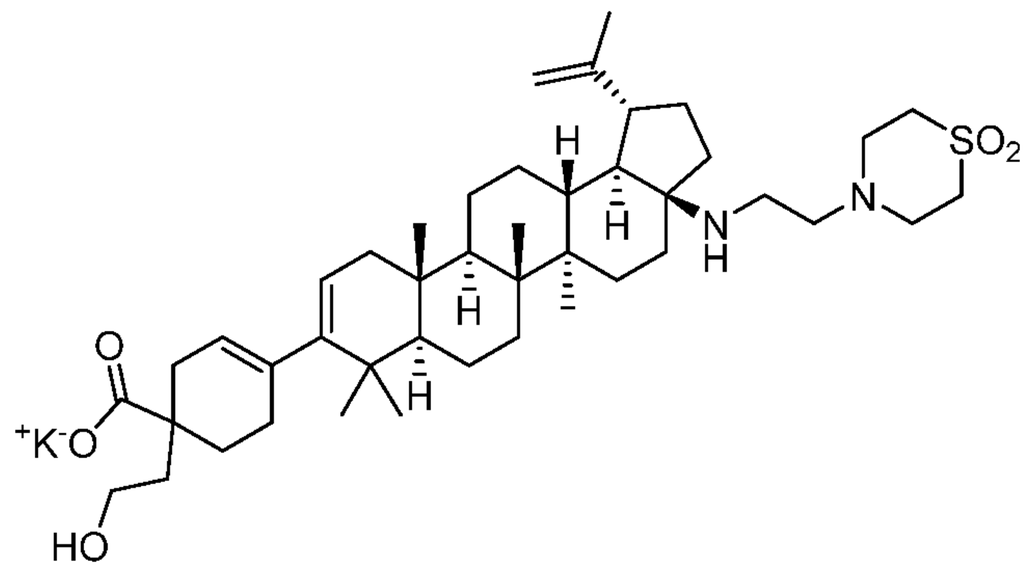

In a 50 mL round bottom flask fitted with a reflux condenser were combined 8-((1R,3aS,5aR,5bR,7aR,11aS,11bR,13aR,13bR)-3a-((2-(1,1-dioxidothiomorpholino)ethyl)amino)-5a,5b,8,8,11a-pentamethyl-1-(prop-1-en-2-yl)-

2,3,3a,4,5,5a,5b,6,7,7a,8,11,11a,11b,12,13,13a,13b-octadecahydro-1H-cyclopenta[a]chrysen-9-yl)-2-oxaspiro[4.5]dec-7-en-1-one (0.700 g, 0.971 mmol) with potassium carbonate (1.34 g, 9.71 mmol) in a mixture of MeOH (10 mL) and THF (15 mL). The result was heated to reflux in an 85 °C oil bath for 24 h. The mixture was allowed to cool to RT, then DCM was added and the result was filtered to remove white solids. Solvent was removed *in vacuo* and the residue was dried in a vacuum oven at 50 °C overnight to afford the desired material as a white powder (0.940 g, 125% yield). 0.9155 g of this material was dissolved with stirring in 10 mL of 9:1 DCM:MeOH and this suspension (salts did not dissolve) was loaded onto a short 40 mL silica gel plug in a 60 mL glass frit suction funnel. The material was eluted with 400 mL of 9:1 DCM:MeOH. Much of the orange color associated with the impure product was left behind on the silica. Concentration in vacuo afforded a pinkish/white solid which was placed in a vacuum oven at 45 °C for several hours. The desired material was thus obtained as a white powder (0.5082 g, 69.4% yield). LCMS m/z = 739.6 ($M+H^+$), retention time 1.978 min (LCMS Method 21).

Step 2. To the purified Step 1 product potassium 4-((1R,3aS,5aR,5bR,7aR,11aS,11bR,13aR,13bR)-3a-((2-(1,1-dioxidothiomorpholino)ethyl)amino)-5a,5b,8,8,11a-pentamethyl-1-(prop-1-en-2-yl)-2,3,3a,4,5,5a,5b,6,7,7a,8,11,11a,11b,12,13,13a,13b-octadecahydro-1H-cyclopenta[a]chrysen-9-yl)-1-(2-hydroxyethyl)cyclohex-3-enecarboxylate (0.025 g, 0.032 mmol) was added 2-chloroisonicotinic acid (0.025 g, 0.161 mmol) followed by anhydrous DMF (0.35 mL). To the mixture was added potassium tert-butoxide, 1.0M in THF (0.322 mL, 0.322 mmol). The mixture became slightly yellow and cloudy with suspended solid upon addition of the base. The mixture was stirred at RT for 70 h. The reaction mixture was quenched by addition of 3 drops of acetic acid. 0.5 mL MeOH was then added and the mixture was filtered. The crude mixture was purified by reverse phase preparative HPLC in a single injection (Preparative HPLC Method 8). Thus was obtained the title compound as a white solid (0.0069 g, 18% yield) TFA salt. LCMS m/z = 860.6 ($M+H^+$), retention time 1.559 min (LCMS Method 20).

Example A24. Preparation of 1-(2-((4-cyanopyridin-2-yl)oxy)ethyl)-4-((1R,3aS,5aR,5bR,7aR,11aS,11bR,13aR,13bR)-3a-((2-(1,1-

dioxidothiomorpholino)ethyl)amino)-5a,5b,8,8,11a-pentamethyl-1-(prop-1-en-2-yl)-2,3,3a,4,5,5a,5b,6,7,7a,8,11,11a,11b,12,13,13a,13b-octadecahydro-1H-cyclopenta[a]chrysen-9-yl)cyclohex-3-ene-1-carboxylic acid.

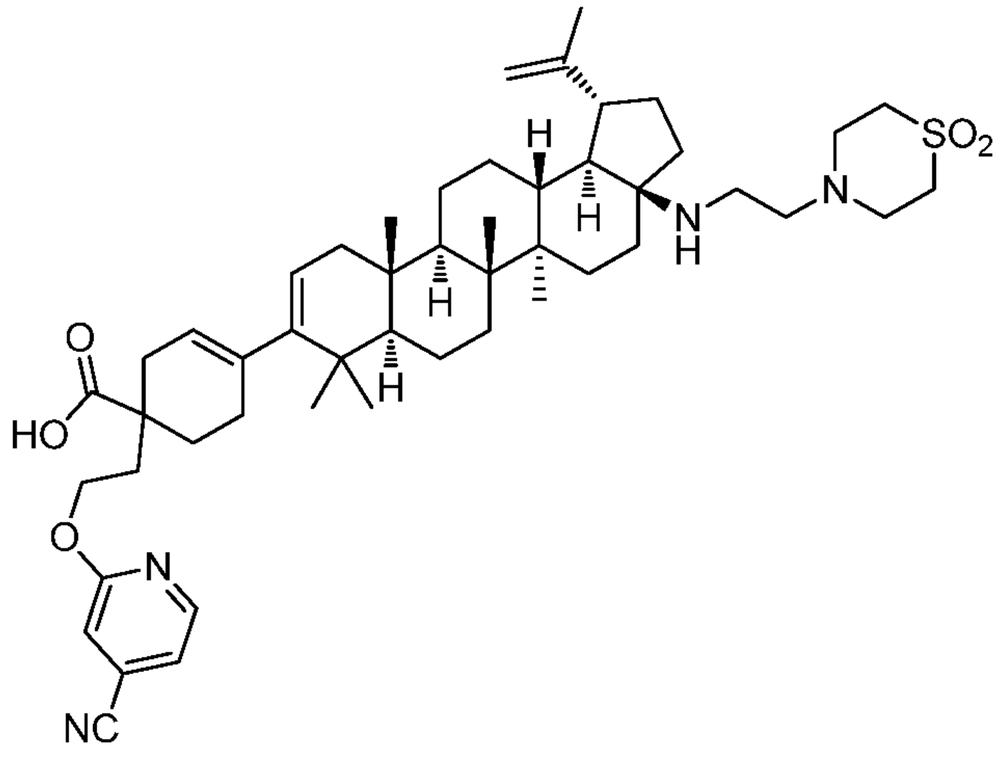

The title compound was prepared following the procedure described for the preparation of 2-(2-(1-carboxy-4-((1R,3aS,5aR,5bR,7aR,11aS,11bR,13aR,13bR)-3a-((2-(1,1-dioxidothiomorpholino)ethyl)amino)-5a,5b,8,8,11a-pentamethyl-1-(prop-1-en-2-yl)-2,3,3a,4,5,5a,5b,6,7,7a,8,11,11a,11b,12,13,13a,13b-octadecahydro-1H-cyclopenta[a]chrysen-9-yl)cyclohex-3-en-1-yl)ethoxy)isonicotinic acid, except in the present case 2-fluoroisonicotinonitrile (0.020 g, 0.161 mmol) was used instead of 2-chloroisonicotinic acid, and there was also less potassium tert-butoxide, 1.0M in THF used in the present case (0.129 mL, 0.129 mmol). The title compound was isolated as a slightly yellow solid (0.0133 g, 36.0 % yield) TFA salt. LCMS m/z = 841.6 ($M+H^+$), retention time 1.689 min (LCMS Method 20). ^{1}H NMR (400MHz, 1:1 mixture of CDCl3 and CD3OD, CD3OD lock) δ 8.28 (d, *J*=5.4 Hz, 1H), 7.11 (dd, *J*=5.1, 1.2 Hz, 1H), 7.00 (s, 1H), 5.33 (br. s., 1H), 5.17 (d, *J*=4.4 Hz, 1H), 4.79 (s, 1H), 4.71 (s, 1H), 4.47 - 4.39 (m, 2H), 3.28 - 3.04 (m, 9H), 3.04 - 2.96 (m, 2H), 2.86 - 2.74 (m, 1H), 2.59 (d, *J*=16.4 Hz, 1H), 2.24 - 1.95 (m, 11H), 1.89 - 1.74 (m, 3H), 1.73 (s, 4H), 1.68 - 1.42 (m, 10H), 1.42 - 1.29 (m, 3H), 1.15 (s, 3H), 1.11 (br. s., 2H), 1.08 (s, 4H), 0.96 (d, *J*=2.4 Hz, 3H), 0.92 (d, *J*=2.9 Hz, 3H), 0.90 (s, 3H).

Example A25. Preparation of 4-((1R,3aS,5aR,5bR,7aR,11aS,11bR,13aR,13bR)-3a-((2-(1,1-dioxidothiomorpholino)ethyl)amino)-5a,5b,8,8,11a-pentamethyl-1-(prop-1-en-2-yl)-2,3,3a,4,5,5a,5b,6,7,7a,8,11,11a,11b,12,13,13a,13b-octadecahydro-1H-cyclopenta[a]chrysen-9-yl)-1-(2-(pyrimidin-2-yloxy)ethyl)cyclohex-3-ene-1-carboxylic acid.

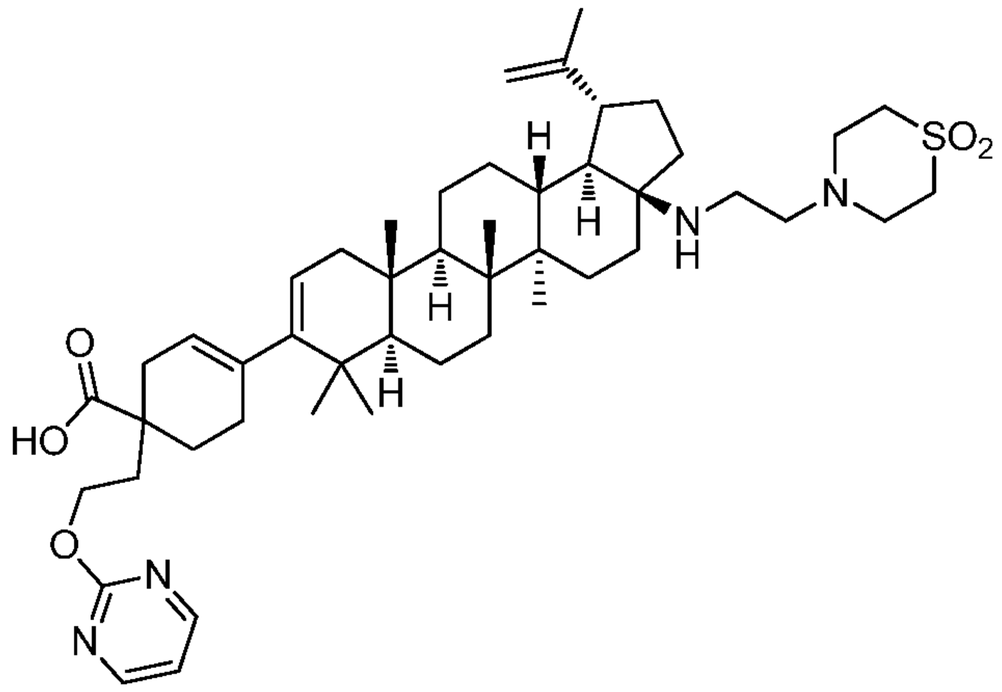

The title compound was prepared following the procedure described for the preparation of 2-(2-(1-carboxy-4-((1R,3aS,5aR,5bR,7aR,11aS,11bR,13aR,13bR)-3a-((2-(1,1-dioxidothiomorpholino)ethyl)amino)-5a,5b,8,8,11a-pentamethyl-1-(prop-1-en-2-yl)-2,3,3a,4,5,5a,5b,6,7,7a,8,11,11a,11b,12,13,13a,13b-octadecahydro-1H-cyclopenta[a]chrysen-9-yl)cyclohex-3-en-1-yl)ethoxy)isonicotinic acid, except in the present case 2-bromopyrimidine (0.026 g, 0.161 mmol) was used instead of 2-chloroisonicotinic acid, and there was also less potassium tert-butoxide, 1.0M in THF used in the present case (0.129 mL, 0.129 mmol). The title compound was isolated as a white solid (0.0056 g, 14.2 % yield) TFA salt. LCMS m/z = 817.6 ($M+H^+$), retention time 1.547 min (LCMS Method 20). ^{1}H NMR (400MHz, 1:1 mixture of CDCl3 and CD3OD, CD3OD lock) δ 8.50 (d, *J*=4.9 Hz, 1H), 7.02 (t, *J*=4.8 Hz, 1H), 5.35 (dd, *J*=14.7, 2.9 Hz, 1H), 5.25 - 5.14 (m, 1H), 4.80 (s, 1H), 4.72 (s, 1H), 4.50 - 4.44 (m, 1H), 4.38 - 4.31 (m, 1H), 3.27 - 2.98 (m, 10H), 2.84 - 2.75 (m, 1H), 2.64 - 2.58 (m, 1H), 2.25 - 1.96 (m, 10H), 1.89 - 1.75 (m, 3H), 1.73 (s, 3H), 1.69 - 1.53 (m, 5H), 1.53 - 1.25 (m, 8H), 1.15 (d, *J*=2.9 Hz, 3H), 1.11 (br. s., 2H), 1.08 (s, 3H), 1.03 - 0.84 (m, 9H).

Example A26. Preparation of 4-((1R,3aS,5aR,5bR,7aR,11aS,11bR,13aR,13bR)-3a-((2-(1,1-dioxidothiomorpholino)ethyl)amino)-5a,5b,8,8,11a-pentamethyl-1-(prop-1-en-2-yl)-2,3,3a,4,5,5a,5b,6,7,7a,8,11,11a,11b,12,13,13a,13b-octadecahydro-1H-cyclopenta[a]chrysen-9-yl)-1-(2-((4-methylpyrimidin-2-yl)oxy)ethyl)cyclohex-3-ene-1-carboxylic acid.

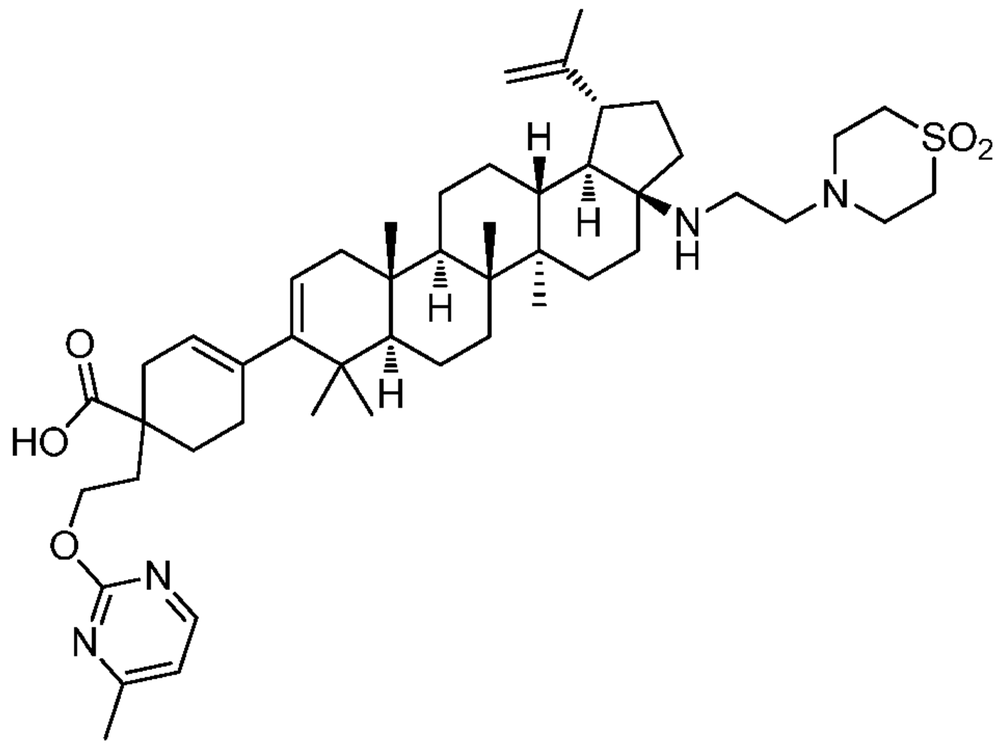

The title compound was prepared following the procedure described for the preparation of 2-(2-(1-carboxy-4-((1R,3aS,5aR,5bR,7aR,11aS,11bR,13aR,13bR)-3a-((2-(1,1-dioxidothiomorpholino)ethyl)amino)-5a,5b,8,8,11a-pentamethyl-1-(prop-1-en-2-yl)-2,3,3a,4,5,5a,5b,6,7,7a,8,11,11a,11b,12,13,13a,13b-octadecahydro-1H-cyclopenta[a]chrysen-9-yl)cyclohex-3-en-1-yl)ethoxy)isonicotinic acid, except in the present case 2-chloro-4-methylpyrimidine (0.021 g, 0.161 mmol) was used instead of 2-chloroisonicotinic acid, and there was also less potassium tert-butoxide, 1.0M in THF used in the present case (0.129 mL, 0.129 mmol). The title compound was isolated as a white solid (0.0056 g, 14.2 % yield) TFA salt. LCMS m/z = 831.7 ($M+H^+$), retention time 1.550 min (LCMS Method 20). ^{1}H NMR (400MHz, 1:1 mixture of CDCl3 and CD3OD, CD3OD lock) δ 8.21 (d, *J*=6.1 Hz, 1H), 6.52 (d, *J*=5.9 Hz, 1H), 5.40 - 5.34 (m, 1H), 5.23 (d, *J*=4.6 Hz, 1H), 4.79 (s, 1H), 4.71 (s, 1H), 4.41 - 4.27 (m, 2H), 3.30 - 3.05 (m, 10H), 3.01 (d, *J*=3.4 Hz, 2H), 2.81 (td, *J*=11.2, 4.9 Hz, 1H), 2.49 - 2.33 (m, 2H), 2.27 - 1.98 (m, 10H), 1.93 - 1.81 (m, 2H), 1.81 - 1.74 (m, 2H), 1.72 (s, 4H), 1.69 - 1.40 (m, 12H), 1.38 - 1.34 (m, 1H), 1.21 - 1.03 (m, 9H), 1.02 - 0.86 (m, 8H).

Example A27. Preparation of 4-((1R,3aS,5aR,5bR,7aR,11aS,11bR,13aR,13bR)-3a-((2-(1,1-dioxidothiomorpholino)ethyl)amino)-5a,5b,8,8,11a-pentamethyl-1-(prop-1-en-2-yl)-2,3,3a,4,5,5a,5b,6,7,7a,8,11,11a,11b,12,13,13a,13b-octadecahydro-1H-cyclopenta[a]chrysen-9-yl)-1-(2-((4-methoxypyrimidin-2-yl)oxy)ethyl)cyclohex-3-ene-1-carboxylic acid.

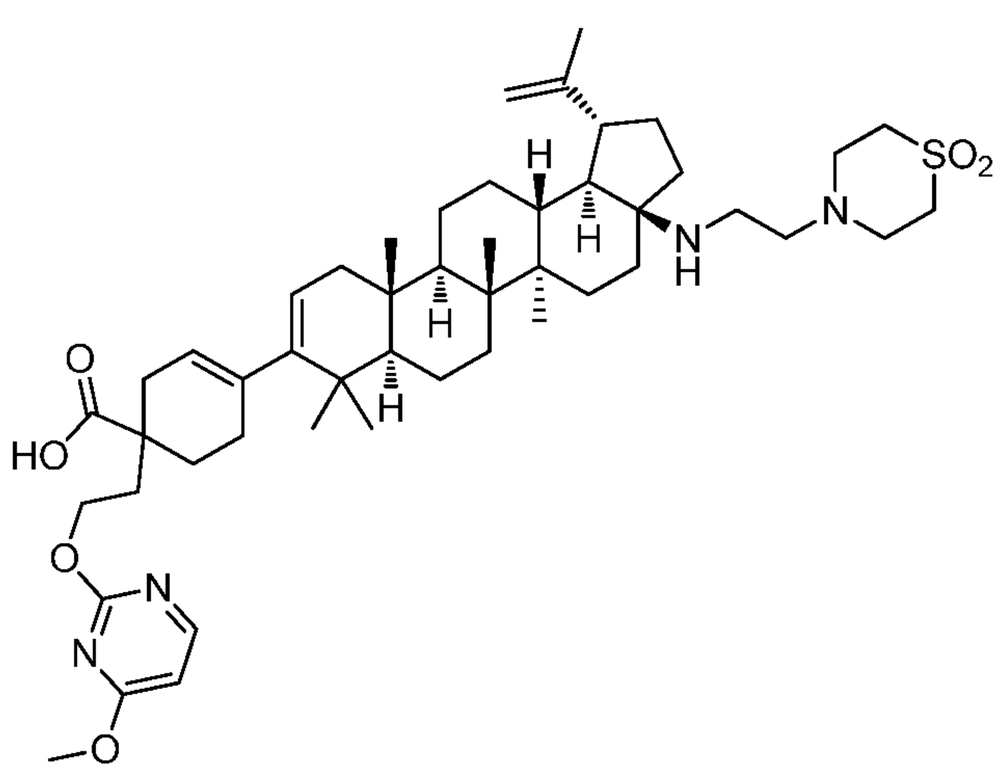

The title compound was prepared following the procedure described for the preparation of 2-(2-(1-carboxy-4-((1R,3aS,5aR,5bR,7aR,11aS,11bR,13aR,13bR)-3a-((2-(1,1-dioxidothiomorpholino)ethyl)amino)-5a,5b,8,8,11a-pentamethyl-1-(prop-1-en-2-yl)-2,3,3a,4,5,5a,5b,6,7,7a,8,11,11a,11b,12,13,13a,13b-octadecahydro-1H-cyclopenta[a]chrysen-9-yl)cyclohex-3-en-1-yl)ethoxy)isonicotinic acid, except in the present case 2-chloro-4-methoxypyrimidine (0.023 g, 0.161 mmol) was used instead of 2-chloroisonicotinic acid, and there was also less potassium tert-butoxide, 1.0M in THF used in the present case (0.129 mL, 0.129 mmol). The title compound was isolated as a white solid (0.0116 g, 28.8 % yield) TFA salt. LCMS m/z = 847.7 ($M+H^+$), retention time 1.525 min (LCMS Method 20). ^{1}H NMR (400MHz, 1:1 mixture of CDCl3 and CD3OD, CD3OD lock) δ 7.28 (d, *J*=7.6 Hz, 1H), 5.62 (d, *J*=7.6 Hz, 1H), 5.40 - 5.33 (m, 1H), 5.23 (d, *J*=4.9 Hz, 1H), 4.79 (s, 1H), 4.71 (s, 1H), 4.41 - 4.29 (m, 2H), 3.27 - 2.97 (m, 12H), 2.81 (td, *J*=11.2, 4.9 Hz, 1H), 2.43 - 2.33 (m, 1H), 2.28 - 1.98 (m, 10H), 1.92 - 1.81 (m, 2H), 1.80 - 1.73 (m, 2H), 1.73 (s, 3H), 1.70 - 1.40 (m, 12H), 1.38 - 1.34 (m, 1H), 1.16 (s, 3H), 1.15 - 1.09 (m, 2H), 1.08 (s, 3H), 1.00 (d, *J*=3.2 Hz, 3H), 0.96 (d, *J*=7.6 Hz, 3H), 0.91 (s, 3H).

Example A28. Preparation of 4-((1R,3aS,5aR,5bR,7aR,11aS,11bR,13aR,13bR)-3a-((2-(1,1-dioxidothiomorpholino)ethyl)amino)-5a,5b,8,8,11a-pentamethyl-1-(prop-1-en-2-yl)-2,3,3a,4,5,5a,5b,6,7,7a,8,11,11a,11b,12,13,13a,13b-octadecahydro-1H-cyclopenta[a]chrysen-9-yl)-1-(2-((3-methylpyridin-2-yl)oxy)ethyl)cyclohex-3-ene-1-carboxylic acid.

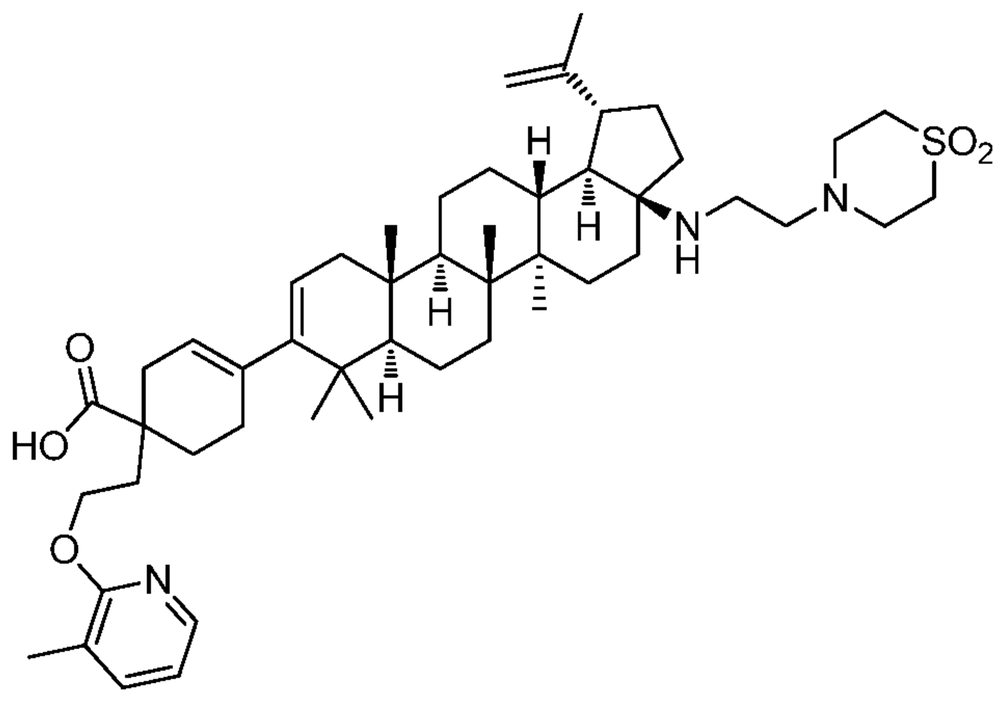

The title compound was prepared following the procedure described for the preparation of 2-(2-(1-carboxy-4-((1R,3aS,5aR,5bR,7aR,11aS,11bR,13aR,13bR)-3a-((2-(1,1-dioxidothiomorpholino)ethyl)amino)-5a,5b,8,8,11a-pentamethyl-1-(prop-1-en-2-yl)-2,3,3a,4,5,5a,5b,6,7,7a,8,11,11a,11b,12,13,13a,13b-octadecahydro-1H-cyclopenta[a]chrysen-9-yl)cyclohex-3-en-1-yl)ethoxy)isonicotinic acid, except in the present case 2-fluoro-3-methylpyridine (0.018 g, 0.161 mmol) was used instead of 2-chloroisonicotinic acid, and there was also less potassium tert-butoxide, 1.0M in THF used in the present case (0.129 mL, 0.129 mmol). The title compound was isolated as a white solid (0.0262 g, 74.7 % yield) TFA salt. LCMS m/z = 830.7 ($M+H^+$), retention time 1.707 min (LCMS Method 20). ^{1}H NMR (400MHz, 1:1 mixture of CDCl3 and CD3OD, CD3OD lock) δ 7.89 (dd, *J*=5.1, 1.2 Hz, 0.35H), 7.44 (dd, *J*=7.1, 1.0 Hz, 0.35H), 7.42 - 7.37 (m, 0.65H), 7.22 (dd, *J*=6.5, 1.3 Hz, 0.65H), 6.81 (dd, *J*=7.0, 5.3 Hz, 0.35H), 6.29 (t, *J*=6.7 Hz, 0.65H), 5.39 - 5.30 (m, 1H), 5.23 (d, *J*=4.9 Hz, 0.65H), 5.18 (d, *J*=4.6 Hz, 0.35H), 4.79 (s, 1H), 4.71 (s, 1H), 4.41 - 4.29 (m, 2H), 3.27 - 2.98 (m, 12H), 2.81 (td, *J*=11.1, 4.6 Hz, 1H), 2.43 - 2.33 (m, 1H), 2.30 - 2.07 (m, 10H), 2.07 - 1.94 (m, 4H), 1.92 -

1.73 (m, 4H), 1.72 (s, 3H), 1.69 - 1.40 (m, 12H), 1.38 - 1.34 (m, 1H), 1.20 - 1.05 (m, 9H), 1.02 - 0.86 (m, 9H).

Example A29. Preparation of 1-(2-((3-chloropyridin-2-yl)oxy)ethyl)-4-((1R,3aS,5aR,5bR,7aR,11aS,11bR,13aR,13bR)-3a-((2-(1,1-dioxidothiomorpholino)ethyl)amino)-5a,5b,8,8,11a-pentamethyl-1-(prop-1-en-2-yl)-2,3,3a,4,5,5a,5b,6,7,7a,8,11,11a,11b,12,13,13a,13b-octadecahydro-1H-cyclopenta[a]chrysen-9-yl)cyclohex-3-ene-1-carboxylic acid.

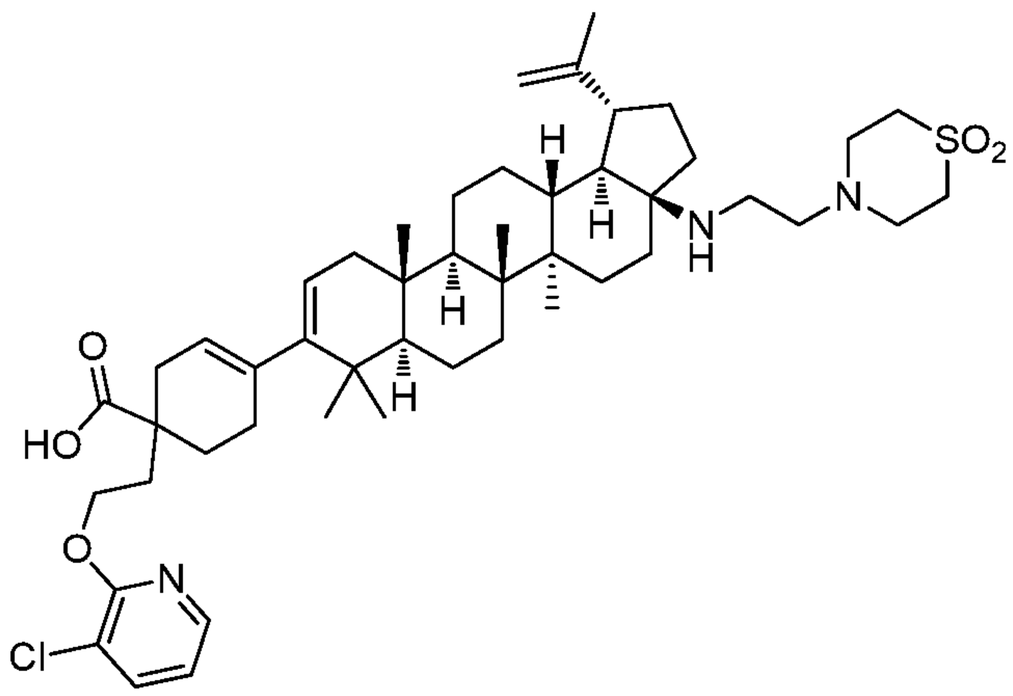

The title compound was prepared following the procedure described for the preparation of 2-(2-(1-carboxy-4-((1R,3aS,5aR,5bR,7aR,11aS,11bR,13aR,13bR)-3a-((2-(1,1-dioxidothiomorpholino)ethyl)amino)-5a,5b,8,8,11a-pentamethyl-1-(prop-1-en-2-yl)-2,3,3a,4,5,5a,5b,6,7,7a,8,11,11a,11b,12,13,13a,13b-octadecahydro-1H-cyclopenta[a]chrysen-9-yl)cyclohex-3-en-1-yl)ethoxy)isonicotinic acid, except in the present case 3-chloro-2-fluoropyridine (0.021 g, 0.161 mmol) was used instead of 2-chloroisonicotinic acid, and there was also less potassium tert-butoxide, 1.0M in THF used in the present case (0.129 mL, 0.129 mmol). The title compound was isolated as a white solid (0.0156 g, 42.7 % yield) TFA salt. LCMS m/z = 850.6 ($M+H^+$), retention time 1.770 min (LCMS Method 20). ^{1}H NMR (400MHz, 1:1 mixture of CDCl3 and CD3OD, CD3OD lock) δ 7.99 (dd, *J*=4.9, 1.7 Hz, 1H), 7.65 (dd, *J*=7.7, 1.6 Hz, 1H), 6.86 (dd, *J*=7.6, 4.9 Hz, 1H), 5.33 (br. s., 1H), 5.17 (d, *J*=4.6 Hz, 1H), 4.79 (s, 1H), 4.72 (s, 1H), 4.45 (t, *J*=6.6 Hz, 2H), 3.27 - 2.98 (m, 12H), 2.80 (td, *J*=11.1, 4.8 Hz, 1H), 2.60 (d, *J*=15.7 Hz, 1H), 2.25 - 1.95 (m, 10H), 1.90 - 1.74 (m, 3H), 1.73 (s, 3H), 1.68 - 1.42 (m, 10H),

1.40 (br. s., 1H), 1.38 - 1.29 (m, 2H), 1.29 - 1.23 (m, 1H), 1.15 (s, 3H), 1.12 (d, *J*=5.4 Hz, 1H), 1.08 (s, 3H), 0.99 - 0.84 (m, 9H).

Example A30. Preparation of 4-((1R,3aS,5aR,5bR,7aR,11aS,11bR,13aR,13bR)-3a-((2-(1,1-dioxidothiomorpholino)ethyl)amino)-5a,5b,8,8,11a-pentamethyl-1-(prop-1-en-2-yl)-2,3,3a,4,5,5a,5b,6,7,7a,8,11,11a,11b,12,13,13a,13b-octadecahydro-1H-cyclopenta[a]chrysen-9-yl)-1-(2-((3-(trifluoromethyl)pyridin-2-yl)oxy)ethyl)cyclohex-3-ene-1-carboxylic acid.

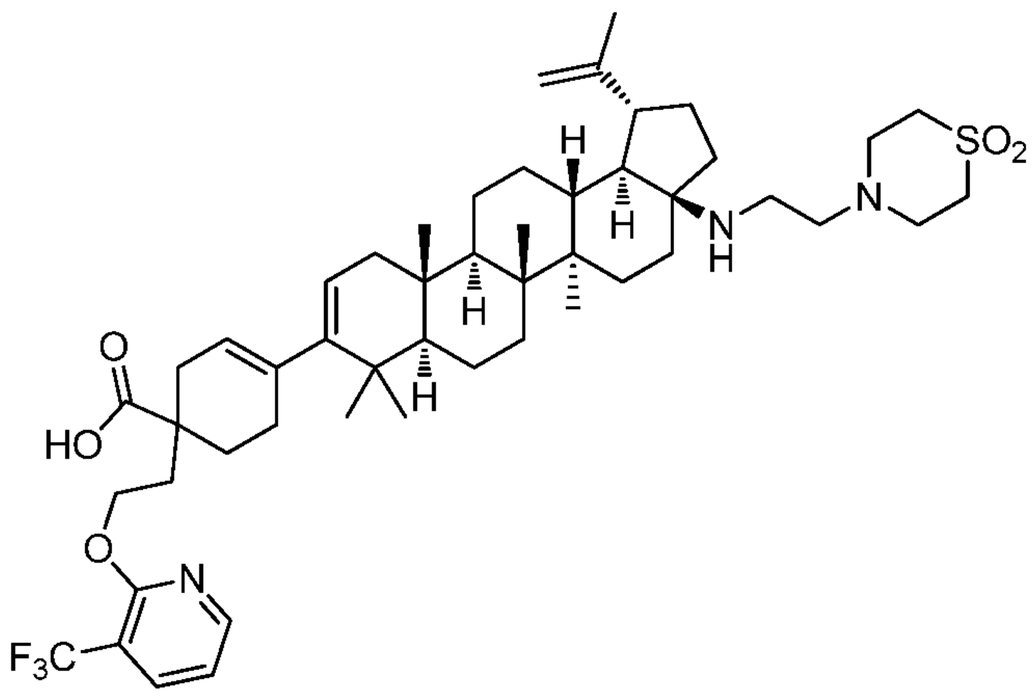

The title compound was prepared following the procedure described for the preparation of 2-(2-(1-carboxy-4-((1R,3aS,5aR,5bR,7aR,11aS,11bR,13aR,13bR)-3a-((2-(1,1-dioxidothiomorpholino)ethyl)amino)-5a,5b,8,8,11a-pentamethyl-1-(prop-1-en-2-yl)-2,3,3a,4,5,5a,5b,6,7,7a,8,11,11a,11b,12,13,13a,13b-octadecahydro-1H-cyclopenta[a]chrysen-9-yl)cyclohex-3-en-1-yl)ethoxy)isonicotinic acid, except in the present case 2-chloro-3-(trifluoromethyl)pyridine (0.029 g, 0.161 mmol) was used instead of 2-chloroisonicotinic acid, and there was also less potassium tert-butoxide, 1.0M in THF used in the present case (0.129 mL, 0.129 mmol). The title compound was isolated as a white solid (0.0020 g, 4.9 % yield) TFA salt. LCMS m/z = 884.6 ($M+H^+$), retention time 1.810 min (LCMS Method 20).

Example A31. Preparation of 4-((1R,3aS,5aR,5bR,7aR,11aS,11bR,13aR,13bR)-3a-((2-(1,1-dioxidothiomorpholino)ethyl)amino)-5a,5b,8,8,11a-pentamethyl-1-(prop-1-en-2-yl)-

2,3,3a,4,5,5a,5b,6,7,7a,8,11,11a,11b,12,13,13a,13b-octadecahydro-1H-cyclopenta[a]chrysen-9-yl)-1-(2-(pyrazin-2-yloxy)ethyl)cyclohex-3-ene-1-carboxylic acid.

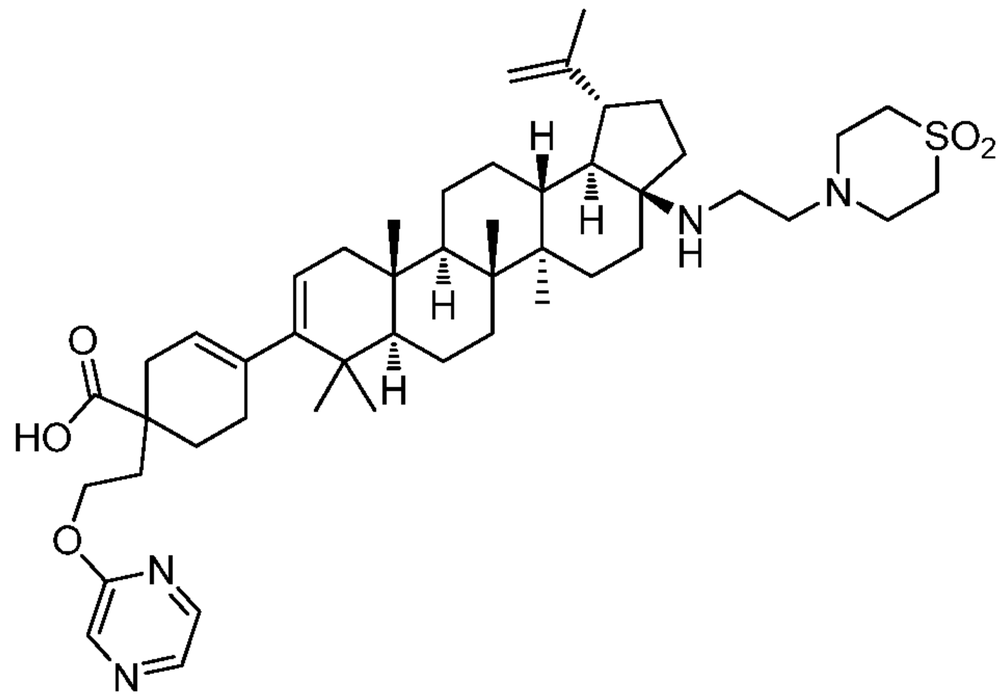

The title compound was prepared following the procedure described for the preparation of 2-(2-(1-carboxy-4-((1R,3aS,5aR,5bR,7aR,11aS,11bR,13aR,13bR)-3a-((2-(1,1-dioxidothiomorpholino)ethyl)amino)-5a,5b,8,8,11a-pentamethyl-1-(prop-1-en-2-yl)-2,3,3a,4,5,5a,5b,6,7,7a,8,11,11a,11b,12,13,13a,13b-octadecahydro-1H-cyclopenta[a]chrysen-9-yl)cyclohex-3-en-1-yl)ethoxy)isonicotinic acid, except in the present case 2-chloropyrazine (0.018 g, 0.161 mmol) was used instead of 2-chloroisonicotinic acid, and there was also less potassium tert-butoxide, 1.0M in THF used in the present case (0.129 mL, 0.129 mmol). The title compound was isolated as a white solid (0.0102 g, 28.2 % yield) TFA salt. LCMS m/z = 817.6 ($M+H^+$), retention time 1.592 min (LCMS Method 20). ^{1}H NMR (400MHz, 1:1 mixture of CDCl3 and CD3OD, CD3OD lock) δ 8.16 - 8.08 (m, 2H), 8.05 (d, *J*=2.4 Hz, 1H), 5.33 (br. s., 1H), 5.18 (d, *J*=5.4 Hz, 1H), 4.79 (s, 1H), 4.71 (br. s., 1H), 4.44 (t, *J*=6.2 Hz, 2H), 3.27 - 3.13 (m, 7H), 3.13 - 3.05 (m, 3H), 3.05 - 2.95 (m, 2H), 2.86 - 2.74 (m, 1H), 2.60 (d, *J*=17.4 Hz, 1H), 2.25 - 1.96 (m, 10H), 1.89 - 1.81 (m, 1H), 1.81 - 1.74 (m, 2H), 1.73 (s, 4H), 1.65 - 1.42 (m, 10H), 1.40 (br. s., 1H), 1.38 - 1.24 (m, 3H), 1.15 (s, 3H), 1.11 (br. s., 2H), 1.08 (s, 3H), 1.01 - 0.86 (m, 9H).

Example A32. Preparation of 4-((1R,3aS,5aR,5bR,7aR,11aS,11bR,13aR,13bR)-3a-((2-(1,1-dioxidothiomorpholino)ethyl)amino)-5a,5b,8,8,11a-pentamethyl-1-(prop-1-en-2-yl)-2,3,3a,4,5,5a,5b,6,7,7a,8,11,11a,11b,12,13,13a,13b-octadecahydro-1H-

cyclopenta[a]chrysen-9-yl)-1-(2-((4-methoxypyridin-2-yl)oxy)ethyl)cyclohex-3-ene-1-carboxylic acid.

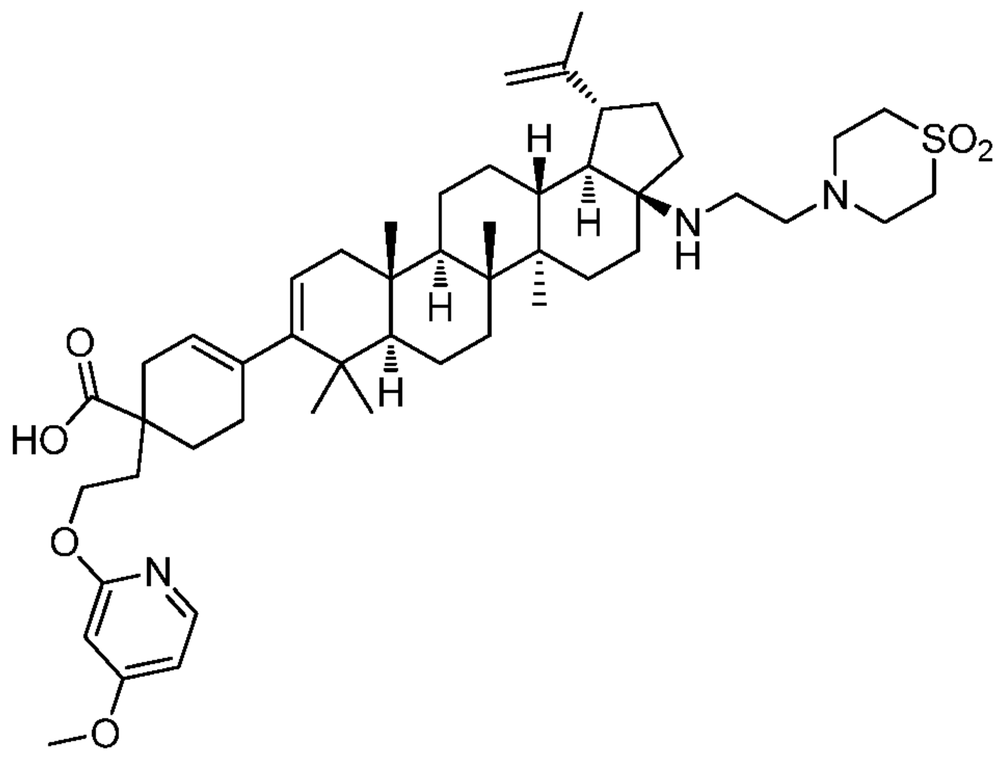

The title compound was prepared following the procedure described for the preparation of 2-(2-(1-carboxy-4-((1R,3aS,5aR,5bR,7aR,11aS,11bR,13aR,13bR)-3a-((2-(1,1-dioxidothiomorpholino)ethyl)amino)-5a,5b,8,8,11a-pentamethyl-1-(prop-1-en-2-yl)-2,3,3a,4,5,5a,5b,6,7,7a,8,11,11a,11b,12,13,13a,13b-octadecahydro-1H-cyclopenta[a]chrysen-9-yl)cyclohex-3-en-1-yl)ethoxy)isonicotinic acid, except in the present case 2-bromo-4-methoxypyridine (0.030 g, 0.161 mmol) was used instead of 2-chloroisonicotinic acid, and there was also less potassium tert-butoxide, 1.0M in THF used in the present case (0.129 mL, 0.129 mmol). The title compound was one of two compounds isolated from this reaction. The material was obtained as a white solid (0.0068 g, 18.3 % yield) TFA salt. LCMS m/z = 846.7 ($M+H^+$), retention time 1.335 min (LCMS Method 20). ^{1}H NMR (400MHz, 1:1 mixture of CDCl3 and CD3OD, CD3OD lock) δ 7.97 (d, *J*=6.6 Hz, 1H), 6.76 (dd, *J*=6.6, 2.2 Hz, 1H), 6.59 (d, *J*=2.0 Hz, 1H), 5.34 (br. s., 1H), 5.18 (d, *J*=4.6 Hz, 1H), 4.79 (s, 1H), 4.71 (s, 1H), 4.42 (t, *J*=6.7 Hz, 2H), 3.98 (s, 3H), 3.27 - 3.04 (m, 10H), 3.01 (d, *J*=3.4 Hz, 2H), 2.86 - 2.76 (m, 1H), 2.67 - 2.57 (m, 1H), 2.27 - 2.15 (m, 3H), 2.15 - 1.96 (m, 8H), 1.85 (td, *J*=12.2, 3.3 Hz, 1H), 1.81 - 1.73 (m, 2H), 1.72 (s, 4H), 1.66 - 1.38 (m, 10H), 1.38 - 1.28 (m, 2H), 1.15 (s, 3H), 1.12 (br. s., 2H), 1.07 (s, 3H), 1.01 - 0.85 (m, 9H).

Example A33. Preparation of 1-(2-((4-bromopyridin-2-yl)oxy)ethyl)-4-((1R,3aS,5aR,5bR,7aR,11aS,11bR,13aR,13bR)-3a-((2-(1,1-

dioxidothiomorpholino)ethyl)amino)-5a,5b,8,8,11a-pentamethyl-1-(prop-1-en-2-yl)-2,3,3a,4,5,5a,5b,6,7,7a,8,11,11a,11b,12,13,13a,13b-octadecahydro-1H-cyclopenta[a]chrysen-9-yl)cyclohex-3-ene-1-carboxylic acid.

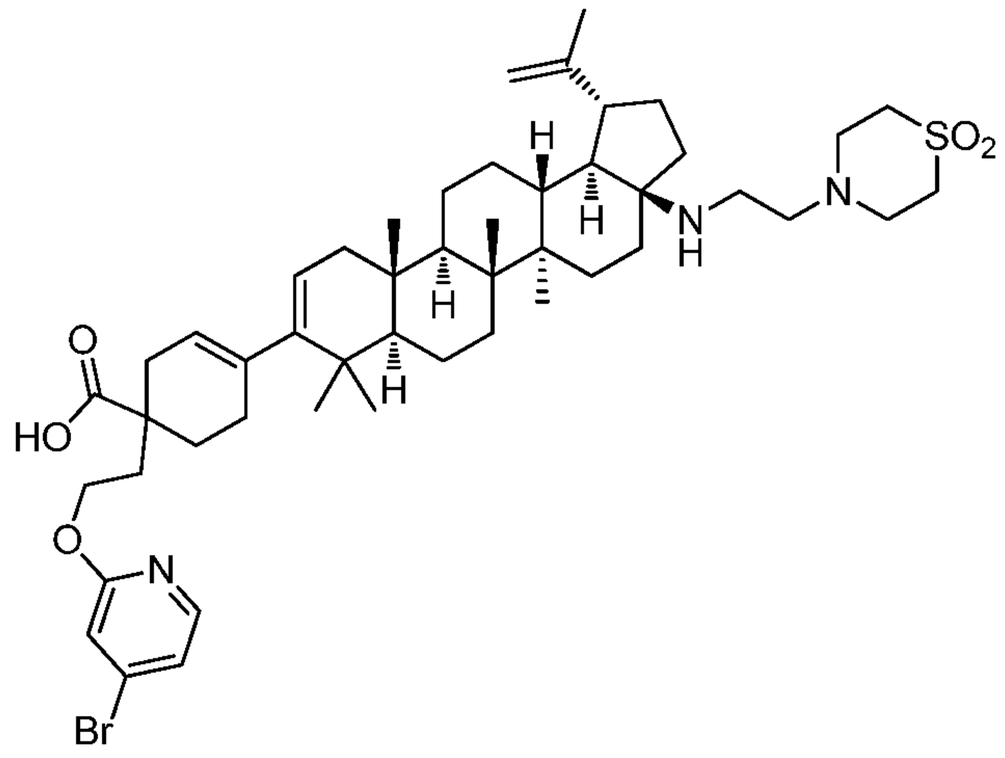

The title compound was prepared following the procedure described for the preparation of 2-(2-(1-carboxy-4-((1R,3aS,5aR,5bR,7aR,11aS,11bR,13aR,13bR)-3a-((2-(1,1-dioxidothiomorpholino)ethyl)amino)-5a,5b,8,8,11a-pentamethyl-1-(prop-1-en-2-yl)-2,3,3a,4,5,5a,5b,6,7,7a,8,11,11a,11b,12,13,13a,13b-octadecahydro-1H-cyclopenta[a]chrysen-9-yl)cyclohex-3-en-1-yl)ethoxy)isonicotinic acid, except in the present case 2-bromo-4-methoxypyridine (0.030 g, 0.161 mmol) was used instead of 2-chloroisonicotinic acid, and there was also less potassium tert-butoxide, 1.0M in THF used in the present case (0.129 mL, 0.129 mmol). The title compound was one of two compounds isolated from this reaction. The material was obtained as a white solid (0.0045 g, 12.2 % yield) TFA salt. LCMS m/z = 894.5 ($M+H^+$), retention time 1.672 min (LCMS Method 20). ^{1}H NMR (400MHz, 1:1 mixture of CDCl3 and CD3OD, CD3OD lock) δ 8.09 (d, *J*=5.9 Hz, 1H), 7.06 (d, *J*=2.2 Hz, 1H), 6.86 (dd, *J*=5.9, 2.2 Hz, 1H), 5.33 (br. s., 1H), 5.21 - 5.15 (m, 1H), 4.80 (s, 1H), 4.72 (s, 1H), 4.16 (t, *J*=6.6 Hz, 2H), 3.27 - 2.98 (m, 12H), 2.84 - 2.74 (m, 1H), 2.60 (dd, *J*=18.7, 2.8 Hz, 1H), 2.24 - 1.96 (m, 11H), 1.87 - 1.74 (m, 3H), 1.73 (s, 4H), 1.68 - 1.55 (m, 4H), 1.55 - 1.38 (m, 7H), 1.38 - 1.25 (m, 2H), 1.15 (s, 3H), 1.14 - 1.10 (m, 1H), 1.08 (s, 3H), 1.01 - 0.96 (m, 3H), 0.96 - 0.91 (m, 3H), 0.90 (s, 3H).

Example A34. Preparation of 1-(2-((4-chloropyridin-2-yl)oxy)ethyl)-4-((1R,3aS,5aR,5bR,7aR,11aS,11bR,13aR,13bR)-3a-((2-(1,1-dioxidothiomorpholino)ethyl)amino)-5a,5b,8,8,11a-pentamethyl-1-(prop-1-en-2-yl)-2,3,3a,4,5,5a,5b,6,7,7a,8,11,11a,11b,12,13,13a,13b-octadecahydro-1H-cyclopenta[a]chrysen-9-yl)cyclohex-3-ene-1-carboxylic acid.

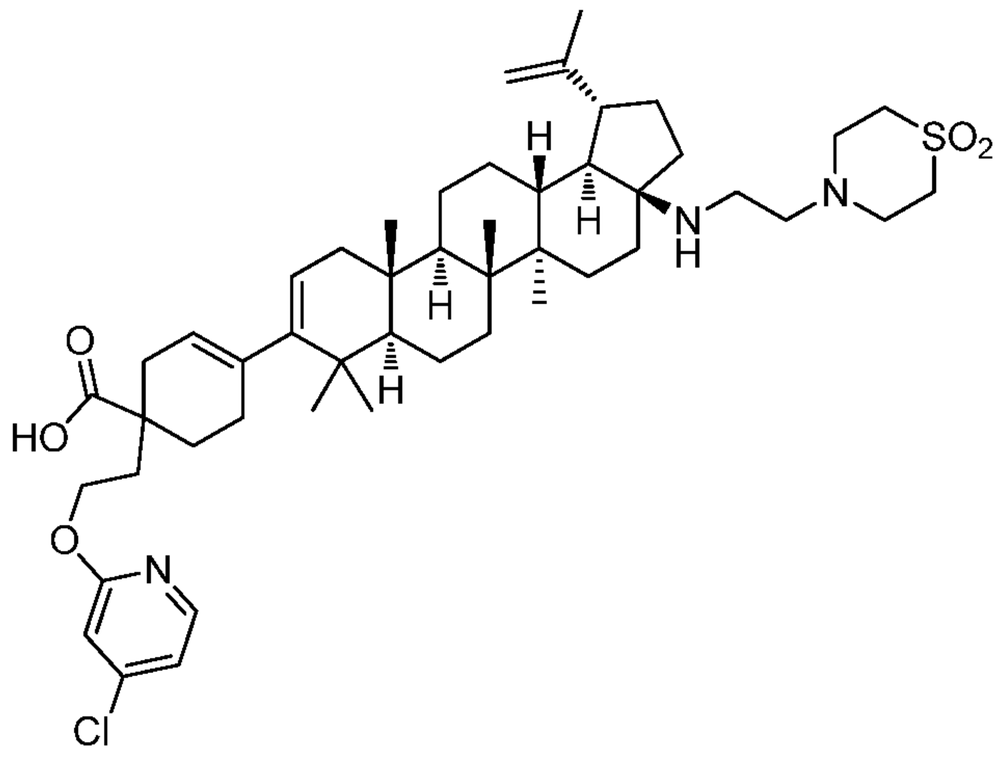

The title compound was prepared following the procedure described for the preparation of 2-(2-(1-carboxy-4-((1R,3aS,5aR,5bR,7aR,11aS,11bR,13aR,13bR)-3a-((2-(1,1-dioxidothiomorpholino)ethyl)amino)-5a,5b,8,8,11a-pentamethyl-1-(prop-1-en-2-yl)-2,3,3a,4,5,5a,5b,6,7,7a,8,11,11a,11b,12,13,13a,13b-octadecahydro-1H-cyclopenta[a]chrysen-9-yl)cyclohex-3-en-1-yl)ethoxy)isonicotinic acid, except in the present case 2,4-dichloropyridine (0.024 g, 0.161 mmol) was used instead of 2-chloroisonicotinic acid, and there was also less potassium tert-butoxide, 1.0M in THF used in the present case (0.129 mL, 0.129 mmol). The title compound was one of two compounds isolated from this reaction. The material was obtained as a slightly yellow solid (0.0143 g, 38.7 % yield) TFA salt. LCMS m/z = 850.6 ($M+H^+$), retention time 1.637 min (LCMS Method 20). ^{1}H NMR (400MHz, 1:1 mixture of CDCl3 and CD3OD, CD3OD lock) δ 8.11 (d, *J*=5.9 Hz, 1H), 6.91 (d, *J*=2.2 Hz, 1H), 6.83 (dd, *J*=5.9, 2.2 Hz, 1H), 5.33 (br. s., 1H), 5.18 (d, *J*=4.6 Hz, 1H), 4.79 (s, 1H), 4.71 (s, 1H), 4.17 (t, *J*=6.6 Hz, 2H), 3.27 - 2.98 (m, 12H), 2.80 (td, *J*=11.2, 4.8 Hz, 1H), 2.60 (d, *J*=16.6 Hz, 1H), 2.26 - 1.97 (m, 11H), 1.89 - 1.74 (m, 3H), 1.72 (s, 4H), 1.67 - 1.38 (m, 11H), 1.38 - 1.27 (m, 2H), 1.15 (s, 3H), 1.10 (d, *J*=11.0 Hz, 1H), 1.07 (s, 3H), 0.99 - 0.86 (m, 9H).

Example A35. Preparation of 1-(2-((2-chloropyridin-4-yl)oxy)ethyl)-4-((1R,3aS,5aR,5bR,7aR,11aS,11bR,13aR,13bR)-3a-((2-(1,1-dioxidothiomorpholino)ethyl)amino)-5a,5b,8,8,11a-pentamethyl-1-(prop-1-en-2-yl)-2,3,3a,4,5,5a,5b,6,7,7a,8,11,11a,11b,12,13,13a,13b-octadecahydro-1H-cyclopenta[a]chrysen-9-yl)cyclohex-3-ene-1-carboxylic acid.

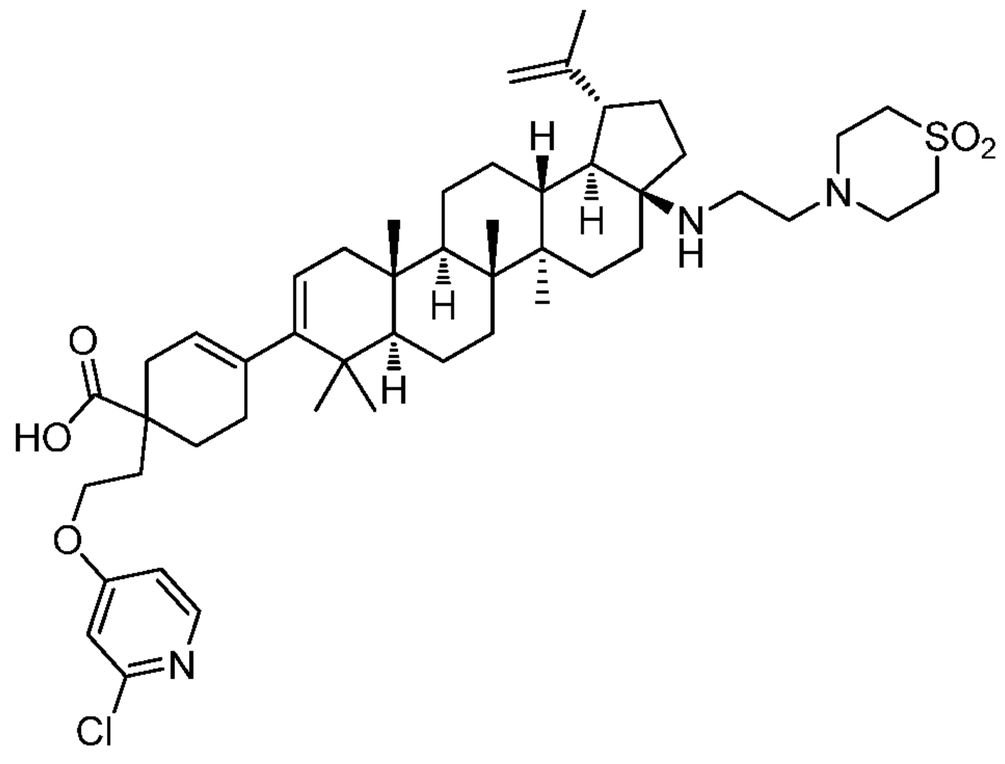

The title compound was prepared following the procedure described for the preparation of 2-(2-(1-carboxy-4-((1R,3aS,5aR,5bR,7aR,11aS,11bR,13aR,13bR)-3a-((2-(1,1-dioxidothiomorpholino)ethyl)amino)-5a,5b,8,8,11a-pentamethyl-1-(prop-1-en-2-yl)-2,3,3a,4,5,5a,5b,6,7,7a,8,11,11a,11b,12,13,13a,13b-octadecahydro-1H-cyclopenta[a]chrysen-9-yl)cyclohex-3-en-1-yl)ethoxy)isonicotinic acid, except in the present case 2,4-dichloropyridine (0.024 g, 0.161 mmol) was used instead of 2-chloroisonicotinic acid, and there was also less potassium tert-butoxide, 1.0M in THF used in the present case (0.129 mL, 0.129 mmol). The title compound was one of two compounds isolated from this reaction. The material was obtained as a slightly yellow solid (0.0168 g, 41.2 % yield) TFA salt. LCMS m/z = 850.6 ($M+H^+$), retention time 1.809 min (LCMS Method 20). ^{1}H NMR (400MHz, 1:1 mixture of CDCl3 and CD3OD, CD3OD lock) δ 8.00 (d, *J*=5.6 Hz, 1H), 6.90 (dd, *J*=5.6, 1.7 Hz, 1H), 6.76 (d, *J*=1.7 Hz, 1H), 5.32 (br. s., 1H), 5.17 (d, *J*=4.9 Hz, 1H), 4.79 (s, 1H), 4.71 (s, 1H), 4.41 - 4.33 (m, 2H), 3.28 - 2.98 (m, 12H), 2.80 (td, *J*=11.0, 4.6 Hz, 1H), 2.58 (d, *J*=15.4 Hz, 1H), 2.26 - 1.96 (m, 11H), 1.89 - 1.73 (m, 2H), 1.72 (s, 4H), 1.67 - 1.38 (m, 11H), 1.38 - 1.26 (m, 2H), 1.18 - 1.04 (m, 8H), 1.01 - 0.86 (m, 9H).

HIV CELL CULTURE ASSAY

Cells. MT-2 cells and 293T cells were obtained from the NIH AIDS Research and Reference Reagent Program. Cell lines were sub-cultured twice a week in either RPMI 1640 (MT-2) or DMEM (293T, HeLa) media supplemented with 10% heat inactivated fetal bovine serum (FBS), 100 units/mL of penicillin G and 100 μg/mL of streptomycin. The DMEM medium was additionally supplemented with 10 mM HEPES buffer, pH 7.55, 2 mM L-glutamine and 0.25 μg/mL of amphotericin B.

Viruses. NLRepRluc virus contains the *Renilla* luciferase marker in place of the viral *nef* gene. The proviral plasmid pNLRepRluc was constructed at Bristol-Myers Squibb, starting from a proviral NL_{4-3} clone (B subtype) that was obtained from the NIH AIDS Research and Reference Reagent Program. The parental recombinant wild type (WT) virus (NLRepRlucP373S) was derived from NLRepRluc and contains the additional substitution of P373 for serine in Gag (within the SP1 spacer), the most common 373 variation in subtype B. Other recombinant viruses (A364V, V370A/ΔT371 and the "T332S triple" (T332S/V362I + HIV-1 protease R41G)) were generated by site-directed mutagenesis of plasmid pNLRepRlucP373S to introduce those amino acid substitutions in Gag and protease. Recombinant virus DNA was then used to generate virus stocks by transfection of 293T cells (Lipofectamine PLUS kit, Invitrogen). Titers of virus stocks were determined using a luciferase assay (Dual-Luciferase® Reporter Assay System, Promega, Milwaukee, WI, USA) endpoint.

Multiple cycle drug susceptibility assay. Pellets of MT-2 cells were infected with NLRepRlucP373S Gag site-directed viruses, where initial *inocula* of the reporter strains were normalized using equivalent endpoint luciferase activity signals. Such cell-virus mixtures were resuspended in medium, incubated for 1-hour at $37^{o}C/CO_{2,\ and}$ added to compound containing 96-well plates at a final cell density of 10,000 cells per well. The test compounds were 3-fold serially diluted in 100% DMSO, and assayed at a final DMSO concentration of 1%. After 4 - 5 day incubation at $37^{o}C/CO_2$, virus yields were determined by *Renilla* luciferase activity (Dual-Luciferase® Reporter Assay System, Promega). The endpoint luminescence was detected on a Wallac Trilux (PerkinElmer).

The 50% inhibitory concentrations ($EC_{50}s$) were calculated by using the exponential form of the median effect equation where Percent Inhibition = $1/[1+ (EC_{50}/\text{drug conc.})^{m}]$, where

m is a parameter that reflects the slope of the concentration-response curve. Background was taken as the residual signal observed upon inhibition at the highest concentration of a control protease inhibitor, NFV (3 μM).

The 90% inhibitory concentrations (EC_{90}s) were calculated by using the exponential form of the median effect equation where $EC_F = [(F/(100-F)]^{1/H} \cdot EC_{50}$, where H is a parameter that reflects the slope of the concentration-response curve. Background was taken as the residual signal observed upon inhibition at the highest concentration of a control protease inhibitor, NFV (3 μM).

HIV cell culture assay

HIV-1 NL_{4-3} expressing *Renilla* luciferase gene was converted to the gag V370A/ΔT371 virus by site directed mutagenesis. A364V is a site directed mutant.

T332s/V362I/Pr R41G (Nl4.3, B Clade) virus' was obtained as follows: Selection for resistance of HIV-1 strain NL4-4 virus with the HIV maturation inhibitor (MI) compound

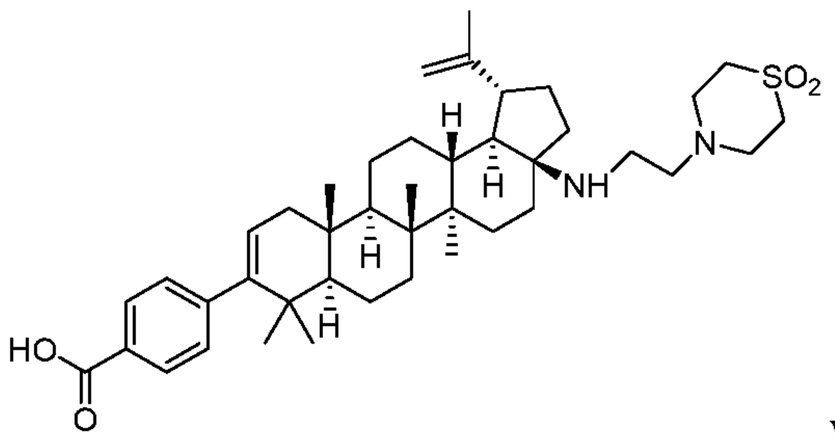

was started at the EC_{50} for this virus (2 nM), with a two-fold increase in the maturation inhibitor compound concentration applied at each passage. At passage 8 virus was harvested and sequenced. The selected virus population contained Gag amino acid substitutions T332S and V362I and the R41G substitution in protease. These substitutions were subsequently introduced into NLRepRlucP373, a derivative of HIV-1 clone NL4-3 modified to contain P373S, the most common polymorphic substitution in subtype B at position 373, and the *Renilla* luciferase gene inserted into the *nef* locus.

The emergence of selected substitutions in the wt genotypic background is discussed herein:

Starting from wt virus, the HIV protease R41G substitution was detected in one of three *in vitro* selections for resistance to the MI compound above along with Gag V362I and Gag

T332S. R41G is not a primary PI resistance substitution[i] and is not present in the LANL database (2010). There is a single report of R41G associated with *in vitro* selection for resistance to an investigational PI[ii]. However, in that case, R41G did not itself convey PI resistance. A related change, R41K, is a common subtype B polymorph (27% of LANL database), and R41K may be involved in the emergence of protease resistance to an investigational protease inhibitor.[iii] R41 is located in a loop proximal to the HIV-1 protease substrate binding site, and this change might act allosterically to facilitate closing the protease active site pocket over the substrate, thereby allowing catalysis. It might be that R41G alters the dynamics of the loop motion and the final positioning of the loop, which could cause the active site to better recognize the primary MI compound (above)-selected changes (V362I/T332S). An analysis of the V362I/T332S/Pr R41G substitutions, and their effects on MI compound susceptibility and viral growth, are described in the Table 1 below:

Table 1: Anti-Viral Sensitivity of Site Directed Mutants

Group	Genotype	Virus titer, $TCID_{50}$ ($x10^5$/mL)			Fold wt	
		CPE	Rluc	RT	MI Compound	BVM (Bevirimat)
Key substitutions						
Crosswise effects of T332S and Pr R41G on V362I						
6	V362I	2.6	1.6	2.6	2.2	0.6
	T332S	2.6	6.6	0.4	1.9	23
	HIV protease R41G	2.6	2.6	1.0	1.5	1.9
	T332S/V362I/	4.1	6.6	4.1	5.7	3.1
	T332S/prR41G	0.6	1.0	0.4	6.1	4.2
	V362I/prR41G	0.6	1.6	0.6	9.3	3.9
	T332S/V362I/Pr41G	0.3	1.6	0.1	217	10

Viruses were constructed that contain T332S and HIV protease R41G combinations, with and without V362I.). Viruses with only a single change are only ~2-fold less sensitive to the MI compound, while double combinations of these 3 substitutions are 5.7- to 9.3-fold less sensitive. The virus with the triple change is much less sensitive to the MI compound, suggesting that the R41G change in protease may 'crosstalk' with Gag changes to further reduce sensitivity to the MI compound, an unexpected finding. Thus, the T332S/V362I Site directed mutant (SDM) virus exhibits a fold change of only 5.7, but addition of the R41G protease change substantially increases the FC to 217.

[i] Johnson VA, Brun-Vezinet F, Clotet B, Gunthard HF, Kuritzkes DR, Pillay D, Schapiro JM,
Richman DD. Update of the drug resistance mutations in HIV-1: December 2009. Top HIV
Med. 2009 Dec; 17(5):138-45.

[ii] Dierynck, I, Van Markck, H, Van Ginderen, M, Jonckers, TH, Nalam, MN, Schiffer, CA,
Raoof, A, Kraus, G, Picchio, G. TMC310911, a novel human immunodeficiency virus type 1
protease inhibitor, shows in vitro an improved resistance profile and higher genetic barrier to
resistance compared

[iii] Stray KM, Callebaut C, Glass B, Tsai L, Xu L, Müller B, Kräusslich HG, Cihlar T. Mutations in multiple domains of Gag drive the emergence of in vitro resistance to the phosphonate-containing HIV-1 protease inhibitor GS-8374. J Virol. 2013 87:454-63

All three recombinant viruses were used as described above in the HIV cell culture assay for the NL_{4-3} virus. The EC_{50} WT, EC_{50} V370A/ΔT371, EC_{50} A364V and EC_{50} T332s/V362I/Pr R41G data for the compounds is shown in Table 2.

Biological Data Key for EC_{50}s

Compounds with EC_{50} >0.05 μM	Compounds with EC_{50} <0.0.5 μM
Group "B"	Group "A"

Table 2.

Ex #	Structure	WT EC_{50} (μM)	V370A/ ΔT371 EC_{50} (μM)	A364V EC_{50} (μM)	T332S/ V362I/ pr41G EC_{50} (μM)
1	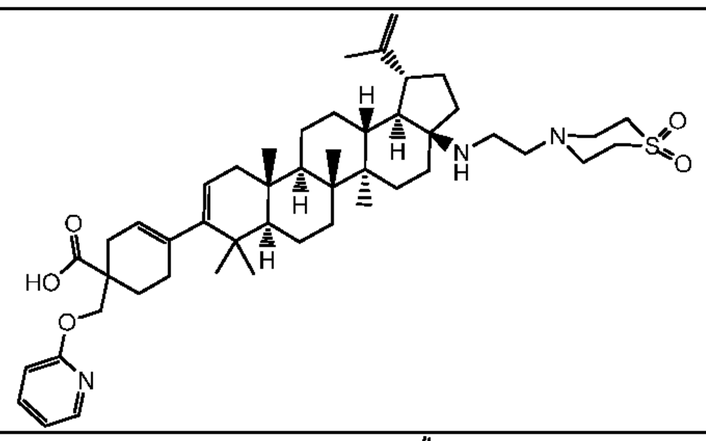	0.003	0.017	0.011	0.014
2	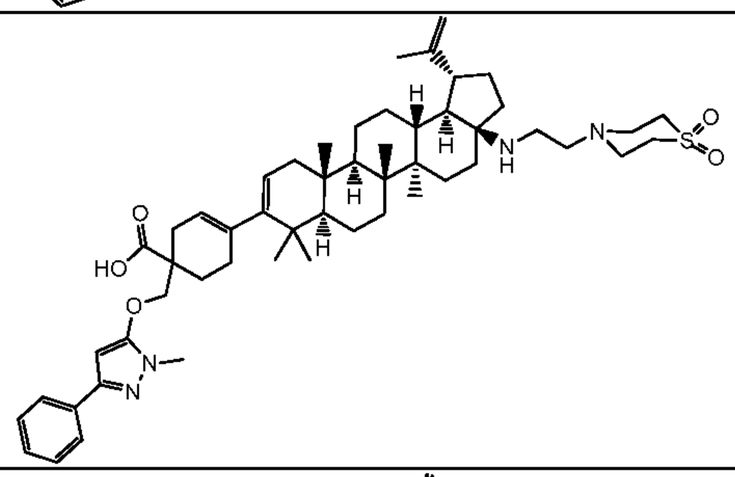	3.000	-	1.941	3.000
3	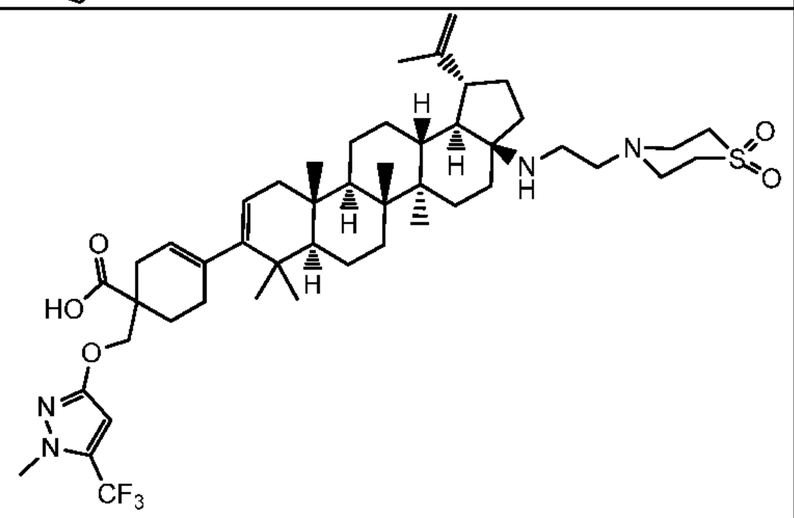	0.009	-	2.218	2.167
4	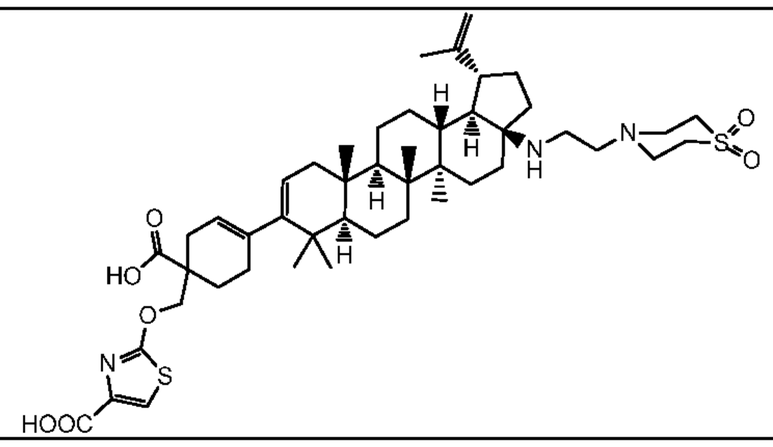	B	B	B	B

Ex #	Structure	WT EC_{50} (μM)	V370A/ ΔT371 EC_{50} (μM)	A364V EC_{50} (μM)	T332S/ V362I/ pr41G EC_{50} (μM)
5	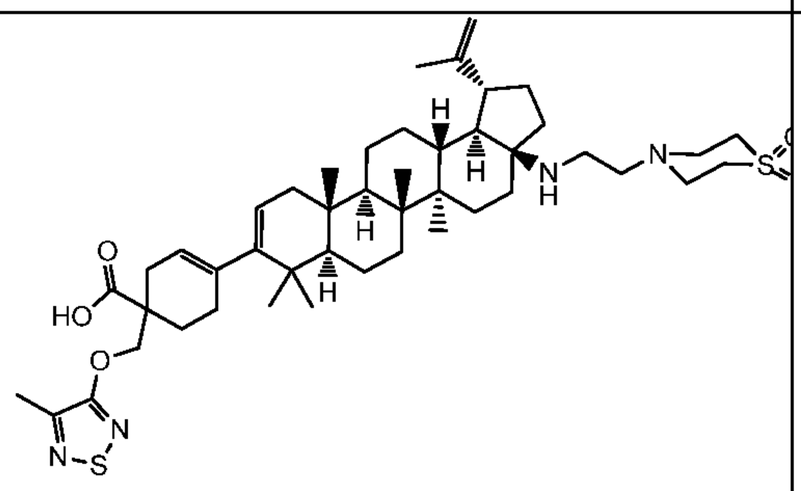	0.003	0.015	0.015	0.015
6	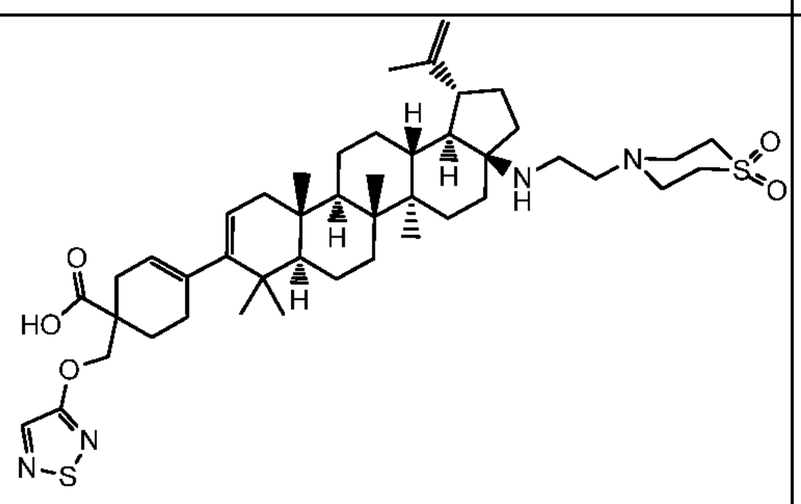	A	A	B	A
7	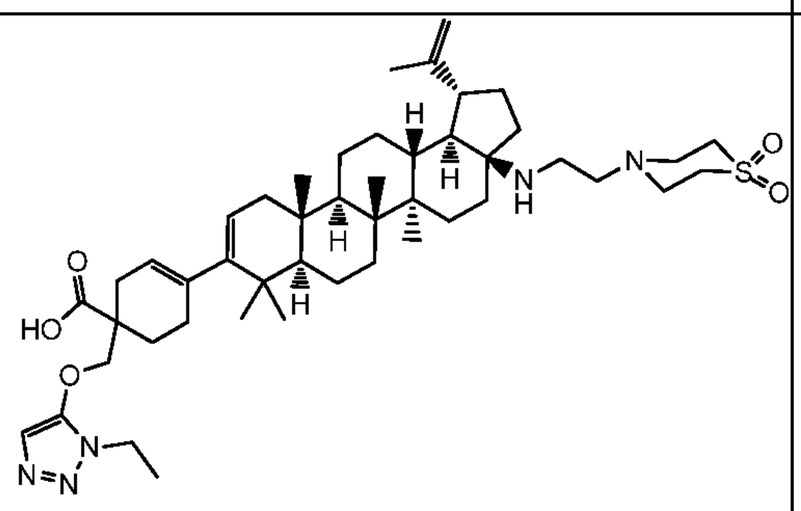	0.002	0.192	0.095	0.192
8	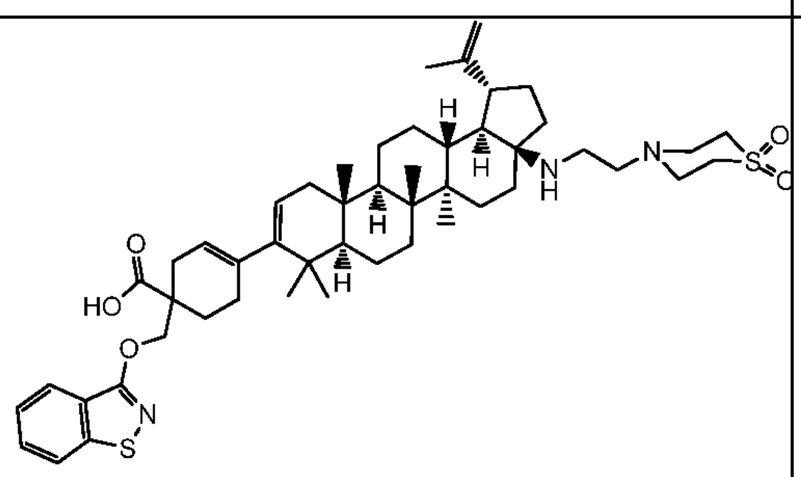	A	A	A	A

Ex #	Structure	WT EC_{50} (μM)	V370A/ ΔT371 EC_{50} (μM)	A364V EC_{50} (μM)	T332S/ V362I/ pr41G EC_{50} (μM)
9	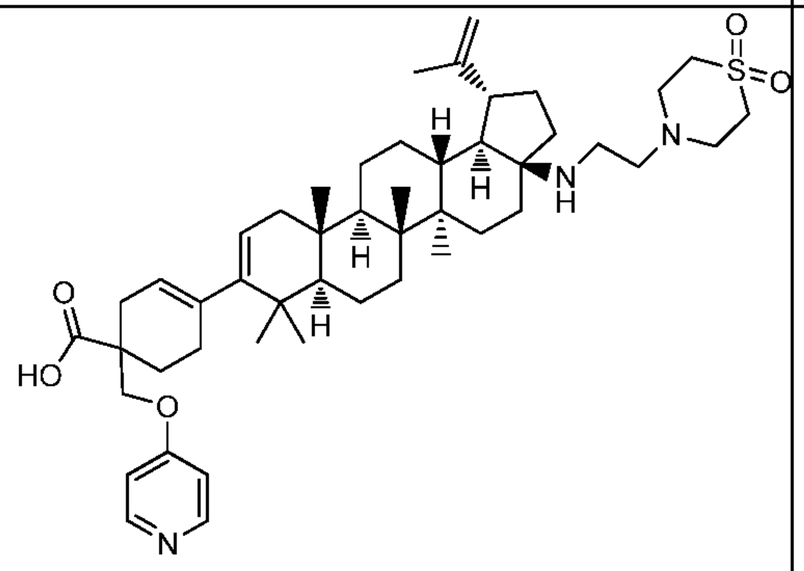	0.002	-	0.035	0.014
10	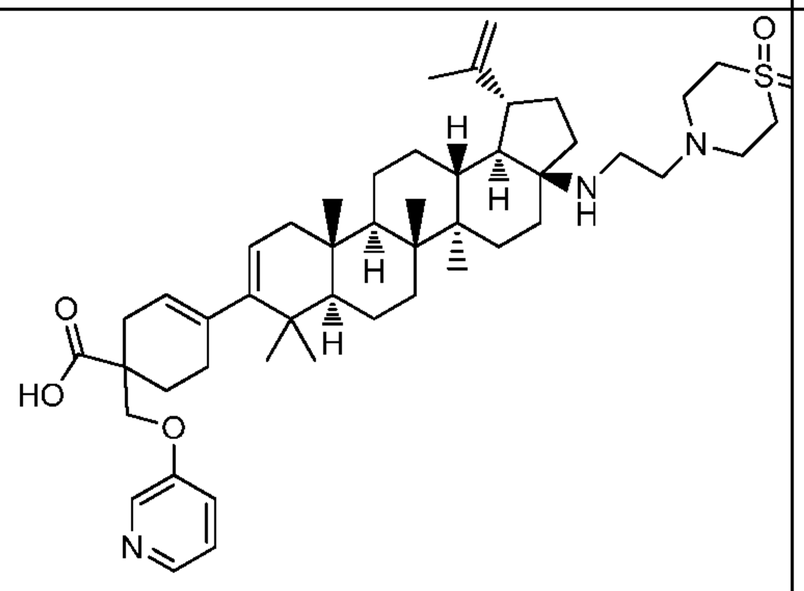	0.002	-	0.027	0.006
11	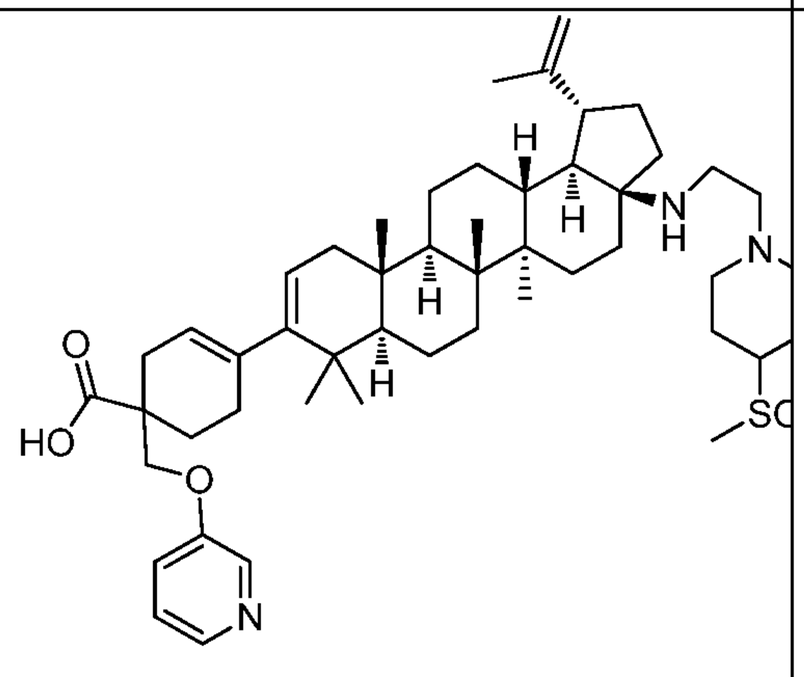	0.002	-	0.018	0.008

Ex #	Structure	WT EC_{50} (μM)	V370A/ ΔT371 EC_{50} (μM)	A364V EC_{50} (μM)	T332S/ V362I/ pr41G EC_{50} (μM)
12	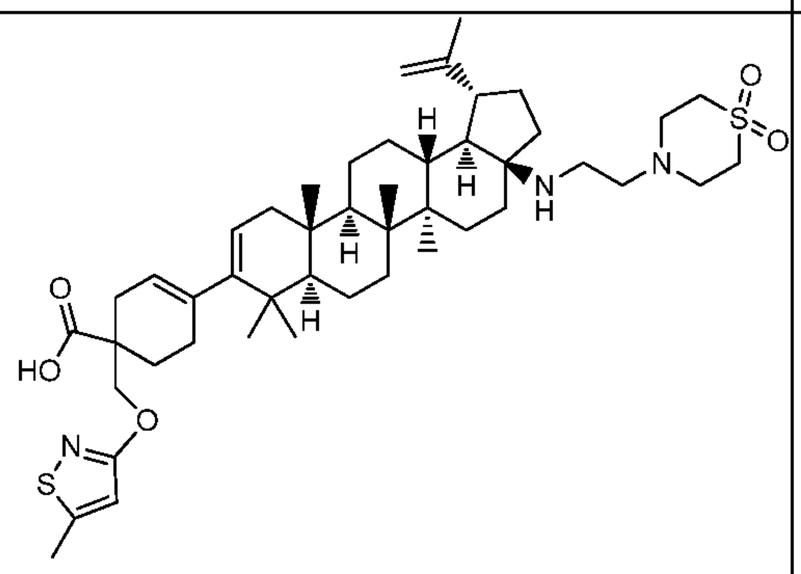	A	A	A	A
13	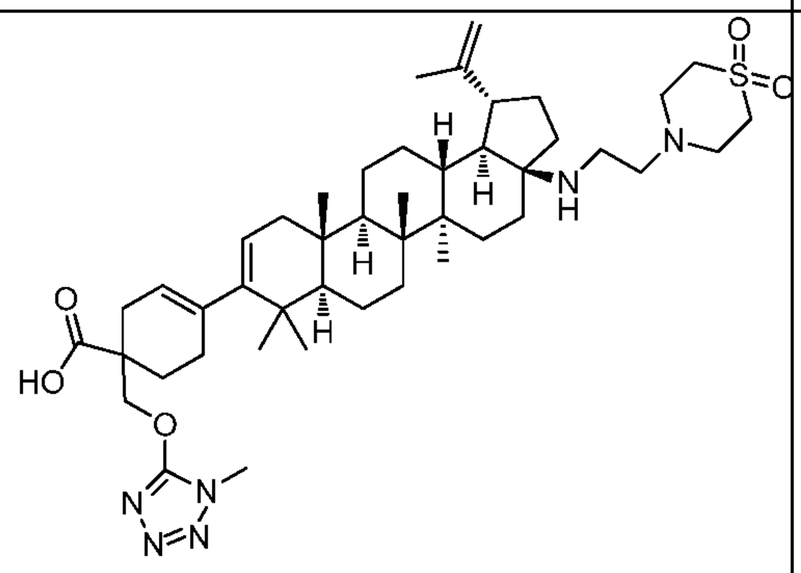	0.002	0.007	0.024	0.007
14	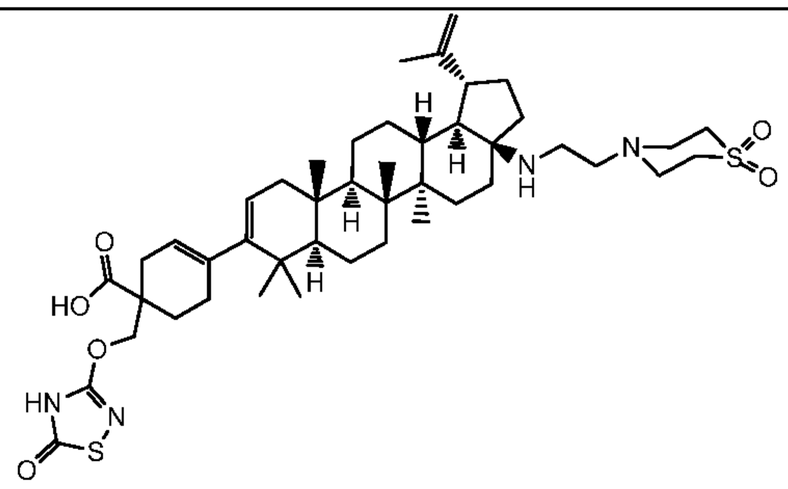	0.027	B	B	B
15	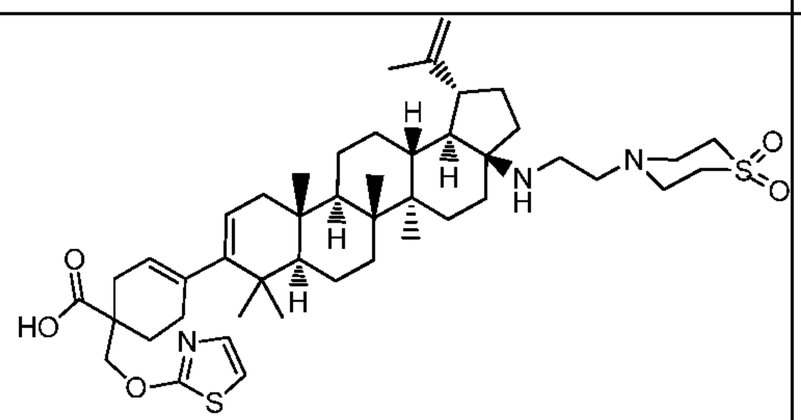	0.004	0.390	2.376	0.390

Ex #	Structure	WT EC_{50} (μM)	V370A/ ΔT371 EC_{50} (μM)	A364V EC_{50} (μM)	T332S/ V362I/ pr41G EC_{50} (μM)
16	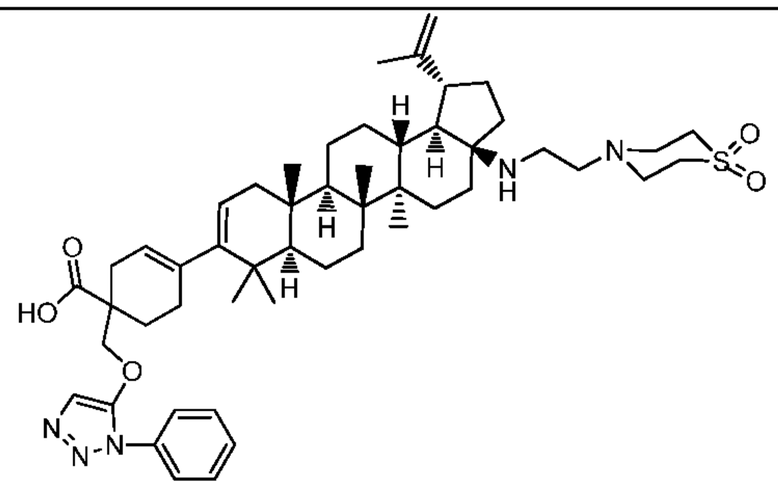	0.005	0.030	0.032	0.030
17	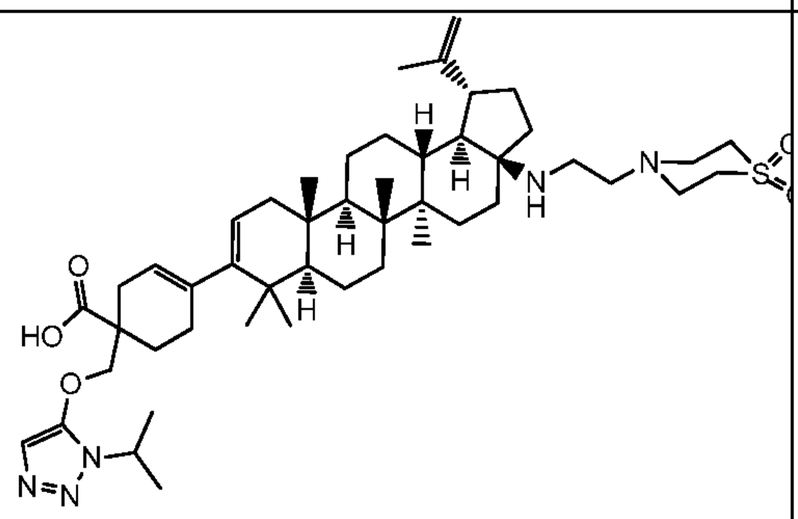	0.003	0.015	B	0.015
18		0.002	A	0.011	0.014
19	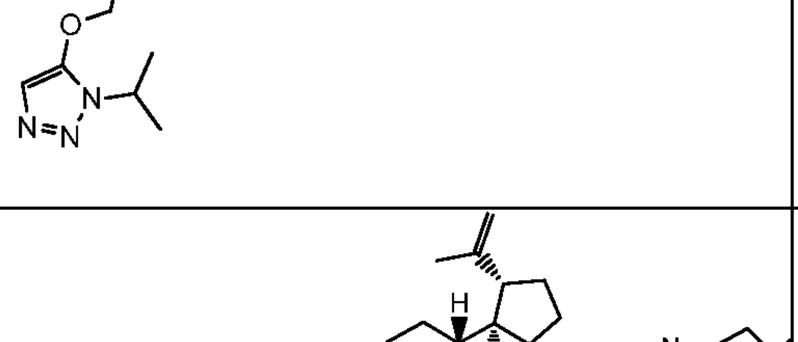	0.003	0.047	0.036	0.047

Ex #	Structure	WT EC_{50} (μM)	V370A/ ΔT371 EC_{50} (μM)	A364V EC_{50} (μM)	T332S/ V362I/ pr41G EC_{50} (μM)
20	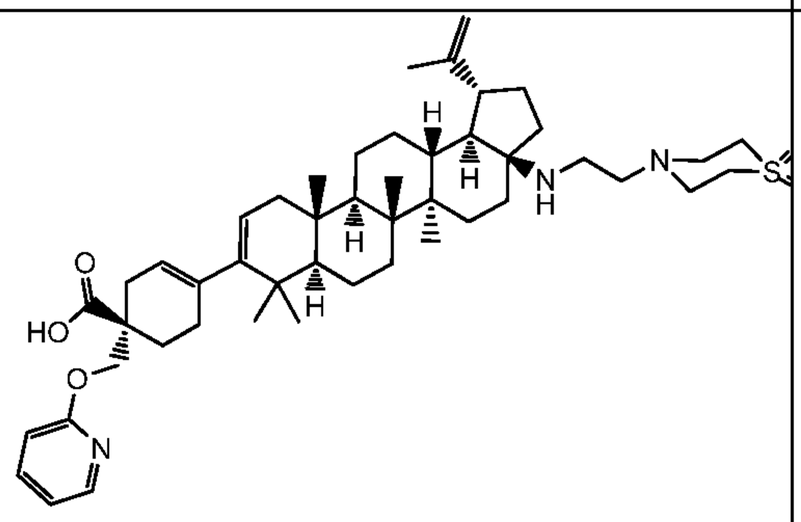	A	A	A	A
21	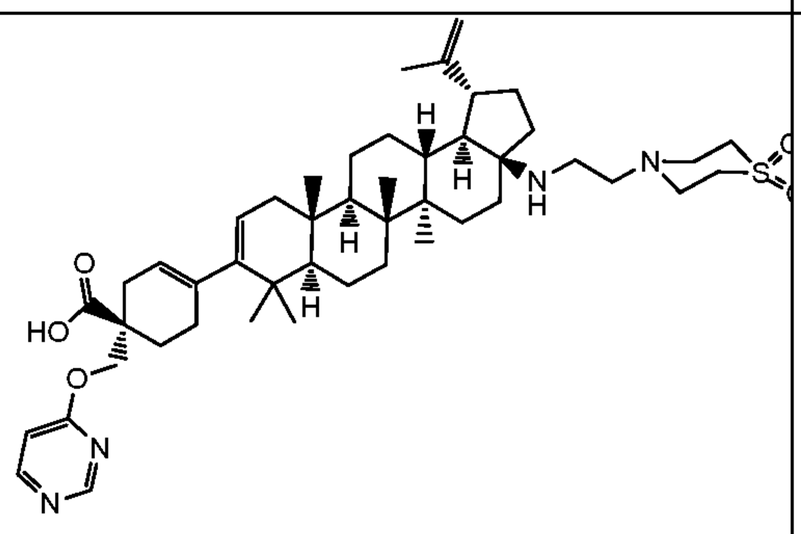	A	B	A	B
22	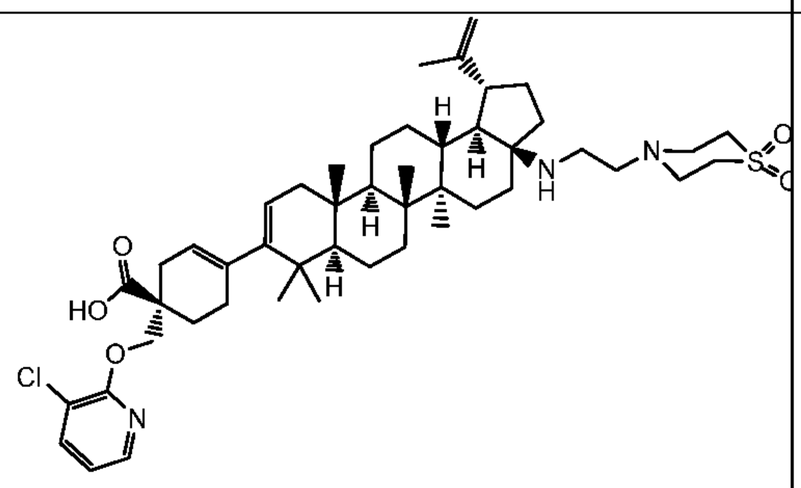	0.005	0.015	0.008	0.015
23	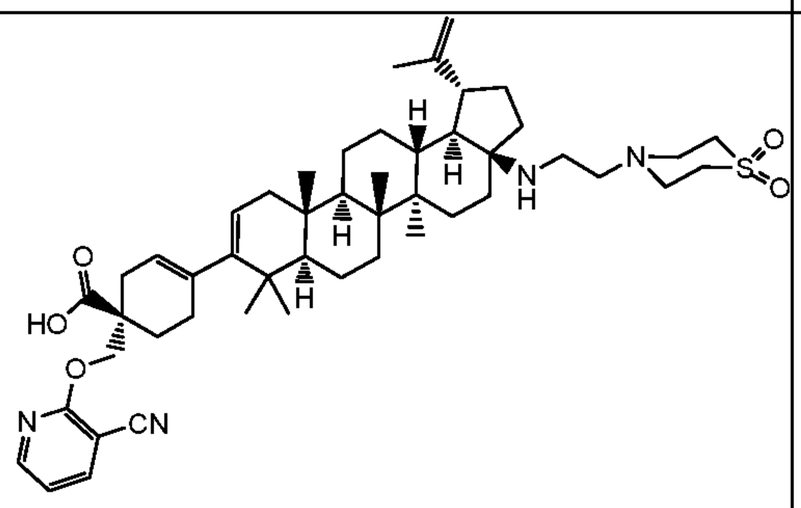	0.002	A	B	0.006

Ex #	Structure	WT EC_{50} (μM)	V370A/ ΔT371 EC_{50} (μM)	A364V EC_{50} (μM)	T332S/ V362I/ pr41G EC_{50} (μM)
24	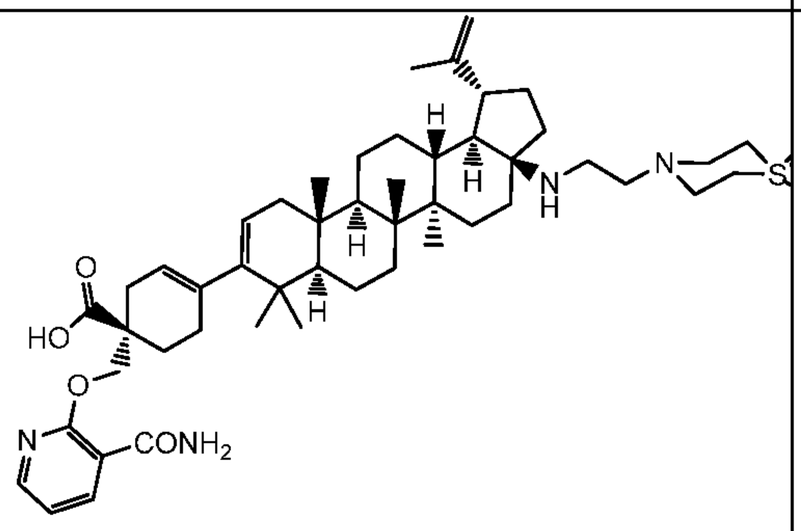	0.002	0.012	0.008	0.012
25	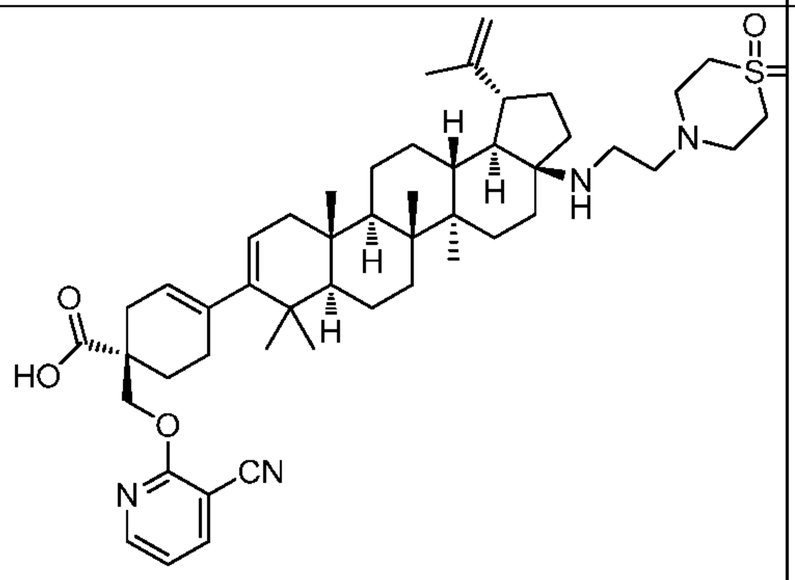	0.002	0.010	0.018	0.010
26	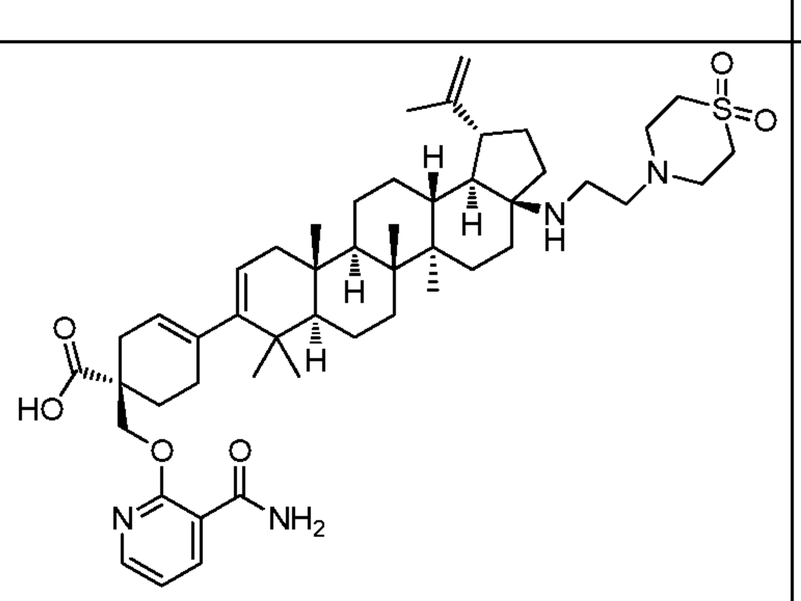	0.005	0.041	0.028	0.041
27	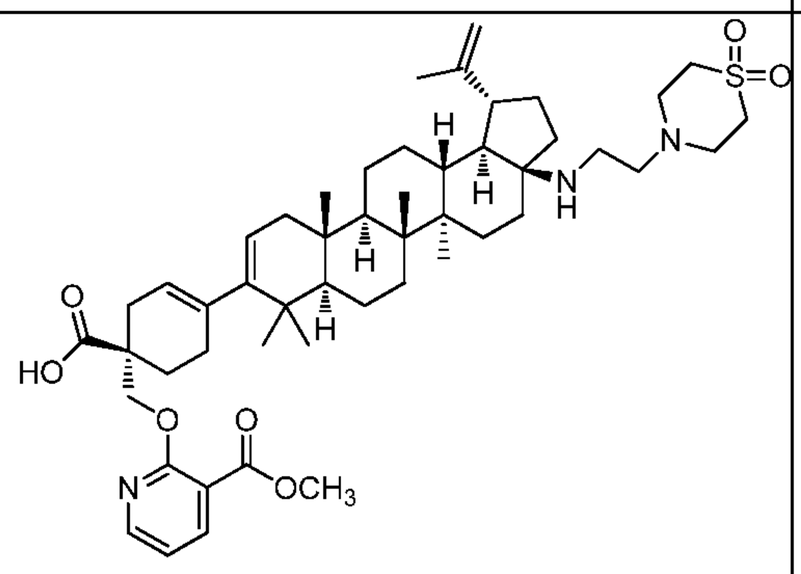	A	A	A	A

Ex #	Structure	WT EC_{50} (μM)	V370A/ ΔT371 EC_{50} (μM)	A364V EC_{50} (μM)	T332S/ V362I/ pr41G EC_{50} (μM)
28	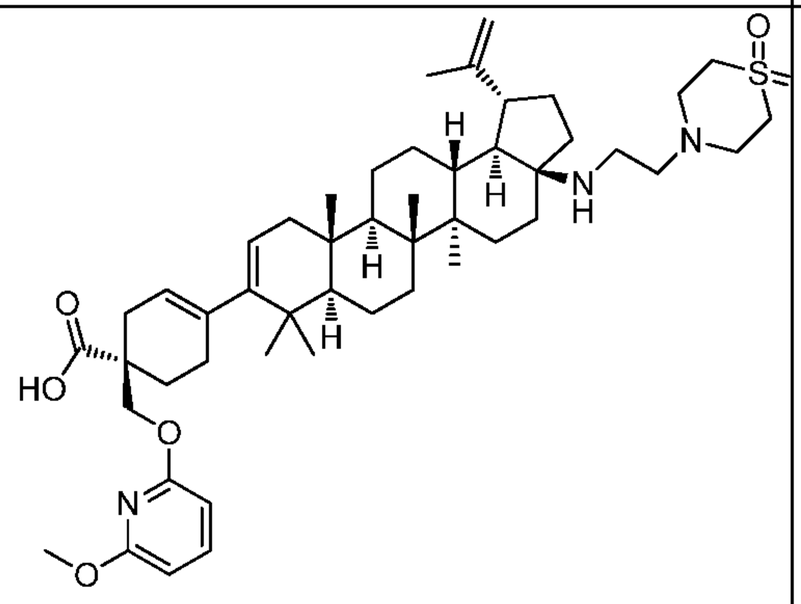	0.003	0.021	0.021	0.021
29	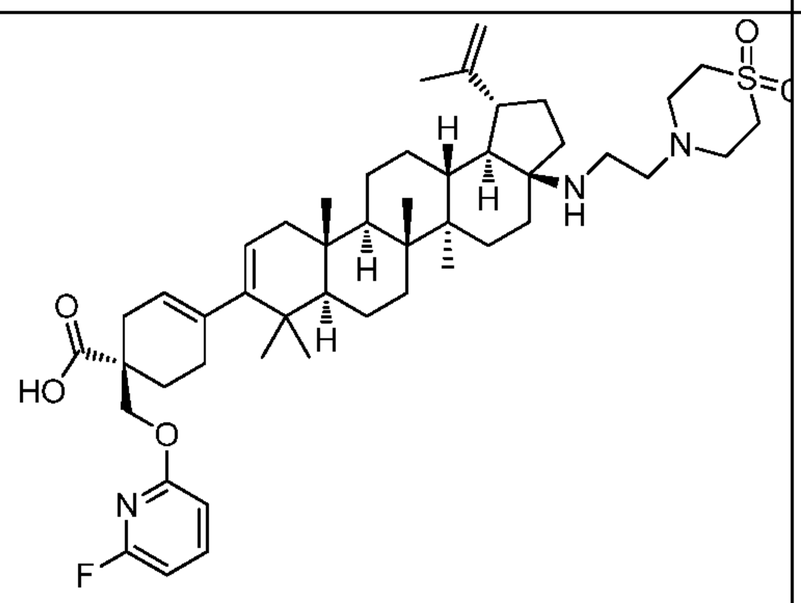	0.005	0.021	0.005	0.021
30	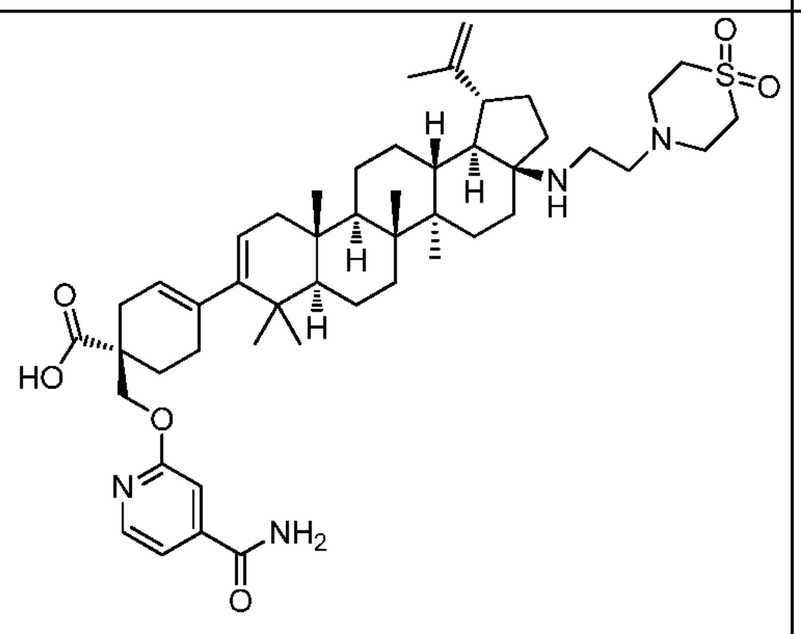	A	A	A	A

Ex #	Structure	WT EC_{50} (μM)	V370A/ ΔT371 EC_{50} (μM)	A364V EC_{50} (μM)	T332S/ V362I/ pr41G EC_{50} (μM)
31	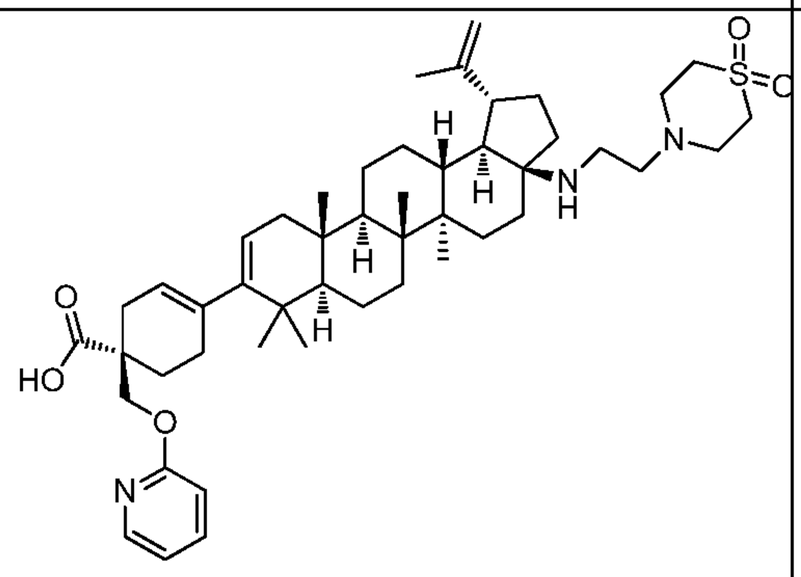	0.002	0.009	0.006	0.009
32	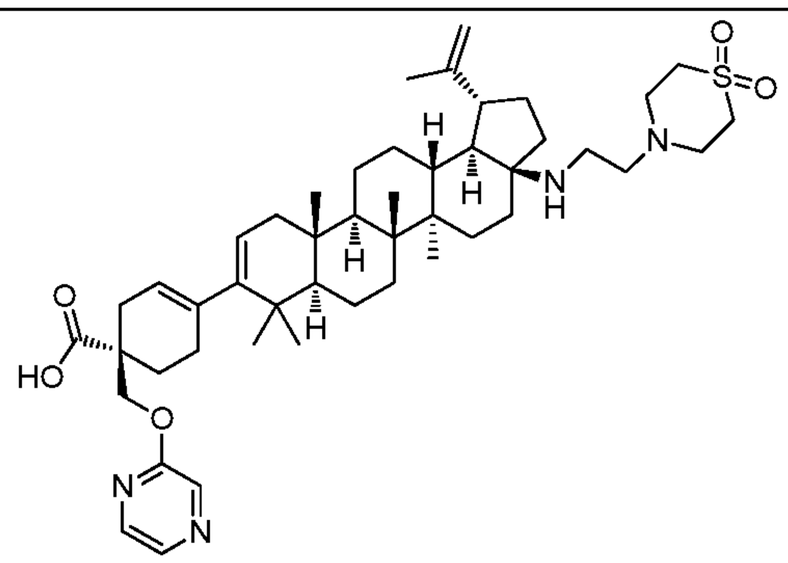	A	A	A	A
33	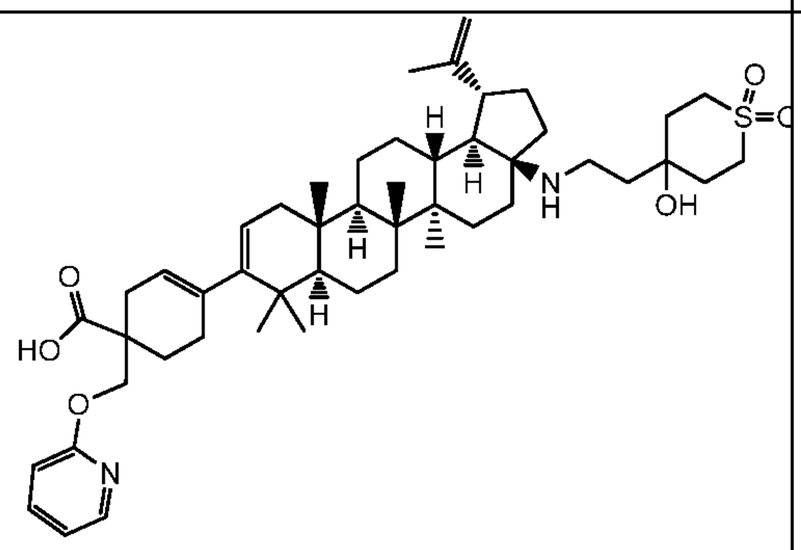	0.005	A	0.016	A

Ex #	Structure	WT EC_{50} (μM)	V370A/ ΔT371 EC_{50} (μM)	A364V EC_{50} (μM)	T332S/ V362I/ pr41G EC_{50} (μM)
34	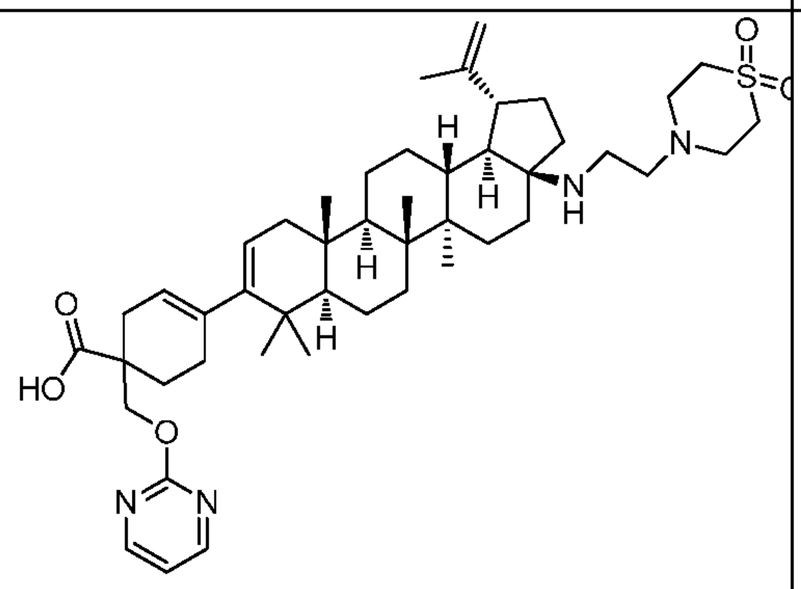	0.002	0.013	A	0.013
35	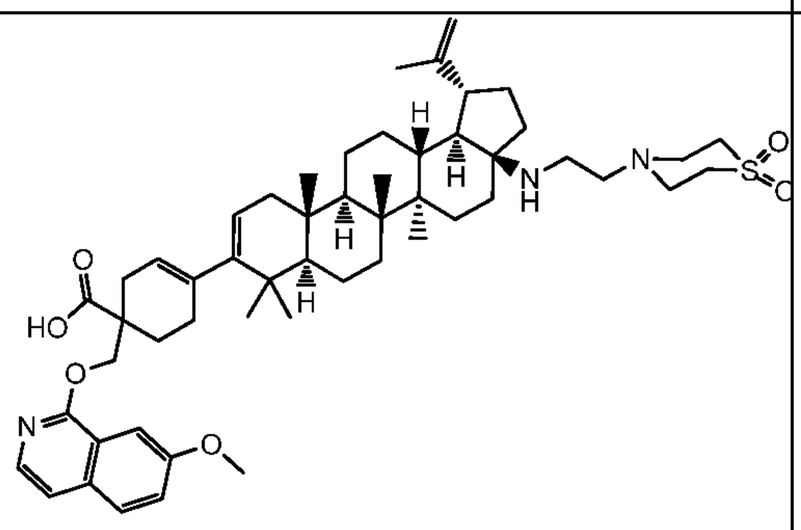	0.007	B	0.024	B
36	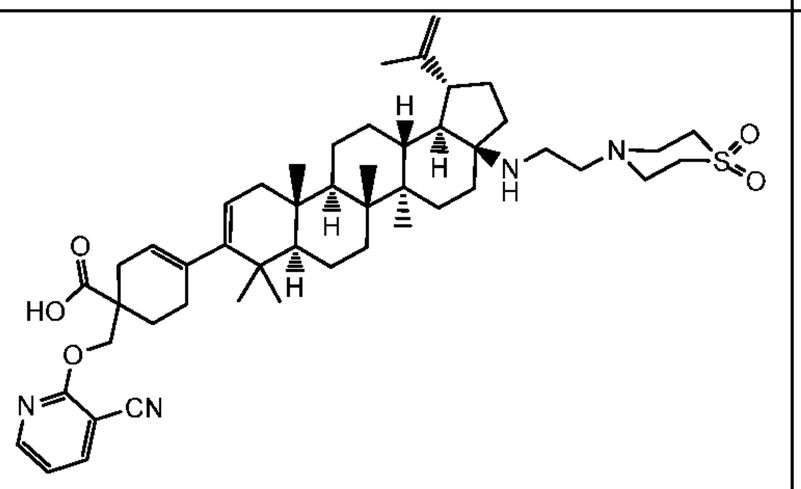	0.003	0.011	0.005	0.011
37	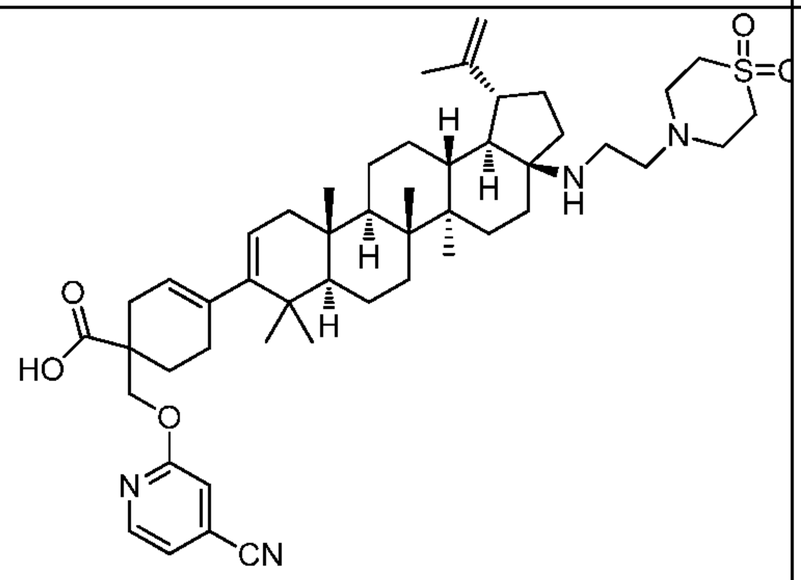	A	B	B	B

Ex #	Structure	WT EC_{50} (μM)	V370A/ ΔT371 EC_{50} (μM)	A364V EC_{50} (μM)	T332S/ V362I/ pr41G EC_{50} (μM)
38	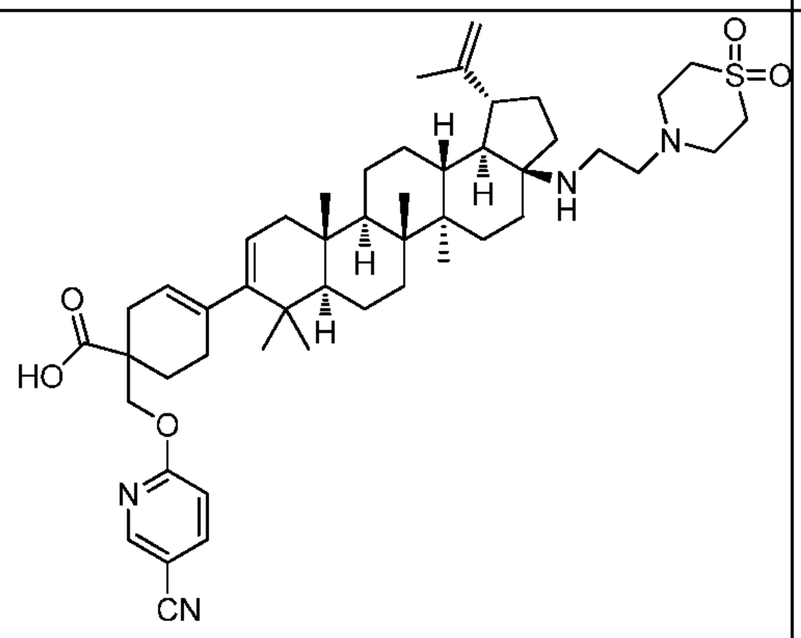	0.002	0.232	0.029	0.232
39	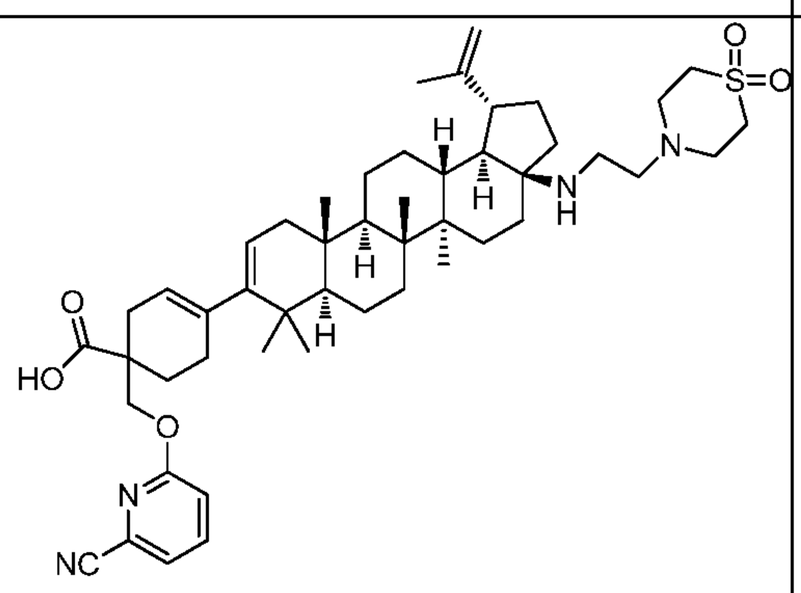	0.014	B	A	B
40	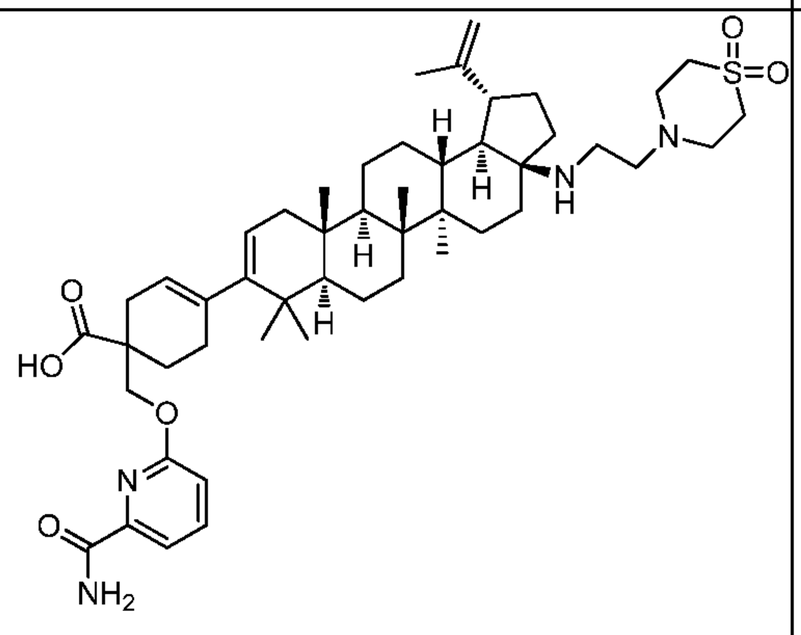	0.004	0.233	0.271	0.233

Ex #	Structure	WT EC_{50} (μM)	V370A/ ΔT371 EC_{50} (μM)	A364V EC_{50} (μM)	T332S/ V362I/ pr41G EC_{50} (μM)
A1	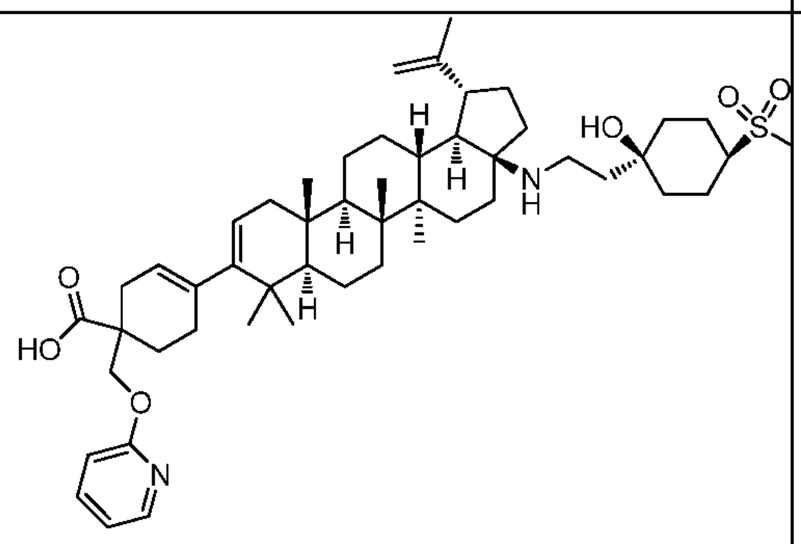	0.005	0.026	0.009	0.026
A2	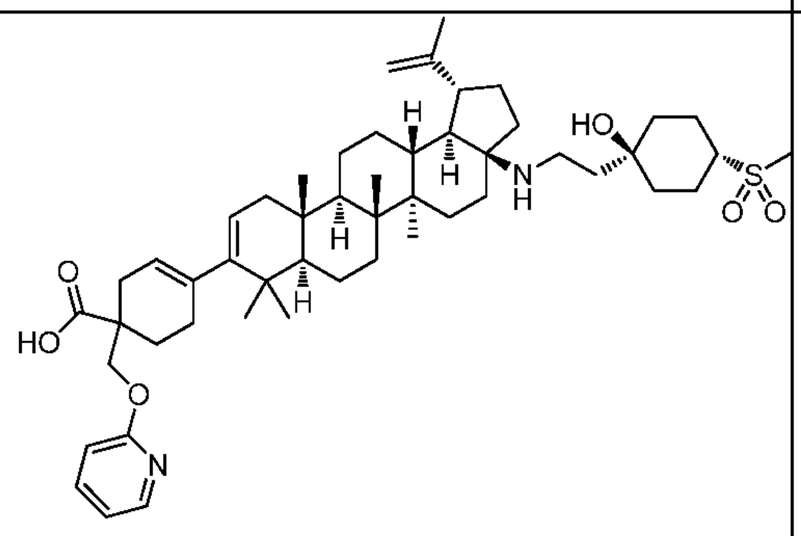	0.001	0.008	0.014	0.008
A3	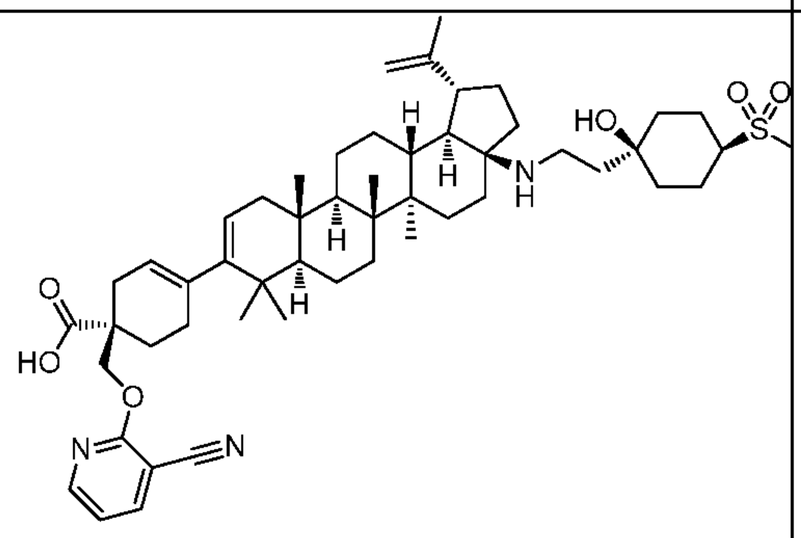	0.004	0.005	0.011	0.005
A4	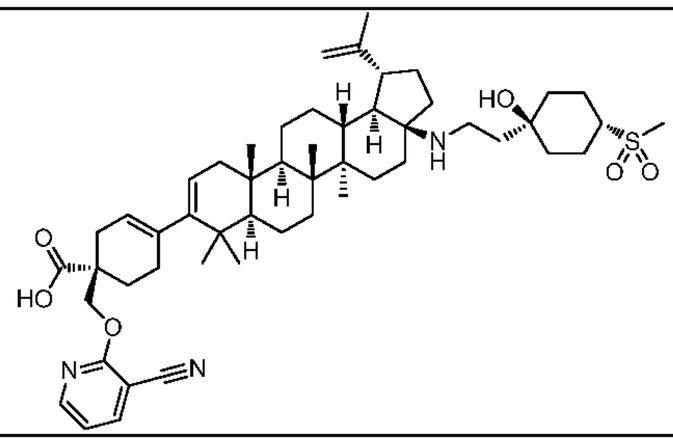	0.004	0.006	0.026	0.006

Ex #	Structure	WT EC_{50} (μM)	V370A/ ΔT371 EC_{50} (μM)	A364V EC_{50} (μM)	T332S/ V362I/ pr41G EC_{50} (μM)
A5	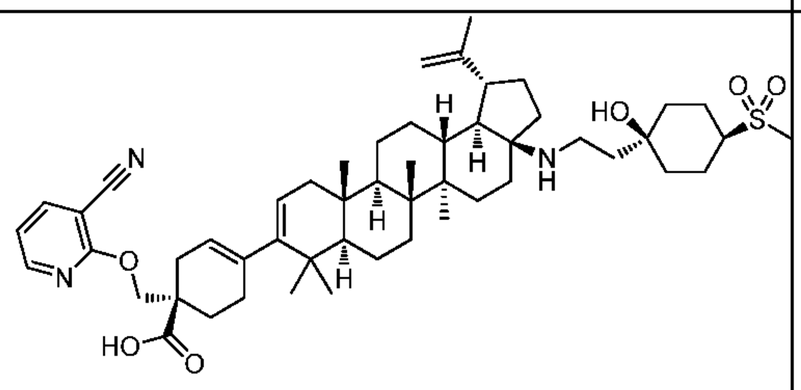	0.002	0.003	0.006	0.003
A6	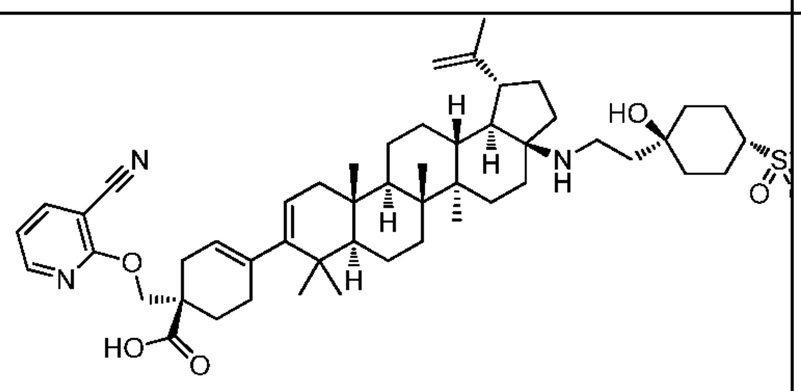	0.002	0.008	0.005	0.008
A7	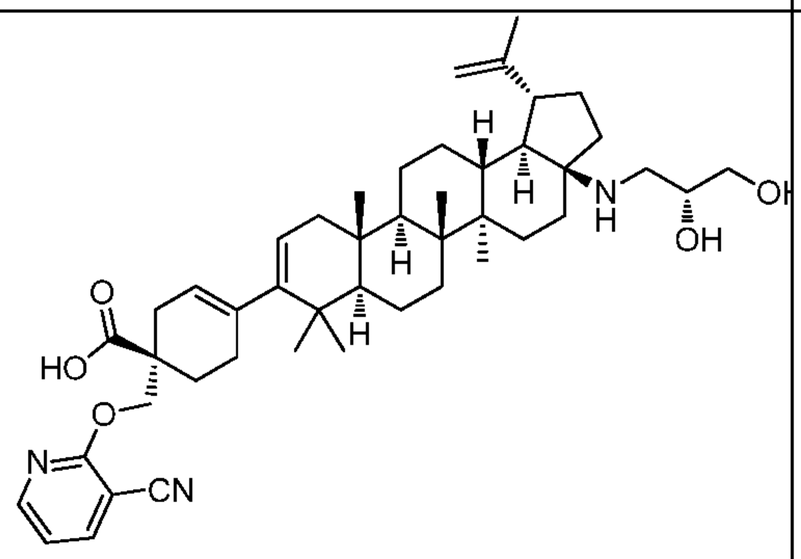	0.003	0.005	0.477	0.005
A8	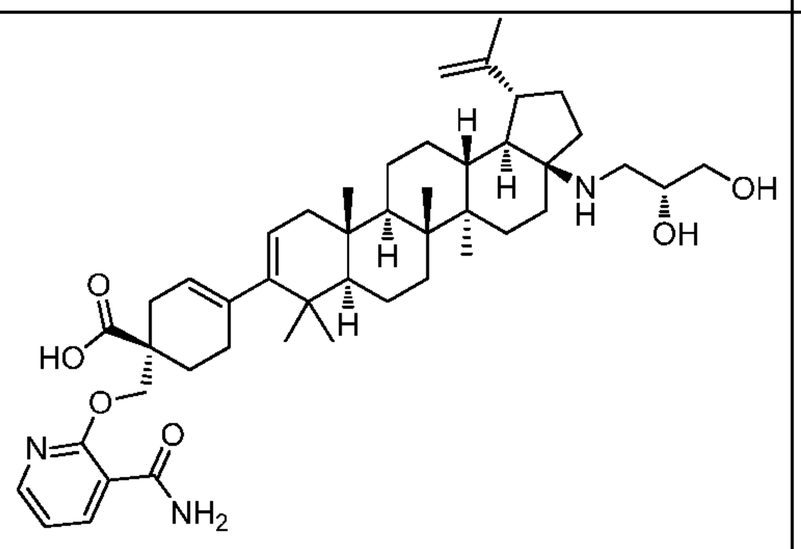	0.004	0.023	0.176	0.023

Ex #	Structure	WT EC_{50} (μM)	V370A/ ΔT371 EC_{50} (μM)	A364V EC_{50} (μM)	T332S/ V362I/ pr41G EC_{50} (μM)
A9	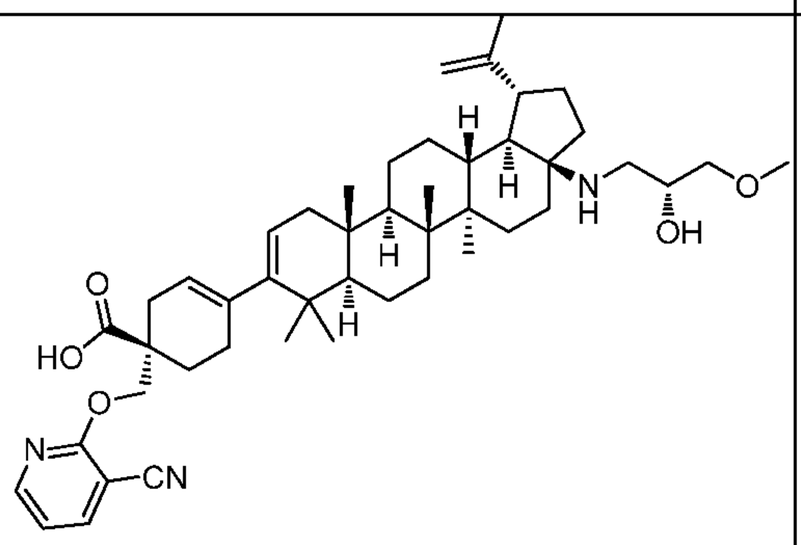	0.003	0.012	0.300	0.012
A11	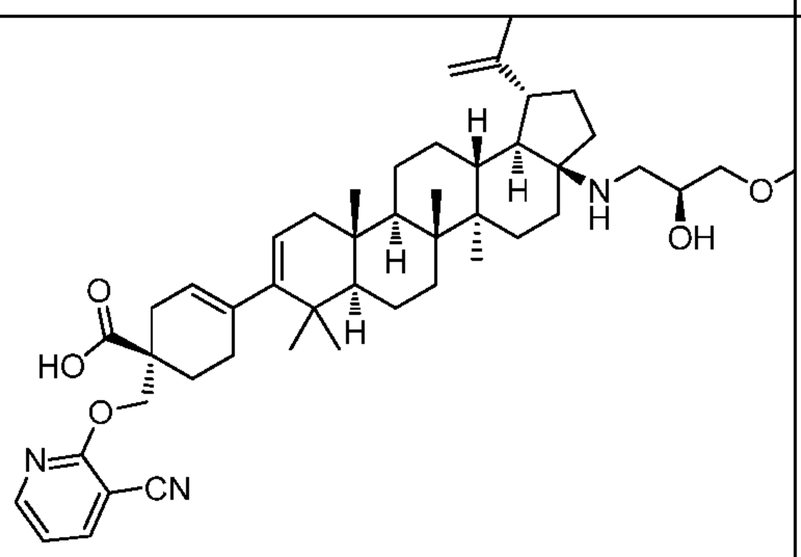	0.011	0.017	0.281	0.017
A12	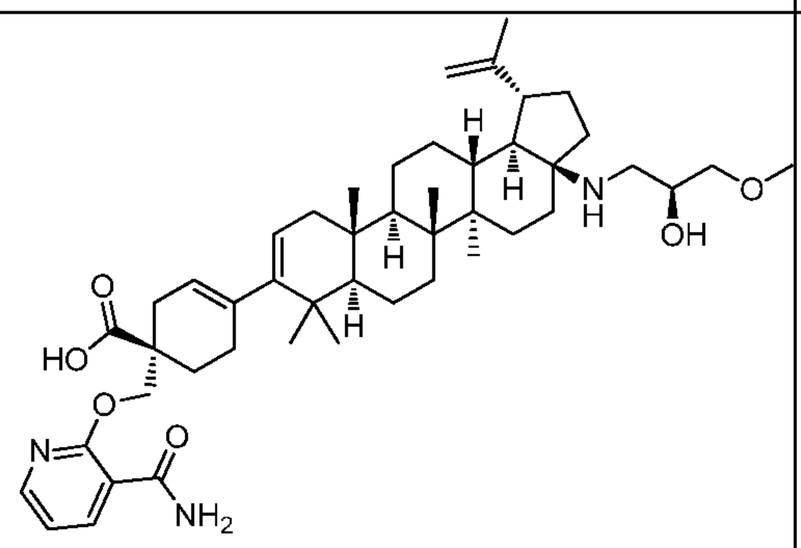	0.002	0.059	0.069	0.059
A13	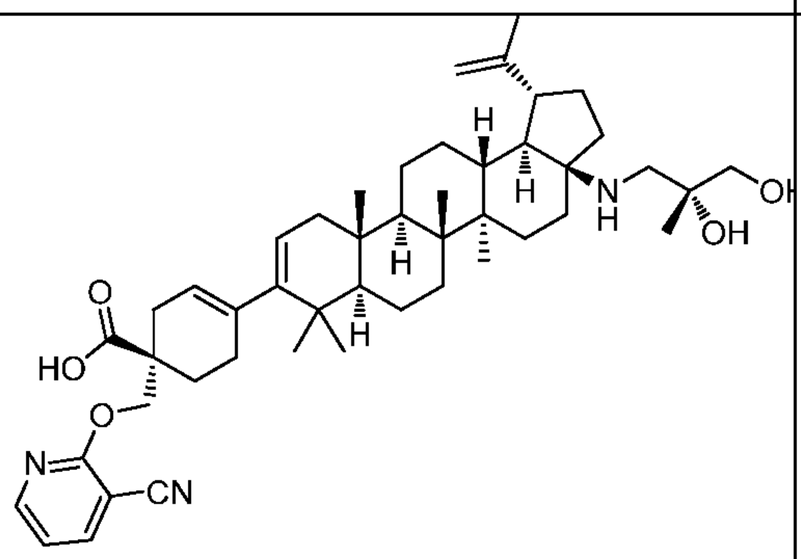	0.002	0.027	0.831	0.027

Ex #	Structure	WT EC_{50} (μM)	V370A/ ΔT371 EC_{50} (μM)	A364V EC_{50} (μM)	T332S/ V362I/ pr41G EC_{50} (μM)
A14	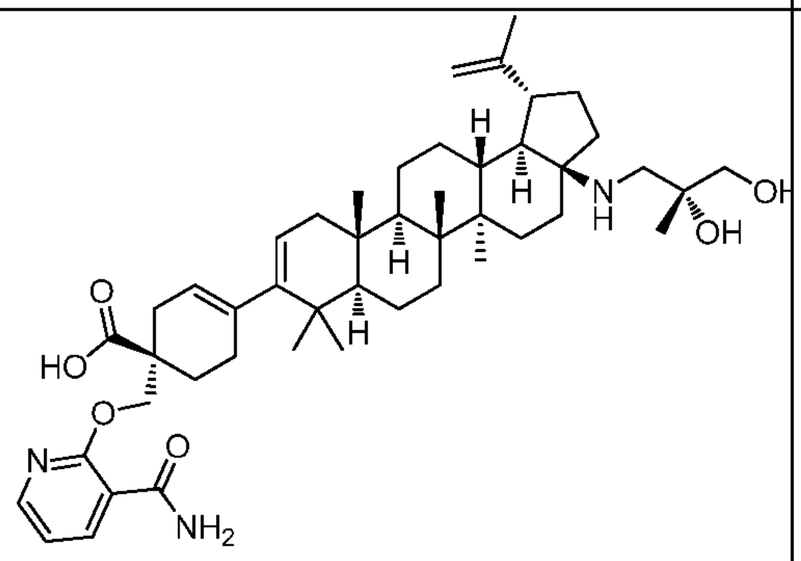	0.005	0.110	0.114	0.110
A15	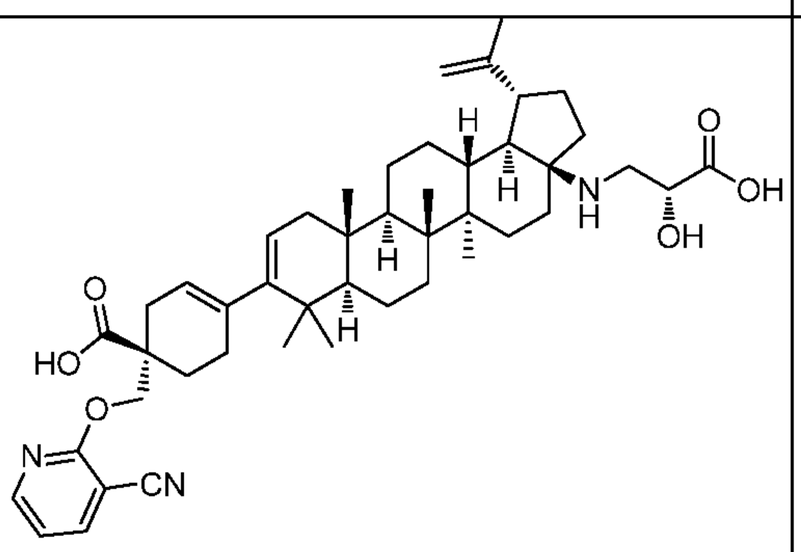	0.003	0.010	0.794	0.010
A16	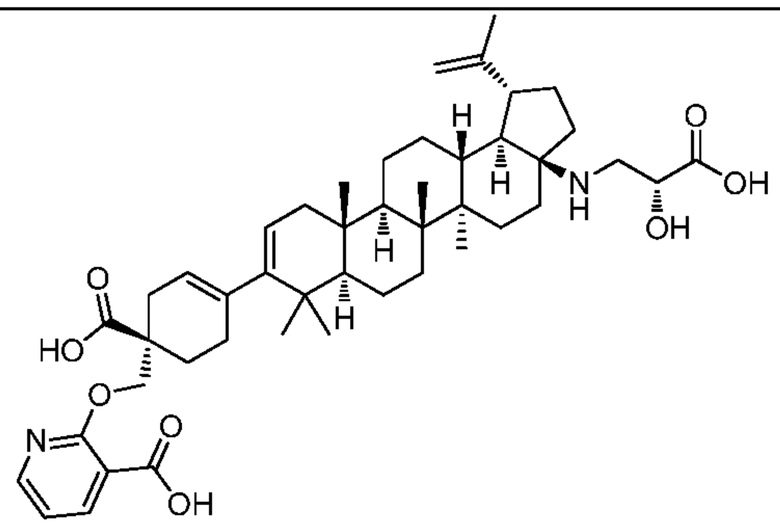	0.010	0.068	0.139	0.068
A17	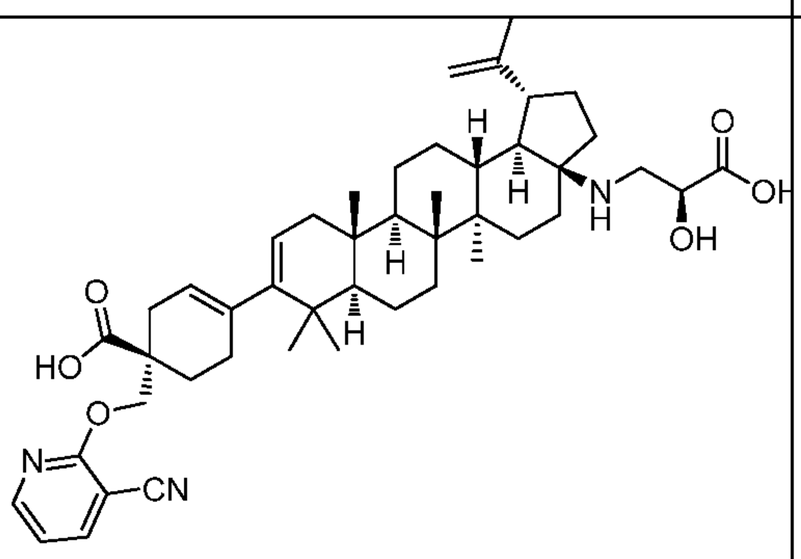	0.003	0.015	3.000	0.015

Ex #	Structure	WT EC_{50} (μM)	V370A/ ΔT371 EC_{50} (μM)	A364V EC_{50} (μM)	T332S/ V362I/ pr41G EC_{50} (μM)
A18	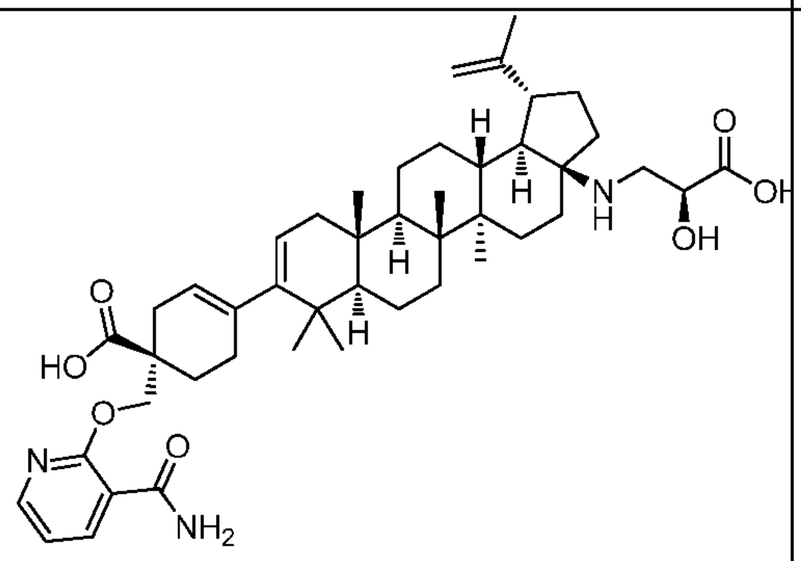	0.008	0.027	0.192	0.027
A19	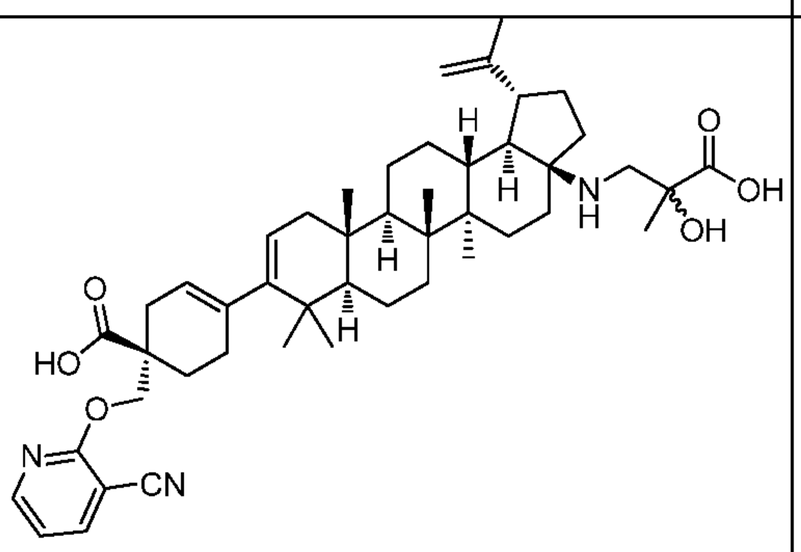	0.003	0.020	B	0.020
A20	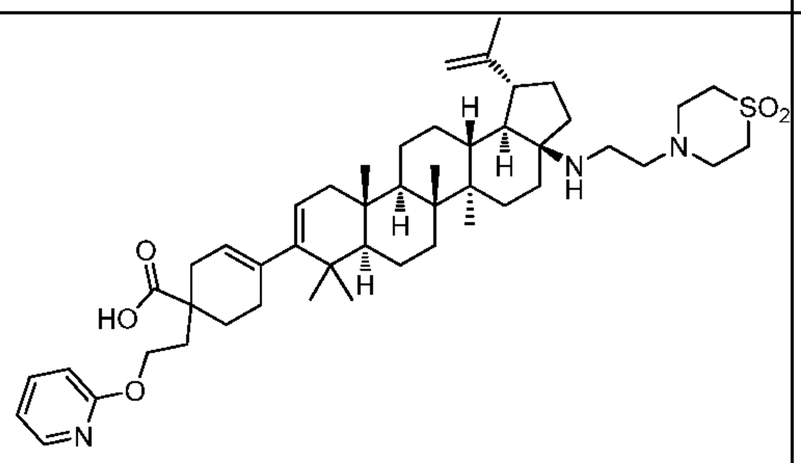	A	A	A	A
A21	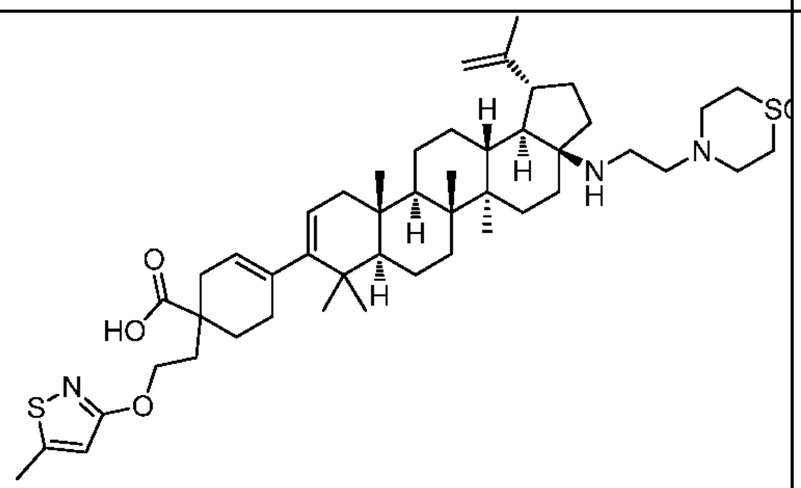	0.003	0.018	0.017	0.018

Ex #	Structure	WT EC_{50} (μM)	V370A/ ΔT371 EC_{50} (μM)	A364V EC_{50} (μM)	T332S/ V362I/ pr41G EC_{50} (μM)
A22	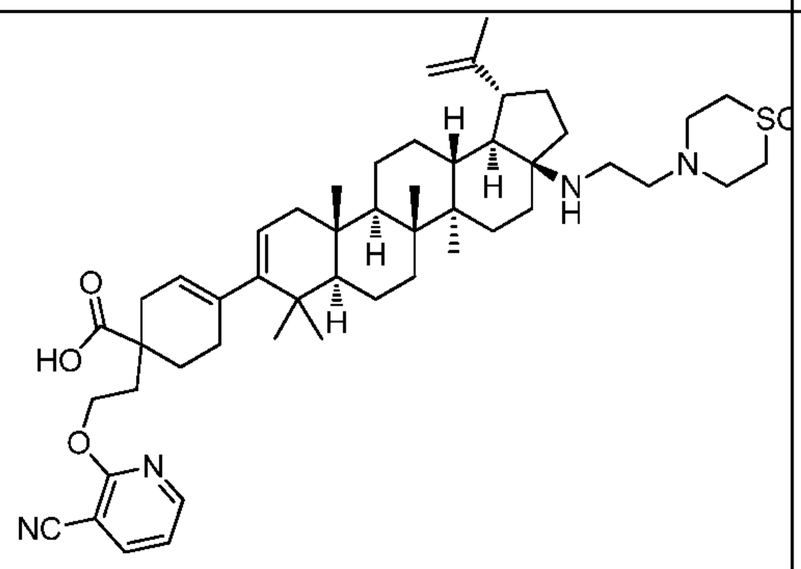	0.004	0.013	0.027	0.013
A23	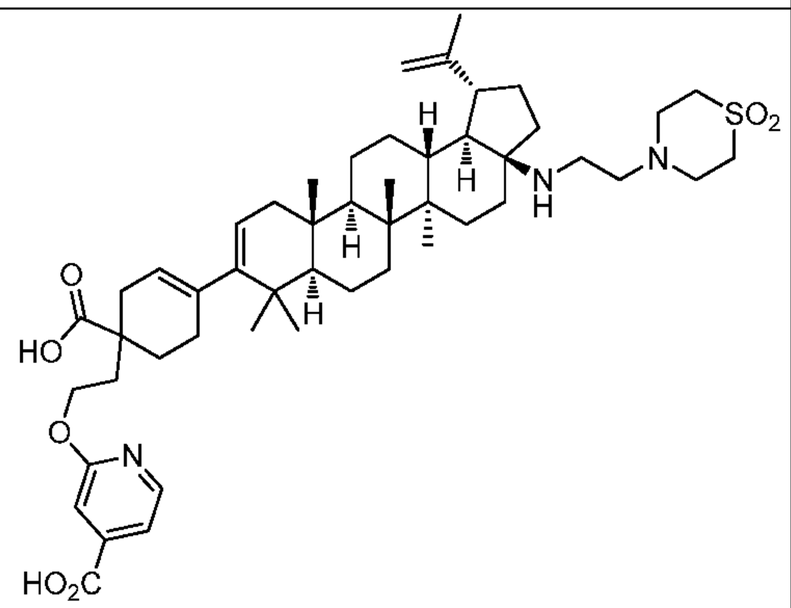	0.007	B	0.333	0.193
A24	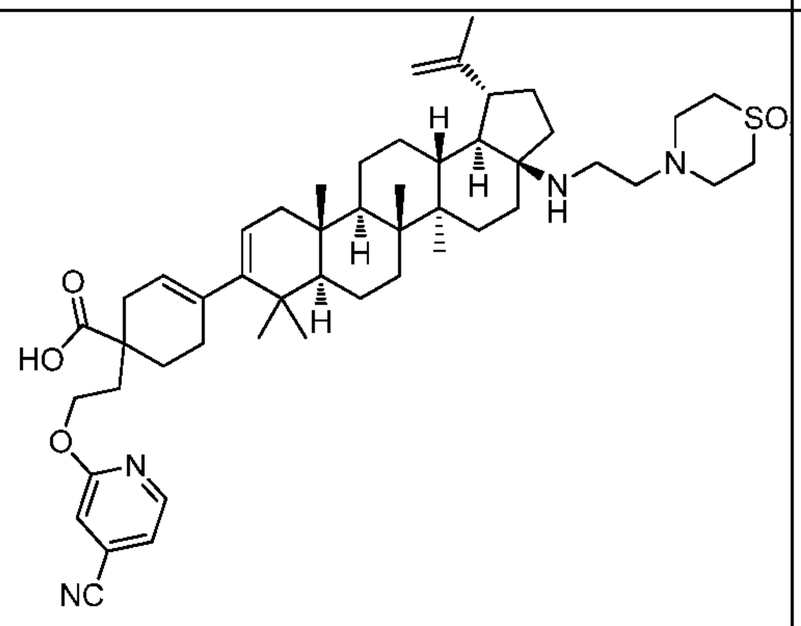	0.001	3.000	0.007	3.000

Ex #	Structure	WT EC_{50} (μM)	V370A/ ΔT371 EC_{50} (μM)	A364V EC_{50} (μM)	T332S/ V362I/ pr41G EC_{50} (μM)
A25	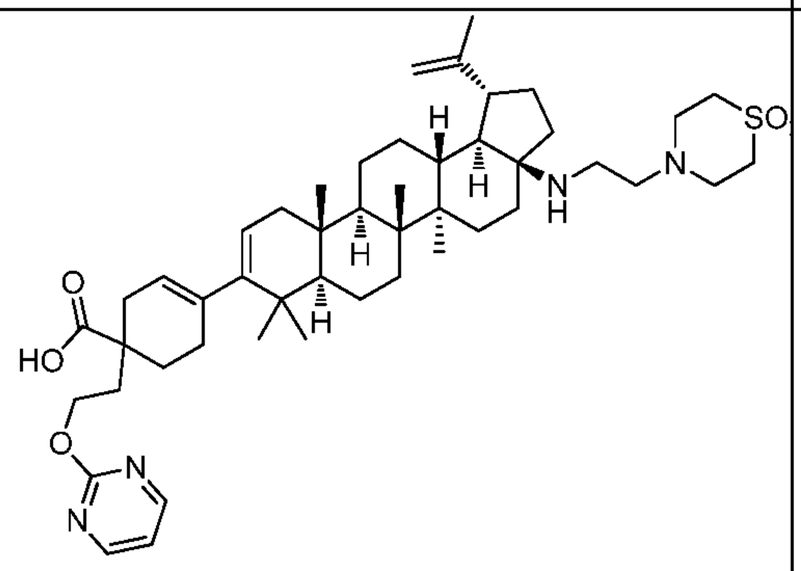	A	A	A	A
A26	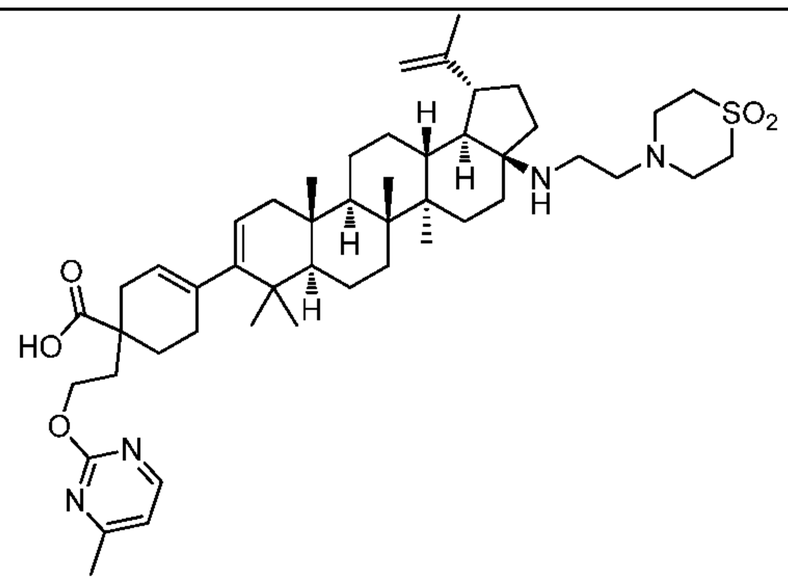	0.005	B	B	B
A27	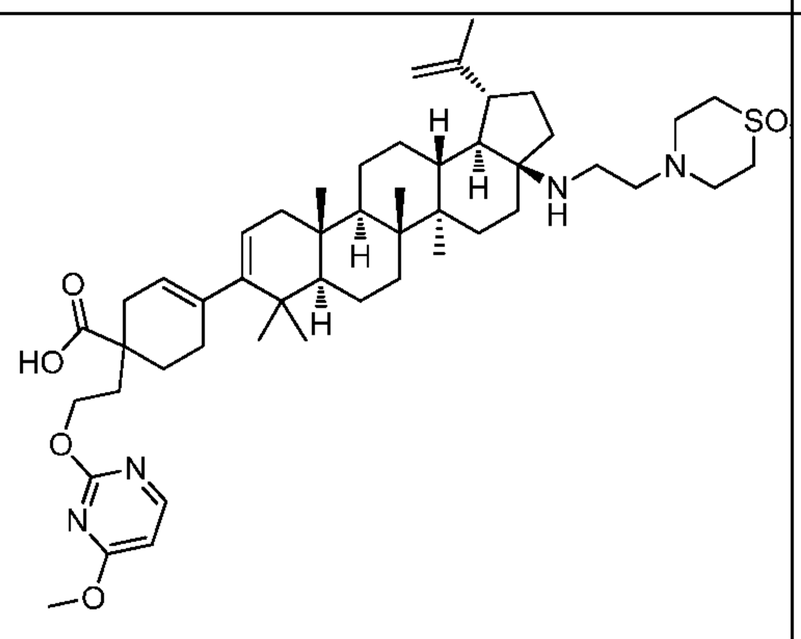	0.022	B	B	3.000

Ex #	Structure	WT EC_{50} (μM)	V370A/ ΔT371 EC_{50} (μM)	A364V EC_{50} (μM)	T332S/ V362I/ pr41G EC_{50} (μM)
A28	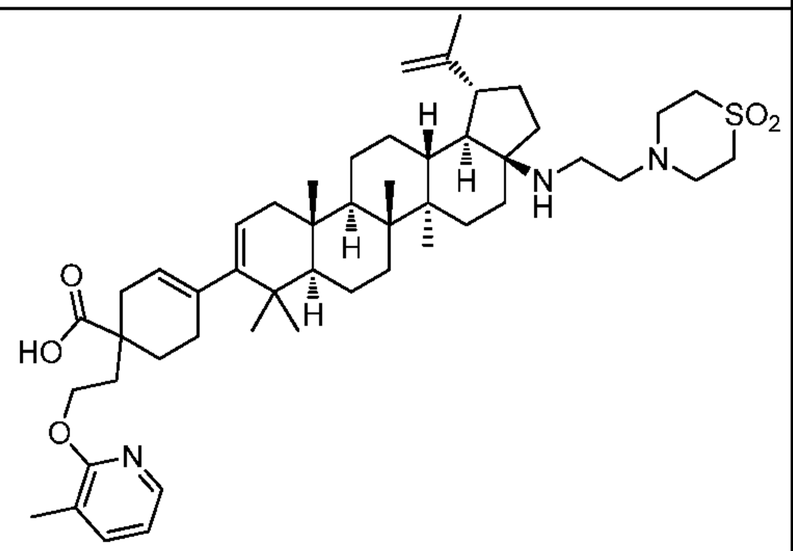	A	0.068	B	0.068
A29	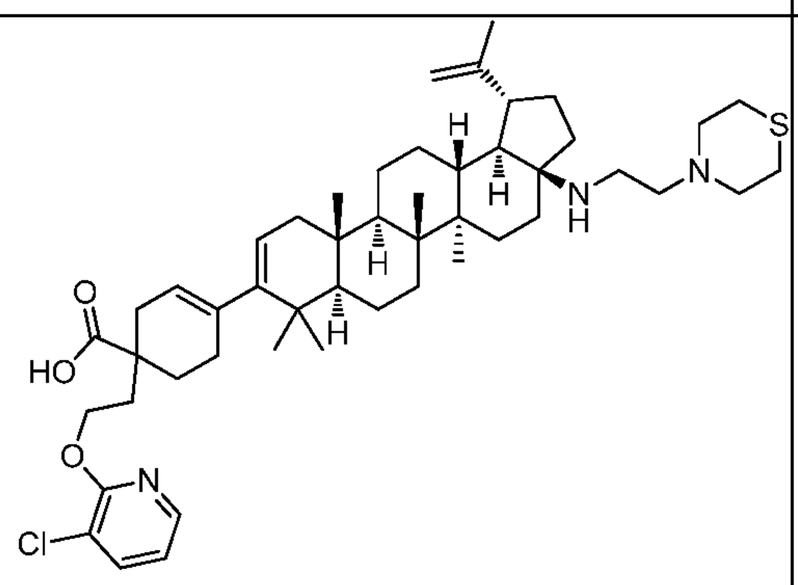	0.005	0.003	0.004	0.003
A30	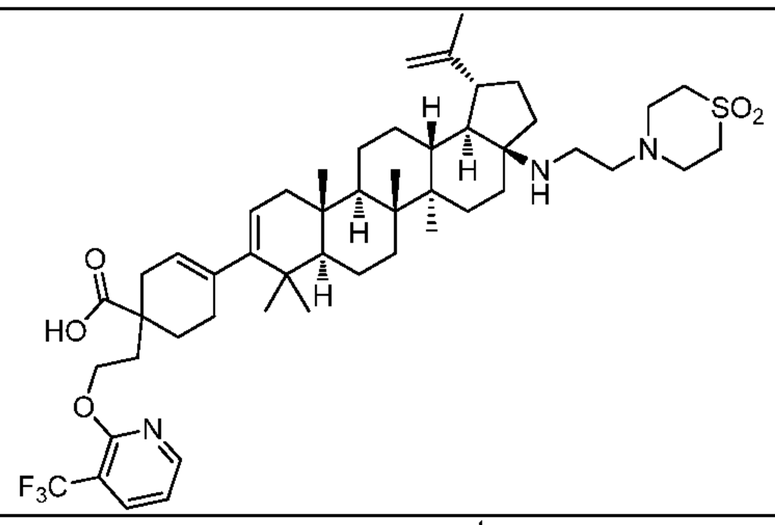	0.013	0.223	3.000	0.223
A31	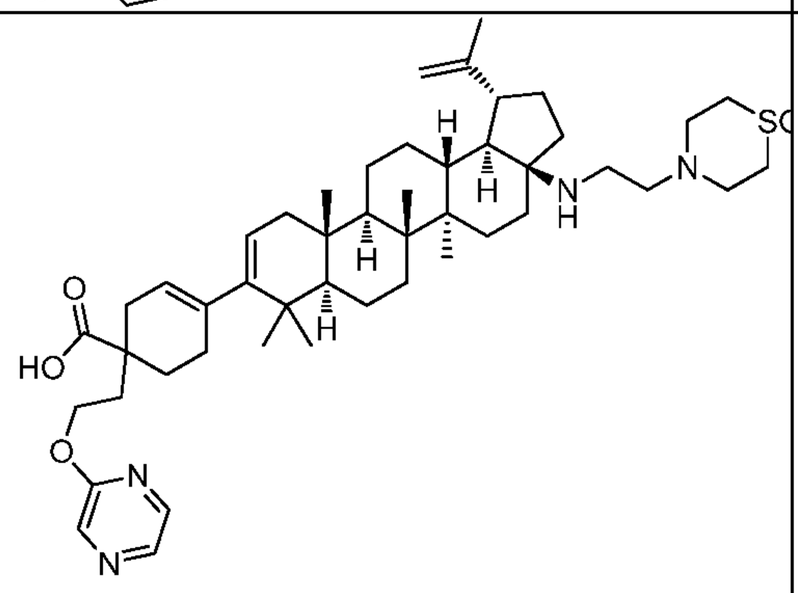	0.003	B	3.000	B

Ex #	Structure	WT EC_{50} (μM)	V370A/ ΔT371 EC_{50} (μM)	A364V EC_{50} (μM)	T332S/ V362I/ pr41G EC_{50} (μM)
A32	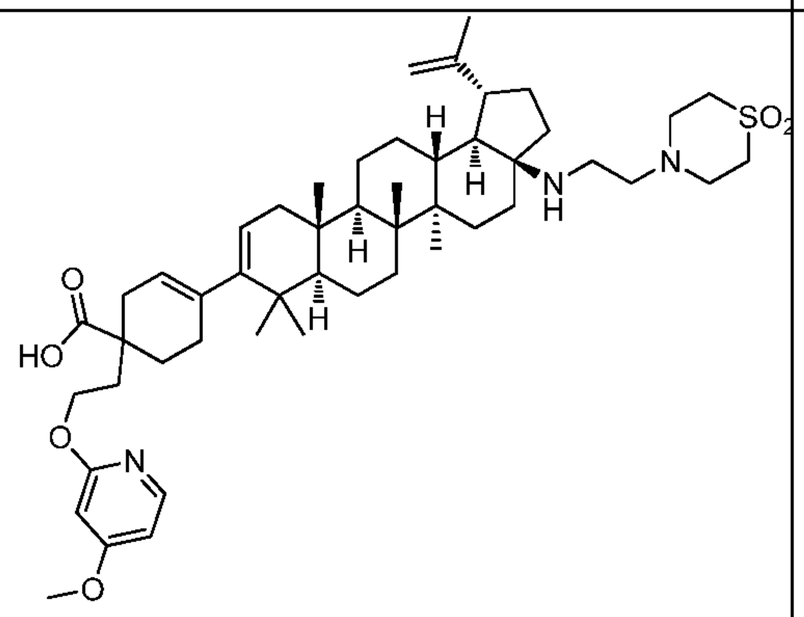	0.006	B	B	0.419
A33	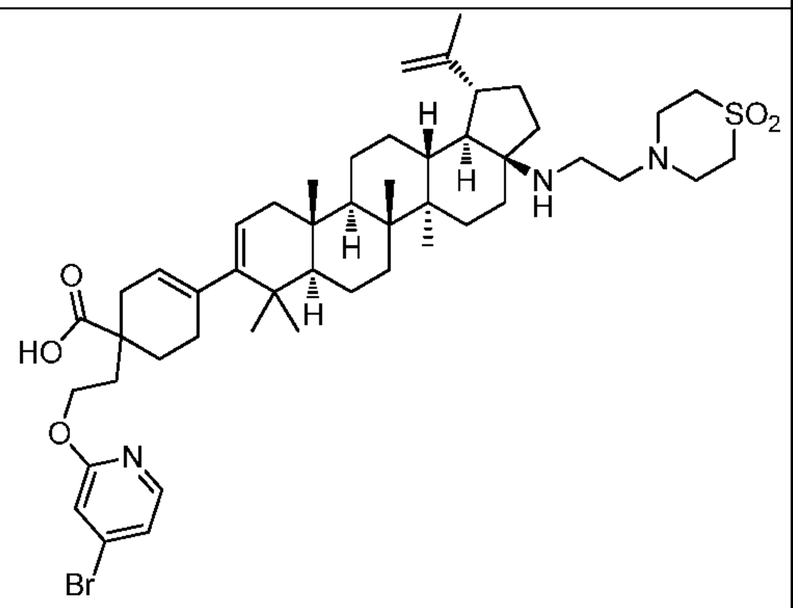	0.006	B	1.787	0.419
A34	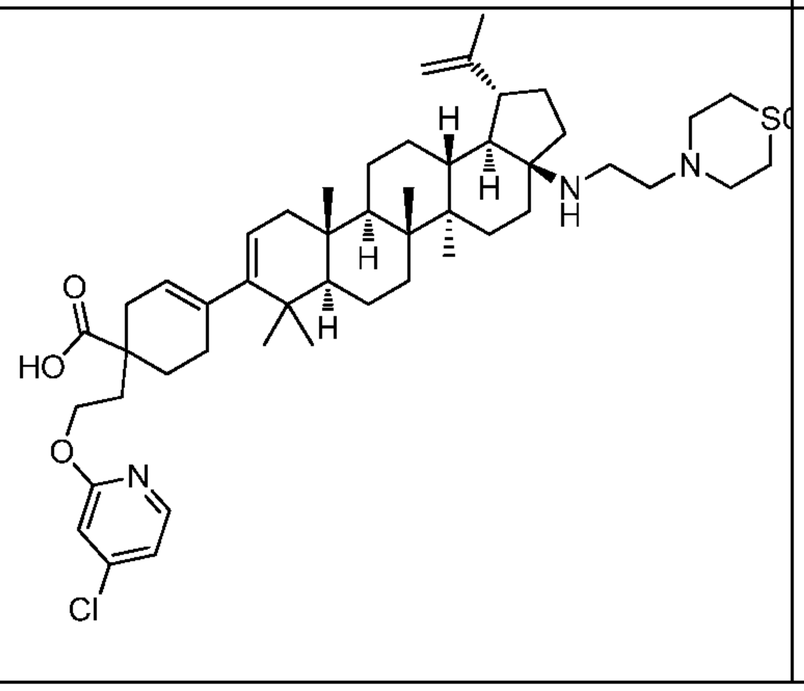	0.002	B	0.064	0.096

Ex #	Structure	WT EC_{50} (μM)	V370A/ ΔT371 EC_{50} (μM)	A364V EC_{50} (μM)	T332S/ V362I/ pr41G EC_{50} (μM)
A35	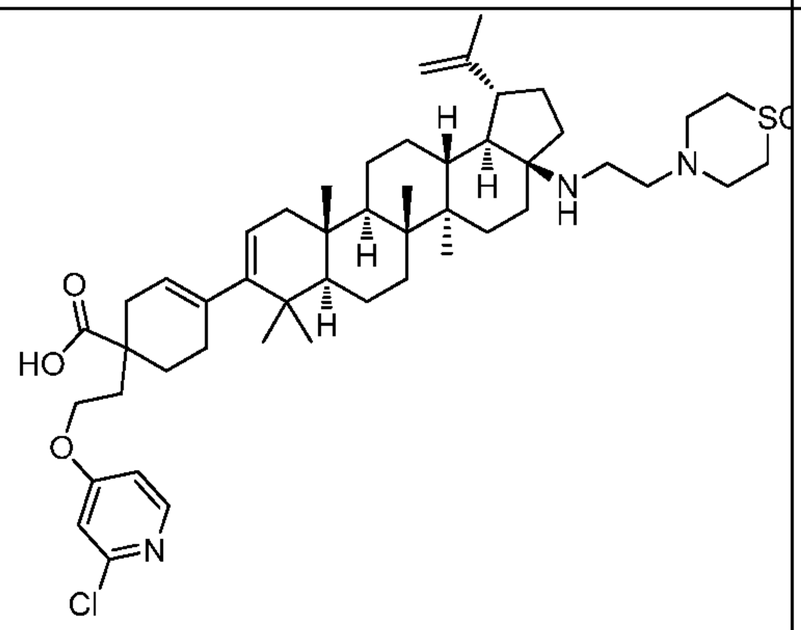	A	3.000	0.233	B

In Table 3 below, two compounds corresponding to two embodiments of the invention (Examples 25 and A3) were tested and compared with two other (comparative) compounds outside the scope thereof. Each compound was assessed for EC_{50} (WT) or EC_{90} values (see identified strains below, including the T332S/V362I/pr R41G triple mutant):

Table 3

Ex		WT EC_{50} (uM)	delV370/ T371A EC_{90} (uM)	A364V EC_{90} (uM)	T332S/ V362I/ prR41G EC_{90} (uM)
25	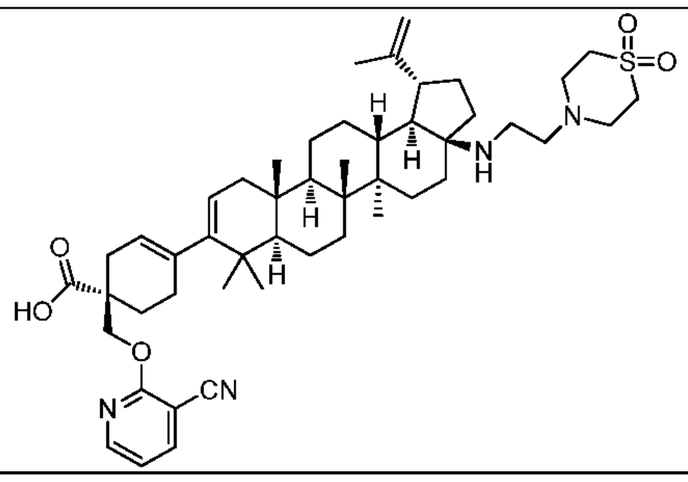	0.002	0.002	0.041	0.021

Ex		WT EC_{50} (uM)	delV370/ T371A EC_{90} (uM)	A364V EC_{90} (uM)	T332S/ V362I/ prR41G EC_{90} (uM)
A3	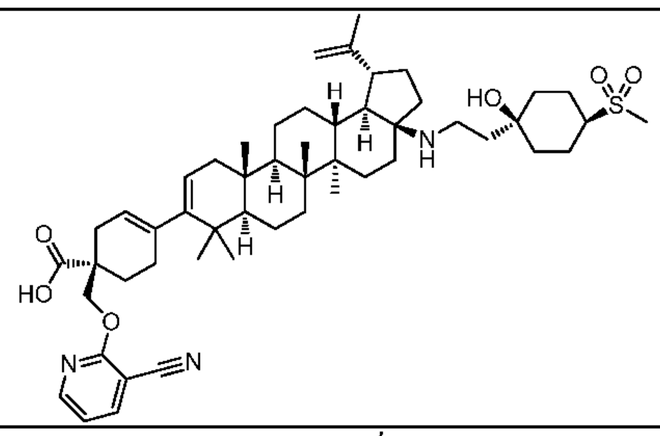	0.004	0.015	0.166	0.017
Comparative	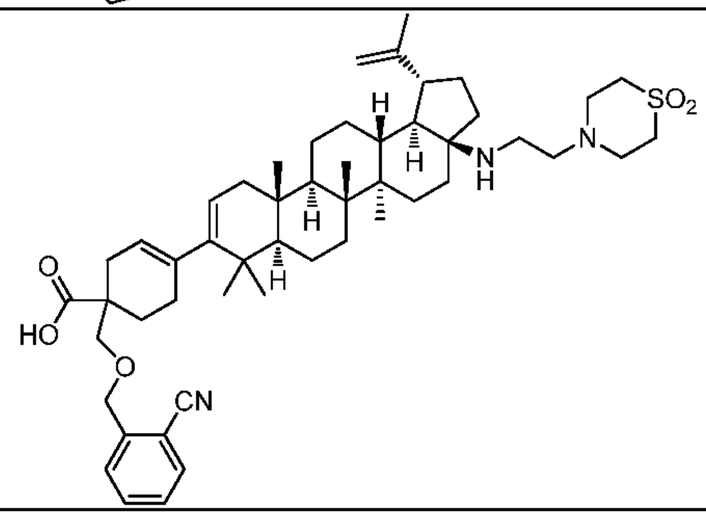	0.003	2.418	0.228	2.418
Comparative	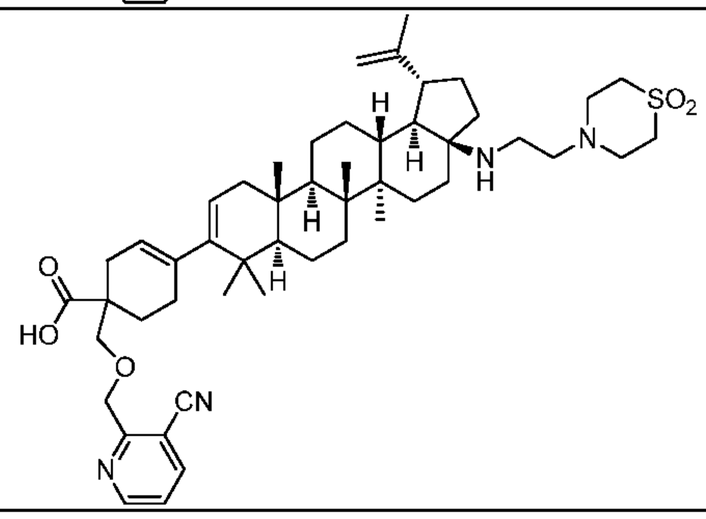	0.002	1.464	0.340	1.464

As can be deduced from Table 3, the two identified compounds according to the invention had better EC_{90} values versus the comparative compounds, when tested against the specified mutant strains identified above.

The foregoing description is merely illustrative and should not be understood to limit the scope or underlying principles of the invention in any way. Indeed, various modifications of the invention, in addition to those shown and described herein, will become apparent to those skilled in the art from the following examples and the foregoing description. Such modifications are also intended to fall within the scope of the appended claims.

CLAIMS

What is claimed is:

1. A compound of Formula I, including pharmaceutically acceptable salts thereof:

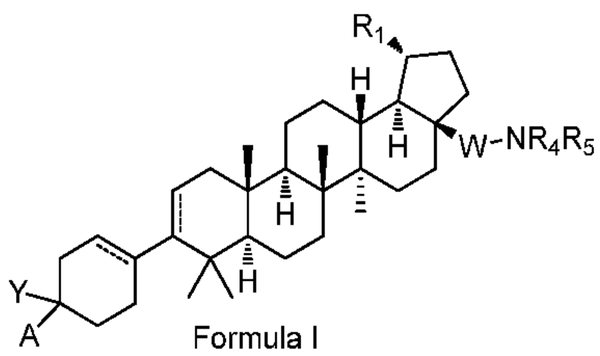

Formula I ;

wherein R_1 is isopropenyl or isopropyl;

A is -C_{1-6} alkyl-OR_0;

wherein R_0 is heteroaryl-Q_0;

Q_0 is selected from the group of -H, -CN, -C_{1-6} alkyl, -COOH, -Ph, -OC_{1-6} alkyl, -halo, -CF_3,

Y is selected from the group of -$COOR_2$, -$C(O)NR_2SO_2R_3$, -$C(O)NHSO_2NR_2R_2$, -$SO_2NR_2C(O)R_2$, -tetrazole, and -CONHOH,
wherein n = 1-6;

R_2 is -H, -C_{1-6} alkyl, -alkylsubstituted C_{1-6} alkyl or-arylsubstituted C_{1-6} alkyl;

W is absent, or is -CH_2- or -CO-;

R_3 is –H, -C_{1-6} alkyl or -alkylsubstituted C_{1-6} alkyl;

R_4 is selected from the group of -H, -C_{1-6} alkyl, -C_{1-6} alkyl-C_{3-6} cycloalkyl, -C_{1-6} substituted -C_{1-6} alkyl, -C_{1-6} alkyl-Q_1, -C_{1-6} alkyl-C_{3-6} cycloalkyl-Q_1, aryl, heteroaryl, substituted heteroaryl, -COR_6, -SO_2R_7, -$SO_2NR_2R_2$, and

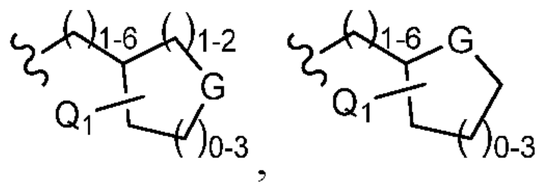

wherein G is selected from the group of –O-, -SO_2- and -NR_{12}-;

wherein Q_1 is selected from the group of -C_{1-6} alkyl, - C_{1-6} fluoroalkyl, heteroaryl, substituted heteroaryl, halogen, -CF_3, -OR_2, -$COOR_2$, -NR_8R_9, -$CONR_8R_9$ and -SO_2R_7;

R_5 is selected from the group of -H, -C_{1-6} alkyl, -C_{3-6} cycloalkyl, -C_{1-6} alkylsubstituted alkyl, -C_{1-6} alkyl-NR_8R_9, -COR_3, -SO_2R_7 and -$SO_2NR_2R_2$;

with the proviso that R_4 or R_5 is not -COR_6 when W is -CO-;

with the further proviso that only one of R_4 or R_5 is selected from the group of -COR_6, -$COCOR_6$,-SO_2R_7 and -$SO_2NR_2R_2$;

R_6 is selected from the group of -H, -C_{1-6} alkyl, -C_{1-6} alkyl-substitutedalkyl, -C_{3-6} cycloalkyl, -C_{3-6} substitutedcycloalkyl-Q_2, -C_{1-6} alkyl-Q_2, -C_{1-6} alkyl-substitutedalkyl-Q_2,-C_{3-6} cycloalkyl-Q_2, aryl-Q_2, -$NR_{13}R_{14}$, and -OR_{15};

wherein Q_2 is selected from the group of aryl, heteroaryl, substituted heteroaryl, -OR_2, -$COOR_2$, -NR_8R_9, SO_2R_7, -$CONHSO_2R_3$, and -$CONHSO_2NR_2R_2$;

R_7 is selected from the group of –H, -C_{1-6} alkyl, -C_{1-6} substituted alkyl, -C_{3-6} cycloalkyl, -CF_3, aryl, and heteroaryl;

R_8 and R_9 are independently selected from the group of -H, -C_{1-6} alkyl, -C_{1-6} substituted alkyl, aryl, heteroaryl, substituted aryl, substituted heteroaryl, -C_{1-6} alkyl-Q_2, and -$COOR_3$, or R_8 and R_9 are taken together with the adjacent N to form a cycle selected from the group of:

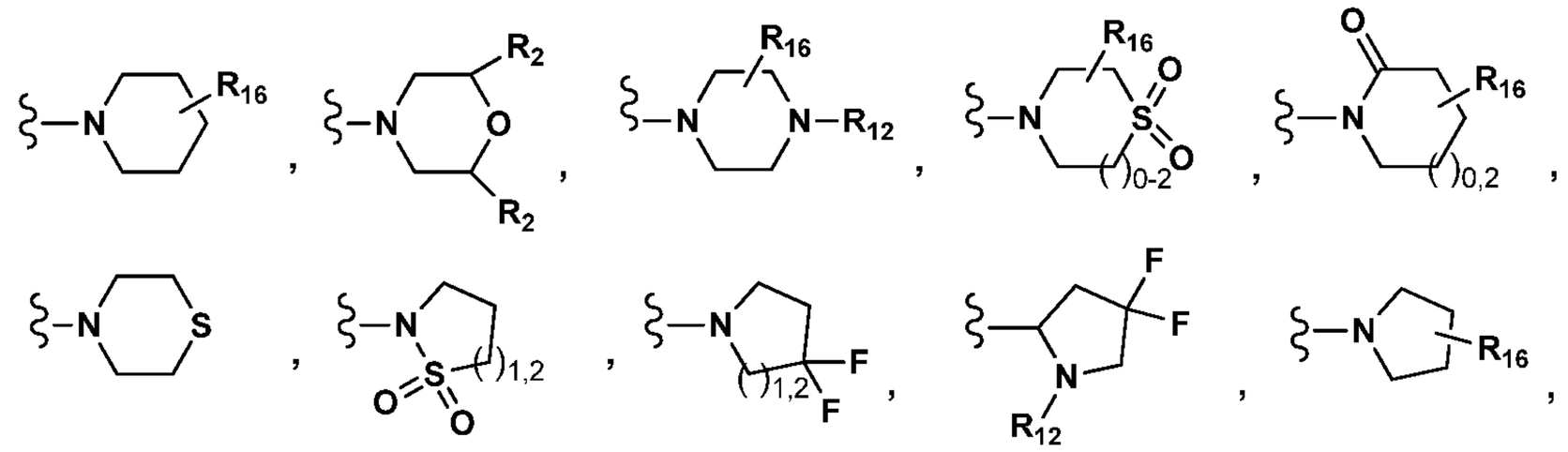

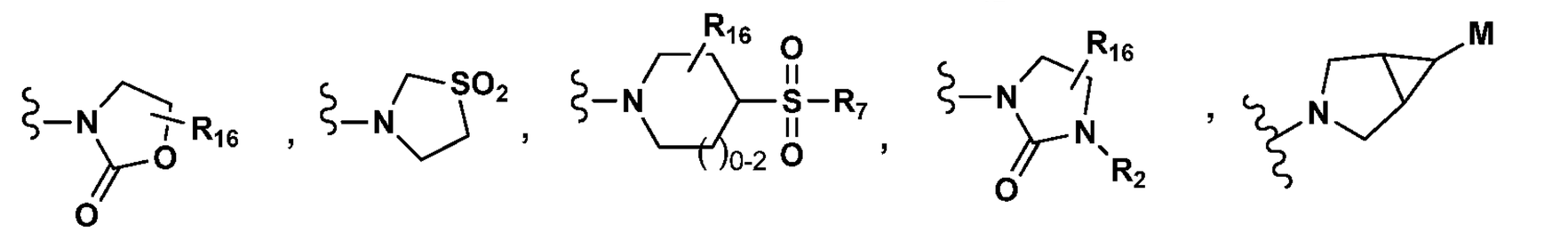

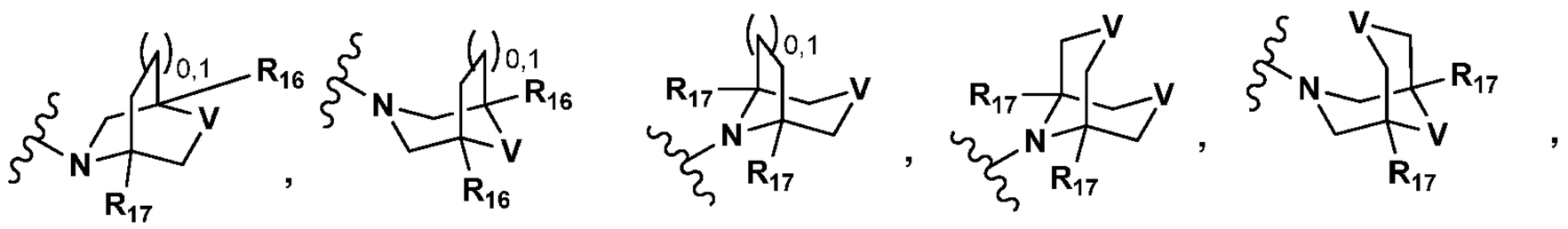

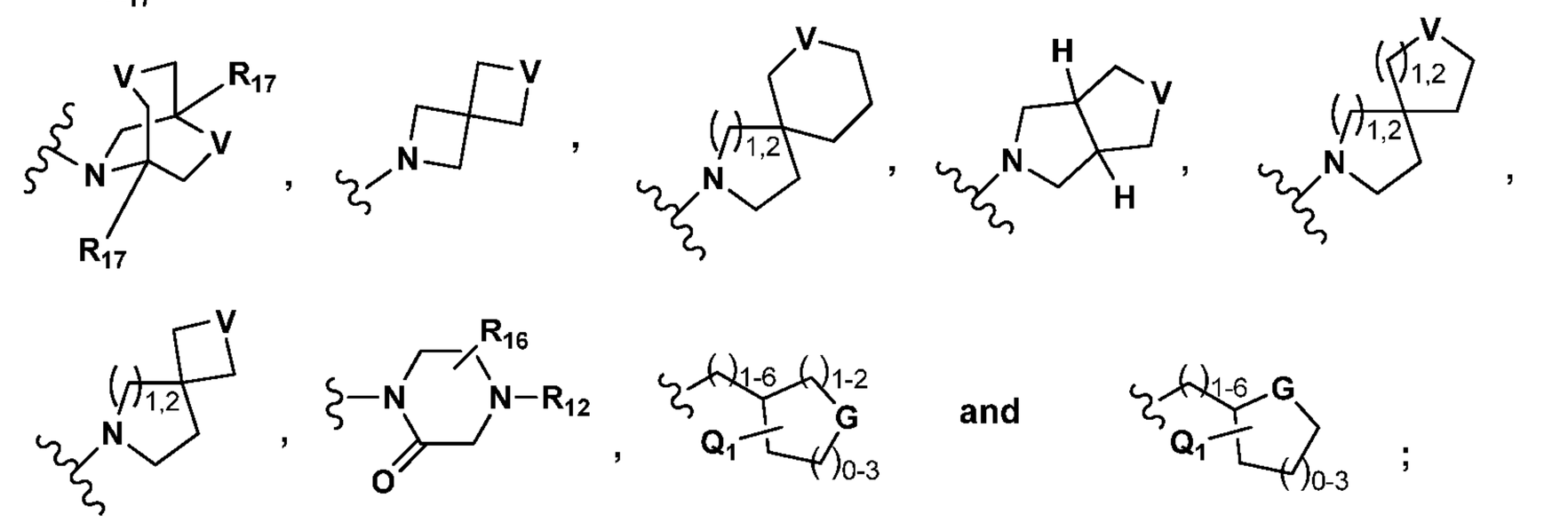

M is selected from the group of $-R_{15}$, $-SO_2R_2$, $-SO_2NR_2R_2$, -OH and $-NR_2R_{12}$;
V is selected from the group of $-CR_{10}R_{11}$-, $-SO_2$-, -O- and $-NR_{12}$-;

with the proviso that only one of R_8 or R_9 can be $-COOR_3$;

R_{10} and R_{11} are independently selected from the group of -H, $-C_{1-6}$ alkyl, $-C_{1-6}$ substituted alkyl and $-C_{3-6}$ cycloalkyl;

R_{12} is selected from the group of -H, $-C_{1-6}$ alkyl, -alkylsubstituted C_{1-6} alkyl, $-CONR_2R_2$, $-SO_2R_3$, and $-SO_2NR_2R_2$;

R_{13} and R_{14} are independently selected from the group of -H, -C_{1-6} alkyl, -C_{3-6} cycloalkyl, -C_{1-6} substituted alkyl, -C_{1-6} alkyl-Q_3, -C_{1-6} alkyl-C_{3-6} cycloalkyl-Q_3, and C_{1-6} substituted alkyl-Q_3;

Q_3 is selected from the group of heteroaryl, substituted heteroaryl, -NR_2R_{12}, -$CONR_2R_2$, -$COOR_2$, -OR_2, and -SO_2R_3;

R_{15} is selected from the group of -C_{1-6} alkyl, -C_{3-6} cycloalkyl, -C_{1-6} substituted alkyl, -C_{1-6} alkyl-Q_3, -C_{1-6} alkyl-C_{3-6} cycloalkyl-Q_3 and -C_{1-6} substituted alkyl-Q_3;

R_{16} is selected from the group of -H, -C_{1-6} alkyl, -NR_2R_2, and –$COOR_2$;
with the proviso that when V is –NR_{12}-; R_{16} is not –NR_2R_2; and

R_{17} is selected from the group of -H, -C_{1-6} alkyl, -$COOR_3$, and aryl.

2. The compound of claim 1, wherein in the R_0 group the heteroaryl moiety is selected from the group of

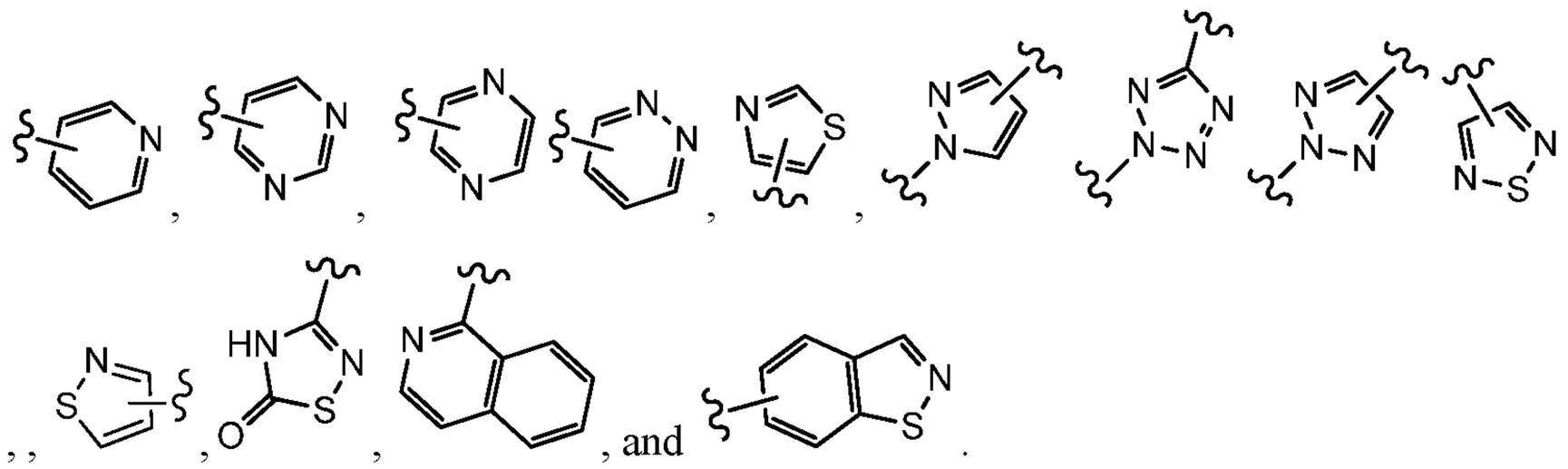

3. The compound of claim 2, wherein R_1 is isopropenyl.

4. The compound of claim 3, wherein Y is –$COOR_2$.

5. The compound of claim 4, wherein R_2 is –H.

6. The compound of claim 1, wherein R_4 is –C_{1-6} alkyl-Q_1.

7. The compound of claim 6, wherein Q_1 is $-NR_8R_9$.

8. The compound of claim 7, wherein when R_8 and R_9 are taken together with the adjacent –N to form a cycle, the cycle is selected from the group of:

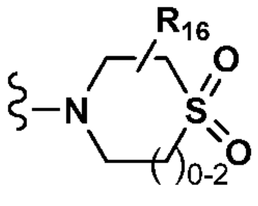
and
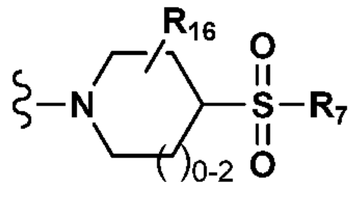
.

9. The compound of claim 8, wherein R_7 and R_{16} are each selected from the group of –H and $-C_{1-6}$ alkyl.

10. The compound of claim 1, wherein Q_0 is –CN.

11. The compound of claim 1, wherein R_1 is isopropenyl, in the R_0 group the "heteroaryl" moiety is selected from the group of:

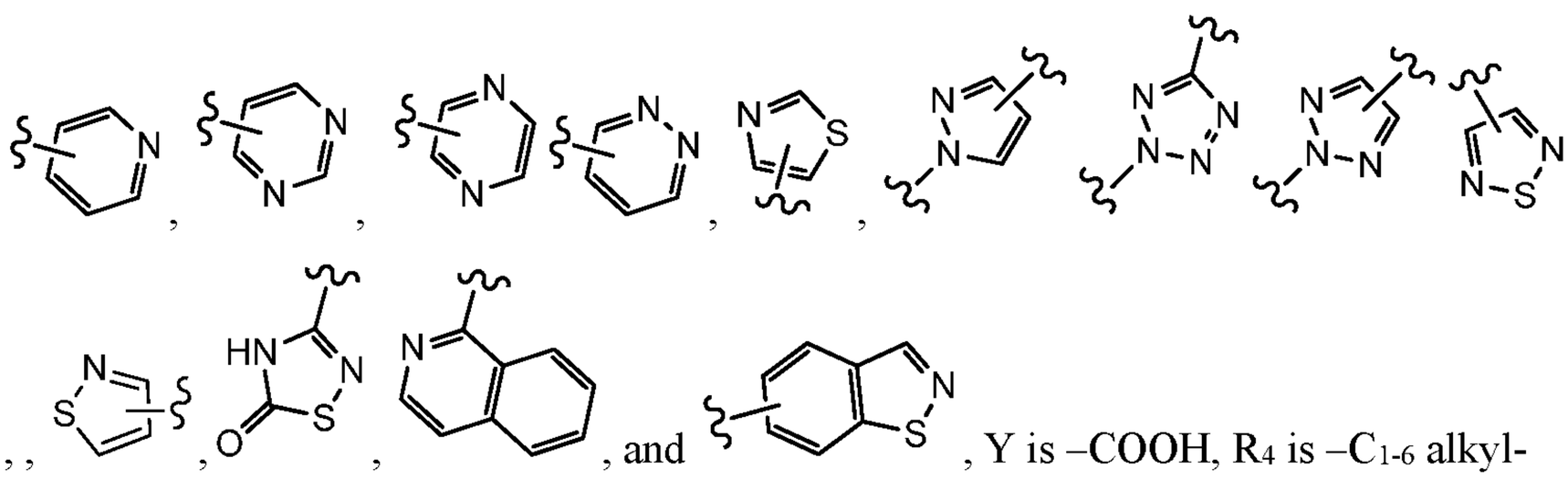
, and

, Y is –COOH, R_4 is $-C_{1-6}$ alkyl-Q_1, Q_1 is $-NR_8R_9$, and R_8 and R_9 are taken together with the adjacent –N to form a cycle which is selected from the group of:

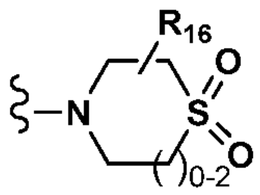
and
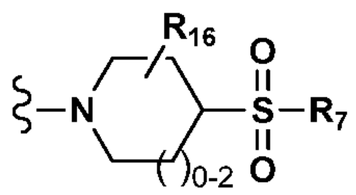
.

12. A compound, including pharmaceutically acceptable salts thereof, which is selected from the group of: 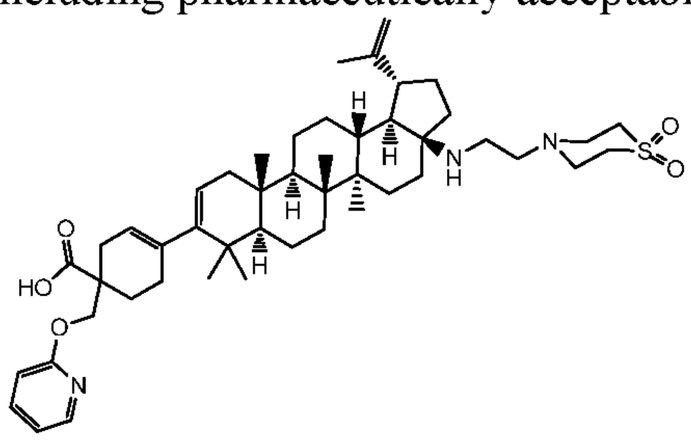, 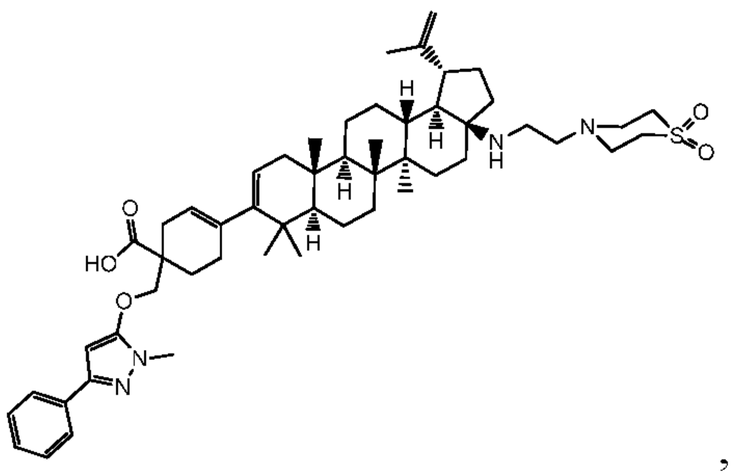, 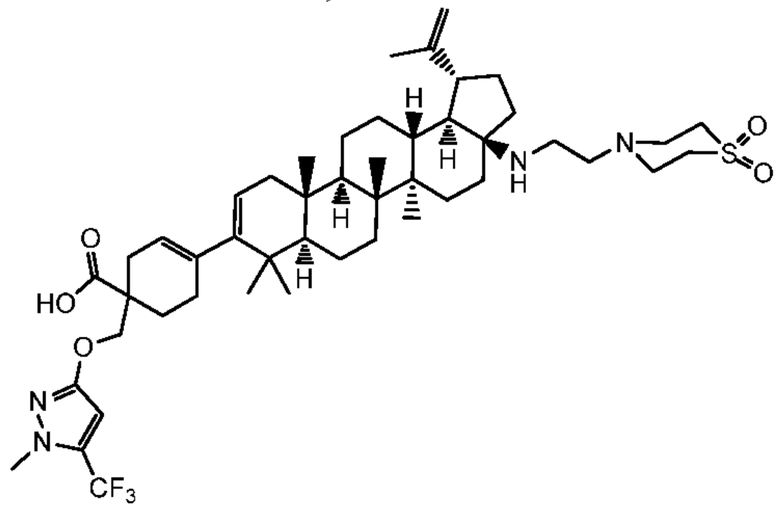, 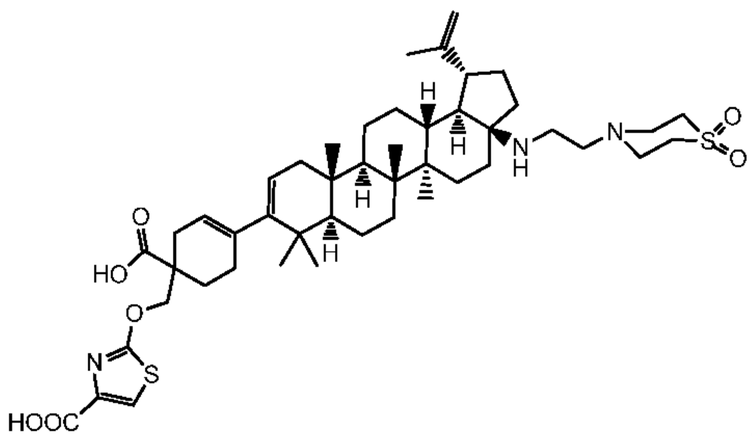, 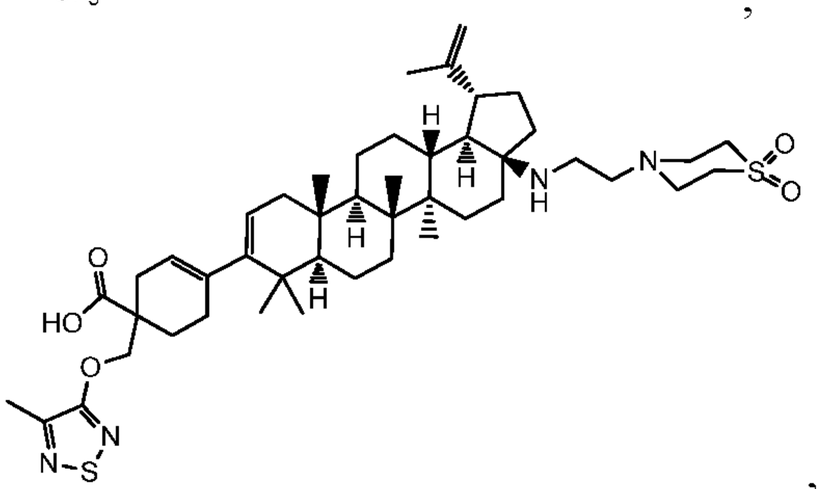, 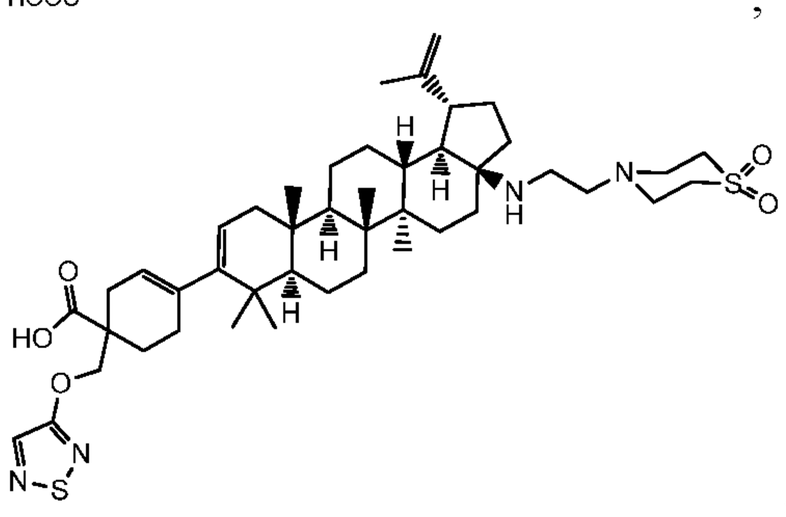, 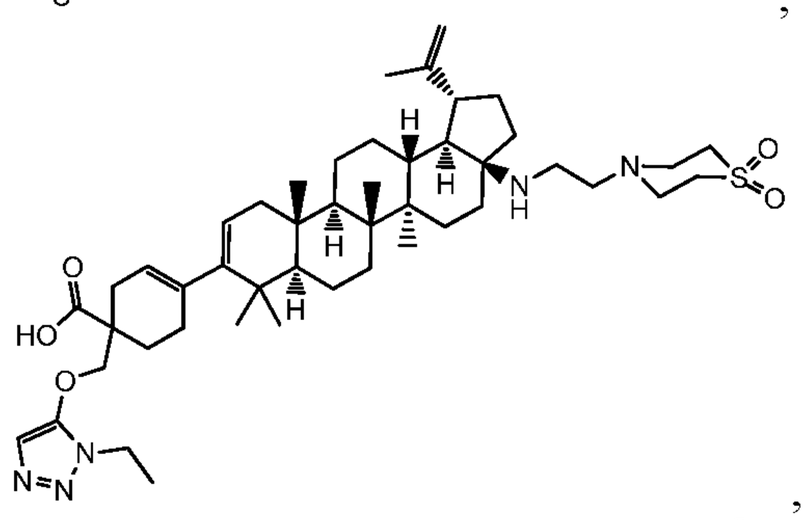, 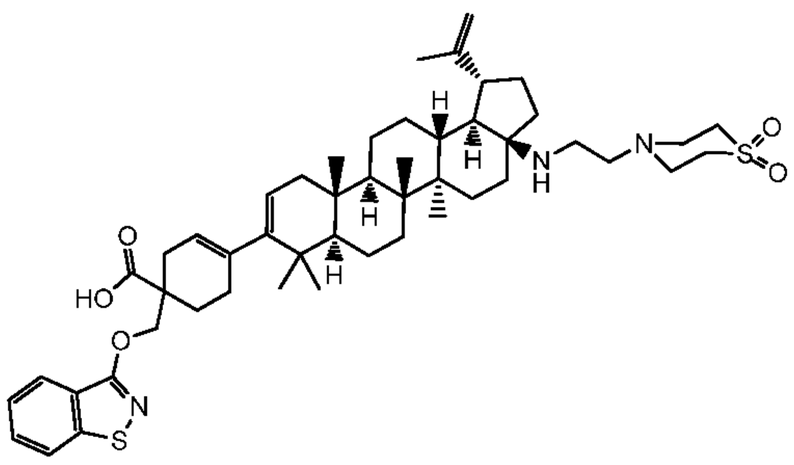, 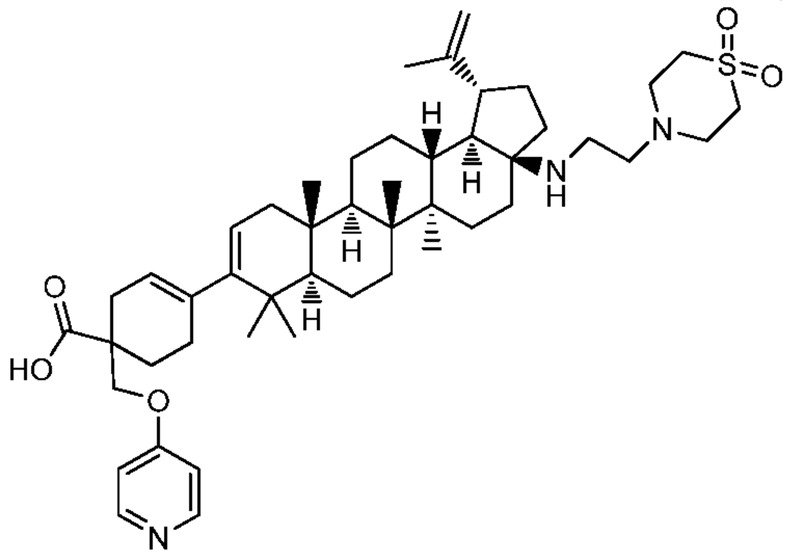,

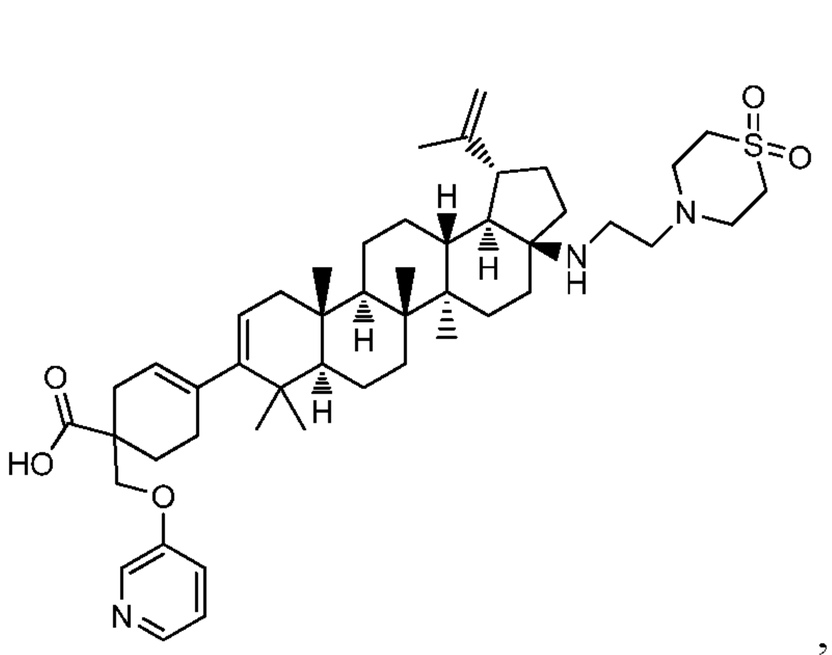
,
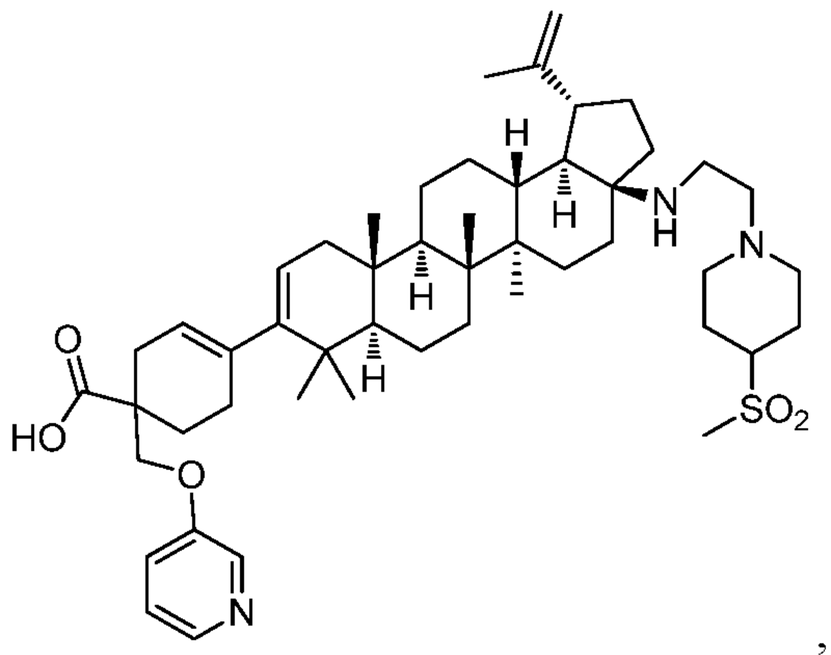
,
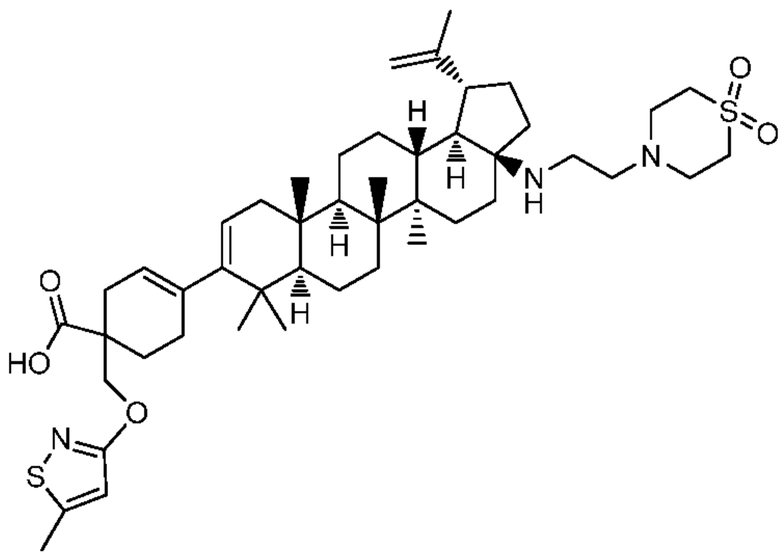
,
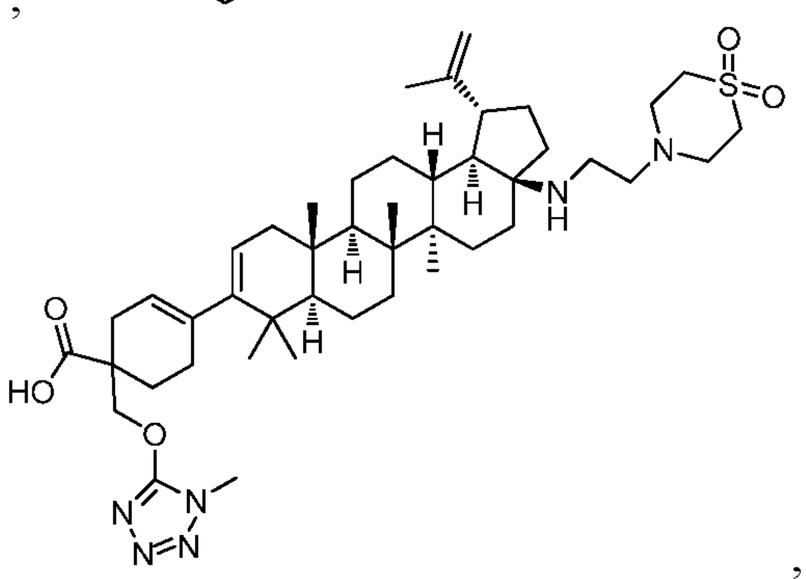
,
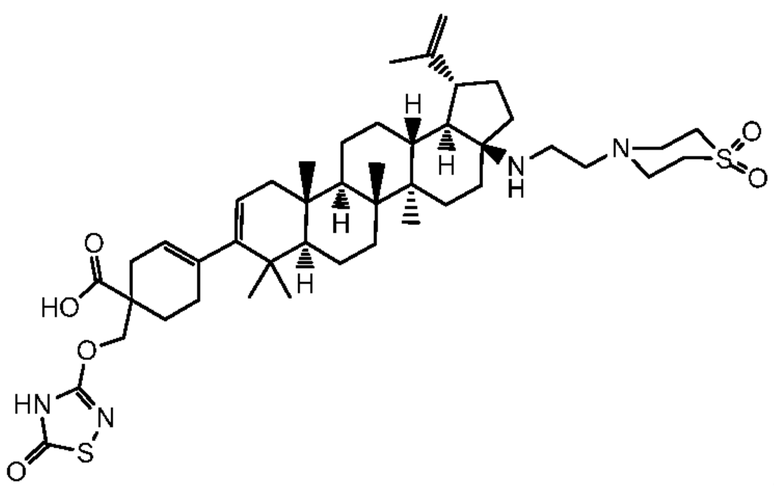
,
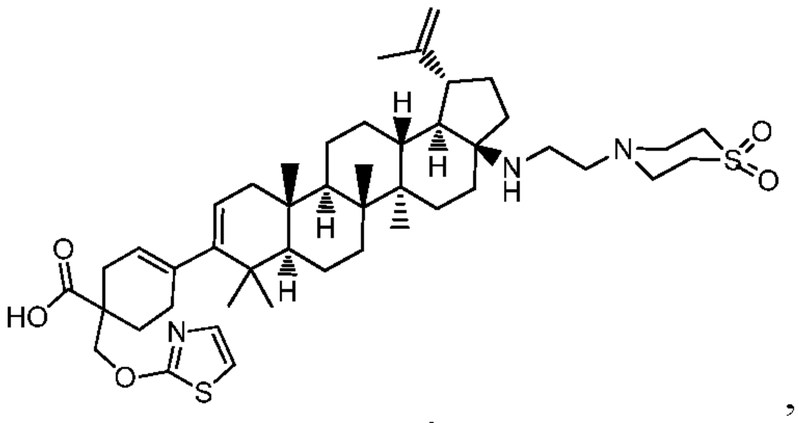
,
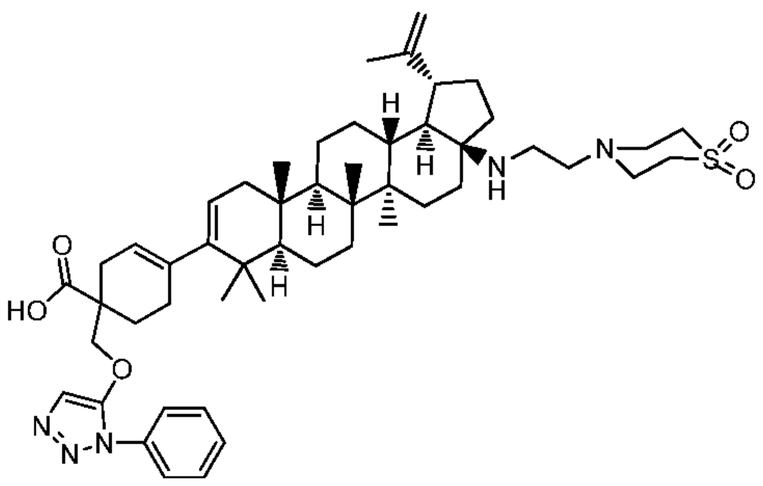
,
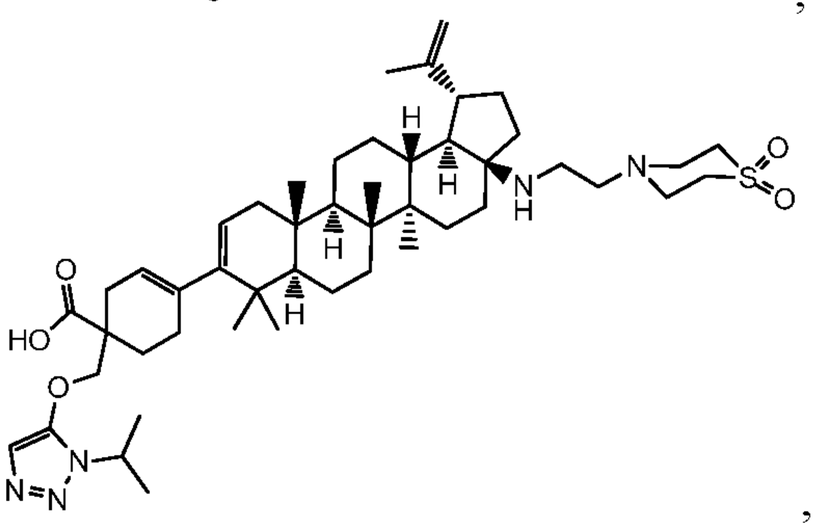
,

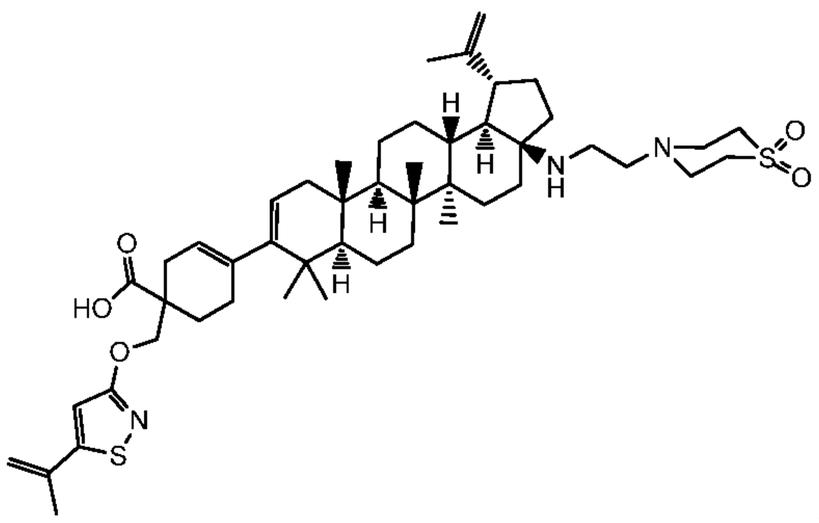

,

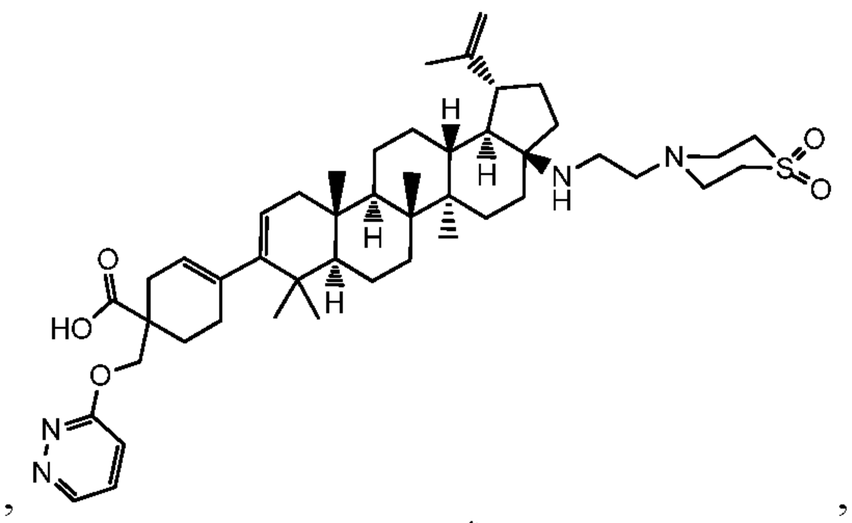

,

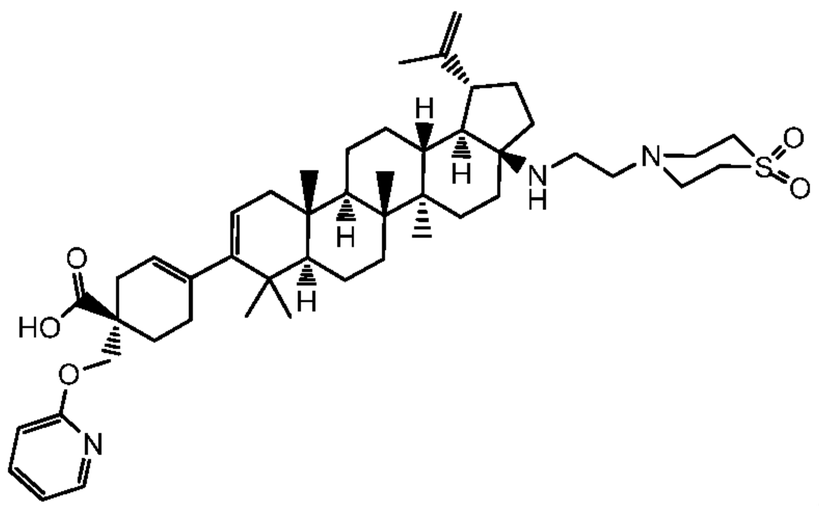

,

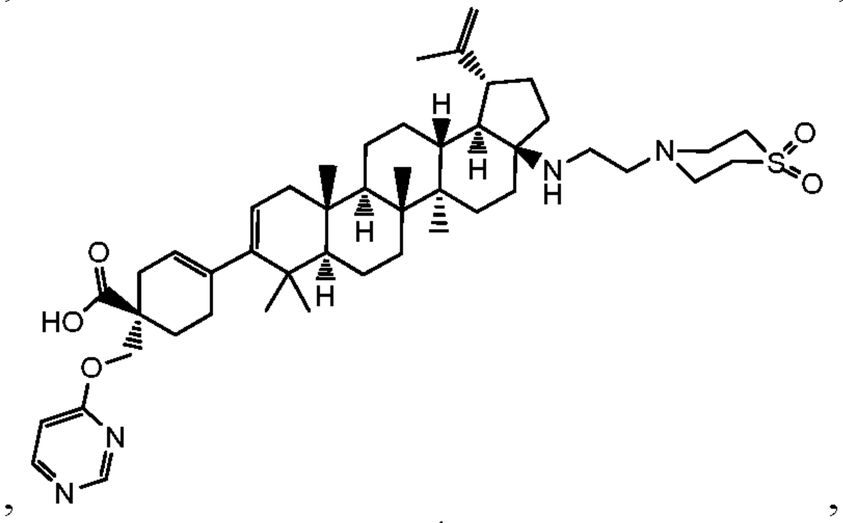

,

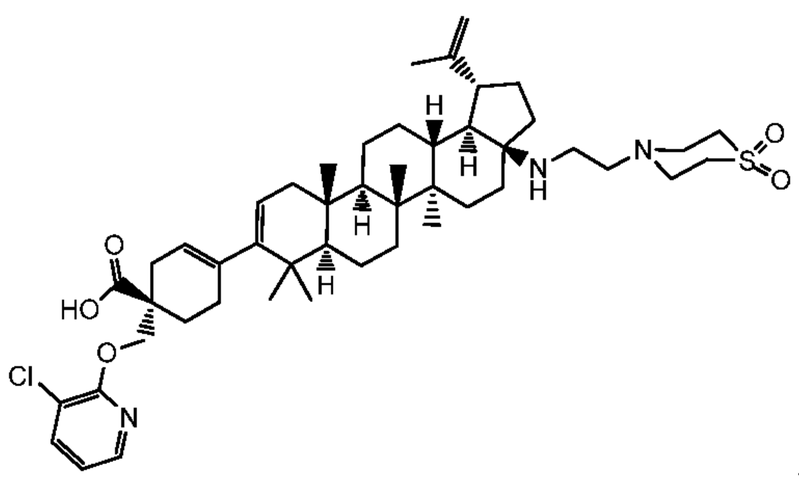

,

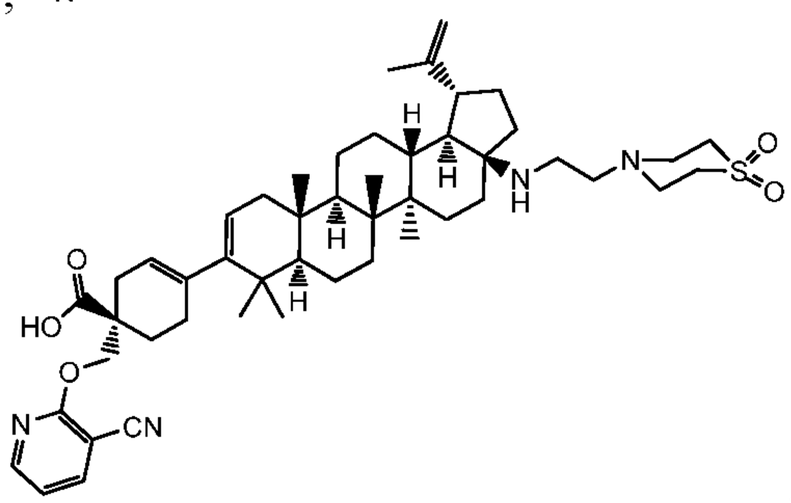

,

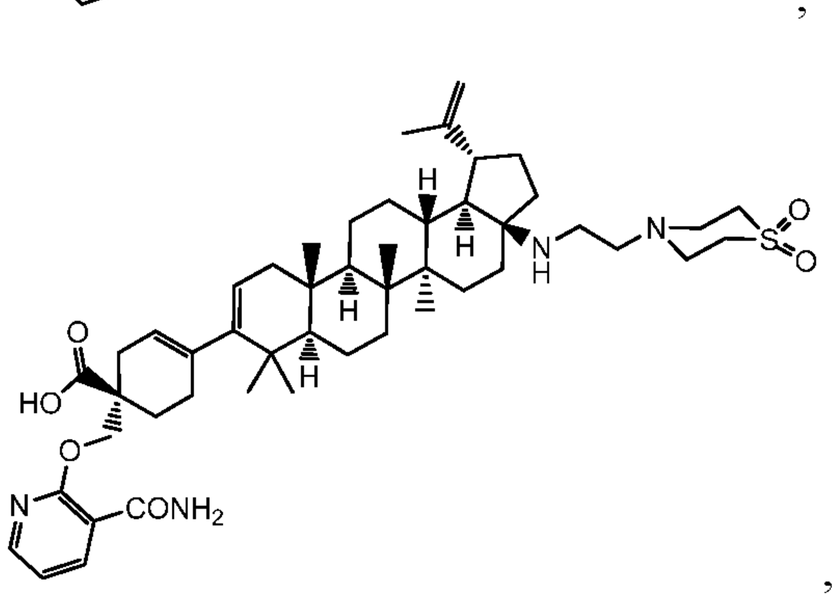

,

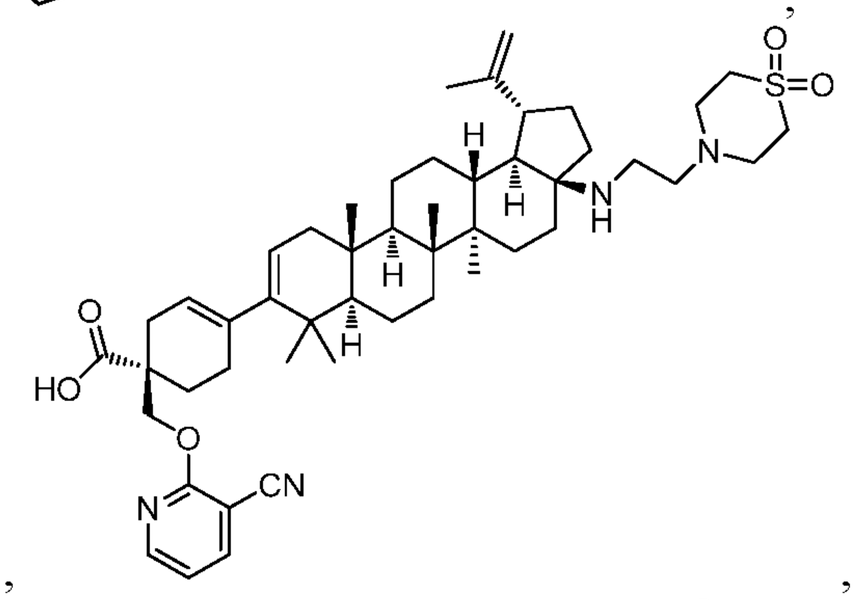

,

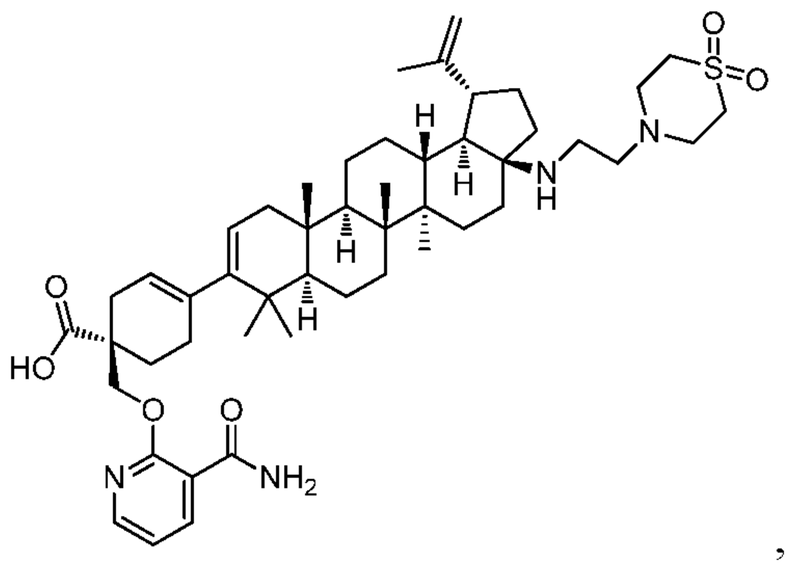

,

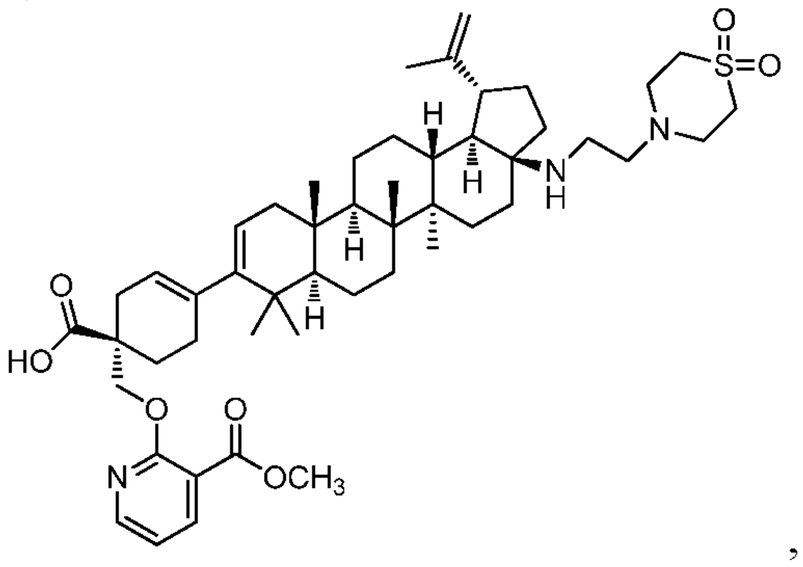

,

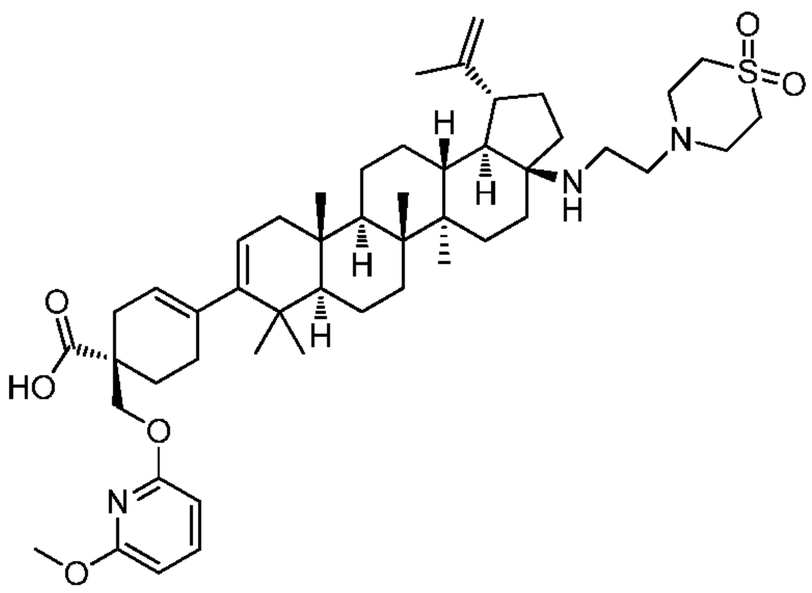

,

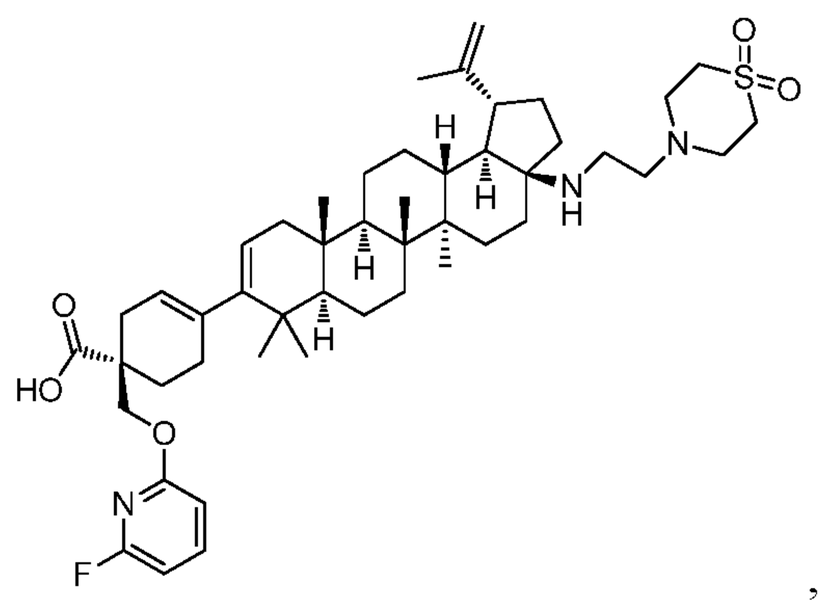

,

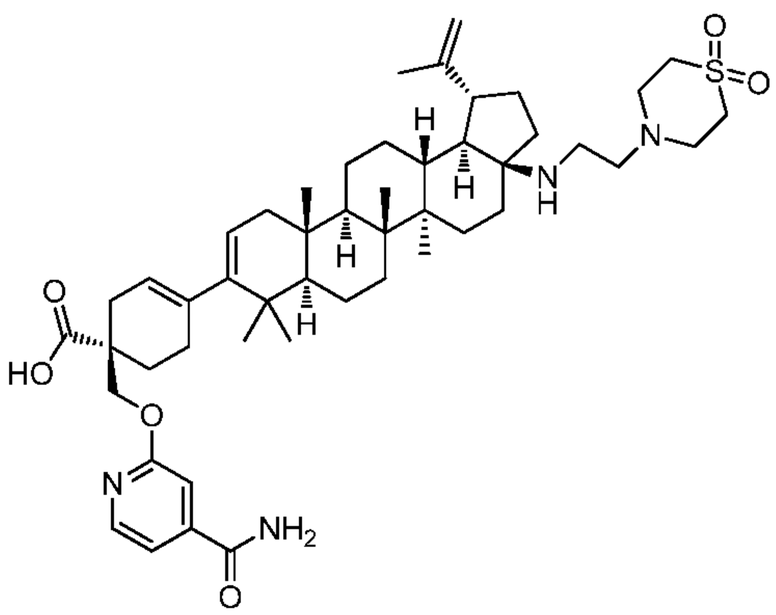

,

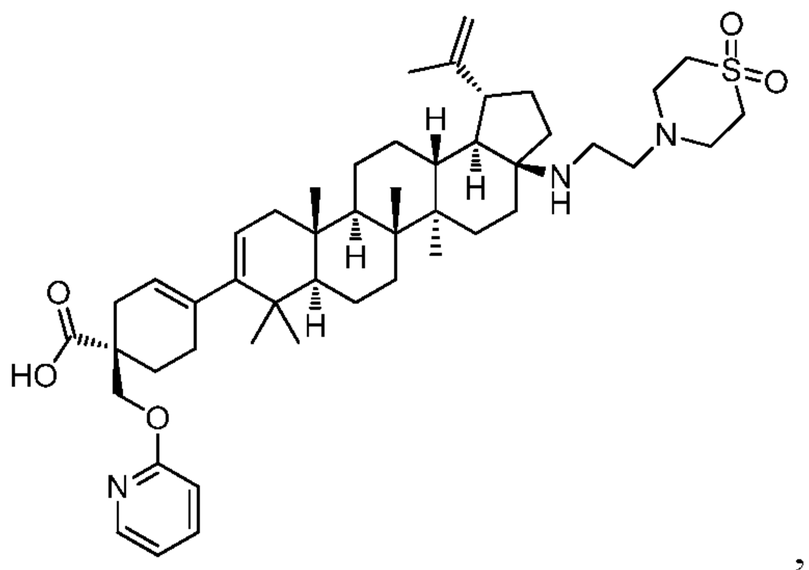

,

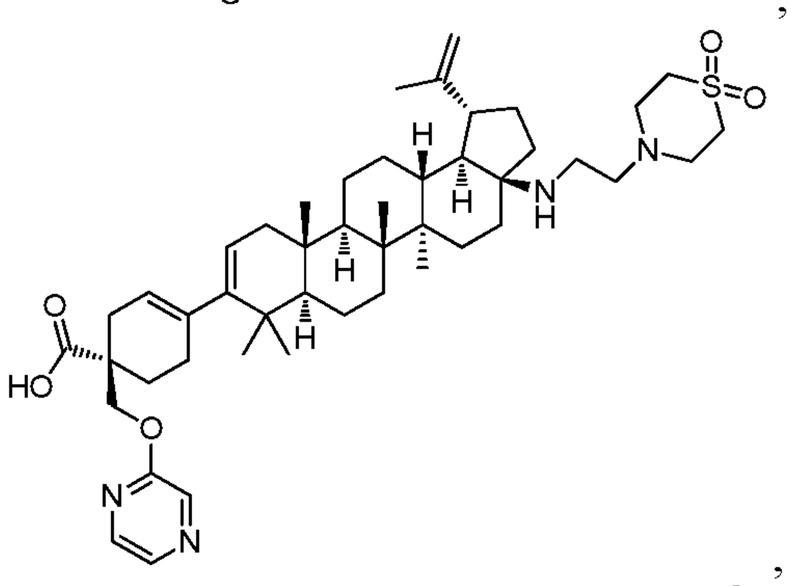

,

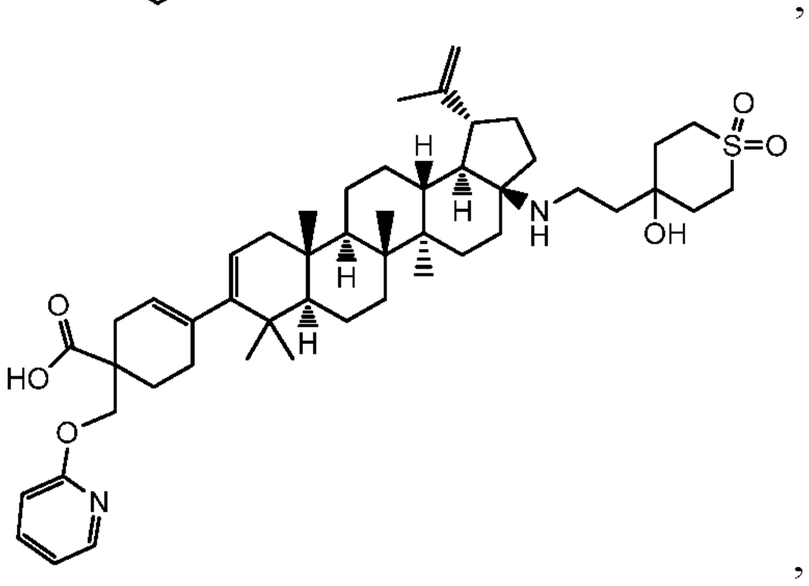

,

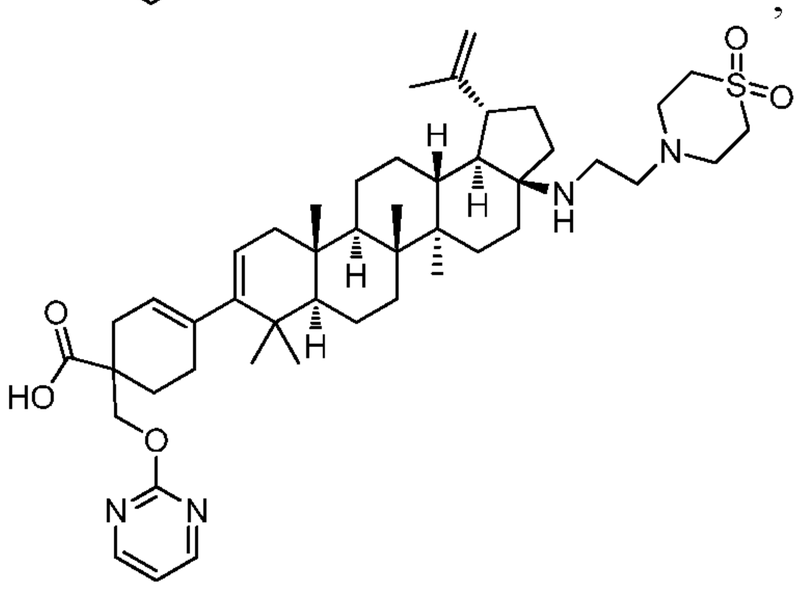

,

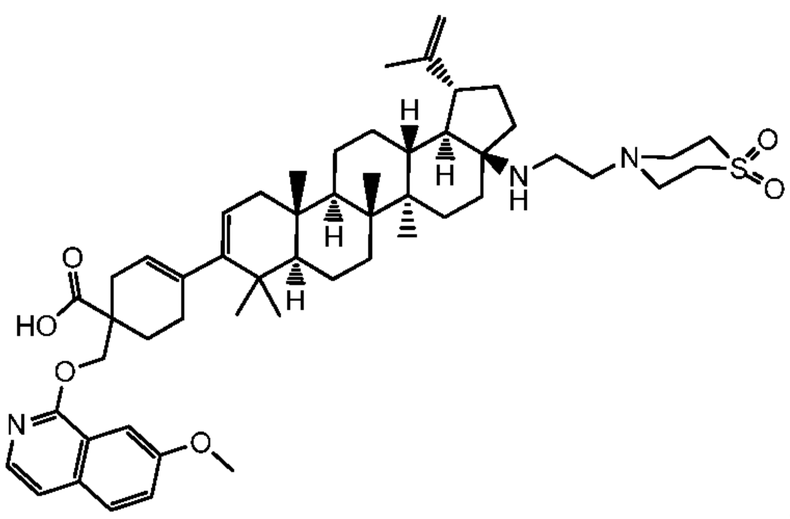

,

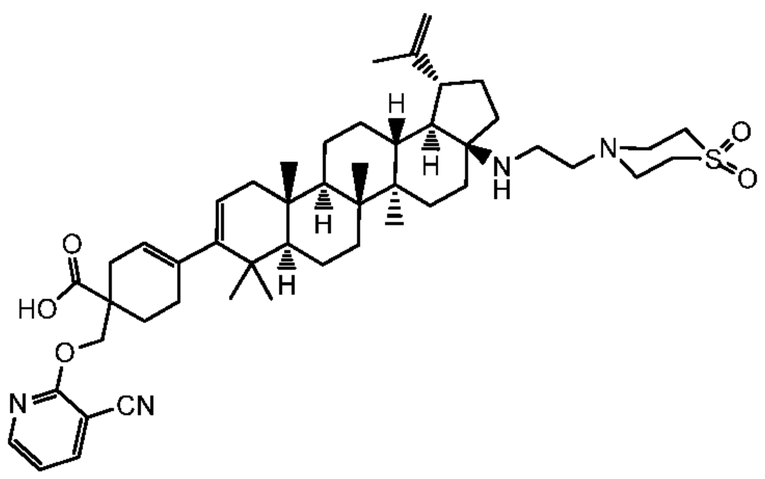

,

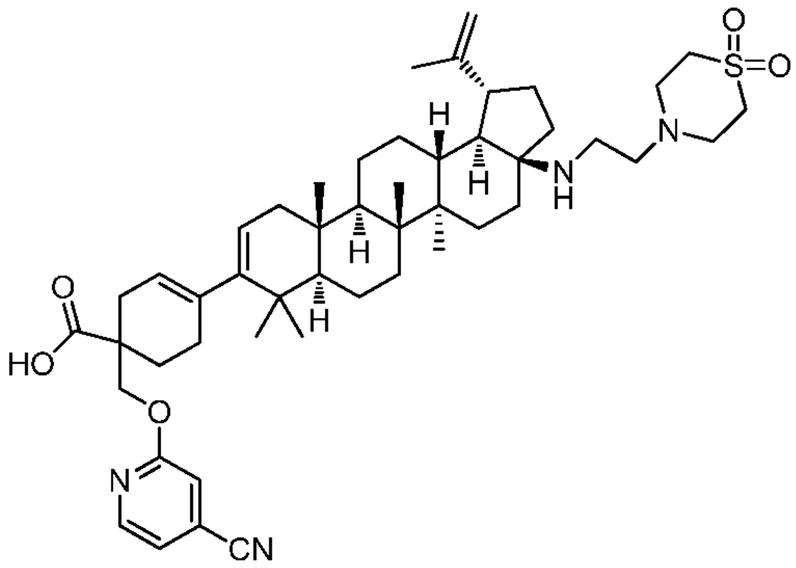

,

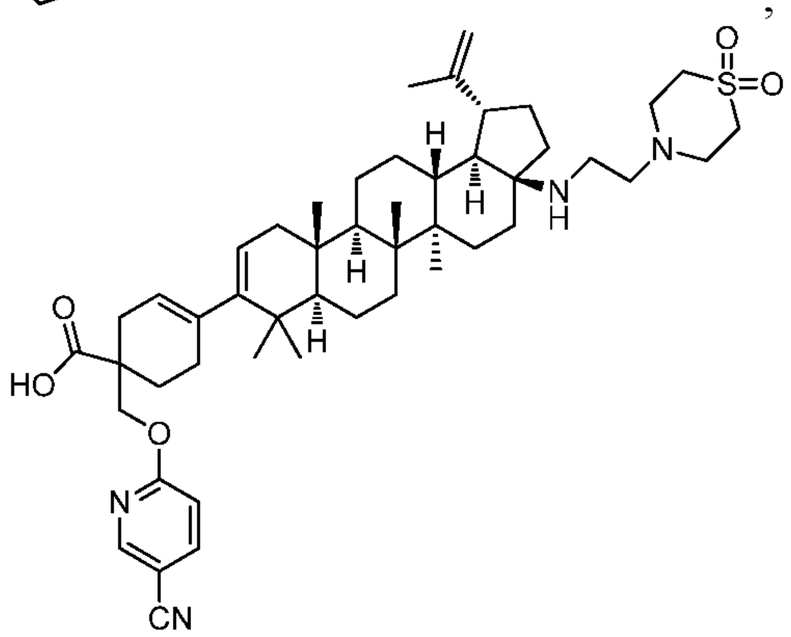

,

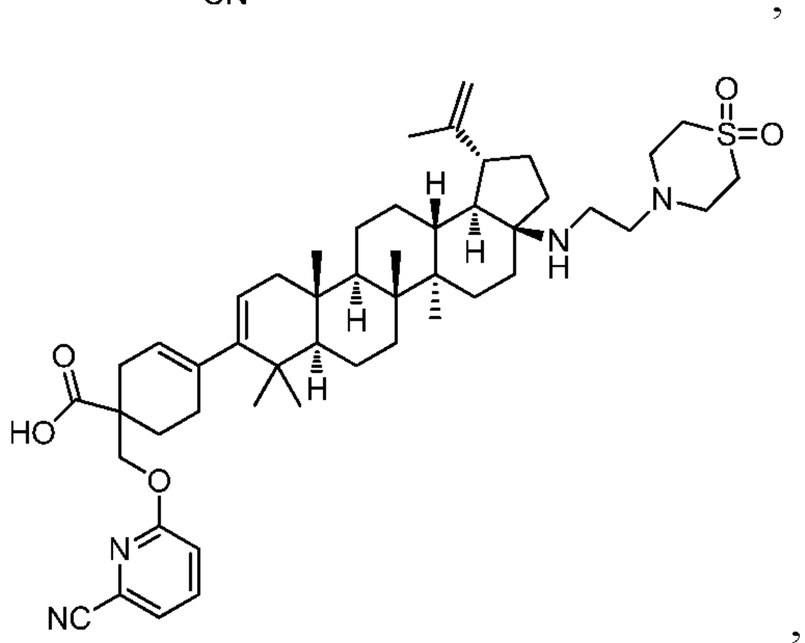

,

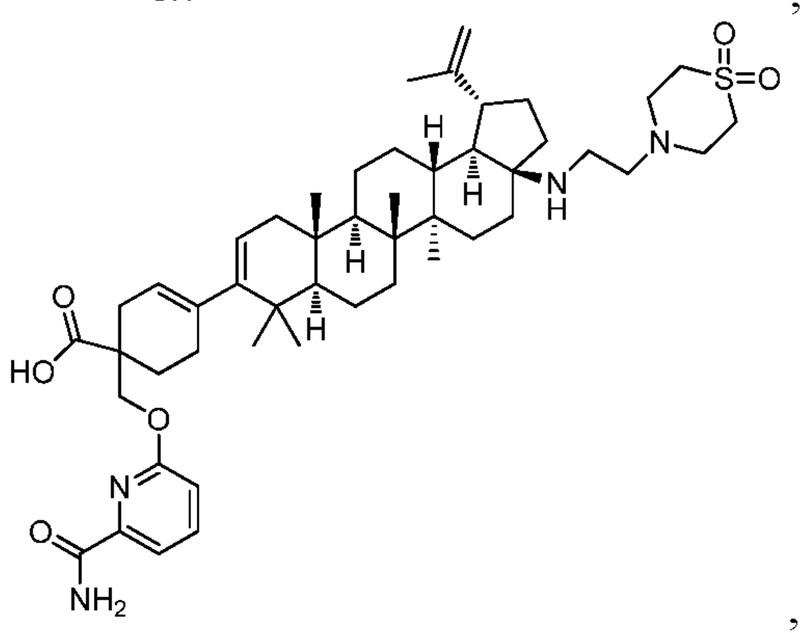

,

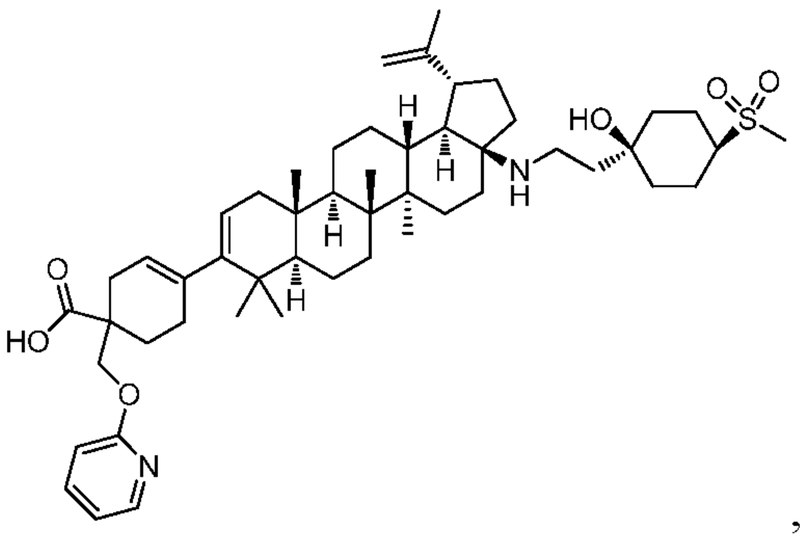

,

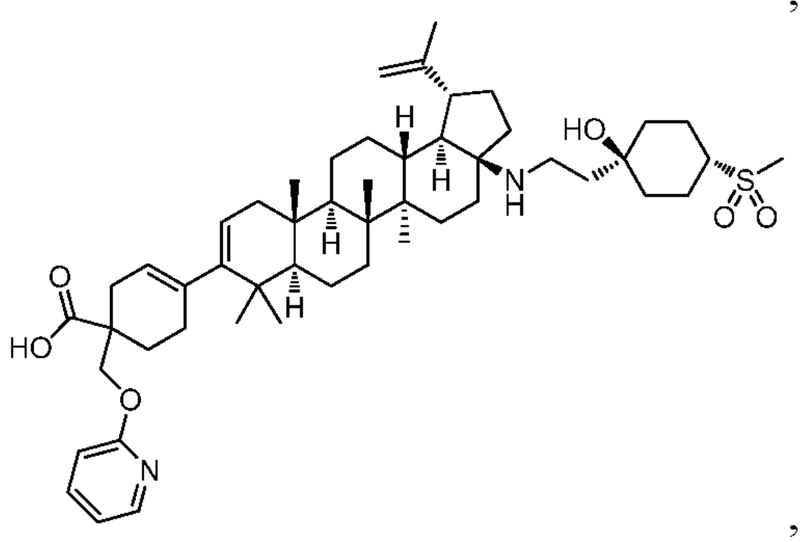

,

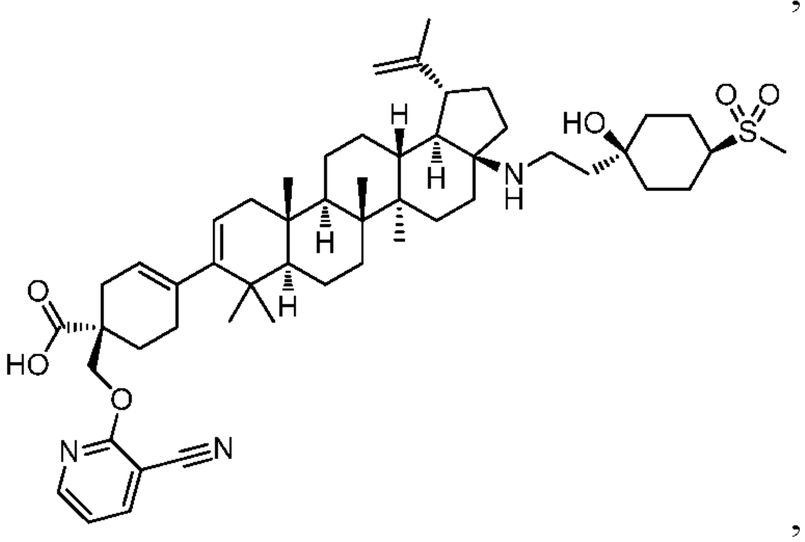

,

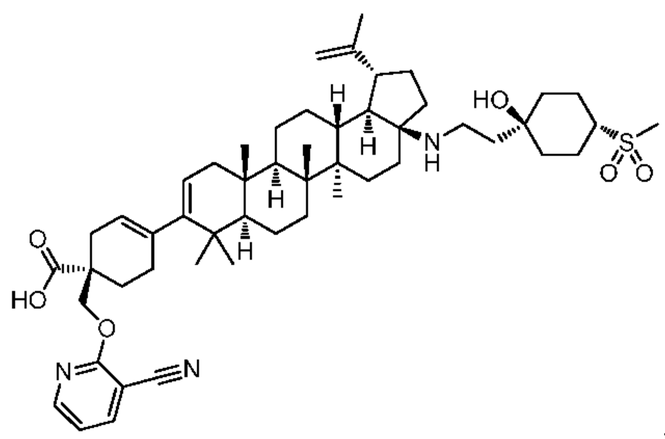
,
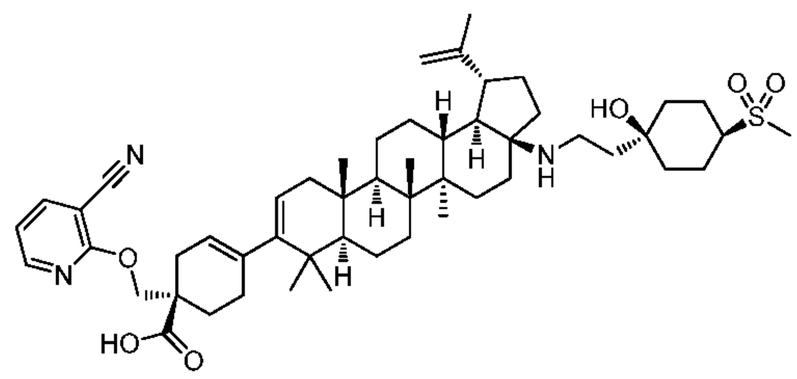
,
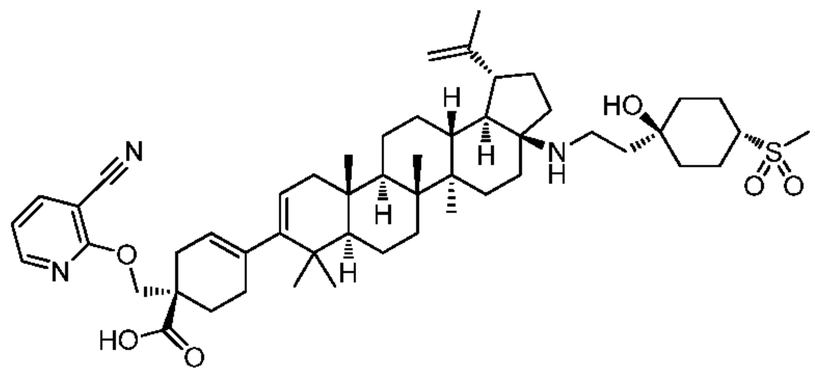
,
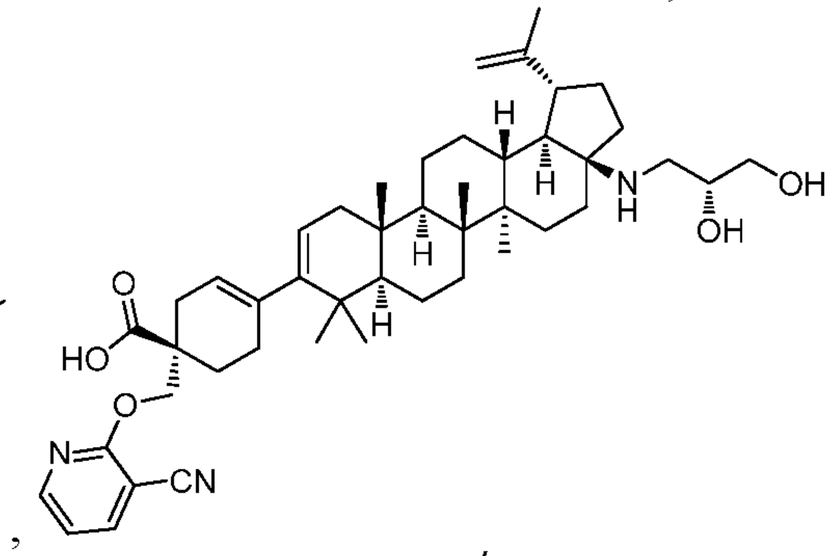
,
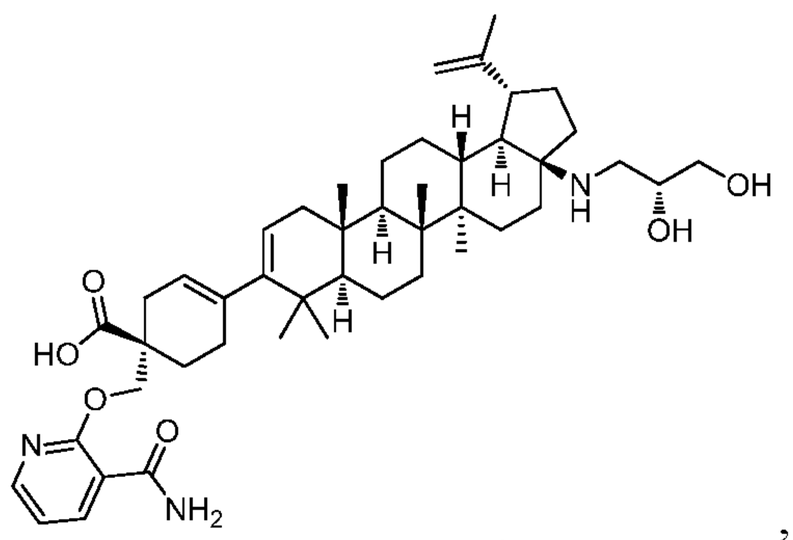
,
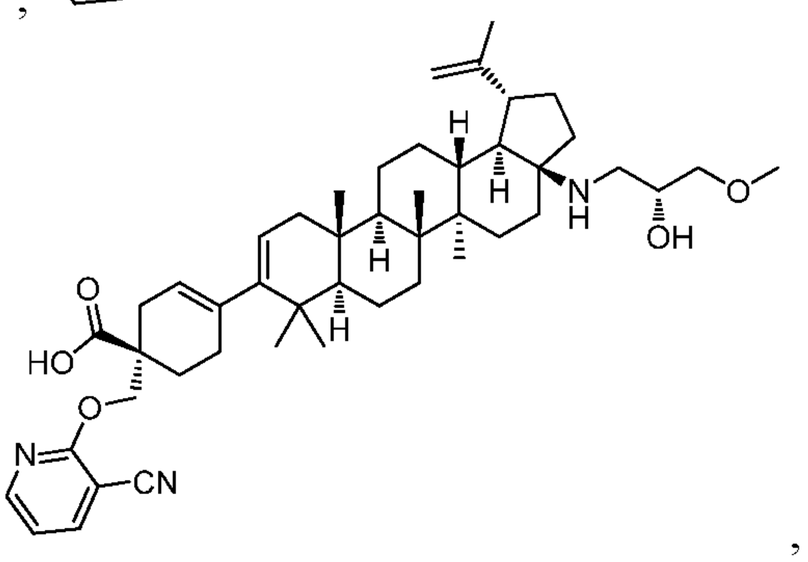
,
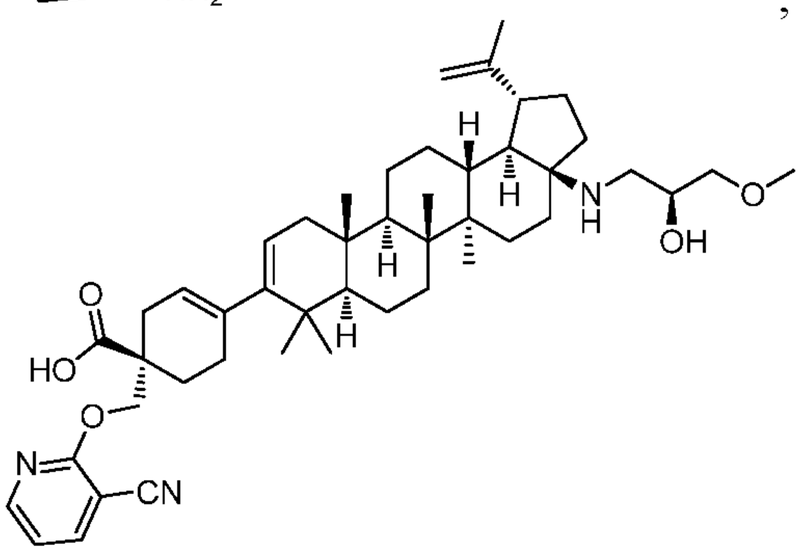
,
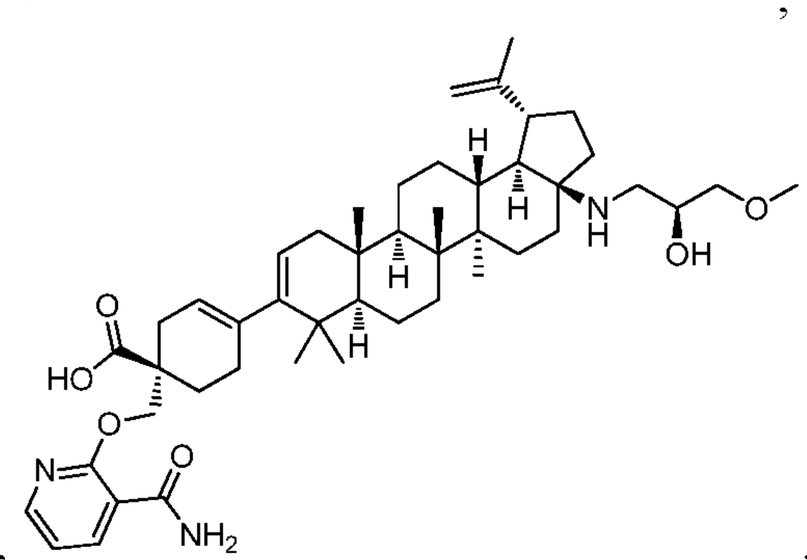
,
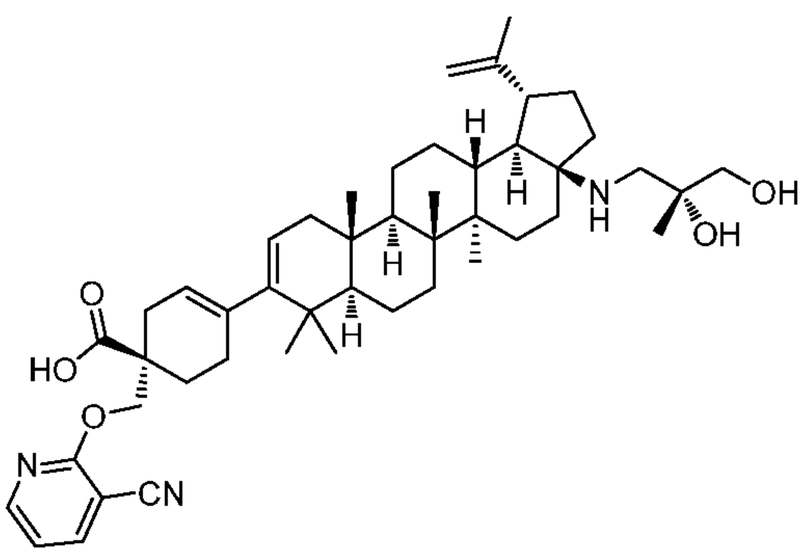
,
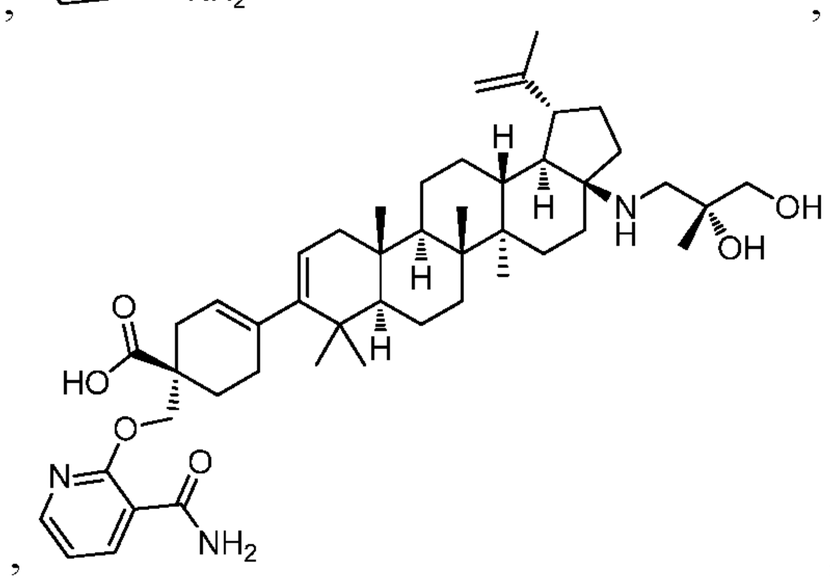
,

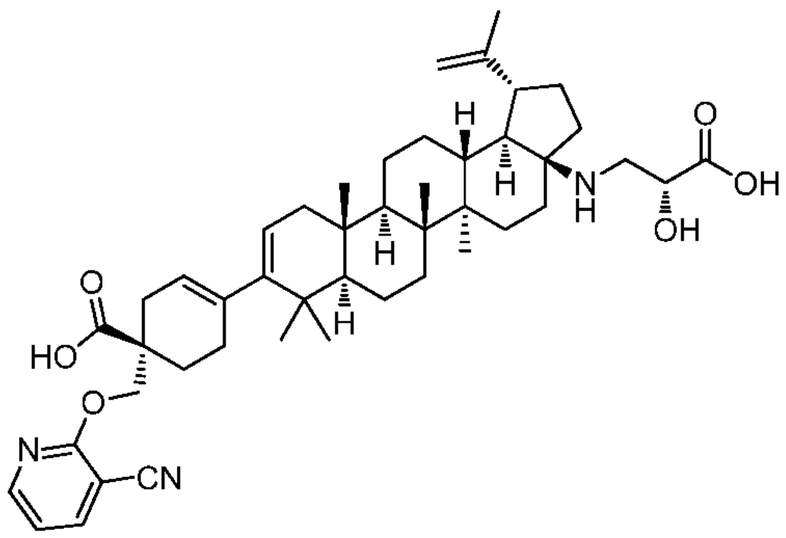
,
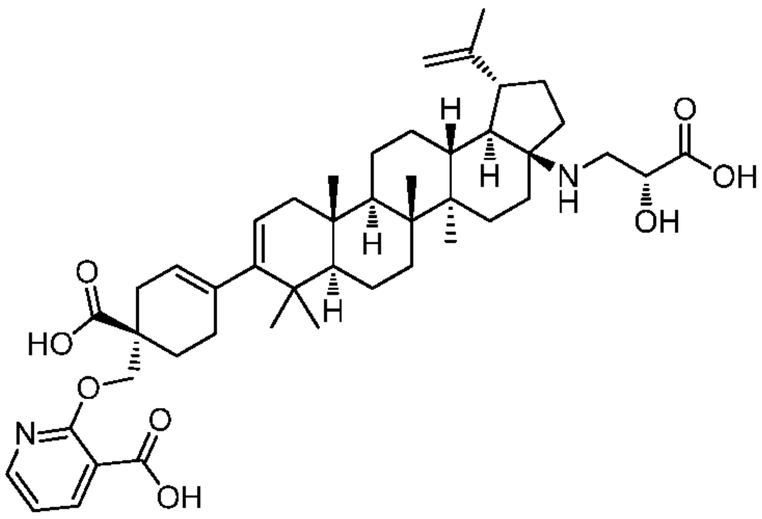
,
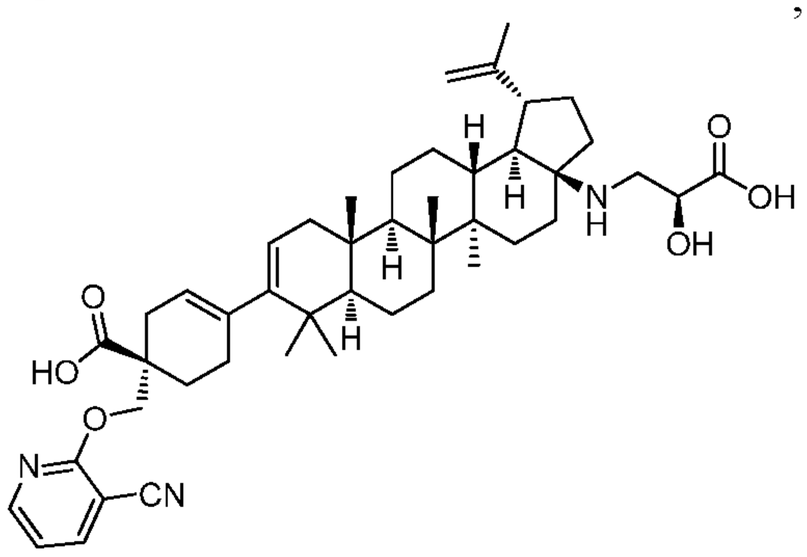
,
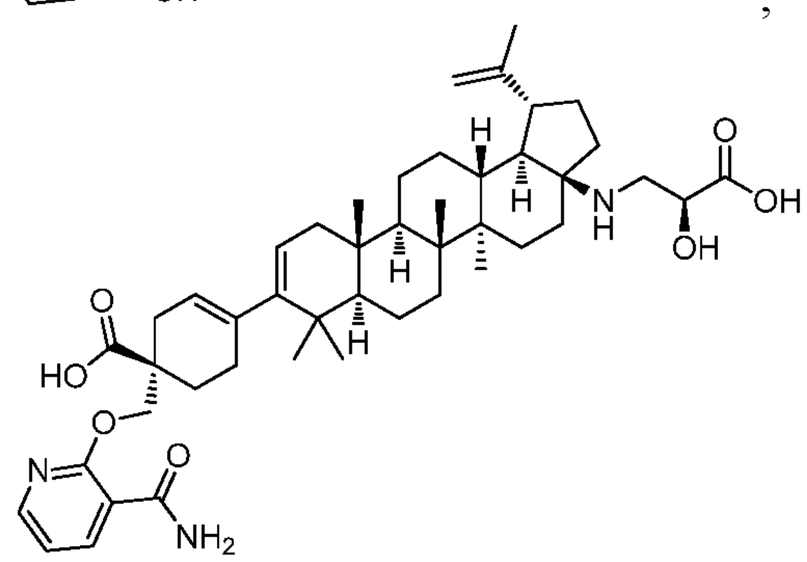
,
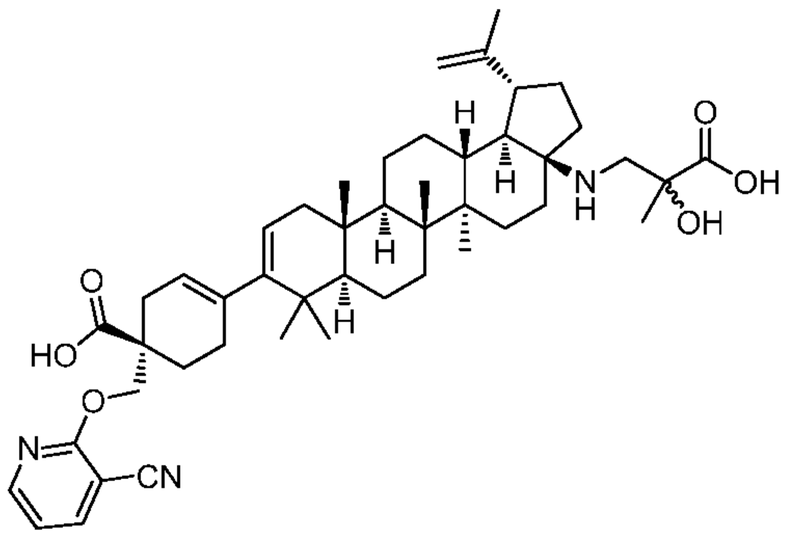
,
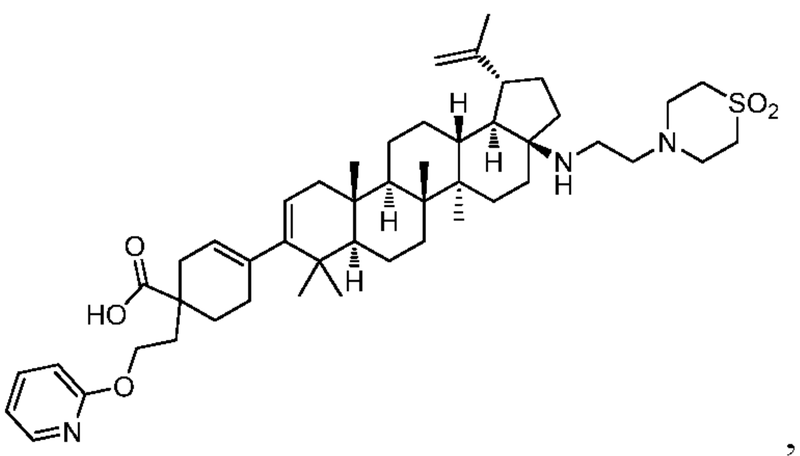
,
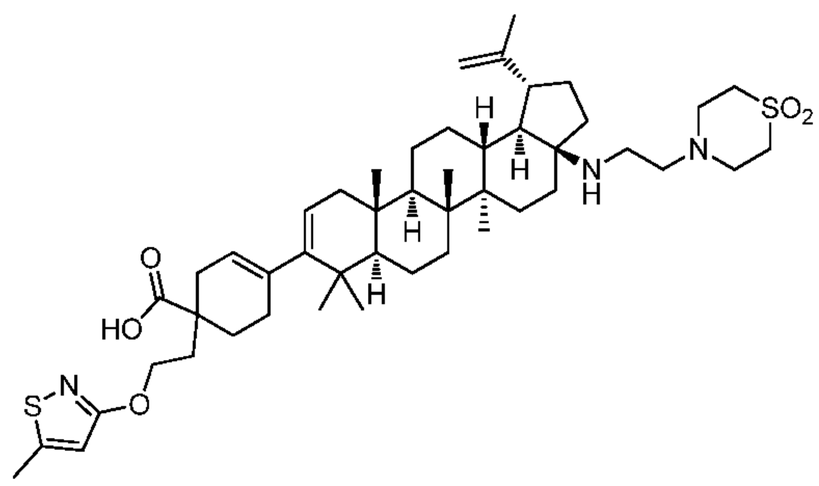
,
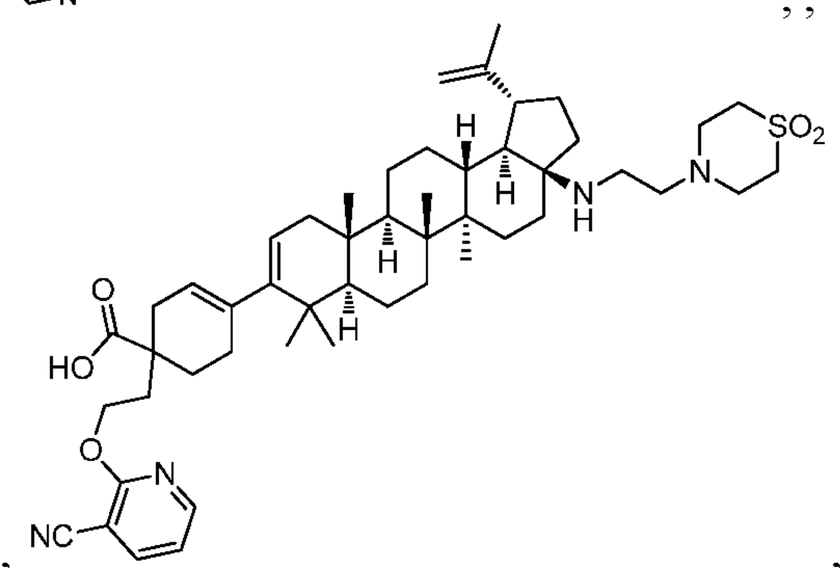
,

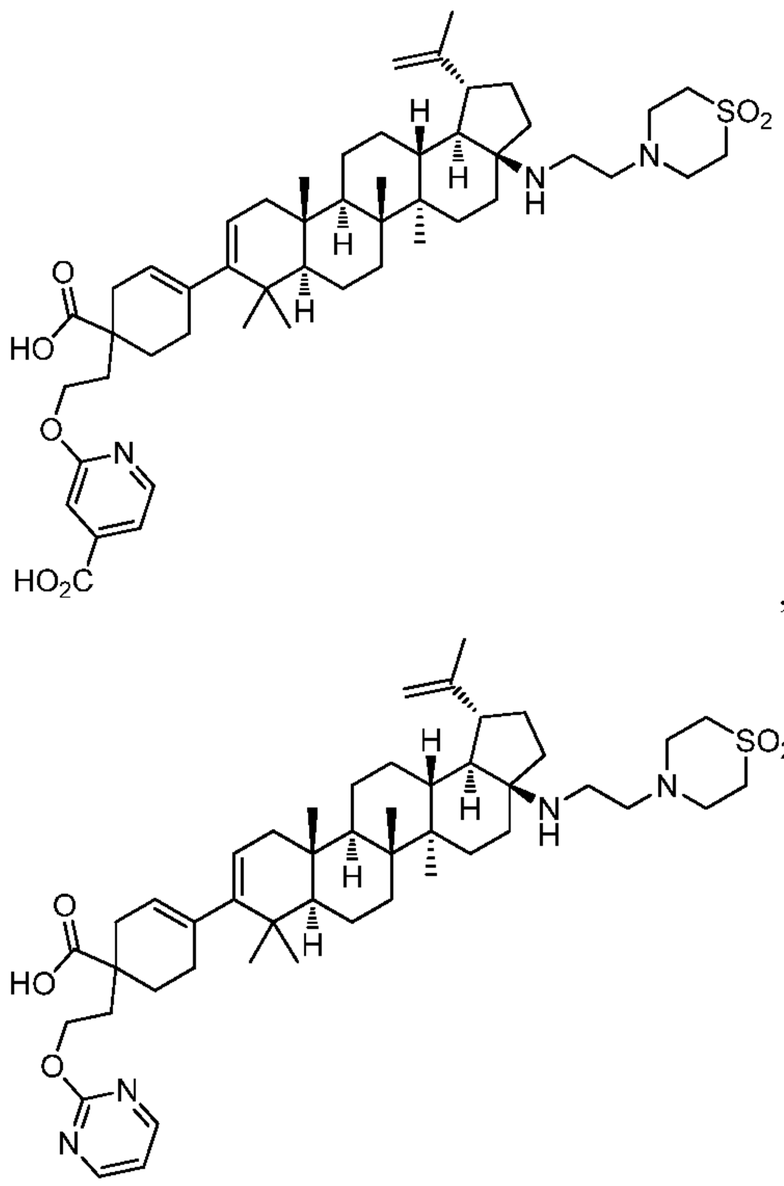
,
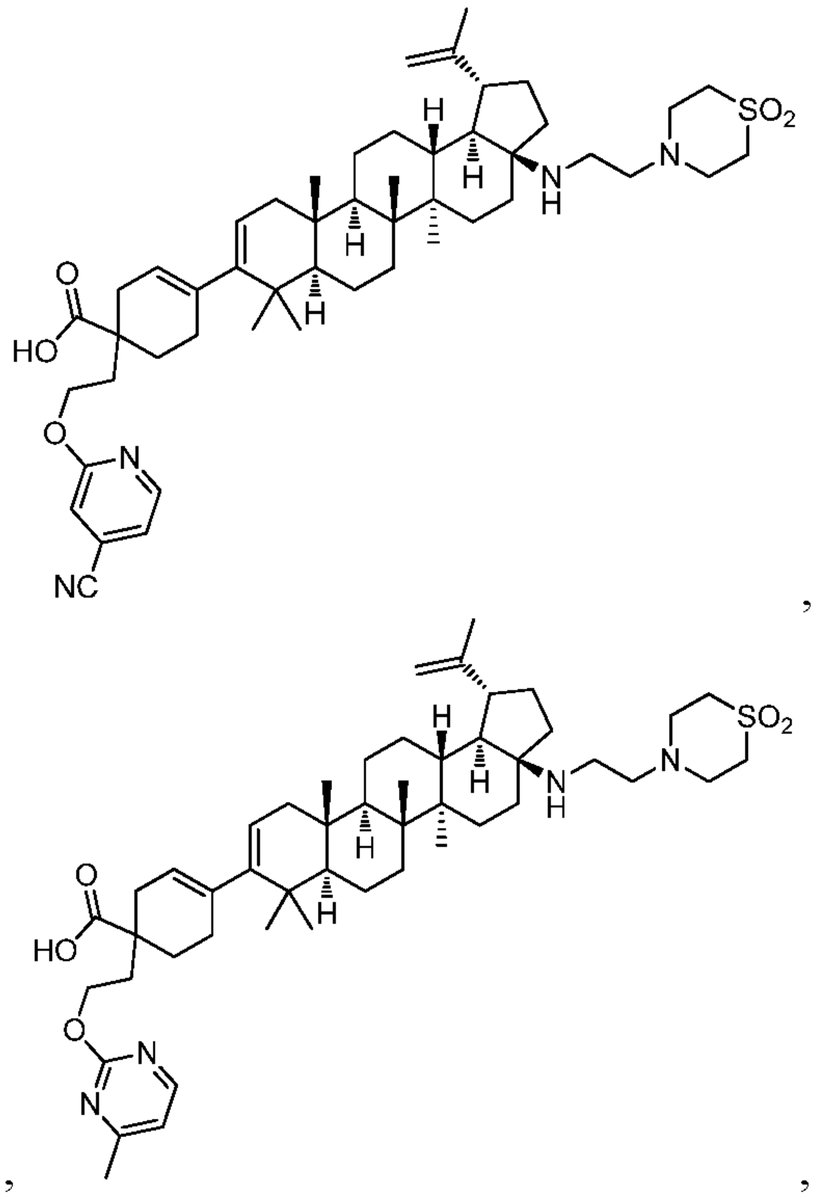
,

,

,
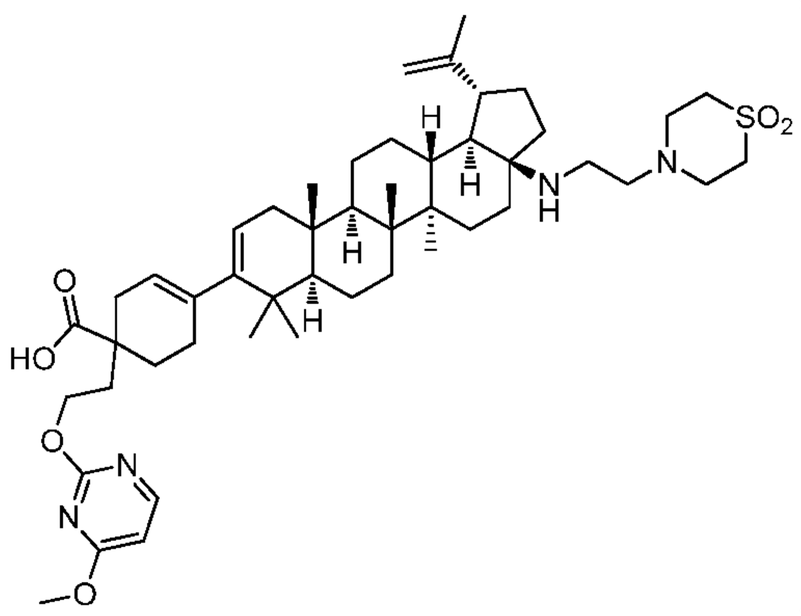
,
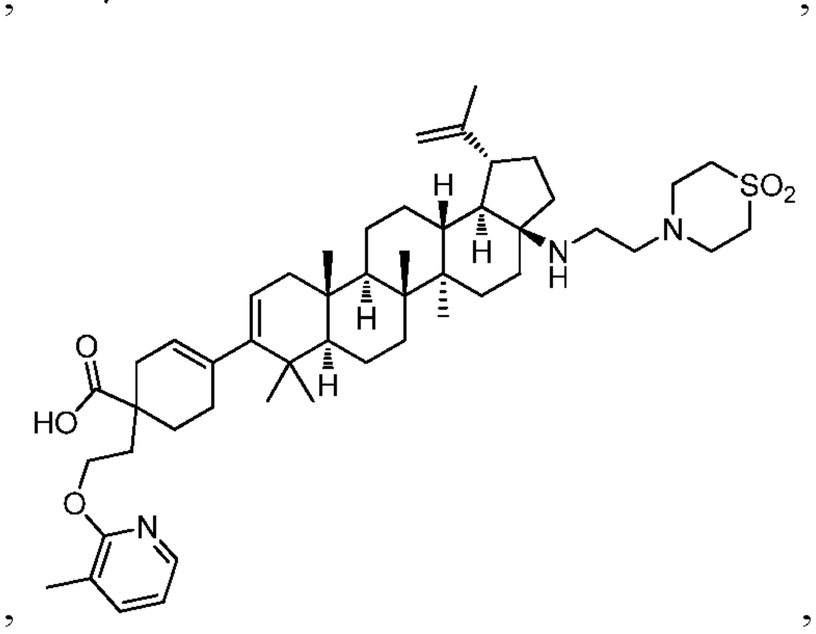
,
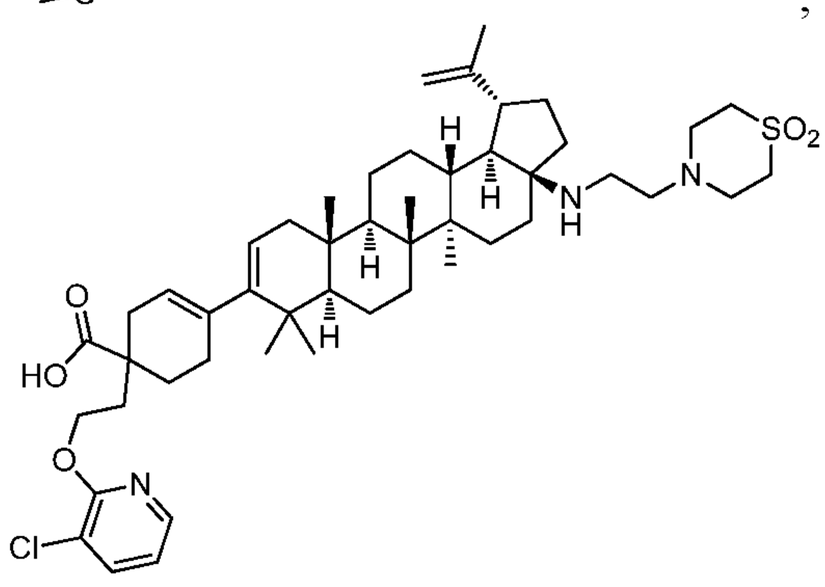
,
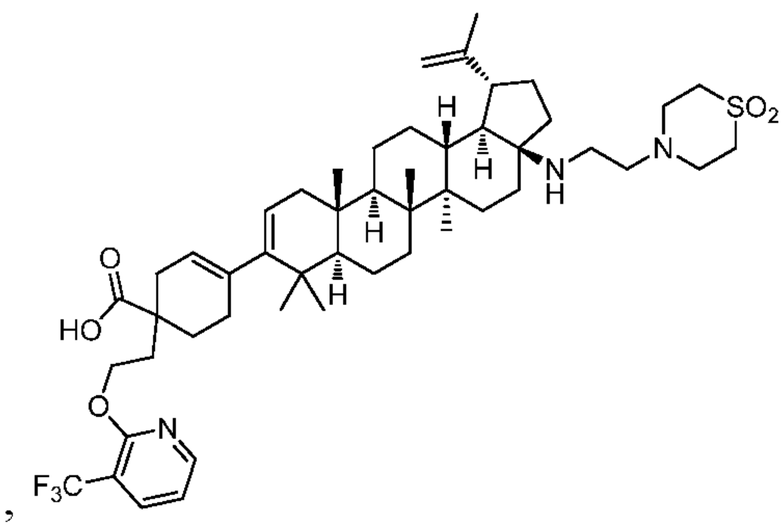
,

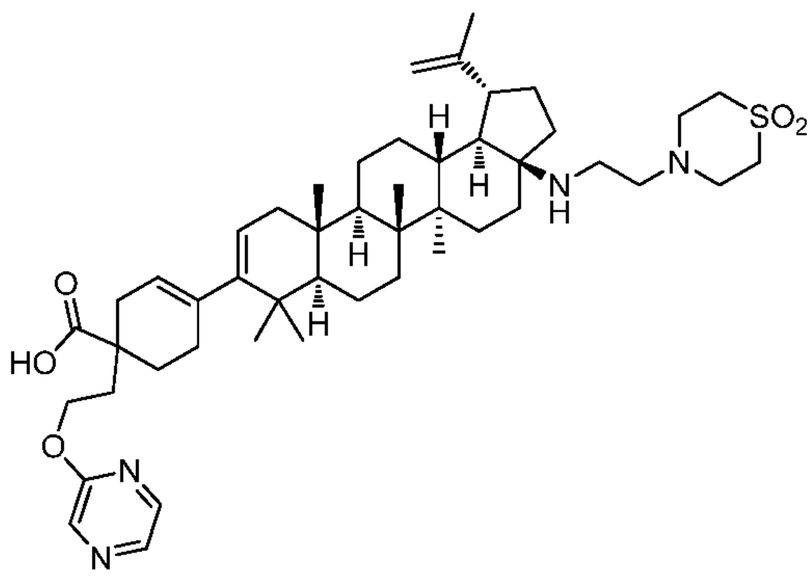
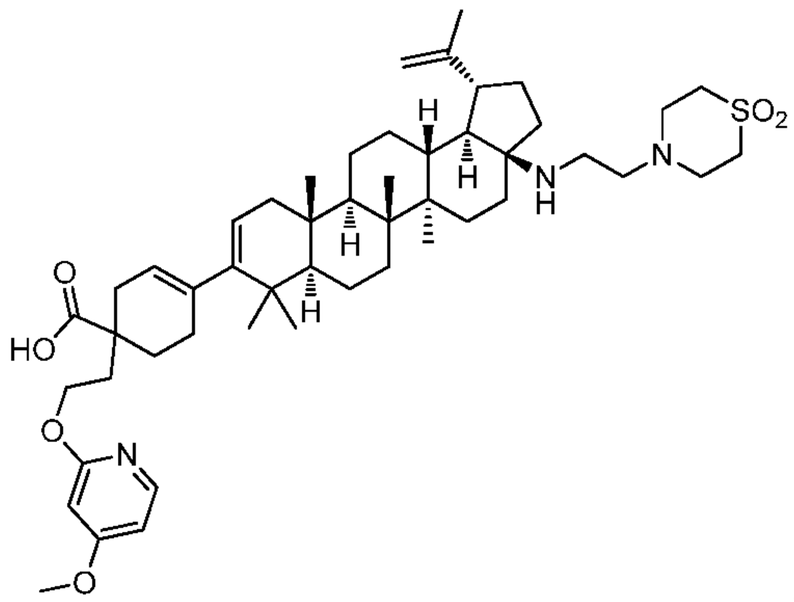
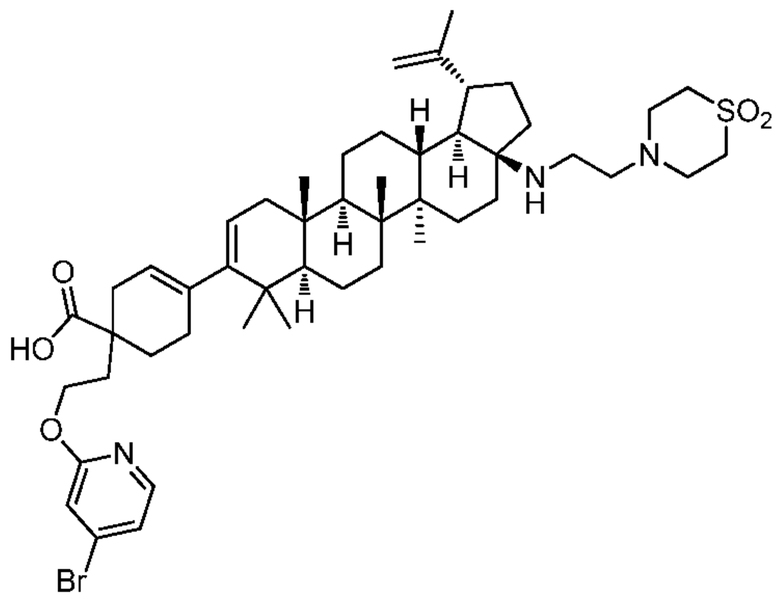
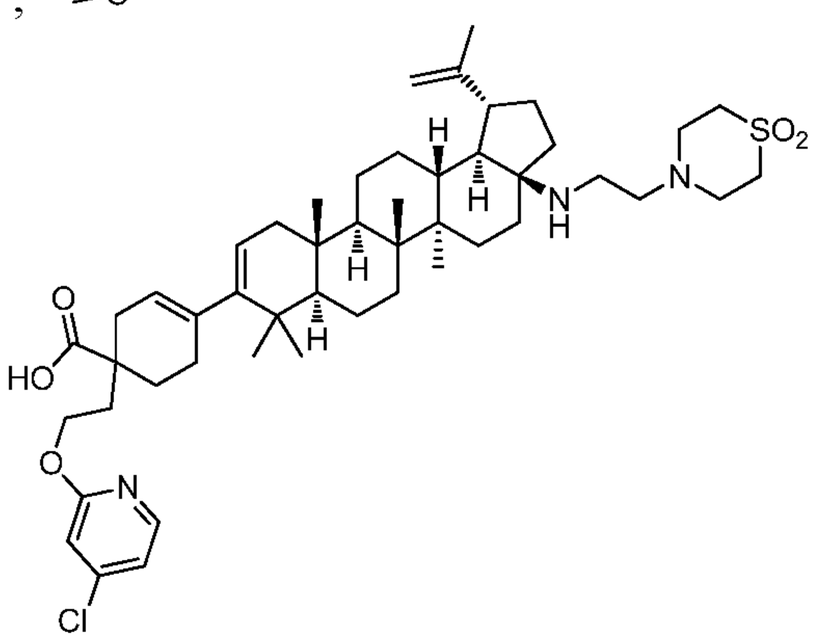
and
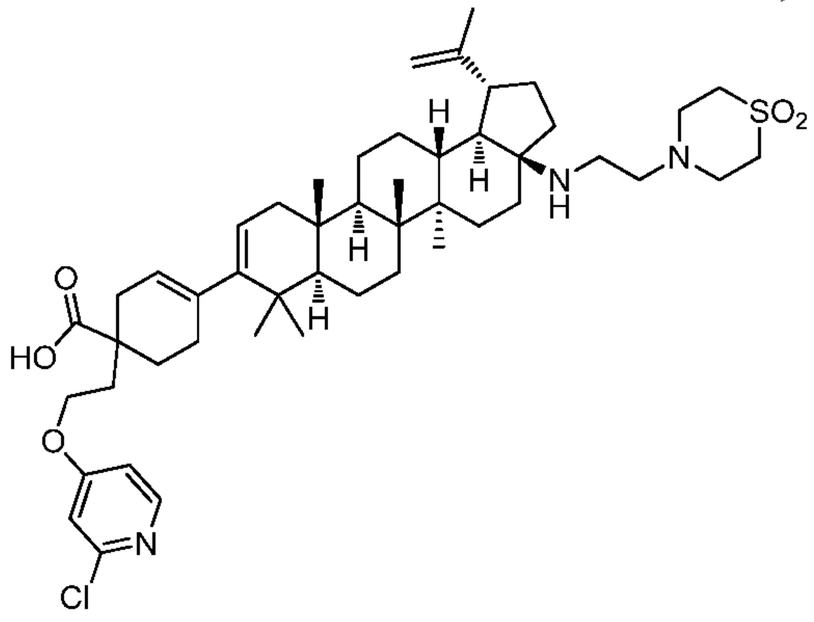

13. A compound, including pharmaceutically acceptable salts thereof, which is selected from the group of:

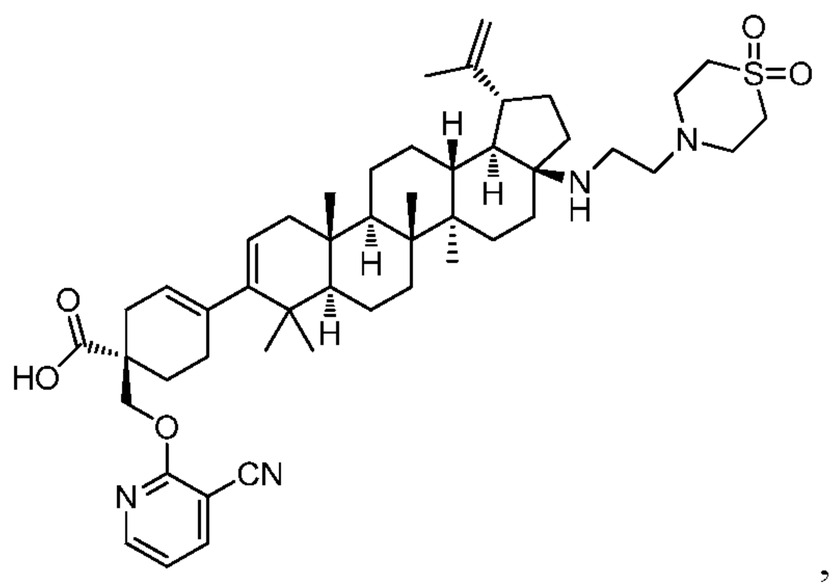

,

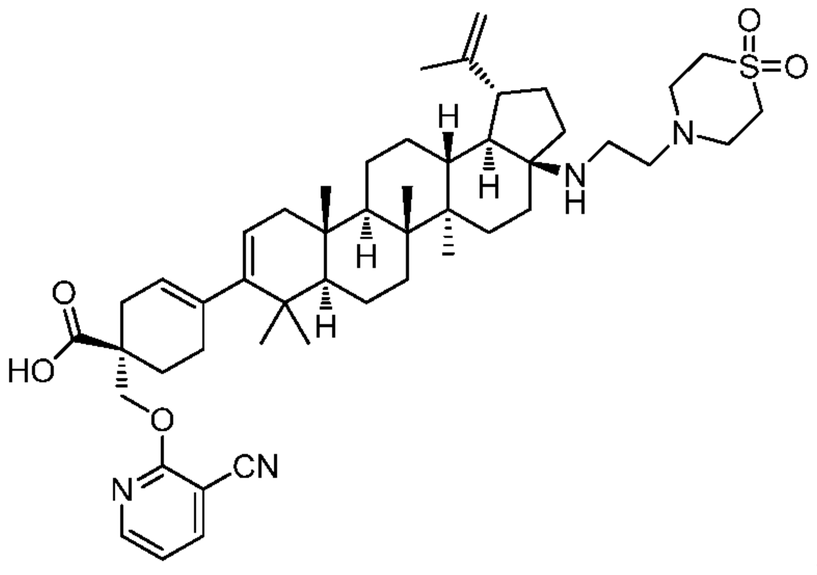

,

, and

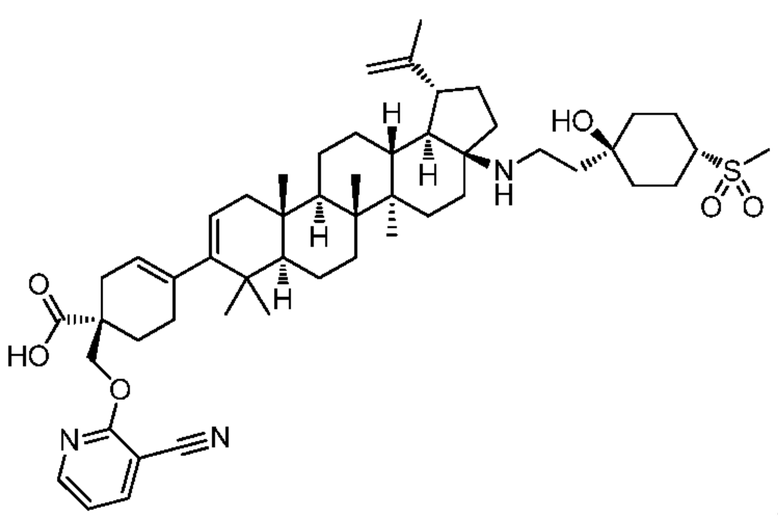

.

14. A composition which comprises an HIV ameliorating amount of one or more compounds as claimed in claim 1, together with one or more pharmaceutically acceptable carriers, excipients, and/or diluents.

15. A composition which comprises an HIV ameliorating amount of one or more compounds as claimed in claim 11, together with one or more pharmaceutically acceptable carriers, excipients, and/or diluents.

16. A composition which comprises an HIV ameliorating amount of one or more compounds as claimed in claim 12, together with one or more pharmaceutically acceptable carriers, excipients, and/or diluents.

17. A composition which comprises an HIV ameliorating amount of one or more compounds as claimed in claim 13, together with one or more pharmaceutically acceptable carriers, excipients, and/or diluents.

18. A method for treating a mammal infected with the HIV virus comprising administering to said mammal an HIV ameliorating amount of a compound as claimed in claim 1, together with one or more pharmaceutically acceptable carriers, excipients, and/or diluents.

19. A method for treating a mammal infected with the HIV virus comprising administering to said mammal an HIV ameliorating amount of a compound as claimed in claim 12, together with one or more pharmaceutically acceptable carriers, excipients, and/or diluents.

20. A method for treating a mammal infected with the HIV virus comprising administering to said mammal an HIV ameliorating amount of a compound as claimed in claim 13, together with one or more pharmaceutically acceptable carriers, excipients, and/or diluents.

21. The triple mutant protein identified as T332S/V362I/pr R41G.

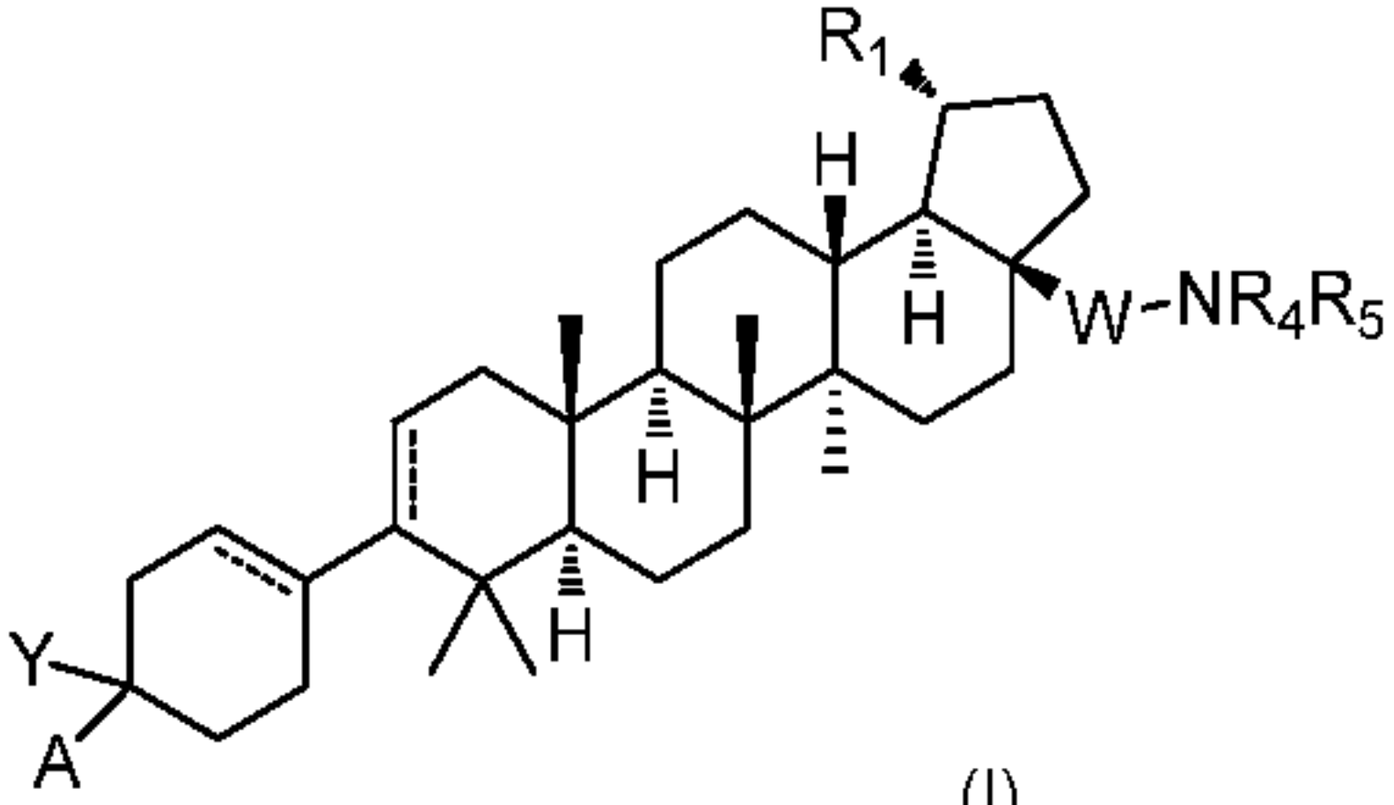

(I)