



(51) International Patent Classification:
C07F 9/06 (2006.01)

(21) International Application Number:
PCT/US2012/054679

(22) International Filing Date:
11 September 2012 (11.09.2012)

(25) Filing Language: English

(26) Publication Language: English

(30) Priority Data:
61/533,649 12 September 2011 (12.09.2011) US

(71) Applicant (for all designated States except US): **IDENIX PHARMACEUTICALS, INC.** [US/US]; 60 Hampshire Street, Cambridge, Massachusetts 02139 (US).

(72) Inventors; and

(75) Inventors/Applicants (for US only): **SURLERAUX, Dominique** [BE/BE]; Rue de la Scaillee 13, B-1440 Wauthier-Braine (BE). **DOUSSON, Cyril B.** [FR/FR]; 15 Lot la Source 1, F-34800 Canet (FR). **GOSSELIN, Gilles** [FR/FR]; 487 Rue Celleneuve St. Hilaire, F-34070 Montpellier (FR). **DUKHAN, David** [FR/FR]; 20 Rue Alphonse Daudet, Parc les Vautes, F-34980 Saint Gely du Fesc (FR). **PIERRA, Claire** [FR/FR]; Lotissement Pioch Ourbatieu, 6 Rue Ernestine Montreuil, F-34570 Montarnaud (FR). **PEYRONNET, Jerome** [FR/FR]; 45 Rue des Cedres, F-34830 Jacou (FR).

(74) Agents: **PATHAK, Rahul** et al.; Squire Sanders (US) LLP, 275 Battery Street, Suite 2600, San Francisco, California 94111 (US).

(81) Designated States (unless otherwise indicated, for every kind of national protection available): AE, AG, AL, AM, AO, AT, AU, AZ, BA, BB, BG, BH, BN, BR, BW, BY, BZ, CA, CH, CL, CN, CO, CR, CU, CZ, DE, DK, DM, DO, DZ, EC, EE, EG, ES, FI, GB, GD, GE, GH, GM, GT, HN, HR, HU, ID, IL, IN, IS, JP, KE, KG, KM, KN, KP, KR, KZ, LA, LC, LK, LR, LS, LT, LU, LY, MA, MD, ME, MG, MK, MN, MW, MX, MY, MZ, NA, NG, NI, NO, NZ, OM, PA, PE, PG, PH, PL, PT, QA, RO, RS, RU, RW, SC, SD, SE, SG, SK, SL, SM, ST, SV, SY, TH, TJ, TM, TN, TR, TT, TZ, UA, UG, US, UZ, VC, VN, ZA, ZM, ZW.

(84) Designated States (unless otherwise indicated, for every kind of regional protection available): ARIPO (BW, GH, GM, KE, LR, LS, MW, MZ, NA, RW, SD, SL, SZ, TZ, UG, ZM, ZW), Eurasian (AM, AZ, BY, KG, KZ, RU, TJ, TM), European (AL, AT, BE, BG, CH, CY, CZ, DE, DK, EE, ES, FI, FR, GB, GR, HR, HU, IE, IS, IT, LT, LU, LV, MC, MK, MT, NL, NO, PL, PT, RO, RS, SE, SI, SK, SM, TR), OAPI (BF, BJ, CF, CG, CI, CM, GA, GN, GQ, GW, ML, MR, NE, SN, TD, TG).

Declarations under Rule 4.17:

- as to applicant's entitlement to apply for and be granted a patent (Rule 4.17(ii))
- as to the applicant's entitlement to claim the priority of the earlier application (Rule 4.17(iii))

Published:

- with international search report (Art. 21(3))

(54) Title: SUBSTITUTED CARBONYLOXYMETHYLPHOSPHORAMIDATE COMPOUNDS AND PHARMACEUTICAL COMPOSITIONS FOR THE TREATMENT OF VIRAL INFECTIONS

(57) Abstract: Provided herein are compounds, compositions and methods for the treatment of liver disorders, including HCV infections. In certain embodiments, compounds and compositions of nucleoside derivatives are disclosed, which can be administered either alone or in combination with other anti-viral agents.



**SUBSTITUTED CARBONYLOXYMETHYLPHOSPHORAMIDATE COMPOUNDS
AND PHARMACEUTICAL COMPOSITIONS
FOR THE TREATMENT OF VIRAL INFECTIONS**

CROSS-REFERENCE TO RELATED APPLICATIONS

[0001] This application claims the benefit of, and priority to, United States provisional patent application number 61/533,649 entitled "SUBSTITUTED CARBONYLOXYMETHYLPHOSPHORAMIDATE COMPOUNDS AND PHARMACEUTICAL COMPOSITIONS FOR THE TREATMENT OF VIRAL INFECTIONS" filed September 12, 2011, which is incorporated by reference herein in its entirety as if put forth fully below.

FIELD

[0002] Provided herein are compounds, methods and pharmaceutical compositions, for use in treatment of viral infections, including hepatitis C virus infection in a host in need thereof. In certain embodiments, substituted carbonyloxymethylphosphoramidate compounds are provided which allow concentration of a drug in the liver.

BACKGROUND

Flaviviridae Viruses

[0003] The Flaviviridae family of viruses comprises at least three distinct genera: *pestiviruses*, which cause disease in cattle and pigs; *flaviviruses*, which are the primary cause of diseases such as dengue fever and yellow fever; and *hepaciviruses*, whose sole member is HCV. The flavivirus genus includes more than 68 members separated into groups on the basis of serological relatedness (Calisher *et al.*, *J. Gen. Virol.*, 1993, 70, 37-43). Clinical symptoms vary and include fever, encephalitis and hemorrhagic fever (*Fields Virology*, Editors: Fields, B. N., Knipe, D. M., and Howley, P. M., Lippincott-Raven Publishers, Philadelphia, PA, 1996, Chapter 31, 931-959). Flaviviruses of global concern that are associated with human disease include the dengue hemorrhagic fever viruses (DHF), yellow fever virus, shock syndrome and Japanese encephalitis virus (Halstead, S. B., *Rev. Infect. Dis.*, 1984, 6, 251-264; Halstead, S. B., *Science*, 239:476-481, 1988; Monath, T. P., *New Eng. J. Med.*, 1988, 319, 641-643).

[0004] The pestivirus genus includes bovine viral diarrhea virus (BVDV), classical swine fever virus (CSFV, also called hog cholera virus) and border disease virus (BDV) of sheep (Moennig, V. *et al.*, *Adv. Vir. Res.* 1992, 41, 53-98). Pestivirus infections of domesticated

livestock (cattle, pigs and sheep) cause significant economic losses worldwide. BVDV causes mucosal disease in cattle and is of significant economic importance to the livestock industry (Meyers, G. and Thiel, H.-J., *Advances in Virus Research*, 1996, 47, 53-118; Moennig V., et al, *Adv. Vir. Res.* 1992, 41, 53-98). Human pestiviruses have not been as extensively characterized as the animal pestiviruses. However, serological surveys indicate considerable pestivirus exposure in humans.

[0005] *Pestiviruses* and *hepaciviruses* are closely related virus groups within the Flaviviridae family. Other closely related viruses in this family include the GB virus A, GB virus A-like agents, GB virus-B and GB virus-C (also called hepatitis G virus, HGV). The hepacivirus group (hepatitis C virus; HCV) consists of a number of closely related but genotypically distinguishable viruses that infect humans. There are approximately 6 HCV genotypes and more than 50 subtypes. Due to the similarities between pestiviruses and hepaciviruses, combined with the poor ability of hepaciviruses to grow efficiently in cell culture, bovine viral diarrhea virus (BVDV) is often used as a surrogate to study the HCV virus.

[0006] The genetic organization of pestiviruses and hepaciviruses is very similar. These positive stranded RNA viruses possess a single large open reading frame (ORF) encoding all the viral proteins necessary for virus replication. These proteins are expressed as a polyprotein that is co- and post-translationally processed by both cellular and virus-encoded proteinases to yield the mature viral proteins. The viral proteins responsible for the replication of the viral genome RNA are located within the carboxy-terminal portion of the polyprotein. Two-thirds of the ORF are termed nonstructural (NS) proteins. The genetic organization and polyprotein processing of the nonstructural protein portion of the ORF for pestiviruses and hepaciviruses is very similar. For both the pestiviruses and hepaciviruses, the mature nonstructural (NS) proteins, in sequential order from the amino-terminus of the nonstructural protein coding region to the carboxy-terminus of the ORF, consist of p7, NS2, NS3, NS4A, NS4B, NS5A, and NS5B.

[0007] The NS proteins of pestiviruses and hepaciviruses share sequence domains that are characteristic of specific protein functions. For example, the NS3 proteins of viruses in both groups possess amino acid sequence motifs characteristic of serine proteinases and of helicases (Gorbalenya *et al.*, (1988) *Nature* 333:22; Bazan and Fletterick (1989) *Virology* 171:637-639; Gorbalenya *et al.*, (1989) *Nucleic Acid Res.* 17:3889-3897). Similarly, the NS5B proteins of pestiviruses and hepaciviruses have the motifs characteristic of RNA-directed RNA polymerases (Koonin, E.V. and Dolja, V.V. (1993) *Crit. Rev. Biochem. Molec. Biol.* 28:375-430).

[0008] The actual roles and functions of the NS proteins of pestiviruses and hepaciviruses in the lifecycle of the viruses are directly analogous. In both cases, the NS3 serine proteinase is responsible for all proteolytic processing of polyprotein precursors downstream of its position in the ORF (Wiskerchen and Collett (1991) *Virology* 184:341-350; Bartenschlager *et al.*, (1993) *J. Virol.* 67:3835-3844; Eckart *et al.*, (1993) *Biochem. Biophys. Res. Comm.* 192:399-406; Grakoui *et al.*, (1993) *J. Virol.* 67:2832-2843; Grakoui *et al.*, (1993) *Proc. Natl. Acad. Sci. USA* 90:10583-10587; Hijikata *et al.*, (1993) *J. Virol.* 67:4665-4675; Tome *et al.*, (1993) *J. Virol.* 67:4017-4026). The NS4A protein, in both cases, acts as a cofactor with the NS3 serine protease (Bartenschlager *et al.*, (1994) *J. Virol.* 68:5045-5055; Failla *et al.*, (1994) *J. Virol.* 68: 3753-3760; Lin *et al.*, (1994) 68:8147-8157; Xu *et al.*, (1997) *J. Virol.* 71:5312-5322). The NS3 protein of both viruses also functions as a helicase (Kim *et al.*, (1995) *Biochem. Biophys. Res. Comm.* 215: 160-166; Jin and Peterson (1995) *Arch. Biochem. Biophys.*, 323:47-53; Warrenner and Collett (1995) *J. Virol.* 69:1720-1726). Finally, the NS5B proteins of pestiviruses and hepaciviruses have the predicted RNA-directed RNA polymerases activity (Behrens *et al.* (1996) *EMBO J.* 15:12-22; Lechmann *et al.* (1997) *J. Virol.* 71:8416-8428; Yuan *et al.* (1997) *Biochem. Biophys. Res. Comm.* 232:231-235; Hagedorn, PCT WO 97/12033; US patent nos. 5,981,247; 6,248,589 and 6,461,845 Zhong *et al.* (1998) *J. Virol.* 72:9365-9369).

Hepatitis C Virus

[0009] The hepatitis C virus (HCV) is the leading cause of chronic liver disease worldwide. (Boyer, N. *et al.*, *J. Hepatol.* 32:98-112, 2000). HCV causes a slow growing viral infection and is the major cause of cirrhosis and hepatocellular carcinoma (Di Besceglie, A. M. and Bacon, B. R., *Scientific American*, Oct.: 80-85, (1999); Boyer, N. *et al.*, *J. Hepatol.* 32:98-112, 2000). An estimated 170 million persons are infected with HCV worldwide. (Boyer, N. *et al.*, *J. Hepatol.* 32:98-112, 2000). Cirrhosis caused by chronic hepatitis C infection accounts for 8,000-12,000 deaths per year in the United States, and HCV infection is the leading indication for liver transplantation.

[0010] HCV is known to cause at least 80% of posttransfusion hepatitis and a substantial proportion of sporadic acute hepatitis. Preliminary evidence also implicates HCV in many cases of "idiopathic" chronic hepatitis, "cryptogenic" cirrhosis, and probably hepatocellular carcinoma unrelated to other hepatitis viruses, such as Hepatitis B Virus (HBV). A small proportion of healthy persons appear to be chronic HCV carriers, varying with geography and other epidemiological factors. The numbers may substantially exceed those for HBV, though

information is still preliminary; how many of these persons have subclinical chronic liver disease is unclear. (The Merck Manual, ch. 69, p. 901, 16th ed., (1992)).

[0011] HCV is an enveloped virus containing a positive-sense single-stranded RNA genome of approximately 9.4kb. The viral genome consists of a 5' untranslated region (UTR), a long open reading frame encoding a polyprotein precursor of approximately 3011 amino acids, and a short 3' UTR. The 5' UTR is the most highly conserved part of the HCV genome and is important for the initiation and control of polyprotein translation. Translation of the HCV genome is initiated by a cap-independent mechanism known as internal ribosome entry. This mechanism involves the binding of ribosomes to an RNA sequence known as the internal ribosome entry site (IRES). An RNA pseudoknot structure has recently been determined to be an essential structural element of the HCV IRES. Viral structural proteins include a nucleocapsid core protein (C) and two envelope glycoproteins, E1 and E2. HCV also encodes two proteinases, a zinc-dependent metalloproteinase encoded by the NS2-NS3 region and a serine proteinase encoded in the NS3 region. These proteinases are required for cleavage of specific regions of the precursor polyprotein into mature peptides. The carboxyl half of nonstructural protein 5, NS5B, contains the RNA-dependent RNA polymerase. The functions of the remaining nonstructural proteins, NS4A and NS4B, and that of NS5A (the amino-terminal half of nonstructural protein 5) are the subjects of ongoing study. NS4A is believed to be a cofactor and enhancer of the protease NS3. NS4B is believed to organize the HCV replication complex along with NS5B by interactions with lipid membranes forming a membranous web. NS5A appears to have multiple functions in the HCV life cycle.

[0012] An essential step in the mode of action of purine and pyrimidine nucleosides against viral diseases, and in particular, HCV is their metabolic activation by cellular kinases, to yield mono-, di- and triphosphate derivatives. The biologically active species of many nucleosides is the triphosphate form, which inhibits viral DNA polymerase, RNA polymerase, or reverse transcriptase, or causes chain termination.

[0013] A significant focus of current antiviral research is directed to the development of improved methods of treatment of chronic HCV infections in humans (Di Besceglie, A. M. and Bacon, B. R., *Scientific American*, Oct.: 80-85, (1999)).

[0014] In light of the fact that HCV infection has reached epidemic levels worldwide, and has tragic effects on the infected patient, there remains a strong need to provide new effective pharmaceutical agents to treat hepatitis C that have low toxicity to the host. Further, given the

rising threat of other flaviviridae infections, there remains a strong need to provide new effective pharmaceutical agents that have low toxicity to the host.

[0015] Therefore, there is a continuing need for effective treatments of flavivirus infections and HCV infections.

SUMMARY

[0016] Provided herein are compounds useful, for example, for the treatment of flavivirus infections such as HCV infections. The compounds include substituted carbonyloxymethylphosphoramidate groups. Advantageously, such substituted carbonyloxymethylphosphoramidate groups can facilitate concentration of the compound or a metabolite of the compound in the liver of a host. Also provided herein are pharmaceutical compositions comprising the compounds, methods of manufacturing the compounds and methods of their use, for example, in therapy.

[0017] Compounds provided herein comprise one or more substituted carbonyloxymethylphosphoramidate groups. Useful substituted carbonyloxymethylphosphoramidate groups are described herein. They include substituted oxycarbonyloxymethylphosphoramidate groups and substituted aminocarbonyloxymethylphosphoramidate groups. Embodiments of these groups are described in detail herein.

[0018] The compounds further comprise one or more groups effective for the treatment or prevention of a viral infection in a host in need thereof. It is believed that the compounds comprising the two groups can be cleaved by the host to liberate such treatment-effective groups for the treatment of the flavivirus infection. By selectively targeting and activating therapeutic agents in the liver, potentially undesired distribution of active therapeutic agents in the gastrointestinal tract can be reduced. Moreover, amounts of therapeutic agent at the site of infection in the liver can be increased.

[0019] In certain embodiments, the group effective for the treatment of viral infection is a therapeutic agent recognized by one of skill in the art for the treatment of such infections. The therapeutic agent can be bonded to the substituted carbonyloxymethylphosphoramidate group or modified and bonded to the substituted carbonyloxymethylphosphoramidate group. For instance, the therapeutic agent can be derivatized to include a reactive group, such as a hydroxyl, for attachment of the substituted carbonyloxymethylphosphoramidate moiety. Useful therapeutic agents are described herein including antiviral agents, antiviral nucleosides and

antiviral nucleoside analogs. Exemplary therapeutic agents include 1'-, 2'-, 3'- and 4'-branched nucleosides.

[0020] In certain embodiments, a 5'-monophosphate of a parent therapeutic nucleoside or nucleoside derivative is formed from metabolism of the substituted carbonyloxymethylphosphoramidate compound in the liver, allowing the monophosphate to accumulate in the liver of a host. Thus, in certain embodiments, the substituted carbonyloxymethylphosphoramidate in effect provides a stabilized phosphate on the nucleoside or nucleoside analogue. In certain embodiments, where the nucleoside or nucleoside derivative is triphosphorylated when active, this advantageously can eliminate the requirement for an initial phosphorylation step, and promote more ready formation of the active triphosphate, which can inhibit the target enzyme, and can enhance the overall activity of the nucleoside or nucleoside derivative.

[0021] Without being limited to any theory, in certain embodiments, a carbonyloxy-methylphosphoramidate of a nucleoside, such as a 2'-C-methyl-ribonucleoside, is provided that is selectively concentrated in the liver after oral administration, and metabolized in a liver cell to yield a 5'-monophosphate that can be enzymatically converted to a 5'-triphosphate active form, which can inhibit an HCV polymerase. Thus, potentially therapeutic doses can be reduced in comparison to administering the parent nucleoside or nucleoside derivative.

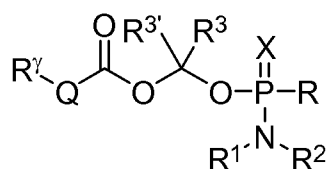
[0022] In some embodiments, after oral administration of the substituted carbonyloxymethylphosphoramidate compounds described herein, the compounds can advantageously concentrate in the liver cells at the site of infection and convert to a phosphate in the liver cell, which then is optionally further phosphorylated to implement its therapeutic effect.

[0023] In certain embodiments, the compounds provided herein are useful in the prevention and treatment of *Flaviviridae* infections and other related conditions such as anti-*Flaviviridae* antibody positive and *Flaviviridae*-positive conditions, chronic liver inflammation caused by HCV, cirrhosis, fibrosis, acute hepatitis, fulminant hepatitis, chronic persistent hepatitis, and fatigue. These compounds or formulations can also be used prophylactically to prevent or retard the progression of clinical illness in individuals who are anti-*Flaviviridae* antibody or *Flaviviridae*-antigen positive or who have been exposed to a *Flaviviridae*. In one specific embodiment, the *Flaviviridae* is hepatitis C. In certain embodiments, the compound is used to treat any virus that replicates through an RNA-dependent RNA polymerase.

[0024] A method for the treatment of a *Flaviviridae* infection in a host, including a human, is also provided that includes administering an effective amount of a compound provided herein, administered either alone or in combination or alternation with another anti-*Flaviviridae* agent, optionally in a pharmaceutically acceptable carrier.

[0025] In certain embodiments, substituted carbonyloxymethylphosphoramidate compounds of a variety of pharmaceutical agents can be made and used therapeutically as described herein, to enhance delivery of the drug to the liver and/or to deliver a monophosphate of a nucleoside or an active drug containing a hydroxyl group.

[0026] In certain embodiments, provided herein are compounds according to Formula I:



(I)

or a pharmaceutically acceptable salt, solvate, a stereoisomeric, tautomeric or polymorphic form thereof, wherein:

R is a moiety derivable by removal of a hydrogen radical from a hydroxy group of an antiviral drug;

Q is $-N(R^\gamma)-$, $-O-$ or $-C(R^\gamma)_2-$;

X is O or S;

each R^γ is independently hydrogen or alkyl;

each R^3 and $R^{3'}$ is independently hydrogen or alkyl; or R^3 and $R^{3'}$ together with the carbon atom to which they are attached form a 3-7 membered ring;

R^1 and R^2 are selected as follows:

i) R^1 and R^2 are each independently hydrogen, alkyl, alkenyl, alkynyl, aryl, aralkyl, cycloalkyl, cycloalkenyl, alkylheterocyclyl or alkylheteroaryl;

ii) R^1 and R^2 together with the nitrogen atom on which they are substituted form a 3-7 membered heterocyclic or heteroaryl ring, wherein the ring is unsubstituted or substituted by $C(O)Q^1$; or

iii) R^1 is hydrogen, alkyl or cycloalkyl, and R^2 is $-(G)_mC(O)Q^1$;

Q^1 is OR^4 , SR^4 or NR^5R^6 ;

each G is independently CR^7R^8 ; and

each m is 1 or 2;

R⁴ is alkyl, alkenyl, alkynyl, aryl, aralkyl, cycloalkyl or cycloalkenyl;

R⁵ and R⁶ are selected as follows:

i) R⁵ and R⁶ are each independently hydrogen, alkyl, alkenyl, alkynyl, aryl, aralkyl, cycloalkyl or cycloalkenyl; or

ii) R⁵ and R⁶ together with the nitrogen atom on which they are substituted form a 3-7 membered heterocyclic or heteroaryl ring; and

R⁷ and R⁸ are selected as follows:

i) R⁷ and R⁸ are each independently hydrogen, alkyl, heteroalkyl, alkenyl, heteroalkenyl, alkynyl, heteroalkynyl, aryl, aralkyl, heteroaryl, heteroaralkyl, cycloalkyl, cycloalkenyl, alkylheterocyclyl or alkylheteroaryl, wherein alkyl is optionally substituted by alkoxy; or

ii) R⁷ and R⁸ together with the carbon atom to which they are attached form a 3-7 membered cycloalkyl ring.

[0027] In an embodiment, a compound according to formula I is provided wherein Q is –N(R^γ)–, –O–, –S– or –C(R^γ)₂–.

[0028] In one aspect, the compounds provided herein are provided or administered in combination with a second therapeutic agent, such as one useful for the treatment or prevention of HCV infections. Exemplary second therapeutic agents are provided in detail elsewhere herein.

[0029] In another aspect, provided herein are pharmaceutical compositions, single unit dosage forms, and kits suitable for use in treating or preventing disorders such as HCV infections which comprise a therapeutically or prophylactically effective amount of a compound provided herein, *e.g.*, of Formula I, and a therapeutically or prophylactically effective amount of a second therapeutic agent such as one useful for the treatment or prevention of HCV infections.

[0030] In certain embodiments, a method of treatment of a liver disorder is provided comprising administering to an individual in need thereof a treatment effective amount of a substituted carbonyloxymethylphosphoramidate compound.

[0031] *Flaviviridae* which can be treated are, *e.g.*, discussed generally in *Fields Virology*, Editors: Fields, B. N., Knipe, D. M., and Howley, P. M., Lippincott-Raven Publishers, Philadelphia, PA, Chapter 31, 1996. In a particular embodiment of the invention, the *Flaviviridae* is HCV. In an alternate embodiment, the *Flaviviridae* is a flavivirus or pestivirus. Specific flaviviruses include, without limitation: Absettarov, Alfuy, Apoi, Aroa, Bagaza, Banzi,

Bouboui, Bussuquara, Cacipacore, Carey Island, Dakar bat, Dengue 1, Dengue 2, Dengue 3, Dengue 4, Edge Hill, Entebbe bat, Gadgets Gully, Hanzalova, Hypr, Ilheus, Israel turkey meningoencephalitis, Japanese encephalitis, Jugra, Jutiapa, Kadam, Karshi, Kedougou, Kokobera, Koutango, Kumlinge, Kunjin, Kyasanur Forest disease, Langat, Louping ill, Meaban, Modoc, Montana myotis leukoencephalitis, Murray valley encephalitis, Naranjal, Negishi, Ntaya, Omsk hemorrhagic fever, Phnom-Penh bat, Powassan, Rio Bravo, Rocio, Royal Farm, Russian spring-summer encephalitis, Saboya, St. Louis encephalitis, Sal Vieja, San Perlita, Saumarez Reef, Sepik, Sokuluk, Spondweni, Stratford, Tembusu, Tyuleny, Uganda S, Usutu, Wesselsbron, West Nile, Yaounde, Yellow fever, and Zika.

[0032] Pestiviruses which can be treated are discussed generally in *Fields Virology*, Editors: Fields, B. N., Knipe, D. M., and Howley, P. M., Lippincott-Raven Publishers, Philadelphia, PA, Chapter 33, 1996. Specific pestiviruses include, without limitation: bovine viral diarrhea virus ("BVDV"), classical swine fever virus ("CSFV," also called hog cholera virus), and border disease virus ("BDV").

[0033] In certain embodiments, provided herein are compounds according to any of formulas I, II or III for use in therapy. In certain embodiments, provided herein are compounds according to any of formulas I, II or III for use as a medicament. In certain embodiments, provided herein are compounds according to any of formulas I, II, or III for the treatment of HCV infections. In certain embodiments, provided herein are compounds according to any of formulas I, II, or III for use in the treatment of HCV infections. In certain embodiments, use of compounds according to any of formulas I, II or III is provided for the manufacture of a medicament for the treatment of HCV infections.

DESCRIPTION OF EXEMPLARY EMBODIMENTS

[0034] Provided herein are compounds, compositions and methods useful for treating liver disorders such as HCV infection in a subject. Further provided are dosage forms useful for such methods.

Definitions

[0035] When referring to the compounds provided herein, the following terms have the following meanings unless indicated otherwise. Unless defined otherwise, all technical and scientific terms used herein have the same meaning as is commonly understood by one of ordinary skill in the art. In the event that there are a plurality of definitions for a term herein, those in this section prevail unless stated otherwise.

[0036] The term “alkyl”, as used herein, unless otherwise specified, refers to a saturated straight or branched hydrocarbon. In certain embodiments, the alkyl group is a primary, secondary, or tertiary hydrocarbon. In certain embodiments, the alkyl group includes one to ten carbon atoms, *i.e.*, C₁ to C₁₀ alkyl. In certain embodiments, the alkyl group is selected from the group consisting of methyl, CF₃, CCl₃, CFC1₂, CF₂Cl, ethyl, CH₂CF₃, CF₂CF₃, propyl, isopropyl, butyl, isobutyl, secbutyl, *t*-butyl, pentyl, isopentyl, neopentyl, hexyl, isohexyl, 3-methylpentyl, 2,2-dimethylbutyl, and 2,3-dimethylbutyl. The term includes both substituted and unsubstituted alkyl groups, including halogenated alkyl groups. In certain embodiments, the alkyl group is a fluorinated alkyl group. Non-limiting examples of moieties with which the alkyl group can be substituted are selected from the group consisting of halogen (fluoro, chloro, bromo or iodo), hydroxyl, amino, alkylamino, arylamino, alkoxy, aryloxy, nitro, cyano, sulfonic acid, sulfate, phosphonic acid, phosphate, or phosphonate, either unprotected, or protected as necessary, as known to those skilled in the art, for example, as taught in Greene, *et al.*, Protective Groups in Organic Synthesis, John Wiley and Sons, Second Edition, 1991, hereby incorporated by reference.

[0037] The term “lower alkyl”, as used herein, and unless otherwise specified, refers to a saturated straight or branched hydrocarbon having one to six carbon atoms, *i.e.*, C₁ to C₆ alkyl. In certain embodiments, the lower alkyl group is a primary, secondary, or tertiary hydrocarbon. The term includes both substituted and unsubstituted moieties.

[0038] The term “cycloalkyl”, as used herein, unless otherwise specified, refers to a saturated cyclic hydrocarbon. In certain embodiments, the cycloalkyl group may be a saturated, and/or bridged, and/or non-bridged, and/or a fused bicyclic group. In certain embodiments, the cycloalkyl group includes three to ten carbon atoms, *i.e.*, C₃ to C₁₀ cycloalkyl. In some embodiments, the cycloalkyl has from 3 to 15 (C₃₋₁₅), from 3 to 10 (C₃₋₁₀), or from 3 to 7 (C₃₋₇) carbon atoms. In certain embodiments, the cycloalkyl group is cyclopropyl, cyclobutyl, cyclopentyl, cyclohexyl, cyclohexylmethyl, cycloheptyl, bicyclo[2.1.1]hexyl, bicyclo[2.2.1]heptyl, decaliny1, or adamantyl.

[0039] The term “cycloalkenyl”, as used herein, unless otherwise specified, refers to an unsaturated cyclic hydrocarbon. In certain embodiments, cycloalkenyl refers to mono- or multicyclic ring systems that respectively include at least one double bond. In certain embodiments, the cycloalkenyl group may be a bridged, non-bridged, and/or a fused bicyclic group. In certain embodiments, the cycloalkyl group includes three to ten carbon atoms, *i.e.*, C₃

to C₁₀ cycloalkyl. In some embodiments, the cycloalkenyl has from 3 to 7 (C₃₋₁₀), or from 4 to 7 (C₃₋₇) carbon atoms.

[0040] “Alkylene” refers to divalent saturated aliphatic hydrocarbon groups particularly having from one to eleven carbon atoms which can be straight-chained or branched. In certain embodiments, the alkylene group contains 1 to 6 carbon atoms. The term includes both substituted and unsubstituted moieties. This term is exemplified by groups such as methylene (-CH₂-), ethylene (-CH₂CH₂-), the propylene isomers (*e.g.*, -CH₂CH₂CH₂- and -CH(CH₃)CH₂-) and the like.

[0041] “Alkenyl” refers to monovalent olefinically unsaturated hydrocarbon groups, in certain embodiment, having up to about 11 carbon atoms, from 2 to 8 carbon atoms, or from 2 to 6 carbon atoms, which can be straight-chained or branched and having at least 1 or from 1 to 2 sites of olefinic unsaturation. The term includes both substituted and unsubstituted moieties. Exemplary alkenyl groups include ethenyl (*i.e.*, vinyl, or -CH=CH₂), n-propenyl (-CH₂CH=CH₂), isopropenyl (-C(CH₃)=CH₂), and the like.

[0042] “Alkenylene” refers to divalent olefinically unsaturated hydrocarbon groups, in certain embodiments, having up to about 11 carbon atoms or from 2 to 6 carbon atoms which can be straight-chained or branched and having at least 1 or from 1 to 2 sites of olefinic unsaturation. This term is exemplified by groups such as ethenylene (-CH=CH-), the propenylene isomers (*e.g.*, -CH=CHCH₂- and -C(CH₃)=CH- and -CH=C(CH₃)-) and the like.

[0043] “Alkynyl” refers to acetylenically unsaturated hydrocarbon groups, in certain embodiments, having up to about 11 carbon atoms or from 2 to 6 carbon atoms which can be straight-chained or branched and having at least 1 or from 1 to 2 sites of alkynyl unsaturation. Non-limiting examples of alkynyl groups include acetylenic, ethynyl (-C≡CH), propargyl (-CH₂C≡CH), and the like.

[0044] The term “aryl”, as used herein, and unless otherwise specified, refers to phenyl, biphenyl, or naphthyl. The term includes both substituted and unsubstituted moieties. An aryl group can be substituted with any described moiety, including, but not limited to, one or more moieties selected from the group consisting of halogen (fluoro, chloro, bromo or iodo), alkyl, haloalkyl, hydroxyl, amino, alkylamino, arylamino, alkoxy, aryloxy, nitro, cyano, sulfonic acid, sulfate, phosphonic acid, phosphate, or phosphonate, either unprotected, or protected as necessary, as known to those skilled in the art, for example, as taught in Greene, *et al.*, *Protective Groups in Organic Synthesis*, John Wiley and Sons, Second Edition, 1991.

[0045] “Alkoxy” refers to the group $-OR'$ where R' is alkyl or cycloalkyl. Alkoxy groups include, by way of example, methoxy, ethoxy, n-propoxy, isopropoxy, n-butoxy, tert-butoxy, sec-butoxy, n-pentoxy, n-hexoxy, 1,2-dimethylbutoxy, and the like.

[0046] “Alkoxy carbonyl” refers to a radical $-C(O)$ -alkoxy where alkoxy is as defined herein.

[0047] “Amino” refers to the radical $-NH_2$.

[0048] “Carboxyl” or “carboxy” refers to the radical $-C(O)OH$.

[0049] The term “alkylamino” or “arylamino” refers to an amino group that has one or two alkyl or aryl substituents, respectively. In certain embodiments, the alkyl substituent is lower alkyl. In another embodiment, the alkyl or lower alkyl is unsubstituted.

[0050] “Halogen” or “halo” refers to chloro, bromo, fluoro or iodo.

[0051] “Monoalkylamino” refers to the group $alkyl-NR'$ -, wherein R' is selected from hydrogen and alkyl or cycloalkyl.

[0052] “Thioalkoxy” refers to the group $-SR'$ where R' is alkyl or cycloalkyl.

[0053] The term “heterocyclyl” or “heterocyclic” refers to a monovalent monocyclic non-aromatic ring system and/or multicyclic ring system that contains at least one non-aromatic ring, wherein one or more of the non-aromatic ring atoms are heteroatoms independently selected from O, S, or N; and the remaining ring atoms are carbon atoms. In certain embodiments, the heterocyclyl or heterocyclic group has from 3 to 20, from 3 to 15, from 3 to 10, from 3 to 8, from 4 to 7, or from 5 to 6 ring atoms. Heterocyclyl groups are bonded to the rest of the molecule through the non-aromatic ring. In certain embodiments, the heterocyclyl is a monocyclic, bicyclic, tricyclic, or tetracyclic ring system, which may include a fused or bridged ring system, and in which the nitrogen or sulfur atoms may be optionally oxidized, the nitrogen atoms may be optionally quaternized, and some rings may be partially or fully saturated, or aromatic. The heterocyclyl may be attached to the main structure at any heteroatom or carbon atom which results in the creation of a stable compound. Examples of such heterocyclic radicals include, but are not limited to, azepinyl, benzodioxanyl, benzodioxolyl, benzofuranonyl, benzopyranonyl, benzopyranlyl, benztetrahydrofuranlyl, benztetrahydrothienyl, benzothiopyranlyl, benzoxazinyl, β -carboline, chromanyl, chromonyl, cinnolinyl, coumarinyl, decahydroisoquinolinyl, dihydrobenzothiazinyl, dihydrobenzoxazinyl, dihydrofuryl, dihydroisoindolyl, dihydropyranlyl, dihydropyrazolyl, dihydropyrazinyl, dihydropyridinyl, dihydropyrimidinyl, dihydropyrrolyl, dioxolanyl, 1,4-dithianyl, furanonyl, imidazolidinyl,

imidazolinyl, indolinyl, isobenzotetrahydrofuranyl, isobenzotetrahydrothienyl, isochromanyl, isocoumarinyl, isoindolinyl, isothiazolidinyl, isoxazolidinyl, morpholinyl, octahydroindolyl, octahydroisoindolyl, oxazolidinonyl, oxazolidinyl, oxiranyl, piperazinyl, piperidinyl, 4-piperidonyl, pyrazolidinyl, pyrazolinyl, pyrrolidinyl, pyrrolinyl, quinuclidinyl, tetrahydrofuryl, tetrahydroisoquinolinyl, tetrahydropyranlyl, tetrahydrothienyl, thiamorpholinyl, thiazolidinyl, tetrahydroquinolinyl, and 1,3,5-trithianyl. In certain embodiments, heterocyclic may also be optionally substituted as described herein.

[0054] The term “heteroaryl” refers to a monovalent monocyclic aromatic group and/or multicyclic aromatic group that contain at least one aromatic ring, wherein at least one aromatic ring contains one or more heteroatoms independently selected from O, S, and N in the ring. Heteroaryl groups are bonded to the rest of the molecule through the aromatic ring. Each ring of a heteroaryl group can contain one or two O atoms, one or two S atoms, and/or one to four N atoms, provided that the total number of heteroatoms in each ring is four or less and each ring contains at least one carbon atom. In certain embodiments, the heteroaryl has from 5 to 20, from 5 to 15, or from 5 to 10 ring atoms. Examples of monocyclic heteroaryl groups include, but are not limited to, furanyl, imidazolyl, isothiazolyl, isoxazolyl, oxadiazolyl, oxadiazolyl, oxazolyl, pyrazinyl, pyrazolyl, pyridazinyl, pyridyl, pyrimidinyl, pyrrolyl, thiadiazolyl, thiazolyl, thienyl, tetrazolyl, triazinyl, and triazolyl. Examples of bicyclic heteroaryl groups include, but are not limited to, benzofuranyl, benzimidazolyl, benzoisoxazolyl, benzopyranlyl, benzothiadiazolyl, benzothiazolyl, benzothienyl, benzotriazolyl, benzoxazolyl, furopyridyl, imidazopyridinyl, imidazothiazolyl, indolizinyl, indolyl, indazolyl, isobenzofuranyl, isobenzothienyl, isoindolyl, isoquinolinyl, isothiazolyl, naphthyridinyl, oxazolopyridinyl, phthalazinyl, pteridinyl, purinyl, pyridopyridyl, pyrrolopyridyl, quinolinyl, quinoxalinyl, quinazolinyl, thiadiazolopyrimidyl, and thienopyridyl. Examples of tricyclic heteroaryl groups include, but are not limited to, acridinyl, benzindolyl, carbazolyl, dibenzofuranyl, perimidinyl, phenanthrolinyl, phenanthridinyl, phenarsazinyl, phenazinyl, phenothiazinyl, phenoxazinyl, and xanthenyl. In certain embodiments, heteroaryl may also be optionally substituted as described herein.

[0055] The term “alkylaryl” refers to an aryl group with an alkyl substituent. The term “aralkyl” or “arylalkyl” includes an alkyl group with an aryl substituent.

[0056] The term “alkylheterocyclyl” refers to a heterocyclyl group with an alkyl substituent. The term alkylheterocyclyl includes an alkyl group with a heterocyclyl substituent.

[0057] The term “alkylheteroaryl” refers to a heteroaryl group with an alkyl substituent. The term alkylheteroaryl includes an alkyl group with a heteroaryl substituent.

[0058] The term “protecting group” as used herein and unless otherwise defined refers to a group that is added to an oxygen, nitrogen, or phosphorus atom to prevent its further reaction or for other purposes. A wide variety of oxygen and nitrogen protecting groups are known to those skilled in the art of organic synthesis.

[0059] “Pharmaceutically acceptable salt” refers to any salt of a compound provided herein which retains its biological properties and which is not toxic or otherwise undesirable for pharmaceutical use. Such salts may be derived from a variety of organic and inorganic counterions well known in the art. Such salts include, but are not limited to: (1) acid addition salts formed with organic or inorganic acids such as hydrochloric, hydrobromic, sulfuric, nitric, phosphoric, sulfamic, acetic, trifluoroacetic, trichloroacetic, propionic, hexanoic, cyclopentylpropionic, glycolic, glutaric, pyruvic, lactic, malonic, succinic, sorbic, ascorbic, malic, maleic, fumaric, tartaric, citric, benzoic, 3-(4-hydroxybenzoyl)benzoic, picric, cinnamic, mandelic, phthalic, lauric, methanesulfonic, ethanesulfonic, 1,2-ethane-disulfonic, 2-hydroxyethanesulfonic, benzenesulfonic, 4-chlorobenzenesulfonic, 2-naphthalenesulfonic, 4-toluenesulfonic, camphoric, camphorsulfonic, 4-methylbicyclo[2.2.2]-oct-2-ene-1-carboxylic, glucoheptonic, 3-phenylpropionic, trimethylacetic, *tert*-butylacetic, lauryl sulfuric, gluconic, benzoic, glutamic, hydroxynaphthoic, salicylic, stearic, cyclohexylsulfamic, quinic, muconic acid and the like acids; or (2) salts formed when an acidic proton present in the parent compound either (a) is replaced by a metal ion, *e.g.*, an alkali metal ion, an alkaline earth ion or an aluminum ion, or alkali metal or alkaline earth metal hydroxides, such as sodium, potassium, calcium, magnesium, aluminum, lithium, zinc, and barium hydroxide, ammonia or (b) coordinates with an organic base, such as aliphatic, alicyclic, or aromatic organic amines, such as ammonia, methylamine, dimethylamine, diethylamine, picoline, ethanolamine, diethanolamine, triethanolamine, ethylenediamine, lysine, arginine, ornithine, choline, N,N'-dibenzylethylene-diamine, chlorprocaine, diethanolamine, procaine, N-benzylphenethylamine, N-methylglucamine piperazine, tris(hydroxymethyl)-aminomethane, tetramethylammonium hydroxide, and the like.

[0060] Pharmaceutically acceptable salts further include, by way of example only and without limitation, sodium, potassium, calcium, magnesium, ammonium, tetraalkylammonium and the like, and when the compound contains a basic functionality, salts of non-toxic organic or

inorganic acids, such as hydrohalides, *e.g.* hydrochloride and hydrobromide, sulfate, phosphate, sulfamate, nitrate, acetate, trifluoroacetate, trichloroacetate, propionate, hexanoate, cyclopentylpropionate, glycolate, glutarate, pyruvate, lactate, malonate, succinate, sorbate, ascorbate, malate, maleate, fumarate, tartarate, citrate, benzoate, 3-(4-hydroxybenzoyl)benzoate, picrate, cinnamate, mandelate, phthalate, laurate, methanesulfonate (mesylate), ethanesulfonate, 1,2-ethane-disulfonate, 2-hydroxyethanesulfonate, benzenesulfonate (besylate), 4-chlorobenzenesulfonate, 2-naphthalenesulfonate, 4-toluenesulfonate, camphorate, camphorsulfonate, 4-methylbicyclo[2.2.2]-oct-2-ene-1-carboxylate, glucoheptonate, 3-phenylpropionate, trimethylacetate, *tert*-butylacetate, lauryl sulfate, gluconate, benzoate, glutamate, hydroxynaphthoate, salicylate, stearate, cyclohexylsulfamate, quinate, muconate and the like.

[0061] The term “purine” or “pyrimidine” base refers to, but is not limited to, adenine, N⁶-alkylpurines, N⁶-acylpurines (wherein acyl is C(O)(alkyl, aryl, alkylaryl, or arylalkyl), N⁶-benzylpurine, N⁶-halopurine, N⁶-vinylpurine, N⁶-acetylenic purine, N⁶-acyl purine, N⁶-hydroxyalkyl purine, N⁶-alkylaminopurine, N⁶-thioalkyl purine, N²-alkylpurines, N²-alkyl-6-thiopurines, thymine, cytosine, 5-fluorocytosine, 5-methylcytosine, 6-azapyrimidine, including 6-azacytosine, 2- and/or 4-mercaptopyrimidine, uracil, 5-halouracil, including 5-fluorouracil, C⁵-alkylpyrimidines, C⁵-benzylpyrimidines, C⁵-halopyrimidines, C⁵-vinylpyrimidine, C⁵-acetylenic pyrimidine, C⁵-acyl pyrimidine, C⁵-hydroxyalkyl purine, C⁵-amidopyrimidine, C⁵-cyanopyrimidine, C⁵-iodopyrimidine, C⁶-iodo-pyrimidine, C⁵-Br-vinyl pyrimidine, C⁶-Br-vinyl pyrimidine, C⁵-nitropurine, C⁵-amino-pyrimidine, N²-alkylpurines, N²-alkyl-6-thiopurines, 5-azacytidinyl, 5-azauracilyl, triazolopyridinyl, imidazolopyridinyl, pyrrolopyrimidinyl, and pyrazolopyrimidinyl. Purine bases include, but are not limited to, guanine, adenine, hypoxanthine, 7-deazaguanine, 7-deazaadenine, 2,6-diaminopurine, and 6-chloropurine. Functional oxygen and nitrogen groups on the base can be protected as necessary or desired. Suitable protecting groups are well known to those skilled in the art, and include trimethylsilyl, dimethylhexylsilyl, *t*-butyldimethylsilyl, and *t*-butyldiphenylsilyl, trityl, alkyl groups, and acyl groups such as acetyl and propionyl, methanesulfonyl, and *p*-toluenesulfonyl.

[0062] The term “acyl” or “O-linked ester” refers to a group of the formula C(O)R', wherein R' is alkyl or cycloalkyl (including lower alkyl), carboxylate residue of amino acid, aryl including phenyl, alkaryl, arylalkyl including benzyl, alkoxyalkyl including methoxymethyl, aryloxyalkyl such as phenoxymethyl; or substituted alkyl (including lower alkyl), aryl including phenyl optionally substituted with chloro, bromo, fluoro, iodo, C₁ to C₄ alkyl or C₁ to C₄ alkoxy,

sulfonate esters such as alkyl or arylalkyl sulphonyl including methanesulfonyl, the mono, di or triphosphate ester, trityl or monomethoxy-trityl, substituted benzyl, alkaryl, arylalkyl including benzyl, alkoxyalkyl including methoxymethyl, aryloxyalkyl such as phenoxymethyl. Aryl groups in the esters optimally comprise a phenyl group. In particular, acyl groups include acetyl, trifluoroacetyl, methylacetyl, cyclopropylacetyl, propionyl, butyryl, hexanoyl, heptanoyl, octanoyl, neo-heptanoyl, phenylacetyl, 2-acetoxy-2-phenylacetyl, diphenylacetyl, α -methoxy- α -trifluoromethyl-phenylacetyl, bromoacetyl, 2-nitro-benzeneacetyl, 4-chloro-benzeneacetyl, 2-chloro-2,2-diphenylacetyl, 2-chloro-2-phenylacetyl, trimethylacetyl, chlorodifluoroacetyl, perfluoroacetyl, fluoroacetyl, bromodifluoroacetyl, methoxyacetyl, 2-thiopheneacetyl, chlorosulfonylacetyl, 3-methoxyphenylacetyl, phenoxyacetyl, tert-butylacetyl, trichloroacetyl, monochloro-acetyl, dichloroacetyl, 7H-dodecafluoro-heptanoyl, perfluoro-heptanoyl, 7H-dodeca-fluoroheptanoyl, 7-chlorododecafluoro-heptanoyl, 7-chloro-dodecafluoro-heptanoyl, 7H-dodecafluoroheptanoyl, 7H-dodeca-fluoroheptanoyl, nona-fluoro-3,6-dioxa-heptanoyl, nonafluoro-3,6-dioxaheptanoyl, perfluoroheptanoyl, methoxybenzoyl, methyl 3-amino-5-phenylthiophene-2-carboxyl, 3,6-dichloro-2-methoxy-benzoyl, 4-(1,1,2,2-tetrafluoro-ethoxy)-benzoyl, 2-bromo-propionyl, omega-aminocapryl, decanoyl, n-pentadecanoyl, stearyl, 3-cyclopentyl-propionyl, 1-benzene-carboxyl, O-acetylmandelyl, pivaloyl acetyl, 1-adamantane-carboxyl, cyclohexane-carboxyl, 2,6-pyridinedicarboxyl, cyclopropane-carboxyl, cyclobutane-carboxyl, perfluorocyclohexyl carboxyl, 4-methylbenzoyl, chloromethyl isoxazolyl carbonyl, perfluorocyclohexyl carboxyl, crotonyl, 1-methyl-1H-indazole-3-carbonyl, 2-propenyl, isovaleryl, 1-pyrrolidinecarbonyl, 4-phenylbenzoyl.

[0063] The term “amino acid” refers to naturally occurring and synthetic α , β , γ or δ amino acids, and includes but is not limited to, amino acids found in proteins, *i.e.* glycine, alanine, valine, leucine, isoleucine, methionine, phenylalanine, tryptophan, proline, serine, threonine, cysteine, tyrosine, asparagine, glutamine, aspartate, glutamate, lysine, arginine and histidine. In certain embodiments, the amino acid is in the L-configuration. Alternatively, the amino acid can be a derivative of alanyl, valinyl, leucinyl, isoleuccinyl, prolinyl, phenylalaninyl, tryptophanyl, methioninyl, glycyl, serinyl, threoninyl, cysteinyl, tyrosinyl, asparaginyl, glutaminyl, aspartoyl, glutaroyl, lysinyl, argininyl, histidinyl, β -alanyl, β -valinyl, β -leucinyl, β -isoleuccinyl, β -prolinyl, β -phenylalaninyl, β -tryptophanyl, β -methioninyl, β -glycyl, β -serinyl, β -threoninyl, β -cysteinyl, β -tyrosinyl, β -asparaginyl, β -glutaminyl, β -aspartoyl, β -glutaroyl, β -lysyl, β -argininyl or β -histidinyl.

[0064] The term “substantially free of” or “substantially in the absence of” with respect to a nucleoside composition refers to a nucleoside composition that includes at least 85 or 90% by weight, in certain embodiments 95%, 98 % , 99% or 100% by weight, of the designated enantiomer of that nucleoside. In certain embodiments, in the methods and compounds provided herein, the compounds are substantially free of enantiomers.

[0065] Similarly, the term “isolated” with respect to a nucleoside composition refers to a nucleoside composition that includes at least 85, 90%, 95%, 98%, 99% to 100% by weight, of the nucleoside, the remainder comprising other chemical species or enantiomers.

[0066] “Solvate” refers to a compound provided herein or a salt thereof, that further includes a stoichiometric or non-stoichiometric amount of solvent bound by non-covalent intermolecular forces. Where the solvent is water, the solvate is a hydrate.

[0067] “Isotopic composition” refers to the amount of each isotope present for a given atom, and “natural isotopic composition” refers to the naturally occurring isotopic composition or abundance for a given atom. Atoms containing their natural isotopic composition may also be referred to herein as “non-enriched” atoms. Unless otherwise designated, the atoms of the compounds recited herein are meant to represent any stable isotope of that atom. For example, unless otherwise stated, when a position is designated specifically as "H" or "hydrogen", the position is understood to have hydrogen at its natural isotopic composition.

[0068] “Isotopic enrichment” refers to the percentage of incorporation of an amount of a specific isotope at a given atom in a molecule in the place of that atom’s natural isotopic abundance. For example, deuterium enrichment of 1% at a given position means that 1% of the molecules in a given sample contain deuterium at the specified position. Because the naturally occurring distribution of deuterium is about 0.0156%, deuterium enrichment at any position in a compound synthesized using non-enriched starting materials is about 0.0156%. The isotopic enrichment of the compounds provided herein can be determined using conventional analytical methods known to one of ordinary skill in the art, including mass spectrometry and nuclear magnetic resonance spectroscopy.

[0069] “Isotopically enriched” refers to an atom having an isotopic composition other than the natural isotopic composition of that atom. “Isotopically enriched” may also refer to a compound containing at least one atom having an isotopic composition other than the natural isotopic composition of that atom.

[0070] As used herein, “alkyl,” “cycloalkyl,” “alkenyl,” “cycloalkenyl,” “alkynyl,” “aryl,” “alkoxy,” “alkoxycarbonyl,” “amino,” “carboxyl,” “alkylamino,” “arylamino,” “thioalkoxy,” “heterocyclyl,” “heteroaryl,” “alkylheterocyclyl,” “alkylheteroaryl,” “acyl,” “aralkyl,” “alkaryl,” “purine,” “pyrimidine,” “carboxyl” and “amino acid” groups optionally comprise deuterium at one or more positions where hydrogen atoms are present, and wherein the deuterium composition of the atom or atoms is other than the natural isotopic composition.

[0071] Also as used herein, “alkyl,” “cycloalkyl,” “alkenyl,” “cycloalkenyl,” “alkynyl,” “aryl,” “alkoxy,” “alkoxycarbonyl,” “carboxyl,” “alkylamino,” “arylamino,” “thioalkoxy,” “heterocyclyl,” “heteroaryl,” “alkylheterocyclyl,” “alkylheteroaryl,” “acyl,” “aralkyl,” “alkaryl,” “purine,” “pyrimidine,” “carboxyl” and “amino acid” groups optionally comprise carbon-13 at an amount other than the natural isotopic composition.

[0072] As used herein, EC₅₀ refers to a dosage, concentration or amount of a particular test compound that elicits a dose-dependent response at 50% of maximal expression of a particular response that is induced, provoked or potentiated by the particular test compound.

[0073] As used herein, the IC₅₀ refers to an amount, concentration or dosage of a particular test compound that achieves a 50% inhibition of a maximal response in an assay that measures such response.

[0074] The term “host”, as used herein, refers to any unicellular or multicellular organism in which the virus can replicate, including cell lines and animals, and in certain embodiments, a human. Alternatively, the host can be carrying a part of the *Flaviviridae* viral genome, whose replication or function can be altered by the compounds of the present invention. The term host specifically includes infected cells, cells transfected with all or part of the *Flaviviridae* genome and animals, in particular, primates (including chimpanzees) and humans. In most animal applications of the present invention, the host is a human patient. Veterinary applications, in certain indications, however, are clearly anticipated by the present invention (such as chimpanzees).

[0075] As used herein, the terms “subject” and “patient” are used interchangeably herein. The terms “subject” and “subjects” refer to an animal, such as a mammal including a non-primate (*e.g.*, a cow, pig, horse, cat, dog, rat, and mouse) and a primate (*e.g.*, a monkey such as a cynomolgous monkey, a chimpanzee and a human), and for example, a human. In certain embodiments, the subject is refractory or non-responsive to current treatments for hepatitis C

infection. In another embodiment, the subject is a farm animal (*e.g.*, a horse, a cow, a pig, etc.) or a pet (*e.g.*, a dog or a cat). In certain embodiments, the subject is a human.

[0076] As used herein, the terms “therapeutic agent” and “therapeutic agents” refer to any agent(s) which can be used in the treatment or prevention of a disorder or one or more symptoms thereof. In certain embodiments, the term “therapeutic agent” includes a compound provided herein. In certain embodiments, a therapeutic agent is an agent which is known to be useful for, or has been or is currently being used for the treatment or prevention of a disorder or one or more symptoms thereof.

[0077] “Therapeutically effective amount” refers to an amount of a compound or composition that, when administered to a subject for treating a disease, is sufficient to effect such treatment for the disease. A “therapeutically effective amount” can vary depending on, *inter alia*, the compound, the disease and its severity, and the age, weight, *etc.*, of the subject to be treated.

[0078] “Treating” or “treatment” of any disease or disorder refers, in certain embodiments, to ameliorating a disease or disorder that exists in a subject. In another embodiment, “treating” or “treatment” includes ameliorating at least one physical parameter, which may be indiscernible by the subject. In yet another embodiment, “treating” or “treatment” includes modulating the disease or disorder, either physically (*e.g.*, stabilization of a discernible symptom) or physiologically (*e.g.*, stabilization of a physical parameter) or both. In yet another embodiment, “treating” or “treatment” includes delaying the onset of the disease or disorder.

[0079] As used herein, the terms “prophylactic agent” and “prophylactic agents” as used refer to any agent(s) which can be used in the prevention of a disorder or one or more symptoms thereof. In certain embodiments, the term “prophylactic agent” includes a compound provided herein. In certain other embodiments, the term “prophylactic agent” does not refer a compound provided herein. For example, a prophylactic agent is an agent which is known to be useful for, or has been or is currently being used to the prevent or impede the onset, development, progression and/or severity of a disorder.

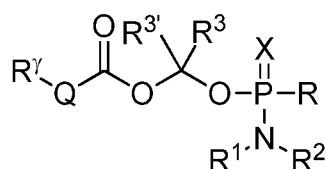
[0080] As used herein, the phrase “prophylactically effective amount” refers to the amount of a therapy (*e.g.*, prophylactic agent) which is sufficient to result in the prevention or reduction of the development, recurrence or onset of one or more symptoms associated with a disorder (, or to enhance or improve the prophylactic effect(s) of another therapy (*e.g.*, another prophylactic agent)).

Compounds

[0081] Substituted carbonyloxymethylphosphoramidate compounds of a variety of therapeutic agents can be formed using methods available in the art and those disclosed herein. Such compounds can be used in some embodiments to enhance delivery of the drug to the liver. Therapeutic agents that can be derivatized to compound form include an anti-viral agent that includes, or has been derivatized to include a reactive group for attachment of the carbonyloxymethylphosphoramidate moiety, including but not limited to nucleosides and nucleoside analogues including acyclic nucleosides. Therapeutic agents that can be derivatized to compound form also include an anti-viral agent that includes, or has been derivatized to include a phosphate group that can be derivatized to form a substituted carbonyloxymethylphosphoramidate moiety, including but not limited to nucleosides and nucleoside analogues including acyclic nucleosides.

[0082] Substituted carbonyloxymethylphosphoramidate compounds of nucleoside analogues described herein and other nucleosides known in the art can be formed as described herein and used for the treatment of liver disorders. The substituted carbonyloxymethylphosphoramidate moiety can be, *e.g.*, at the 5' position.

[0083] In certain embodiments, a substituted carbonyloxymethylphosphoramidate compound provided herein is a compound of Formula I:



(I)

or a pharmaceutically acceptable salt, solvate, a stereoisomeric, tautomeric or polymorphic form thereof, wherein Q, X, R, R¹, R², R³, R^{3'} and R^γ are as defined above and further described herein. All combinations of such embodiments are within the scope of this disclosure.

[0084] R is a moiety derivable by removal of a hydrogen radical from a hydroxy group of an antiviral drug, such as a nucleoside or nucleoside analog. Useful antiviral drugs and R moieties are described in detail below. As will be recognized by those of skill in the art, removal of the hydrogen radical is a convenient concept that facilitates depiction and description of the compounds. An identifiable step of chemical removal of the hydrogen radical from the antiviral drug itself is not required to practice the embodiments provided herein. Those of skill in the art

will recognize that compounds provided herein may be designed or prepared by reaction, *e.g.*, at a hydroxy group of said anti-viral drug, for example, via condensation or dehydration. Where appropriate, certain derivatives can be prepared by modification of a phosphate of an anti-viral drug to yield a compound provided herein.

[0085] X is a moiety bonded to the phosphorous atom in the carbonyloxymethylphosphoramidate group. X can be O or S. In certain embodiments, X is S yielding thiophosphoramidate compounds. In other embodiments, X is O. Preferably, X is O.

[0086] Q is a linker linking the acyl group of the carbonyloxymethylphosphoramidate to its terminal group(s). In certain embodiments, Q is $-N(R^y)-$, $-O-$ or $-C(R^y)_2-$. In particular embodiments, Q is $-N(R^y)-$. In further embodiments, Q is $-O-$. In still further embodiments, Q is $-C(R^y)_2-$. In other embodiments, Q is $-N(R^y)-$, $-O-$, $-S-$ or $-C(R^y)_2-$. In further embodiments, Q is $-S-$.

[0087] R^y represents a terminal group of the carbonyloxymethylphosphoramidate. The carbonyloxymethylphosphoramidate can have one, two or three R^y groups, depending on the identity of Q. In certain embodiments, each R^y is independently hydrogen or alkyl. In preferred embodiments, each R^y is hydrogen or lower alkyl.

[0088] Each R^3 and $R^{3'}$ is a side, or branching, group on the carbonyloxymethylphosphoramidate. In certain embodiments each R^3 and $R^{3'}$ is independently hydrogen or alkyl. In preferred embodiments, each R^3 and $R^{3'}$ is independently hydrogen or lower alkyl. In particular embodiments, one of R^3 and $R^{3'}$ is hydrogen and the other is hydrogen or lower alkyl. In certain embodiments, R^3 and $R^{3'}$ together with the carbon atom to which they are attached form a 3-7 membered ring.

[0089] In certain embodiments, R^1 is hydrogen, alkyl, alkenyl, alkynyl, aryl, aralkyl, cycloalkyl, cycloalkenyl, alkylheterocyclyl or alkylheteroaryl. In certain embodiments, R^1 is hydrogen, alkyl or cycloalkyl. In certain embodiments, R^1 is hydrogen, alkyl or aralkyl. In certain embodiments, R^1 is hydrogen. In certain embodiments, R^1 is alkyl. In certain embodiments, R^1 is lower alkyl. In certain embodiments, R^1 is isopropyl. In certain embodiments, R^1 is aralkyl.

[0090] In certain embodiments, R^2 is hydrogen, alkyl, alkenyl, alkynyl, aryl, aralkyl, cycloalkyl, cycloalkenyl, alkylheterocyclyl or alkylheteroaryl. In certain embodiments, R^2 is hydrogen, alkyl or cycloalkyl. In certain embodiments, R^2 is hydrogen. In certain embodiments, R^2 is alkyl. In certain embodiments, R^2 is lower alkyl. In certain embodiments,

R^2 is aralkyl. In certain embodiments, R^2 is $(G)_mC(O)Q^1$, wherein G , Q^1 , and m are each as defined herein.

[0091] In certain embodiments, R^1 and R^2 together with the nitrogen atom on which they are attached form a 3-7 membered heterocyclic or heteroaryl ring optionally substituted by $C(O)Q^1$. In certain embodiments, R^1 and R^2 together with the nitrogen atom on which they are attached form a 3-7 membered heterocyclic ring optionally substituted by $C(O)Q^1$. In certain embodiments, R^1 and R^2 together with the nitrogen atom on which they are attached form a pyrrolidine ring substituted by $C(O)Q^1$. In certain embodiments, R^1 and R^2 together with the nitrogen atom on which they are attached form 2- CO_2 (alkyl)pyrrolidinyl.

[0092] In certain embodiments, R^1 is hydrogen, alkyl or cycloalkyl, and R^2 is $(G)_mC(O)Q^1$, wherein G , Q^1 , and m are each as defined herein. In certain embodiments, R^1 is hydrogen or lower alkyl and R^2 is $(G)_mC(O)Q^1$, wherein G , Q^1 , and m are each as defined herein. In certain embodiments, R^1 is hydrogen and R^2 is $(G)_mC(O)Q^1$, wherein G , Q^1 , and m are each as defined herein.

[0093] In certain embodiments, R^1 and R^2 together with the nitrogen atom on which they are substituted form a 3-7 membered heterocyclic ring.

[0094] In certain embodiments, Q^1 is OR^4 , SR^4 or NR^5R^6 , wherein R^4 , R^5 , and R^6 are each as defined herein. In certain embodiments, Q^1 is OR^4 , wherein R^4 is as defined herein. In certain embodiments, Q^1 is OCH_3 , OCH_2CH_3 , $OCH_2CH_2CH_3$, $OCH(CH_3)_2$, or $OCH_2CH_2CH_2CH_3$. In certain embodiments, Q^1 is SR^4 , wherein R^4 is as defined herein. In certain embodiments, Q^1 is NR^5R^6 , wherein R^5 and R^6 are each as defined herein.

[0095] In certain embodiments, m is 1 or 2. In certain embodiments, m is 1. In certain embodiments, m is 2.

[0096] In certain embodiments, R^4 is hydrogen, alkyl, alkenyl, alkynyl, aryl, aralkyl, cycloalkyl or cycloalkenyl. In certain embodiments, R^4 is hydrogen, alkyl, aryl, aralkyl or cycloalkyl. In certain embodiments, R^4 is hydrogen or alkyl. In certain embodiments, R^4 is C_1 - C_6 alkyl. In certain embodiments, R^4 is C_1 - C_4 alkyl. In certain embodiments, R^4 is C_1 - C_3 alkyl. In certain embodiments, R^4 is phenyl. In certain embodiments, R^4 is benzyl. In certain embodiments, R^4 is methyl, ethyl, propyl, isopropyl, or butyl. In certain embodiments, R^4 is hydrogen.

[0097] In certain embodiments, R^5 is hydrogen, alkyl, alkenyl, alkynyl, aryl, aralkyl, cycloalkyl or cycloalkenyl. In certain embodiments, R^5 is hydrogen, alkyl or cycloalkyl. In certain embodiments, R^5 is hydrogen. In certain embodiments, R^5 is alkyl. In certain embodiments, R^5 is lower alkyl.

[0098] In certain embodiments, R^6 is hydrogen, alkyl, alkenyl, alkynyl, aryl, aralkyl, cycloalkyl or cycloalkenyl. In certain embodiments, R^6 is hydrogen, alkyl or cycloalkyl. In certain embodiments, R^6 is hydrogen. In certain embodiments, R^6 is alkyl. In certain embodiments, R^6 is lower alkyl.

[0099] In certain embodiments, R^5 and R^6 together with the nitrogen atom on which they are attached form a 3-7 membered heterocyclic or heteroaryl ring. In certain embodiments, R^5 and R^6 together with the nitrogen atom on which they are attached form a 3-7 membered heterocyclic ring.

[00100] In certain embodiments, R^7 is hydrogen, alkyl, heteroalkyl, alkenyl, heteroalkenyl, alkynyl, heteroalkynyl, aryl, aralkyl, heteroaryl, heteroaralkyl, cycloalkyl, cycloalkenyl, alkylheterocyclyl or alkylheteroaryl, wherein alkyl is optionally substituted by alkoxy. In certain embodiments, R^7 is C_2 - C_6 alkyl. In certain embodiments, R^7 is C_3 - C_6 alkyl. In certain embodiments, R^7 is C_4 - C_6 alkyl. In certain embodiments, R^7 is hydrogen, C_2 - C_{10} alkyl, alkenyl, alkynyl, aryl, aralkyl, cycloalkyl, cycloalkenyl, alkylheterocyclyl or alkylheteroaryl, wherein alkyl is optionally substituted by alkoxy. In certain embodiments, R^7 is hydrogen. In certain embodiments, R^7 is alkyl. In certain embodiments, R^7 is lower alkyl. In certain embodiments, R^7 is methyl.

[00101] In certain embodiments, R^8 is hydrogen, alkyl, heteroalkyl, alkenyl, heteroalkenyl, alkynyl, heteroalkynyl, aryl, aralkyl, heteroaryl, heteroaralkyl, cycloalkyl, cycloalkenyl, alkylheterocyclyl or alkylheteroaryl, wherein alkyl is optionally substituted by alkoxy. In certain embodiments, R^8 is hydrogen, C_2 - C_{10} alkyl, alkenyl, alkynyl, aryl, aralkyl, cycloalkyl, cycloalkenyl, alkylheterocyclyl or alkylheteroaryl, wherein alkyl is optionally substituted by alkoxy. In certain embodiments, R^8 is hydrogen, alkyl or cycloalkyl. In certain embodiments, R^8 is hydrogen. In certain embodiments, R^8 is alkyl. In certain embodiments, R^8 is lower alkyl. In certain embodiments, R^8 is C_1 - C_6 alkyl. In certain embodiments, R^8 is C_1 - C_4 alkyl. In certain embodiments, R^8 is C_2 - C_{10} alkyl. In certain embodiments, R^8 is C_2 - C_6 alkyl. In certain embodiments, R^8 is C_3 - C_6 alkyl. In certain embodiments, R^8 is C_4 - C_6 alkyl. In certain embodiments, R^8 is methyl. In certain embodiments, R^8 is isopropyl. In certain embodiments,

R⁸ is isobutyl. In certain embodiments, R⁸ is sec-butyl. In certain embodiments, R⁸ is aryl. In certain embodiments, R⁸ is phenyl. In certain embodiments, R⁸ is aralkyl. In certain embodiments, R⁸ is benzyl. In certain embodiments, R⁸ is alkylheteroaryl. In certain embodiments, R⁸ is 1-*H*-indol-3-ylmethyl. In certain embodiments, R⁸ is alkyl is optionally substituted by alkoxy. In certain embodiments, R⁸ is *t*-butoxymethyl. In certain embodiments, R⁸ is any amino acid side chain known to those of skill in the art.

[00102] In certain embodiments, R⁷ and R⁸ together with the carbon atom to which they are attached form a 3-7 membered cycloalkyl or heterocyclic ring. In certain embodiments, R⁷ and R⁸ together with the carbon atom to which they are attached form a 5-membered cycloalkyl or heterocyclic ring. In certain embodiments, R⁷ and R⁸ together with the carbon atom to which they are attached form cyclopentyl.

[00103] In certain embodiments, R⁷ and R⁸ are selected as follows:

i) R⁷ and R⁸ are each independently hydrogen, C₂-C₁₀ alkyl, heteroalkyl, alkenyl, heteroalkenyl, alkynyl, heteroalkynyl, aryl, aralkyl, heteroaryl, heteroaralkyl, cycloalkyl, cycloalkenyl, alkylheterocyclyl or alkylheteroaryl, wherein alkyl is optionally substituted by alkoxy; or

ii) R⁷ and R⁸ together with the carbon atom to which they are attached form a 3-7 membered cycloalkyl ring.

[00104] In certain embodiments, one of R⁷ or R⁸ is independently hydrogen or C₂-C₆ alkyl.

[00105] In certain embodiments, one of R⁷ or R⁸ is C₂-C₆ alkyl.

[00106] In certain embodiments, one of R⁷ or R⁸ is C₃-C₆ alkyl.

[00107] In certain embodiments, one of R⁷ or R⁸ is C₄-C₆ alkyl.

[00108] In certain embodiments, R⁷ or R⁸ are each methyl.

[00109] In certain embodiments, one of R⁷ or R⁸ is isobutyl.

[00110] In certain embodiments, one of R⁷ or R⁸ is sec-butyl.

[00111] In certain embodiments, one of R⁷ or R⁸ is C₆₋₁₀ aryl.

[00112] In certain embodiments, one of R⁷ or R⁸ is phenyl.

[00113] In certain embodiments, one of R⁷ or R⁸ is C₇₋₁₀ aralkyl.

[00114] In certain embodiments, one of R⁷ or R⁸ is benzyl.

- [00115] In certain embodiments, one of R^7 or R^8 is substituted heteroaryl.
- [00116] In certain embodiments, one of R^7 or R^8 is 1-*H*-indol-3-ylmethyl.
- [00117] In certain embodiments, one of R^7 or R^8 is substituted alkyl.
- [00118] In certain embodiments, one of R^7 or R^8 is *t*-butoxymethyl.
- [00119] In certain embodiments, the compound is of Formula I, wherein R^1 is hydrogen, R^2 is $(G)_mC(O)Q^1$; and m is 1.
- [00120] In certain embodiments, the compound is of Formula I, wherein R^1 is hydrogen, R^2 is $(G)_mC(O)Q^1$, m is 1, Q^1 is OR^4 ; and R^4 is alkyl.
- [00121] In certain embodiments, the compound is of Formula I, wherein R^1 is hydrogen, R^2 is $(G)_mC(O)Q^1$, m is 1, Q^1 is OR^4 , R^4 is alkyl, each R^7 is hydrogen; and each R^9 is alkyl, alkylaryl or alkylheteroaryl.
- [00122] In certain embodiments, Q^1 is OR^4 and R^4 is alkyl.
- [00123] In certain embodiments, Q^1 is OR^4 and R^4 is alkyl or cycloalkyl.
- [00124] In certain embodiments, R^4 is methyl, ethyl, propyl, isopropyl, or butyl.
- [00125] In certain embodiments, R^4 is methyl or ethyl.
- [00126] In some embodiments, when R^1 , R^2 and the nitrogen that joins them form at least one amino acid group, and the amino acid is in the L-configuration.
- [00127] In certain embodiments, when the substituted carbonyloxymethylphosphoramidate is substituted with at least one amino acid group, the amino acid is in the L-configuration.
- [00128] In certain embodiments according to formula I, Q is $-O-$ or $-C(R^y)_2-$. In certain embodiments, Q is $-O-$ or $-C(R^y)_2-$, and each R^y is independently hydrogen, methyl, ethyl, propyl or isopropyl. In certain embodiments, Q is $-O-$ or $-C(R^y)_2-$, and each R^y is independently hydrogen, methyl, ethyl, propyl or isopropyl, and each R^3 and $R^{3'}$ is independently hydrogen, methyl, ethyl, propyl or isopropyl. In certain embodiments, Q is $-O-$ or $-C(R^y)_2-$, and each R^y is independently hydrogen, methyl, ethyl, propyl or isopropyl, and each R^3 and $R^{3'}$ is independently hydrogen, methyl, ethyl, propyl or isopropyl, and R^1 is hydrogen. In certain embodiments, Q is $-O-$ or $-C(R^y)_2-$, and each R^y is independently hydrogen, methyl, ethyl, propyl or isopropyl, and each R^3 and $R^{3'}$ is independently hydrogen, methyl, ethyl, propyl or isopropyl, R^1 is hydrogen and R^2 is benzyl. In certain embodiments, Q is $-O-$ or $-C(R^y)_2-$, and each R^y is independently hydrogen, methyl, ethyl, propyl or isopropyl,

and each R^3 and $R^{3'}$ is independently hydrogen, methyl, ethyl, propyl or isopropyl, R^1 is hydrogen and R^2 is $-CR^7R^8C(O)OR^4$. In certain embodiments, Q is $-O-$ or $-C(R^y)_2-$, and each R^y is independently hydrogen, methyl, ethyl, propyl or isopropyl, and each R^3 and $R^{3'}$ is independently hydrogen, methyl, ethyl, propyl or isopropyl, R^1 is hydrogen, R^2 is $-CR^7R^8C(O)OR^4$, R^7 is hydrogen, R^8 is alkyl or heteroalkyl and R^4 is alkyl.

[00129] In certain embodiments according to formula I, Q is $-O-$. In certain embodiments, Q is $-O-$, and each R^y is independently hydrogen, methyl, ethyl, propyl or isopropyl. In certain embodiments, Q is $-O-$, and each R^y is independently hydrogen, methyl, ethyl, propyl or isopropyl, and each R^3 and $R^{3'}$ is independently hydrogen, methyl, ethyl, propyl or isopropyl. In certain embodiments, Q is $-O-$, and each R^y is independently hydrogen, methyl, ethyl, propyl or isopropyl, and each R^3 and $R^{3'}$ is independently hydrogen, methyl, ethyl, propyl or isopropyl, and R^1 is hydrogen. In certain embodiments, Q is $-O-$, and each R^y is independently hydrogen, methyl, ethyl, propyl or isopropyl, and each R^3 and $R^{3'}$ is independently hydrogen, methyl, ethyl, propyl or isopropyl, R^1 is hydrogen and R^2 is benzyl. In certain embodiments, Q is $-O-$, and each R^y is independently hydrogen, methyl, ethyl, propyl or isopropyl, and each R^3 and $R^{3'}$ is independently hydrogen, methyl, ethyl, propyl or isopropyl, R^1 is hydrogen and R^2 is $-CR^7R^8C(O)OR^4$. In certain embodiments, Q is $-O-$, and each R^y is independently hydrogen, methyl, ethyl, propyl or isopropyl, and each R^3 and $R^{3'}$ is independently hydrogen, methyl, ethyl, propyl or isopropyl, R^1 is hydrogen, R^2 is $-CR^7R^8C(O)OR^4$, R^7 is hydrogen, R^8 is alkyl or heteroalkyl and R^4 is alkyl.

[00130] In certain embodiments according to formula I, Q is $-S-$. In certain embodiments, Q is $-S-$, and each R^y is independently hydrogen, methyl, ethyl, propyl or isopropyl. In certain embodiments, Q is $-S-$, and each R^y is independently hydrogen, methyl, ethyl, propyl or isopropyl, and each R^3 and $R^{3'}$ is independently hydrogen, methyl, ethyl, propyl or isopropyl. In certain embodiments, Q is $-S-$, and each R^y is independently hydrogen, methyl, ethyl, propyl or isopropyl, and each R^3 and $R^{3'}$ is independently hydrogen, methyl, ethyl, propyl or isopropyl, and R^1 is hydrogen. In certain embodiments, Q is $-S-$, and each R^y is independently hydrogen, methyl, ethyl, propyl or isopropyl, and each R^3 and $R^{3'}$ is independently hydrogen, methyl, ethyl, propyl or isopropyl, R^1 is hydrogen and R^2 is benzyl. In certain embodiments, Q is $-S-$, and each R^y is independently hydrogen, methyl, ethyl, propyl or isopropyl, and each R^3 and $R^{3'}$ is independently hydrogen, methyl, ethyl, propyl or isopropyl, R^1 is hydrogen and R^2 is $-CR^7R^8C(O)OR^4$. In certain embodiments, Q is $-S-$, and each R^y is independently hydrogen, methyl, ethyl, propyl or isopropyl, and each R^3 and $R^{3'}$ is independently hydrogen, methyl,

ethyl, propyl or isopropyl, R^1 is hydrogen, R^2 is $-\text{CR}^7\text{R}^8\text{C}(\text{O})\text{OR}^4$, R^7 is hydrogen, R^8 is alkyl or heteroalkyl and R^4 is alkyl.

[00131] In certain embodiments according to formula I, Q is $-\text{C}(\text{R}^\gamma)_2-$. In certain embodiments, Q is $-\text{C}(\text{R}^\gamma)_2-$, and each R^γ is independently hydrogen, methyl, ethyl, propyl or isopropyl. In certain embodiments, Q is $-\text{C}(\text{R}^\gamma)_2-$, and each R^γ is independently hydrogen, methyl, ethyl, propyl or isopropyl, and each R^3 and $\text{R}^{3'}$ is independently hydrogen, methyl, ethyl, propyl or isopropyl. In certain embodiments, Q is $-\text{C}(\text{R}^\gamma)_2-$, and each R^γ is independently hydrogen, methyl, ethyl, propyl or isopropyl, and each R^3 and $\text{R}^{3'}$ is independently hydrogen, methyl, ethyl, propyl or isopropyl, and R^1 is hydrogen. In certain embodiments, Q is $-\text{C}(\text{R}^\gamma)_2-$, and each R^γ is independently hydrogen, methyl, ethyl, propyl or isopropyl, and each R^3 and $\text{R}^{3'}$ is independently hydrogen, methyl, ethyl, propyl or isopropyl, R^1 is hydrogen and R^2 is benzyl. In certain embodiments, Q is $-\text{C}(\text{R}^\gamma)_2-$, and each R^γ is independently hydrogen, methyl, ethyl, propyl or isopropyl, and each R^3 and $\text{R}^{3'}$ is independently hydrogen, methyl, ethyl, propyl or isopropyl, R^1 is hydrogen and R^2 is $-\text{CR}^7\text{R}^8\text{C}(\text{O})\text{OR}^4$. In certain embodiments, Q is $-\text{C}(\text{R}^\gamma)_2-$, and each R^γ is independently hydrogen, methyl, ethyl, propyl or isopropyl, and each R^3 and $\text{R}^{3'}$ is independently hydrogen, methyl, ethyl, propyl or isopropyl, R^1 is hydrogen, R^2 is $-\text{CR}^7\text{R}^8\text{C}(\text{O})\text{OR}^4$, R^7 is hydrogen, R^8 is alkyl or heteroalkyl and R^4 is alkyl.

[00132] In certain embodiments, R is a moiety derivable by removal of a hydrogen radical from a hydroxy group of a nucleoside comprising a cyclic or acyclic sugar or an analog thereof, including any nucleoside or analogue thereof described herein or known in the art. In certain embodiments, R is a moiety derivable by removal of a hydrogen radical from a hydroxy group of an anti-viral nucleoside analog useful for treatment of HCV virus infection selected from ribavirin, viramidine, 2'-C-methylcytidine, 2'-C-methylguanosine, valopicitabine (NM 283), MK-0608, 7-Fluoro-MK-0608, PSI-6130, PSI-6206, PSI-938 and R1479. In certain embodiments, R is derived from ribavirin, viramidine, 2'-C-methylcytidine, 2'-C-methylguanosine, PSI-6130, PSI-6206, PSI-938 or R1479. In certain embodiments, R is derived from ribavirin. In certain embodiments, R is derived from 2'-C-methylcytidine. In certain embodiments, R is derived from 2'-C-methylguanosine. In certain embodiments, R is derived from PSI-6130. In certain embodiments, R is derived from PSI-6206. In certain embodiments, R is derived from PSI-938. In certain embodiments, R is derived from R1479. In certain embodiments, R is a moiety derivable by removal of a hydrogen from a hydroxy group of an anti-viral nucleoside analog useful for treatment of HCV virus infection selected from ribavirin,

viramidine, 2'-C-methylcytidine, 2'-C-methylguanosine, valopicitabine (NM 283), MK-0608, 7-Fluoro-MK-0608, PSI-6130, PSI-6206, PSI-938 and R1479.

[00133] In certain embodiments, R is a moiety derivable by removal of a hydrogen from a hydroxy group of a natural nucleoside. In certain embodiments, R is a moiety derivable by removal of a hydrogen from a hydroxy group of a 2'- or 3'- prodrug of a biologically active 1'-, 2'-, 3'-, 4'- or 5'- C-branched β -D nucleoside. The term 1'-, 2'-, 3'-, 4'- or 5'- C-branched, as used in this specification, includes a nucleoside that has an additional non-natural substituent in the 1'-, 2'-, 3'-, 4'- or 5'- position (*i.e.*, carbon is bound to four nonhydrogen substituents). The term 2'-prodrug, as used herein, includes a 1'-, 2'-, 3'-, 4'- or 5'- C-branched- β -D nucleoside that has a biologically cleavable moiety at the 2'-position, including, but not limited to acyl, and in certain embodiments, a natural or synthetic D or L amino acid, in certain embodiments, an L-amino acid. The term 3'-prodrug, as used herein, includes a 1'-, 2'-, 3'-, 4'- or 5'- C-branched- β -D nucleoside that has a biologically cleavable moiety at the 3'-position, including, but not limited to acyl, and in certain embodiments, a natural or synthetic D or L amino acid, in certain embodiments, an L-amino acid. In certain embodiments, the amino acid is valine.

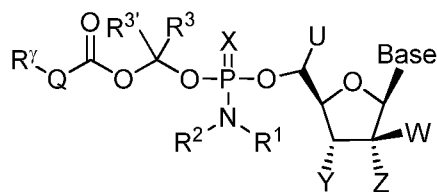
[00134] Examples of prodrugs (that can be further derivatized as described herein to include a substituted carbonyloxymethylphosphoramidate moiety, for example, at the 5' position) include 2'-L-valine ester of β -D-2'-C-methyl-cytidine; 2'-L-valine ester of β -D-2'-C-methyl-thymidine; 2'-L-valine ester of β -D-2'-C-methyl-adenosine; 2'-L-valine ester of β -D-2'-C-methyl-guanosine; 2'-L-valine ester of β -D-2'-C-methyl-5-fluorocytidine; 2'-L-valine ester of β -D-2'-C-methyl-uridine; 2'-acetyl ester of β -D-2'-C-methyl-cytidine; 2'-acetyl ester of β -D-2'-C-methyl-thymidine; 2'-acetyl ester of β -D-2'-C-methyl-adenosine; 2'-acetyl ester of β -D-2'-C-methyl-guanosine; 2'-acetyl ester of β -D-2'-C-methyl-5-fluoro-cytidine; and 2'-esters of β -D-2'-C-methyl-(cytidine, 5-fluorocytidine, guanosine, uridine, adenosine, or thymidine) wherein (i) the 2' ester is an amino acid ester; or (ii) the 2' ester is an alkyl or aryl ester.

[00135] Further examples of prodrugs are 3'-L-valine ester of β -D-2'-C-methyl-cytidine; 3'-L-valine ester of β -D-2'-C-methyl-thymidine; 3'-L-valine ester of β -D-2'-C-methyl-adenosine; 3'-L-valine ester of β -D-2'-C-methyl-guanosine; 3'-L-valine ester of β -D-2'-C-methyl-5-fluorocytidine; 3'-L-valine ester of β -D-2'-C-methyl-uridine; 3'-acetyl ester of β -D-2'-C-methyl-cytidine; 3'-acetyl ester of β -D-2'-C-methyl-thymidine; 3'-acetyl ester of β -D-2'-C-methyl-adenosine; 3'-acetyl ester of β -D-2'-C-methyl-guanosine; 3'-acetyl ester of β -D-2'-C-methyl-5-fluoro-cytidine; and 3'-esters of β -D-2'-C-methyl-(cytidine, 5-fluorocytidine, guanosine, uridine,

adenosine, or thymidine) wherein (i) the 3' ester is an amino acid ester; or (ii) the 3' ester is an alkyl or aryl ester.

[00136] Additional examples of prodrugs include 2',3'-L-divaline ester of β -D-2'-C-methyl-cytidine (dival-2'-Me-L-dC); 2',3'-L-divaline ester of β -D-2'-C-methyl-thymidine; 2',3'-L-divaline ester of β -D-2'-C-methyl-adenosine; 2',3'-L-divaline ester of β -D-2'-C-methyl-guanosine; 2',3'-L-divaline ester of β -D-2'-C-methyl-5-fluoro-cytidine; 2',3'-L-divaline ester of β -D-2'-C-methyl-uridine; 2',3'-diacetyl ester of β -D-2'-C-methyl-cytidine; 2',3'-diacetyl ester of β -D-2'-C-methyl-thymidine; 2',3'-diacetyl ester of β -D-2'-C-methyl-adenosine; 2',3'-diacetyl ester of β -D-2'-C-methyl-guanosine; 2',3'-diacetyl ester of β -D-2'-C-methyl-5-fluoro-cytidine; and 2',3'-diesters of β -D-2'-C-methyl-(cytidine, 5-fluorocytidine, guanosine, uridine, adenosine, or thymidine) wherein (i) the 2' ester is an amino acid ester and the 3'-ester is an alkyl or aryl ester; (ii) both esters are amino acid esters; (iii) both esters are independently alkyl or aryl esters; or (iv) the 2' ester is an alkyl or aryl ester and the 3'-ester is an amino acid ester.

[00137] In certain embodiments, provided herein are compounds according to Formula II:



(II)

or a pharmaceutically acceptable salt, solvate, a stereoisomeric, tautomeric or polymorphic form thereof, wherein Q, X, R¹, R², R³, R^{3'} and R⁷ are as defined above and further described herein.

[00138] In certain embodiments, W is alkyl, cycloalkyl, alkenyl, cycloalkenyl or alkynyl. In certain embodiments, W is alkyl. In certain embodiments, W is cycloalkyl. In certain embodiments, W is alkenyl. In certain embodiments, W is alkynyl. In certain embodiments, W is lower alkyl. In certain embodiments, W is methyl. In certain embodiments, W is ethynyl.

[00139] In certain embodiments, Y is hydrogen or OR⁹, wherein R⁹ is as defined herein. In certain embodiments, Y is hydrogen. In certain embodiments, Y is OR⁹, wherein R⁹ is as defined herein. In certain embodiments, Y is hydroxy.

[00140] In certain embodiments, Z is hydrogen, OR¹⁰, SR¹⁰, NR⁵R⁶, F, Cl, Br or I, wherein R⁵, R⁶, and R¹⁰ are each as defined herein. In certain embodiments, Z is OR¹⁰ or F, wherein R¹⁰ is as defined herein. In certain embodiments, Z is hydrogen. In certain embodiments, Z is hydroxy. In certain embodiments, Z is SR¹⁰, wherein R¹⁰ is as defined herein. In certain

embodiments, Z is NR^5R^6 , wherein R^5 and R^6 are each as defined herein. In certain embodiments, Z is F. In certain embodiments, Z is Cl. In certain embodiments, Z is Br. In certain embodiments, Z is I.

[00141] In certain embodiments, R^9 is hydrogen, alkyl, alkenyl, alkynyl, aryl, aralkyl, cycloalkyl or cycloalkenyl. In certain embodiments, R^9 is hydrogen, alkyl or cycloalkyl. In certain embodiments, R^9 is hydrogen or lower alkyl. In certain embodiments, R^9 is hydrogen.

[00142] In certain embodiments, R^{10} is hydrogen, alkyl, alkenyl, alkynyl, aryl, aralkyl, cycloalkyl or cycloalkenyl. In certain embodiments, R^{10} is hydrogen, alkyl or cycloalkyl. In certain embodiments, R^{10} is hydrogen or lower alkyl. In certain embodiments, R^{10} is hydrogen.

[00143] In certain embodiments, R^9 and R^{10} together with C(O) and the oxygen or sulfur atoms on which they are attached form a 5 membered heterocyclic ring.

[00144] In certain embodiments, W and Z, together with the carbon to which they are attached, join to form a 3 to 7 membered cyclic or heterocyclic ring. In certain embodiments, W and Z, together with the carbon to which they are attached, join to form a 3 to 7 membered cyclic ring. In certain embodiments, W and Z, together with the carbon to which they are attached, join to form a cyclopropyl ring.

[00145] In certain embodiments, U is hydrogen, alkyl, alkenyl or alkynyl. In certain embodiments, U is hydrogen, C_{1-6} alkyl, C_{2-6} alkenyl or C_{2-6} alkynyl. In certain embodiments, U is hydrogen or methyl. In certain embodiments, U is hydrogen. In certain embodiments, U is methyl.

[00146] In certain embodiments, U is hydrogen, Y is OR^9 and Z is OR^{10} or F.

[00147] In certain embodiments, U is hydrogen, W is alkyl, alkenyl or alkynyl.

[00148] In certain embodiments, U is hydrogen, W is alkyl.

[00149] In certain embodiments, U is hydrogen, W is ethynyl; Y is OR^9 ; Z is F; and R^9 is hydrogen.

[00150] In certain embodiments, U is hydrogen, W is methyl; Y is OR^9 ; Z is F; and R^9 is hydrogen.

[00151] In certain embodiments, U is hydrogen, W is methyl; Y is OR^9 ; Z is OR^{10} ; and R^9 and R^{10} are each hydrogen.

[00152] In certain embodiments, U is methyl, Y is OR^9 and Z is OR^{10} or F.

[00153] In certain embodiments, U is methyl, W is alkyl, alkenyl or alkynyl.

[00154] In certain embodiments, U is methyl, W is alkyl.

[00155] In certain embodiments, U is methyl, W is ethynyl; Y is OR⁹; Z is F; and R⁹ is hydrogen.

[00156] In certain embodiments, U is methyl, W is methyl; Y is OR⁹; Z is F; and R⁹ is hydrogen.

[00157] In certain embodiments, U is methyl, W is methyl; Y is OR⁹; Z is OR¹⁰; and R⁹ and R¹⁰ are each hydrogen.

[00158] In certain embodiments according to formula II, Q is $\text{--N(R}^\gamma\text{)--}$, --O-- , --S-- or $\text{--C(R}^\gamma\text{)}_2\text{--}$. Where R^γ is defined as described in the context of formula I. In certain embodiments, Q is --S-- . In certain embodiments according to formula II, Q is --O-- or $\text{--C(R}^\gamma\text{)}_2\text{--}$. In certain embodiments, Q is --O-- or $\text{--C(R}^\gamma\text{)}_2\text{--}$, and each R^γ is independently hydrogen, methyl, ethyl, propyl or isopropyl. In certain embodiments, Q is --O-- or $\text{--C(R}^\gamma\text{)}_2\text{--}$; each R^γ is independently hydrogen, methyl, ethyl, propyl or isopropyl; and each R³ and R^{3'} is independently hydrogen, methyl, ethyl, propyl or isopropyl. In certain embodiments, Q is --O-- or $\text{--C(R}^\gamma\text{)}_2\text{--}$; each R^γ is independently hydrogen, methyl, ethyl, propyl or isopropyl; each R³ and R^{3'} is independently hydrogen, methyl, ethyl, propyl or isopropyl; and R¹ is hydrogen. In certain embodiments, Q is --O-- or $\text{--C(R}^\gamma\text{)}_2\text{--}$; each R^γ is independently hydrogen, methyl, ethyl, propyl or isopropyl; each R³ and R^{3'} is independently hydrogen, methyl, ethyl, propyl or isopropyl; R¹ is hydrogen; and R² is benzyl. In certain embodiments, Q is --O-- or $\text{--C(R}^\gamma\text{)}_2\text{--}$; each R^γ is independently hydrogen, methyl, ethyl, propyl or isopropyl; each R³ and R^{3'} is independently hydrogen, methyl, ethyl, propyl or isopropyl; R¹ is hydrogen; and R² is $\text{--CR}^7\text{R}^8\text{C(O)OR}^4$. In certain embodiments, Q is --O-- or $\text{--C(R}^\gamma\text{)}_2\text{--}$; each R^γ is independently hydrogen, methyl, ethyl, propyl or isopropyl; each R³ and R^{3'} is independently hydrogen, methyl, ethyl, propyl or isopropyl; R¹ is hydrogen; R² is $\text{--CR}^7\text{R}^8\text{C(O)OR}^4$; R⁷ is hydrogen; R⁸ is alkyl or heteroalkyl and R⁴ is alkyl. In certain embodiments, Q is --O-- or $\text{--C(R}^\gamma\text{)}_2\text{--}$; each R^γ is independently hydrogen, methyl, ethyl, propyl or isopropyl; each R³ and R^{3'} is independently hydrogen, methyl, ethyl, propyl or isopropyl; R¹ is hydrogen; R² is $\text{--CR}^7\text{R}^8\text{C(O)OR}^4$; R⁷ is hydrogen; R⁸ is alkyl or heteroalkyl; R⁴ is alkyl; U is hydrogen or methyl; W is methyl; Y is OR⁹; Z is OR¹⁰ or F; R⁹ is hydrogen; and R¹⁰ is hydrogen. In certain embodiments, Q is --O-- or $\text{--C(R}^\gamma\text{)}_2\text{--}$; each R^γ is independently hydrogen, methyl, ethyl, propyl or isopropyl; each R³ and R^{3'} is independently hydrogen, methyl, ethyl, propyl or isopropyl; R¹ is hydrogen; R² is $\text{--CR}^7\text{R}^8\text{C(O)OR}^4$; R⁷ is hydrogen; R⁸ is alkyl or heteroalkyl; R⁴ is alkyl; U is hydrogen or methyl; W is methyl; Y is OR⁹; Z is OR¹⁰ or F; R⁹ is hydrogen; and R¹⁰ is hydrogen. In certain embodiments, Q is --O-- or $\text{--C(R}^\gamma\text{)}_2\text{--}$; each R^γ is independently hydrogen, methyl, ethyl, propyl or isopropyl; each R³ and R^{3'} is independently hydrogen, methyl, ethyl, propyl or isopropyl; R¹ is hydrogen; R² is $\text{--CR}^7\text{R}^8\text{C(O)OR}^4$; R⁷ is hydrogen; R⁸ is alkyl or

heteroalkyl; R^4 is alkyl; U is hydrogen; W is methyl; Y is OR^9 ; Z is OR^{10} or F; R^9 is hydrogen; and R^{10} is hydrogen.

[00159] In certain embodiments according to formula II, Q is $-O-$. In certain embodiments, Q is $-O-$, and each R^y is independently hydrogen, methyl, ethyl, propyl or isopropyl. In certain embodiments, Q is $-O-$, and each R^y is independently hydrogen, methyl, ethyl, propyl or isopropyl, and each R^3 and $R^{3'}$ is independently hydrogen, methyl, ethyl, propyl or isopropyl. In certain embodiments, Q is $-O-$, and each R^y is independently hydrogen, methyl, ethyl, propyl or isopropyl, and each R^3 and $R^{3'}$ is independently hydrogen, methyl, ethyl, propyl or isopropyl, and R^1 is hydrogen. In certain embodiments, Q is $-O-$; each R^y is independently hydrogen, methyl, ethyl, propyl or isopropyl; each R^3 and $R^{3'}$ is independently hydrogen, methyl, ethyl, propyl or isopropyl; R^1 is hydrogen; and R^2 is benzyl. In certain embodiments, Q is $-O-$; each R^y is independently hydrogen, methyl, ethyl, propyl or isopropyl; each R^3 and $R^{3'}$ is independently hydrogen, methyl, ethyl, propyl or isopropyl; R^1 is hydrogen; and R^2 is $-CR^7R^8C(O)OR^4$. In certain embodiments, Q is $-O-$; each R^y is independently hydrogen, methyl, ethyl, propyl or isopropyl; each R^3 and $R^{3'}$ is independently hydrogen, methyl, ethyl, propyl or isopropyl; R^1 is hydrogen; R^2 is $-CR^7R^8C(O)OR^4$; R^7 is hydrogen; R^8 is alkyl or heteroalkyl; and R^4 is alkyl. In certain embodiments, Q is $-O-$; each R^y is independently hydrogen, methyl, ethyl, propyl or isopropyl; each R^3 and $R^{3'}$ is independently hydrogen, methyl, ethyl, propyl or isopropyl; R^1 is hydrogen; R^2 is $-CR^7R^8C(O)OR^4$; R^7 is hydrogen; R^8 is alkyl or heteroalkyl; R^4 is alkyl; U is hydrogen or methyl; W is methyl; Y is OR^9 ; Z is OR^{10} or F; R^9 is hydrogen; and R^{10} is hydrogen. In certain embodiments, Q is $-O-$; each R^y is independently hydrogen, methyl, ethyl, propyl or isopropyl; each R^3 and $R^{3'}$ is independently hydrogen, methyl, ethyl, propyl or isopropyl; R^1 is hydrogen; R^2 is $-CR^7R^8C(O)OR^4$; R^7 is hydrogen; R^8 is alkyl or heteroalkyl; R^4 is alkyl; U is or methyl; W is methyl; Y is OR^9 ; Z is OR^{10} or F; R^9 is hydrogen; and R^{10} is hydrogen.

[00160] In certain embodiments according to formula II, Q is $-S-$. In certain embodiments, Q is $-S-$, and each R^y is independently hydrogen, methyl, ethyl, propyl or isopropyl. In certain embodiments, Q is $-S-$, and each R^y is independently hydrogen, methyl, ethyl, propyl or isopropyl, and each R^3 and $R^{3'}$ is independently hydrogen, methyl, ethyl, propyl or isopropyl. In certain embodiments, Q is $-S-$, and each R^y is independently hydrogen, methyl, ethyl, propyl or isopropyl, and each R^3 and $R^{3'}$ is independently hydrogen, methyl, ethyl, propyl or isopropyl, and R^1 is hydrogen. In certain embodiments, Q is $-S-$; each R^y is independently hydrogen, methyl, ethyl, propyl or isopropyl; each R^3 and $R^{3'}$ is independently hydrogen, methyl, ethyl,

propyl or isopropyl; R^1 is hydrogen; and R^2 is benzyl. In certain embodiments, Q is $-S-$; each R^y is independently hydrogen, methyl, ethyl, propyl or isopropyl; each R^3 and $R^{3'}$ is independently hydrogen, methyl, ethyl, propyl or isopropyl; R^1 is hydrogen; and R^2 is $-CR^7R^8C(O)OR^4$. In certain embodiments, Q is $-S-$; each R^y is independently hydrogen, methyl, ethyl, propyl or isopropyl; each R^3 and $R^{3'}$ is independently hydrogen, methyl, ethyl, propyl or isopropyl; R^1 is hydrogen; R^2 is $-CR^7R^8C(O)OR^4$; R^7 is hydrogen; R^8 is alkyl or heteroalkyl; and R^4 is alkyl. In certain embodiments, Q is $-S-$; each R^y is independently hydrogen, methyl, ethyl, propyl or isopropyl; each R^3 and $R^{3'}$ is independently hydrogen, methyl, ethyl, propyl or isopropyl; R^1 is hydrogen; R^2 is $-CR^7R^8C(O)OR^4$; R^7 is hydrogen; R^8 is alkyl or heteroalkyl; R^4 is alkyl; U is hydrogen or methyl; W is methyl; Y is OR^9 ; Z is OR^{10} or F; R^9 is hydrogen; and R^{10} is hydrogen. In certain embodiments, Q is $-S-$; each R^y is independently hydrogen, methyl, ethyl, propyl or isopropyl; each R^3 and $R^{3'}$ is independently hydrogen, methyl, ethyl, propyl or isopropyl; R^1 is hydrogen; R^2 is $-CR^7R^8C(O)OR^4$; R^7 is hydrogen; R^8 is alkyl or heteroalkyl; R^4 is alkyl; U is or methyl; W is methyl; Y is OR^9 ; Z is OR^{10} or F; R^9 is hydrogen; and R^{10} is hydrogen.

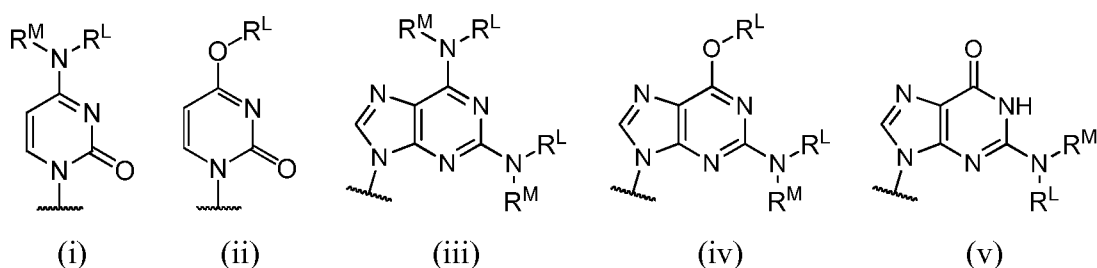
[00161] In certain embodiments according to formula II, Q is $-C(R^y)_2-$. In certain embodiments, Q is $-C(R^y)_2-$, and each R^y is independently hydrogen, methyl, ethyl, propyl or isopropyl. In certain embodiments, Q is $-C(R^y)_2-$; each R^y is independently hydrogen, methyl, ethyl, propyl or isopropyl; each R^3 and $R^{3'}$ is independently hydrogen, methyl, ethyl, propyl or isopropyl. In certain embodiments, Q is $-C(R^y)_2-$; each R^y is independently hydrogen, methyl, ethyl, propyl or isopropyl; each R^3 and $R^{3'}$ is independently hydrogen, methyl, ethyl, propyl or isopropyl; and R^1 is hydrogen. In certain embodiments, Q is $-C(R^y)_2-$; each R^y is independently hydrogen, methyl, ethyl, propyl or isopropyl; each R^3 and $R^{3'}$ is independently hydrogen, methyl, ethyl, propyl or isopropyl; R^1 is hydrogen; and R^2 is benzyl. In certain embodiments, Q is $-C(R^y)_2-$; each R^y is independently hydrogen, methyl, ethyl, propyl or isopropyl; each R^3 and $R^{3'}$ is independently hydrogen, methyl, ethyl, propyl or isopropyl; R^1 is hydrogen and R^2 is $-CR^7R^8C(O)OR^4$. In certain embodiments, Q is $-C(R^y)_2-$; each R^y is independently hydrogen, methyl, ethyl, propyl or isopropyl; each R^3 and $R^{3'}$ is independently hydrogen, methyl, ethyl, propyl or isopropyl; R^1 is hydrogen, R^2 is $-CR^7R^8C(O)OR^4$; R^7 is hydrogen; R^8 is alkyl or heteroalkyl and R^4 is alkyl. In certain embodiments, Q is $-C(R^y)_2-$; each R^y is independently hydrogen, methyl, ethyl, propyl or isopropyl; each R^3 and $R^{3'}$ is independently hydrogen, methyl, ethyl, propyl or isopropyl; R^1 is hydrogen; R^2 is $-CR^7R^8C(O)OR^4$, R^7 is hydrogen; R^8 is alkyl or heteroalkyl; R^4 is alkyl; U is hydrogen or methyl; W is methyl; Y is OR^9 ; Z is OR^{10} or

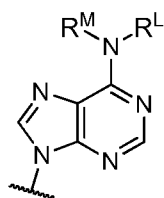
F; R^9 is hydrogen; and R^{10} is hydrogen. In certain embodiments, Q is $-C(R^7)_2-$; each R^7 is independently hydrogen, methyl, ethyl, propyl or isopropyl; each R^3 and $R^{3'}$ is independently hydrogen, methyl, ethyl, propyl or isopropyl; R^1 is hydrogen, R^2 is $-CR^7R^8C(O)OR^4$; R^7 is hydrogen; R^8 is alkyl or heteroalkyl; R^4 is alkyl; U is hydrogen; W is methyl; Y is OR^9 ; Z is OR^{10} or F; R^9 is hydrogen; and R^{10} is hydrogen.

[00162] In certain embodiments, Base is a substituted or unsubstituted purine or pyrimidine. In certain embodiments, Base is a substituted or unsubstituted purine. In certain embodiments, Base is a substituted or unsubstituted pyrimidine. In certain embodiments, Base is selected from the group consisting of adenine, N^6 -alkylpurine, N^6 -acylpurine (wherein acyl is $C(O)(\text{alkyl, aryl, alkylaryl, or arylalkyl})$), N^6 -benzylpurine, N^6 -halopurine, N^6 -vinylpurine, N^6 -acetylenic purine, N^6 -acyl purine, N^6 -hydroxyalkyl purine, N^6 -alkylaminopurine, N^6 -thioalkyl purine, N^2 -alkylpurine, N^2 -alkyl-6-thiopurine, thymine, cytosine, 5-fluorocytosine, 5-methylcytosine, 6-azapyrimidine, including 6-azacytosine, 2- and/or 4-mercaptopyrimidine, uracil, 5-halouracil, including 5-fluorouracil, C^5 -alkylpyrimidine, C^5 -benzylpyrimidine, C^5 -halopyrimidine, C^5 -vinylpyrimidine, C^5 -acetylenic pyrimidine, C^5 -acyl pyrimidine, C^5 -hydroxyalkyl purine, C^5 -amidopyrimidine, C^5 -cyanopyrimidine, C^5 -iodopyrimidine, C^6 -iodo-pyrimidine, C^5 -Br-vinyl pyrimidine, C^6 -Br-vinyl pyrimidine, C^5 -nitropyrimidine, C^5 -amino-pyrimidine, N^2 -alkylpurine, N^2 -alkyl-6-thiopurine, 5-azacytidinyl, 5-azauracilyl, triazolopyridinyl, imidazolopyridinyl, pyrrolopyrimidinyl, and pyrazolopyrimidinyl. Purine bases include, but are not limited to, guanine, adenine, hypoxanthine, 7-deazaguanine, 7-deazaadenine, 2,6-diaminopurine, and 6-chloropurine.

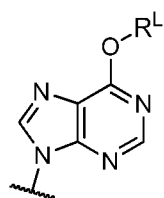
[00163] In certain embodiments, Base is adenine, cytosine, guanine, hypoxanthine, thymine or uracil. In certain embodiments, Base is cytosine. In certain embodiments, Base is guanine. In certain embodiments, Base is uracil.

[00164] In another embodiment, Base is selected from one of formulae (i) to (xxvii):

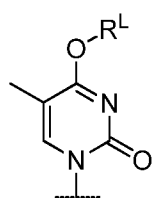




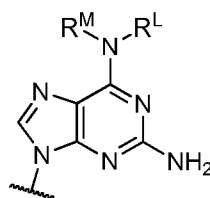
(vi)



(vii)



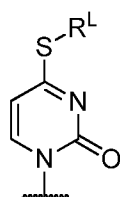
(viii)



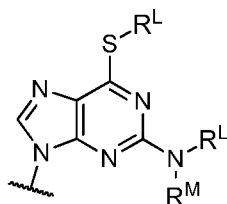
(ix)



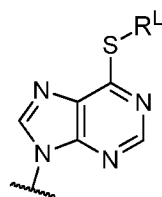
(x)



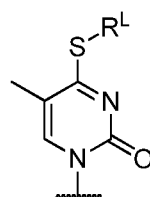
(xi)



(xii)



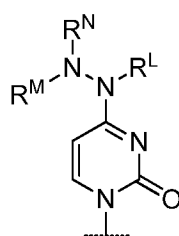
(xiii)



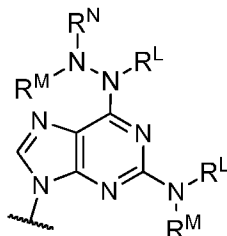
(xiv)



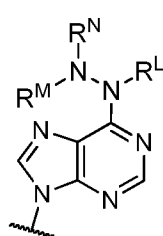
(xv)



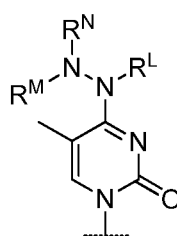
(xvi)



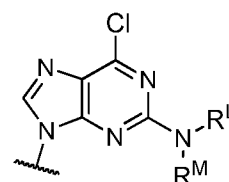
(xvii)



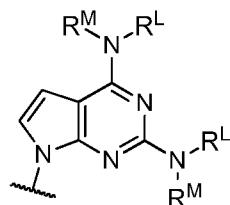
(xviii)



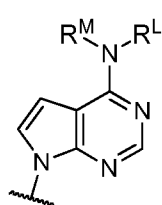
(xix)



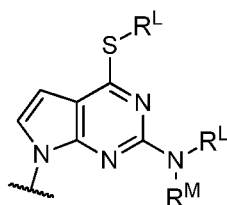
(xx)



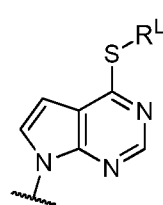
(xxi)



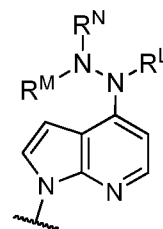
(xxii)



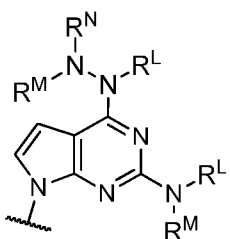
(xxiii)



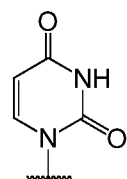
(xxiv)



(xxv)



(xxvi)



(xxvii)

wherein R^L , R^M and R^N are each as defined herein.

[00165] In certain embodiments, R^L is hydrogen, alkyl, cycloalkyl, acyl, carbamyl, CO-alkyl, CO-aryl, CO-alkoxyalkyl, CO-aryloxyalkyl, CO-substituted aryl, sulfonate ester, alkyl sulfonyl, aryl sulfonyl, arylalkyl sulfonyl, a lipid, a phospholipid, an amino acid or a carbohydrate. In certain embodiments, R^L is alkyl or cycloalkyl. In certain embodiments, R^L is methyl, ethyl,

propyl or isopropyl. In certain embodiments, R^L is methyl. In certain embodiments, R^L is cyclopropyl or cyclopentyl. In certain embodiments, R^L is hydrogen.

[00166] In certain embodiments, R^M is hydrogen, hydroxy, alkyl, cycloalkyl, acyl, carbamyl, CO-alkyl, CO-aryl, CO-alkoxyalkyl, CO-aryloxyalkyl, CO-substituted aryl, sulfonate ester, alkyl sulfonyl, aryl sulfonyl, arylalkyl sulfonyl, a lipid, a phospholipid, an amino acid or a carbohydrate. In certain embodiments, R^M is alkyl or cycloalkyl. In certain embodiments, R^M is methyl, ethyl, propyl or isopropyl. In certain embodiments, R^M is methyl. In certain embodiments, R^L is cyclopropyl or cyclopentyl. In certain embodiments, R^M is hydrogen. In certain embodiments, R^M is hydroxy.

[00167] In certain embodiments, R^N is hydrogen, alkyl, cycloalkyl, acyl, carbamyl, CO-alkyl, CO-aryl, CO-alkoxyalkyl, CO-aryloxyalkyl, CO-substituted aryl, sulfonate ester, alkyl sulfonyl, aryl sulfonyl, arylalkyl sulfonyl, a lipid, a phospholipid, an amino acid or a carbohydrate. In certain embodiments, R^N is alkyl or cycloalkyl. In certain embodiments, R^N is methyl, ethyl, propyl or isopropyl. In certain embodiments, R^N is methyl. In certain embodiments, R^L is cyclopropyl or cyclopentyl. In certain embodiments, R^N is hydrogen.

[00168] In certain embodiments, R^L and R^M together with the N atom to which they are attached form an optionally substituted heterocyclyl. In certain embodiments, R^L and R^M together with the N atom to which they are attached form an optionally substituted 3-7 membered heterocyclyl. In certain embodiments, R^L and R^M together with the N atom to which they are attached form an optionally substituted 5-heterocyclyl. In certain embodiments, R^L and R^M together with the N atom to which they are attached form pyrrolidinyl. In certain embodiments, R^L and R^M together with the N atom to which they are attached form 6-membered heterocyclyl. In certain embodiments, R^L and R^M together with the N atom to which they are attached form morpholinyl. In certain embodiments, R^L and R^M together with the N atom to which they are attached form piperidinyl. In certain embodiments, R^L and R^M together with the N atom to which they are attached form 4,4-difluoro-piperidinyl.

[00169] In certain embodiments, Base is substituted or unsubstituted purine; U is hydrogen or methyl; W is methyl; Y is OR^9 ; Z is OR^{10} ; and R^9 and R^{10} are each hydrogen.

[00170] In certain embodiments, Base is substituted or unsubstituted guanine; U is hydrogen or methyl; W is methyl; Y is OR^9 ; Z is OR^{10} ; and R^9 and R^{10} are each hydrogen.

[00171] In certain embodiments, Base is substituted or unsubstituted purine; U is hydrogen or methyl; W is methyl; Y is OR^9 ; Z is F; and R^9 is hydrogen.

[00172] In certain embodiments, Base is substituted or unsubstituted guanine; U is hydrogen or methyl; W is methyl; Y is OR^9 ; Z is F; and R^9 is each hydrogen.

[00173] In certain embodiments, Base is substituted or unsubstituted pyrimidine; U is hydrogen or methyl; W is methyl; Y is OR^9 ; Z is OR^{10} ; and R^9 and R^{10} are each hydrogen.

[00174] In certain embodiments, Base is substituted or unsubstituted cytosine; U is hydrogen or methyl; W is methyl; Y is OR^9 ; Z is OR^{10} ; and R^9 and R^{10} are each hydrogen.

[00175] In certain embodiments, Base is substituted or unsubstituted uracil; U is hydrogen or methyl; W is methyl; Y is OR^9 ; Z is OR^{10} ; and R^9 and R^{10} are each hydrogen.

[00176] In certain embodiments, Base is substituted or unsubstituted pyrimidine; U is hydrogen or methyl; W is methyl; Y is OR^9 ; Z is F; and R^9 is hydrogen.

[00177] In certain embodiments, Base is substituted or unsubstituted cytosine; U is hydrogen or methyl; W is methyl; Y is OR^9 ; Z is F; and R^9 is each hydrogen.

[00178] In certain embodiments, Base is substituted or unsubstituted uracil; U is hydrogen or methyl; W is methyl; Y is OR^9 ; Z is F; and R^9 is each hydrogen.

[00179] In certain embodiments, Base is substituted or unsubstituted purine; U is hydrogen; W is methyl; Y is OR^9 ; Z is OR^{10} ; and R^9 and R^{10} are each hydrogen.

[00180] In certain embodiments, Base is substituted or unsubstituted guanine; U is hydrogen; W is methyl; Y is OR^9 ; Z is OR^{10} ; and R^9 and R^{10} are each hydrogen.

[00181] In certain embodiments, Base is substituted or unsubstituted purine; U is hydrogen; W is methyl; Y is OR^9 ; Z is F; and R^9 is hydrogen.

[00182] In certain embodiments, Base is substituted or unsubstituted guanine; U is hydrogen; W is methyl; Y is OR^9 ; Z is F; and R^9 is each hydrogen.

[00183] In certain embodiments, Base is substituted or unsubstituted pyrimidine; U is hydrogen; W is methyl; Y is OR^9 ; Z is OR^{10} ; and R^9 and R^{10} are each hydrogen.

[00184] In certain embodiments, Base is substituted or unsubstituted cytosine; U is hydrogen; W is methyl; Y is OR^9 ; Z is OR^{10} ; and R^9 and R^{10} are each hydrogen.

[00185] In certain embodiments, Base is substituted or unsubstituted uracil; U is hydrogen; W is methyl; Y is OR^9 ; Z is OR^{10} ; and R^9 and R^{10} are each hydrogen.

[00186] In certain embodiments, Base is substituted or unsubstituted pyrimidine; U is hydrogen; W is methyl; Y is OR⁹; Z is F; and R⁹ is hydrogen.

[00187] In certain embodiments, Base is substituted or unsubstituted cytosine; U is hydrogen; W is methyl; Y is OR⁹; Z is F; and R⁹ is each hydrogen.

[00188] In certain embodiments, Base is substituted or unsubstituted uracil; U is hydrogen; W is methyl; Y is OR⁹; Z is F; and R⁹ is each hydrogen.

[00189] In certain embodiments, each R^L is independently hydrogen, alkyl or cycloalkyl. In certain embodiments, each R^L is independently hydrogen, methyl, ethyl, propyl, isopropyl, cyclopropyl, or cyclopentyl.

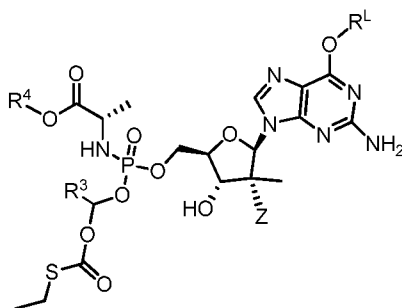
[00190] In certain embodiments, each R^M is independently hydrogen, alkyl or cycloalkyl. In certain embodiments, each R^M is independently hydrogen or methyl.

[00191] In certain embodiments, each R^N is independently hydrogen, alkyl or cycloalkyl. In certain embodiments, each R^N is independently hydrogen or methyl.

[00192] In certain embodiments, when Base is of formula (i), (iii), (v), (vi) or (ix), each R^L is independently hydrogen or cyclopropyl, and R^M is hydrogen. In certain embodiments, when Base is of formula (i), (v), (vi) or (ix), R^L is cyclopropyl, and R^M is hydrogen.

[00193] In certain embodiments, when Base is of formula (ii), (iv), (vii), (viii), (x), (xi), (xii), (xiii), (xiv) or (xv), each R^L is independently hydrogen, methyl, ethyl, propyl, or isopropyl; and R^M is hydrogen. In certain embodiments, when Base is of formula (ii), (vii), (viii), (x), (xi), (xiii), (xiv) or (xv), R^L is methyl, ethyl, propyl, or isopropyl; and R^M is hydrogen. In certain embodiments, when Base is of formula (ii), (iv), (vii), (viii), (x), (xi), (xii), (xiii), (xiv) or (x), each R^L is independently hydrogen or methyl; and R^M is hydrogen. In certain embodiments, when Base is of formula (ii), (vii), (viii), (x), (xi), (xiii), (xiv), or (xv), R^L is methyl and R^M is hydrogen.

[00194] In some embodiments, provided herein are compounds according to Formula III:



(Formula III);

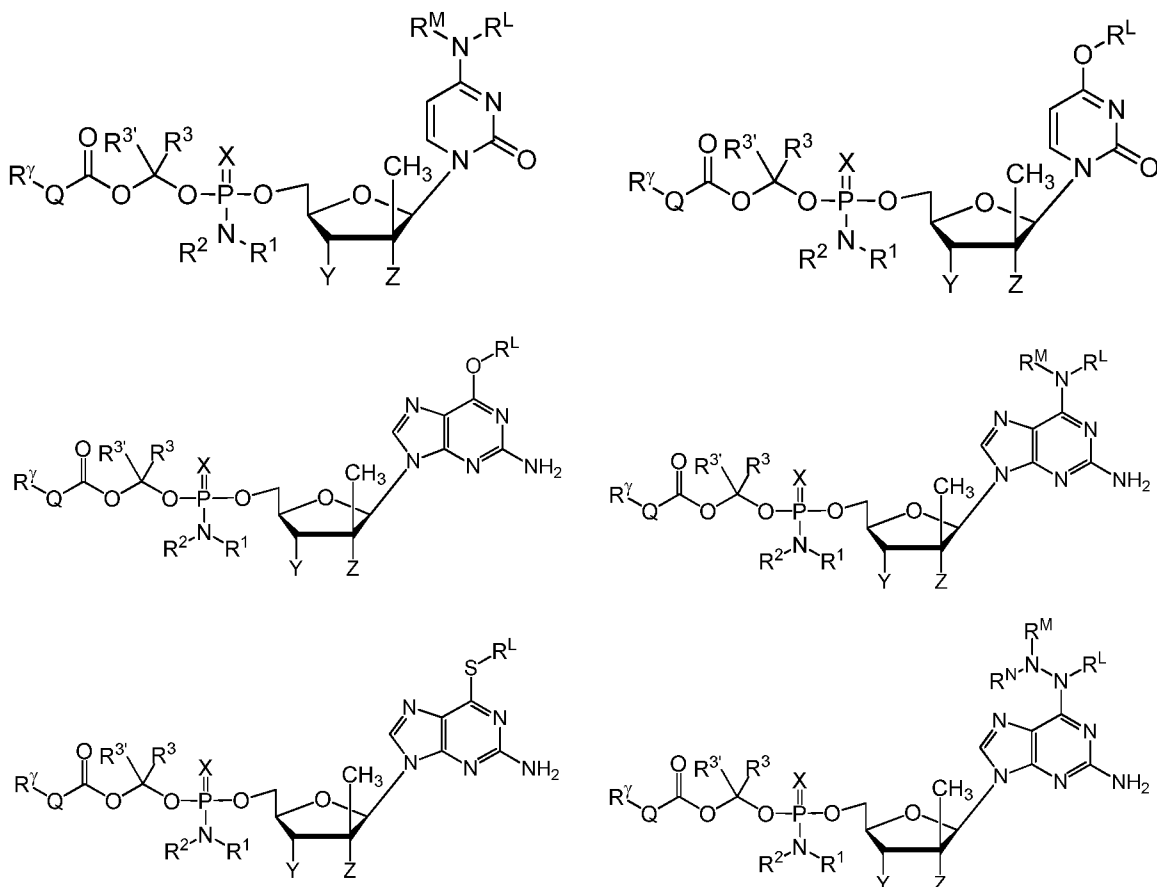
or a pharmaceutically acceptable salt, stereoisomeric form, tautomeric form or polymorphic form thereof, wherein: each of R^3 , R^4 and R^L is independently hydrogen, methyl, ethyl, isopropyl, cyclopropyl, alkyl, benzyl, or aryl; and Z is fluoro or hydroxyl.

[00195] In some embodiments, provided herein are:

- (a) compounds as described herein, *e.g.*, of Formula I, II or III, and pharmaceutically acceptable salts and compositions thereof;
- (b) compounds as described herein, *e.g.*, of Formula I, II or III, and pharmaceutically acceptable salts and compositions thereof for use in the treatment and/or prophylaxis of a liver disorder including *Flaviviridae* infection, especially in individuals diagnosed as having a *Flaviviridae* infection or being at risk of becoming infected by hepatitis C;
- (c) processes for the preparation of compounds as described herein, *e.g.*, of Formula I, II or III, as described in more detail elsewhere herein;
- (d) pharmaceutical formulations comprising a compound as described herein, *e.g.*, of Formula I, II or III, or a pharmaceutically acceptable salt thereof together with a pharmaceutically acceptable carrier or diluent;
- (e) pharmaceutical formulations comprising a compound as described herein, *e.g.*, of Formula I, II or III, or a pharmaceutically acceptable salt thereof together with one or more other effective anti-HCV agents, optionally in a pharmaceutically acceptable carrier or diluent;
- (f) a method for the treatment and/or prophylaxis of a host infected with *Flaviviridae* that includes the administration of an effective amount of a compound as described herein, *e.g.*, of Formula I, its pharmaceutically acceptable salt or composition; or
- (g) a method for the treatment and/or prophylaxis of a host infected with *Flaviviridae* that includes the administration of an effective amount of a compounds as described herein,

e.g., of Formula I, its pharmaceutically acceptable salt or composition in combination and/or alternation with one or more effective anti-HCV agent.

[00196] In certain embodiments, the compound provided herein are compounds according to the formulas:



wherein, X, Q, R¹, R², R³ and R^{3'} are as described in Formula II;

Y is OR⁹;

Z is OR¹⁰ or F;

each of R⁹ and R¹⁰ is hydrogen; or

R⁹ and R¹⁰ together with C(O) and the oxygen or sulfur atoms on which they are attached form a 5 membered heterocyclic ring;

each R^L is independently hydrogen, alkyl, cycloalkyl, acyl, carbamyl, CO-alkyl, CO-aryl, CO-alkoxyalkyl, CO-aryloxyalkyl, CO-substituted aryl, sulfonate ester, alkyl sulfonyl, aryl sulfonyl, arylalkyl sulfonyl, a lipid, a phospholipid, an amino acid or a carbohydrate; and

each R^M and R^N is independently hydrogen or alkyl; or R^L and R^M together with the N atom to which they are attached from heterocyclyl.

[00197] In another embodiment, X, Q, R¹, R², R³ and R^{3'} are as described herein;

Y is OR⁹;

Z is OR¹⁰ or F;

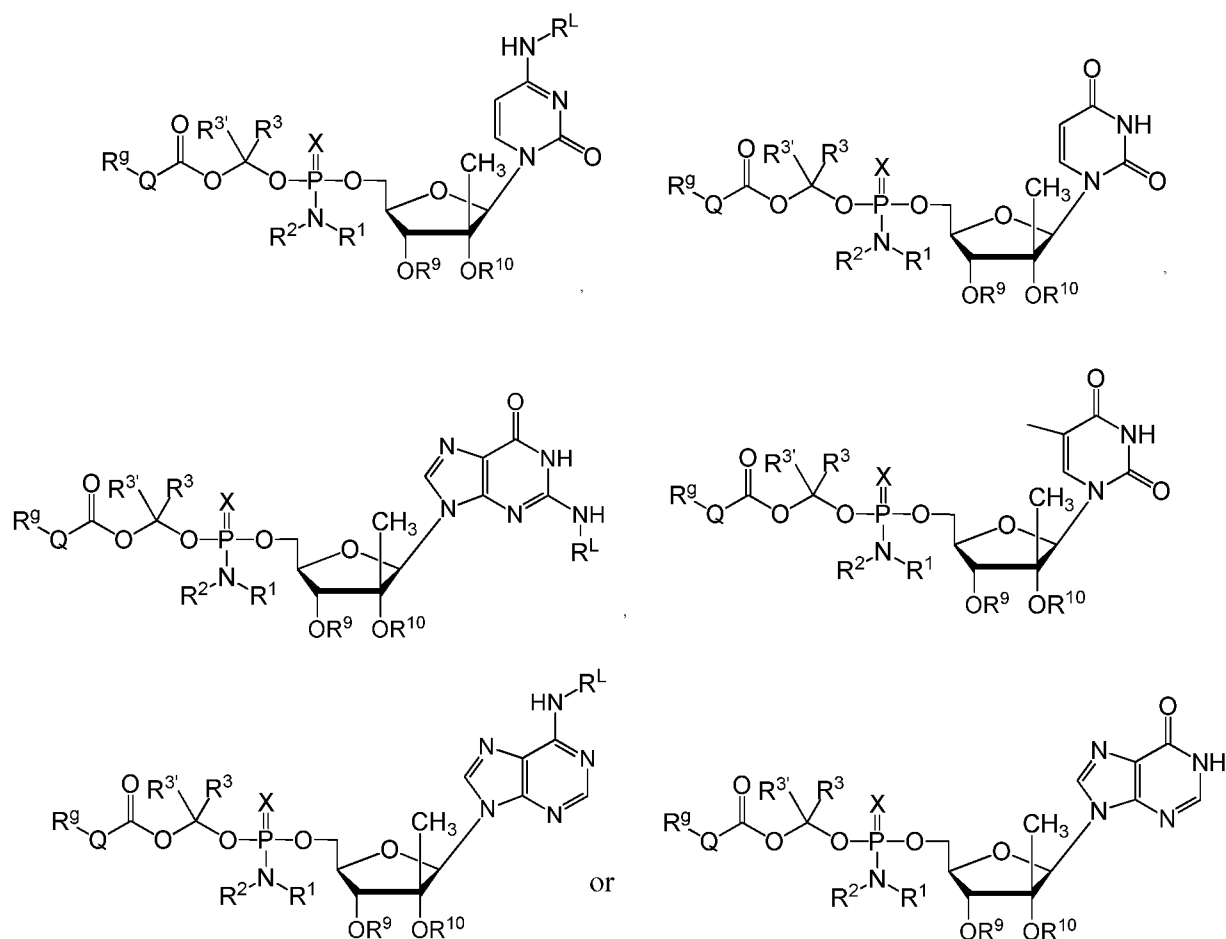
each of R⁹ and R¹⁰ is hydrogen;

R^L is hydrogen, alkyl or cycloalkyl; and

each R^M and R^N is independently hydrogen or alkyl; or R^L and R^M together with the N atom to which they are attached from heterocyclyl.

[00198] In another embodiment, R⁹ and R¹⁰ together with C(O) and the oxygen or sulfur atoms on which they are substituted form a 5 membered ring; R^L is hydrogen, alkyl or cycloalkyl; and R^M is hydrogen.

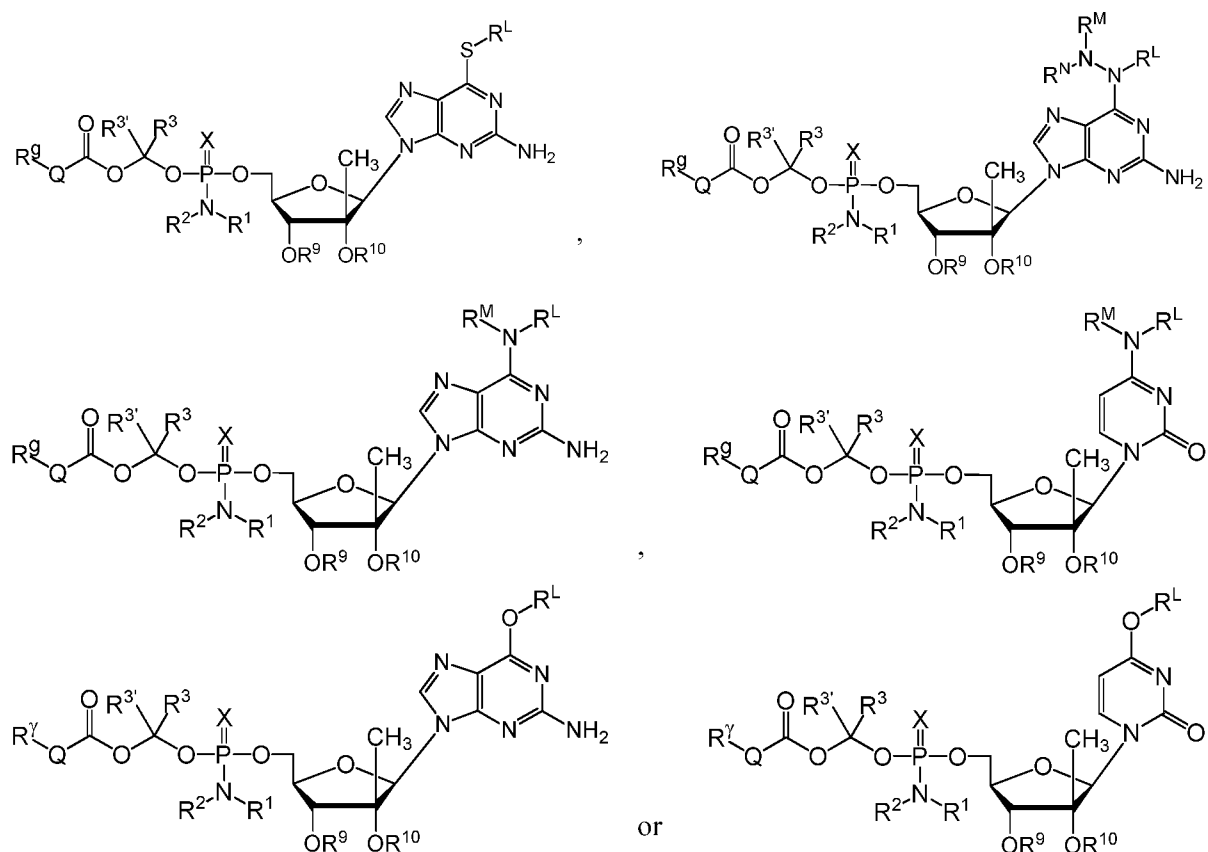
[00199] In another embodiment, the compound provided herein are compounds according to the formulas:



wherein R⁹, X, Q, R¹, R², R³, R^{3'}, R⁹ and R¹⁰ are as described in Formula II and each R^L is independently H, carbamyl, straight chained, branched or cyclic alkyl; acyl (including lower acyl); CO-alkyl, CO-aryl, CO-alkoxyalkyl, CO-aryloxyalkyl, CO-substituted aryl, sulfonate ester such as alkyl or arylalkyl sulfonyl including methanesulfonyl and benzyl, wherein the

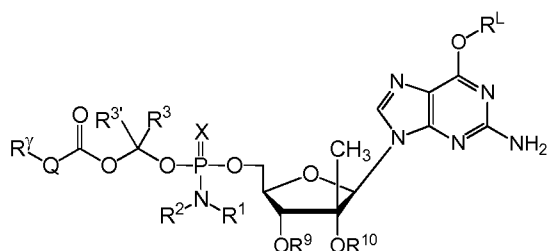
phenyl group is optionally substituted; alkylsulfonyl, arylsulfonyl, aryl alkylsulfonyl, a lipid, such as a phospholipid; an amino acid; an amino acid residue; or a carbohydrate.

[00200] In certain embodiments, the compound provided herein are compounds according to the formulas:



wherein R^9 , X , Q , R^1 , R^2 , R^3 , R^3' , R^9 and R^{10} are as described herein; R^L is hydrogen, alkyl or cycloalkyl; and each R^M and R^N is independently hydrogen or alkyl; or R^L and R^M together with the N atom to which they are attached from heterocyclyl.

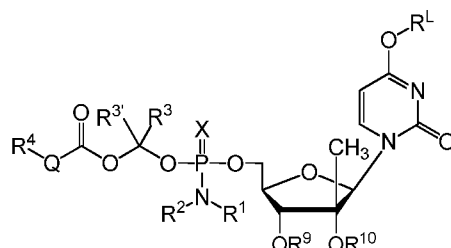
[00201] In certain embodiments, compounds provided herein are compounds according to the formula:



wherein R^9 , X , Q , R^1 , R^2 , R^3 , R^3' , R^9 and R^{10} are as described herein; and R^L is hydrogen, alkyl or cycloalkyl.

[00202] In certain embodiments, R^L is lower alkyl. In certain embodiments, R^L is methyl. In certain embodiments, R^L is ethyl.

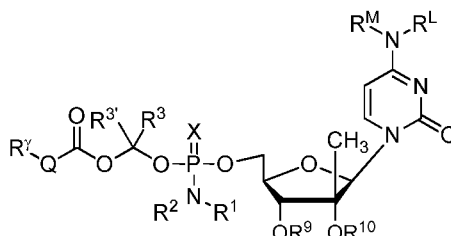
[00203] In certain embodiments, the compound provided herein are compounds according to the formula:



wherein R^y , X, Q, R^1 , R^2 , R^3 , $R^{3'}$, R^9 and R^{10} are as described herein; and R^L is hydrogen, alkyl or cycloalkyl.

[00204] In certain embodiments, R^L is lower alkyl. In certain embodiments, R^L is methyl. In certain embodiments, R^L is ethyl.

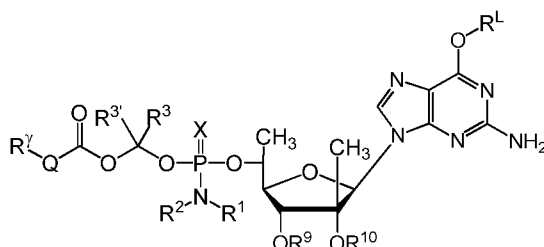
[00205] In certain embodiments, compounds provided herein are compounds according to the formula:



wherein R^y , X, Q, R^1 , R^2 , R^3 , $R^{3'}$, R^9 and R^{10} are as described herein; and each R^L or R^M is hydrogen, alkyl or cycloalkyl.

[00206] In certain embodiments, R^L is lower alkyl. In certain embodiments, R^L is methyl. In certain embodiments, R^L is ethyl.

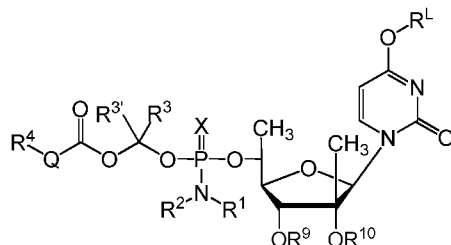
[00207] In certain embodiments, compounds provided herein are compounds according to the formula:



wherein R^γ , X, Q, R^1 , R^2 , R^3 , $R^{3'}$, R^9 and R^{10} are as described herein; and R^L is hydrogen, alkyl or cycloalkyl.

[00208] In certain embodiments, R^L is lower alkyl. In certain embodiments, R^L is methyl. In certain embodiments, R^L is ethyl.

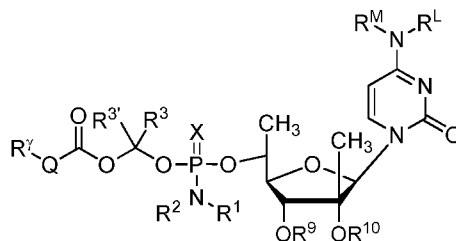
[00209] In certain embodiments, the compound provided herein are compounds according to the formula:



wherein R^γ , X, Q, R^1 , R^2 , R^3 , $R^{3'}$, R^9 and R^{10} are as described herein; and R^L is hydrogen, alkyl or cycloalkyl.

[00210] In certain embodiments, R^L is lower alkyl. In certain embodiments, R^L is methyl. In certain embodiments, R^L is ethyl.

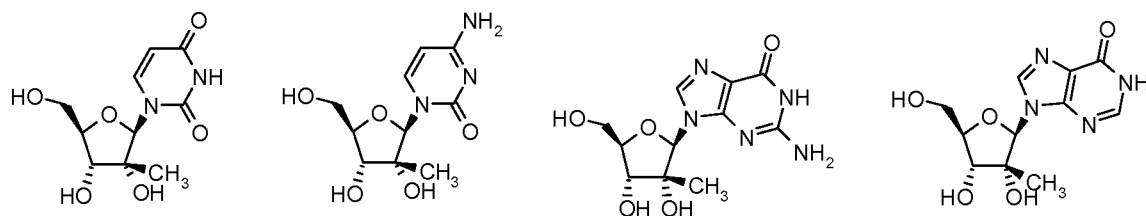
[00211] In certain embodiments, the compound provided herein are compounds according to the formula:



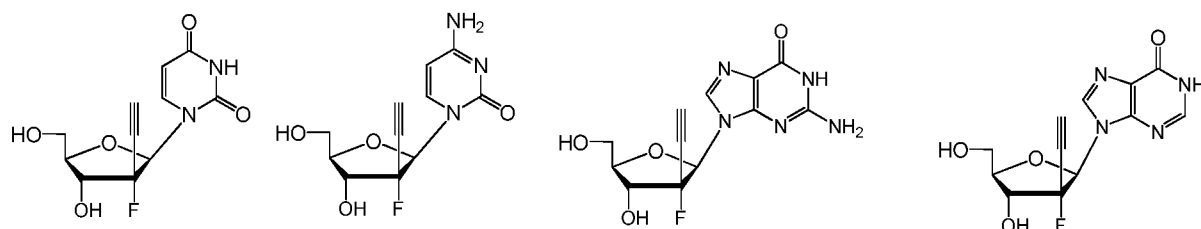
wherein R^γ , X, Q, R^1 , R^2 , R^3 , $R^{3'}$, R^9 and R^{10} are as described herein; and each R^L or R^M is hydrogen, alkyl or cycloalkyl.

[00212] In certain embodiments, R^L is lower alkyl. In certain embodiments, R^L is methyl. In certain embodiments, R^L is ethyl.

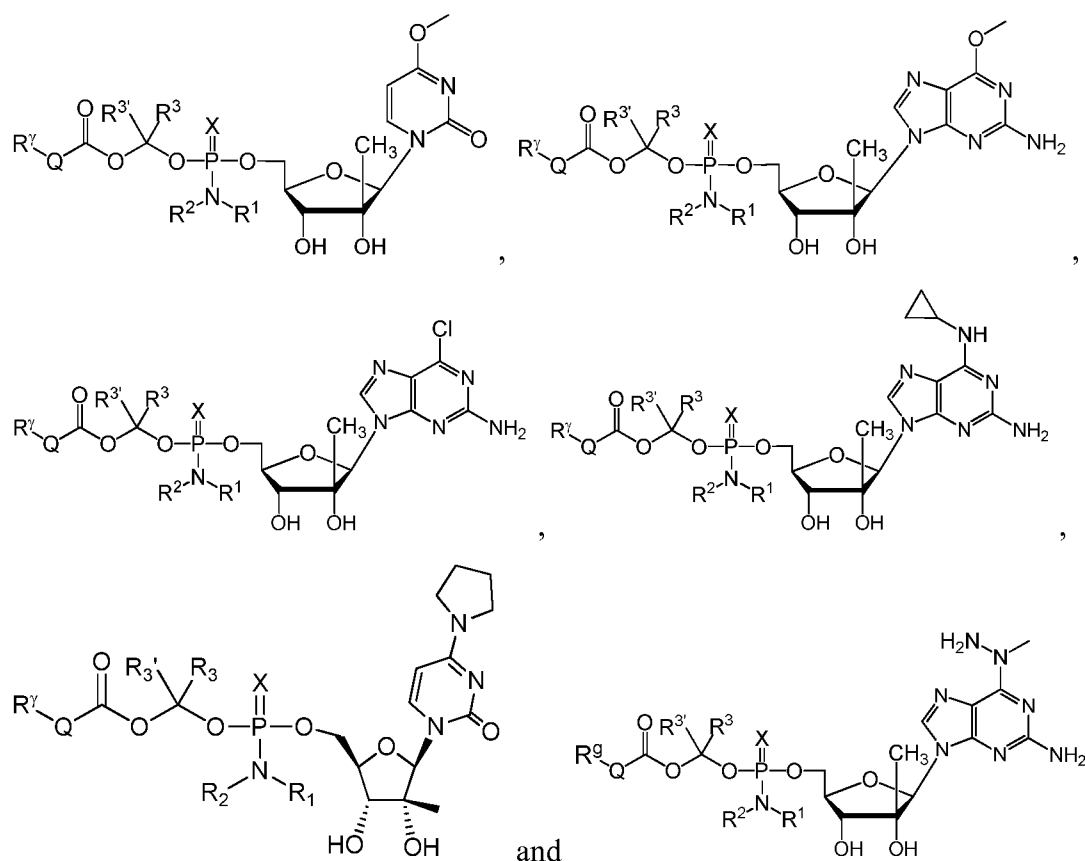
[00213] In certain embodiments, the nucleosides that can be derivatized to include a substituted carbonyloxymethylphosphoramidate, *e.g.*, at the 5' position, include:



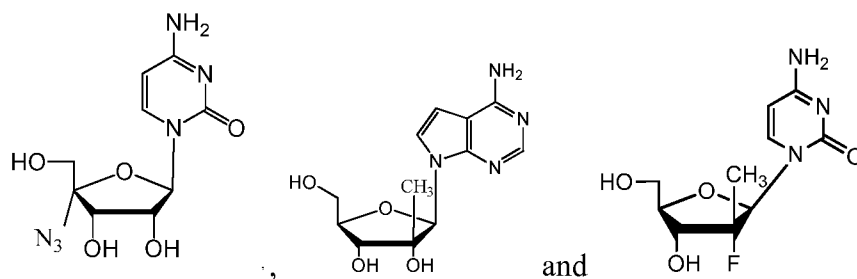
[00214] In another embodiment, the nucleosides that can be derivatized to include a substituted carbonyloxymethylphosphoramidate, *e.g.*, at the 5' position, include:



[00215] Additional examples of substituted carbonyloxymethylphosphoramidate nucleoside compounds include:

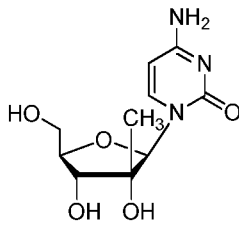
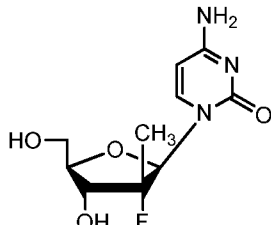
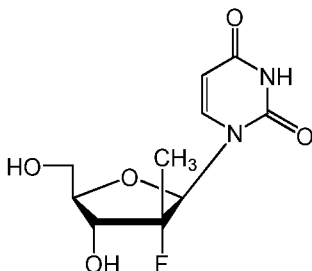
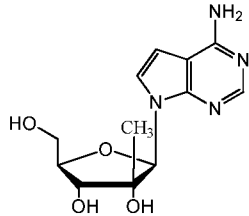
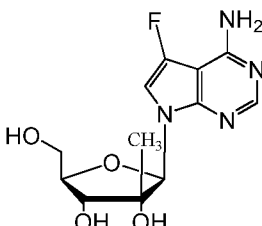


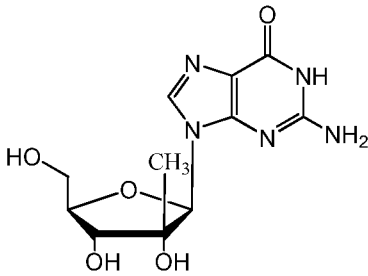
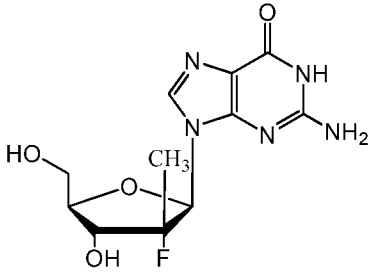
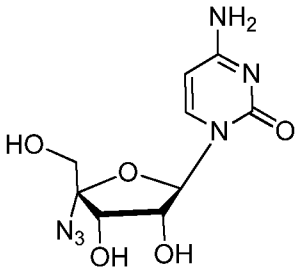
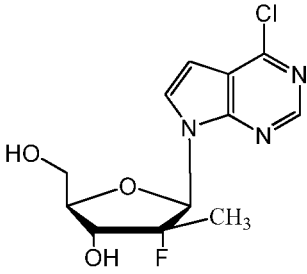
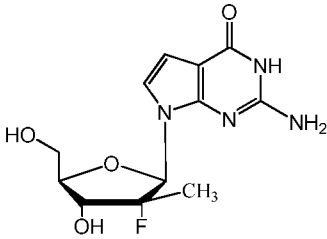
[00216] In certain embodiments, the nucleosides that can be derivatized to include a substituted carbonyloxymethylphosphoramidate, *e.g.*, at the 5' position include:

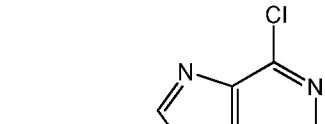


[00217] Exemplary nucleoside drugs useful in the treatment of hepatitis C infection that can be derivatized as described herein are:

Name	Structure
Ribavirin	
Viramidine	
Valopicitabine (NM283)	

Name	Structure
2'-C-methylcytidine (NM107)	
PSI-6130	
PSI-6206	
MK-0608	
7-Fluoro-MK-0608	

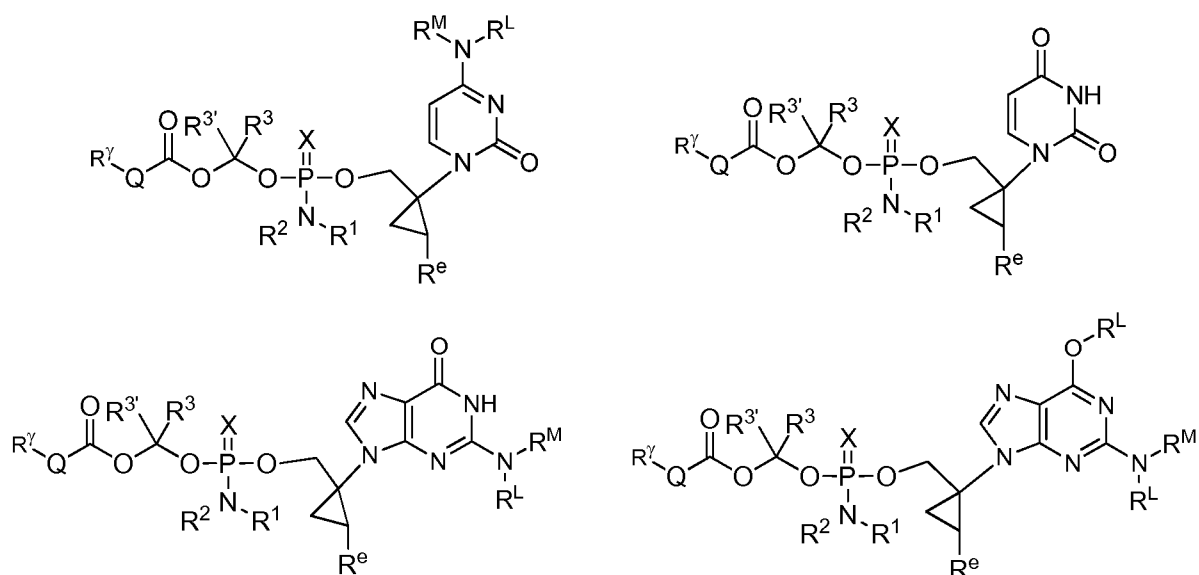
Name	Structure
NM108	
	
R1479	
	
	

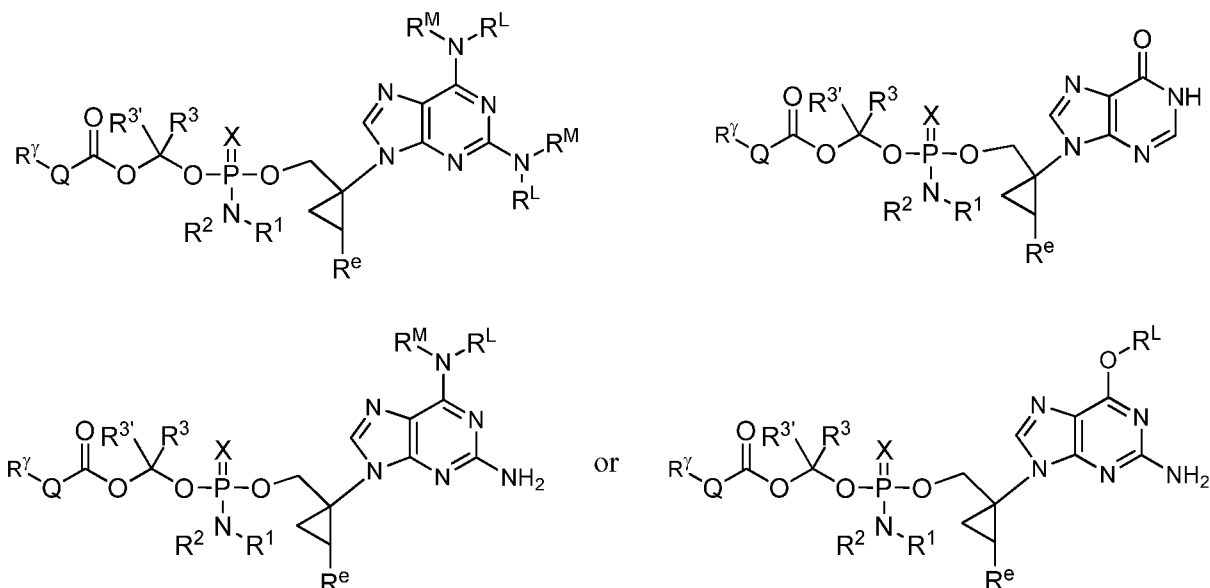
Name	Structure
	 <p>The image shows the chemical structure of a nucleoside derivative. It consists of a pyrimidine ring system (specifically 2-chloro-4H-pyrimidin-4-yl) attached to a ribose sugar moiety. The ribose sugar is in its furanose form and is substituted with a hydroxyl group at the 2' position, a fluorine atom at the 3' position, and a methyl group at the 4' position. The pyrimidine ring has a chlorine atom at the 2-position and is connected to the ribose at the 4-position via its nitrogen atom.</p>

[00218] Further exemplary anti-viral nucleoside analogs that can be used as R are disclosed in International Publication Nos. WO2005021568, WO2006094347 and WO2006093987; and US Patent Publication No. US20050215510; the disclosure of each of which is incorporated herein by reference in its entirety.

[00219] In certain embodiments, R is a moiety derivable by removal of a hydrogen from a hydroxy group of an interfering RNA (iRNA) based antivirals, including short interfering RNA (siRNA) based antivirals. Such compounds are described in International Patent Publication Nos. WO/03/070750 and WO 2005/012525; US patent Nos. 7,176,304; 7,109,165; 7,041,817; 7,034,009; 7,022,828; 6,852,535 and 6,849,726; and US Patent Publication No. US 2004/0209831; the disclosure of each of which is incorporated herein by reference in its entirety.

[00220] In another embodiment, the compound provided herein are compounds according to the formulas:



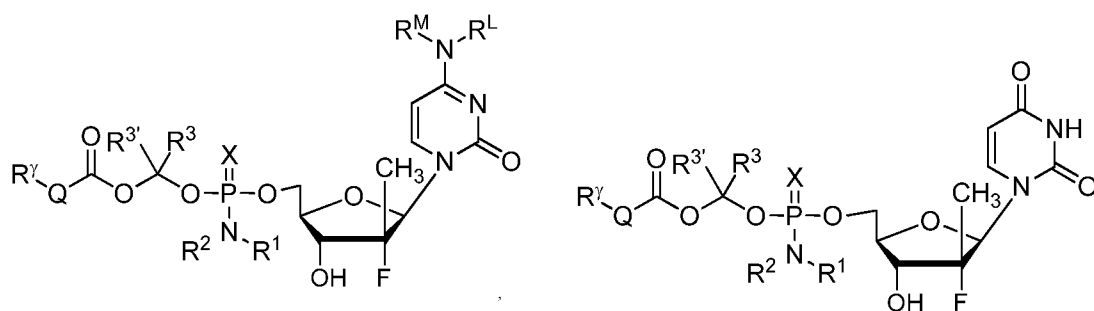


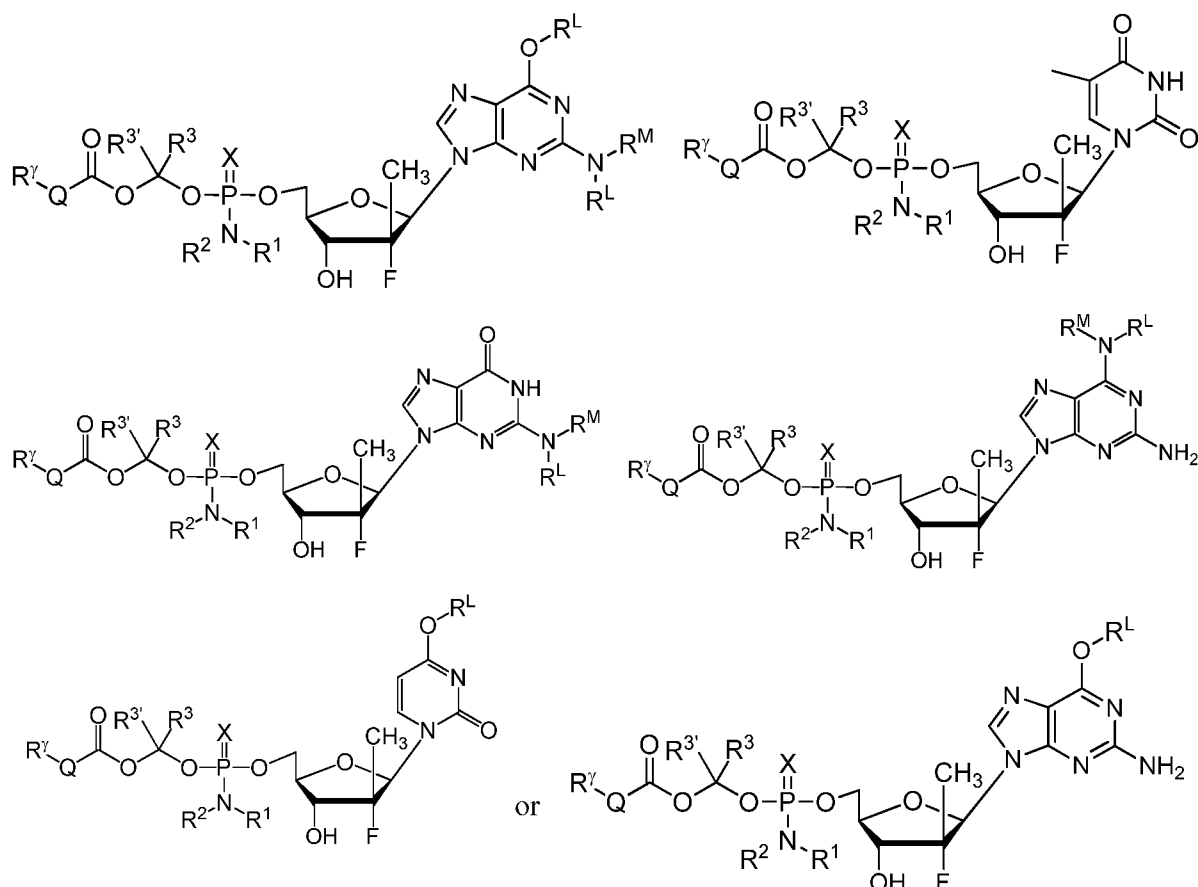
wherein R^γ, X, Q, R¹, R², R³ and R^{3'} are as described herein; each R^e is hydrogen, alkyl or cycloalkyl; each R^L is independently hydrogen, alkyl, cycloalkyl, acyl, carbamyl, CO-alkyl, CO-aryl, CO-alkoxyalkyl, CO-aryloxyalkyl, CO-substituted aryl, sulfonate ester, alkyl sulfonyl, aryl sulfonyl, arylalkyl sulfonyl, a lipid, a phospholipid, an amino acid or a carbohydrate; and each R^M is independently hydrogen or alkyl; or R^L and R^M together with the N atom to which they are attached form 5-membered heterocyclyl.

[00221] In certain embodiments, R^e is methyl, ethyl or propyl.

[00222] In certain embodiments, R is a moiety derivable by removal of a hydrogen from a hydroxy group of a nucleoside described in U.S. Patent Application Publication No. US 2006/0111324 A1, the content of which is hereby incorporated by reference in its entirety.

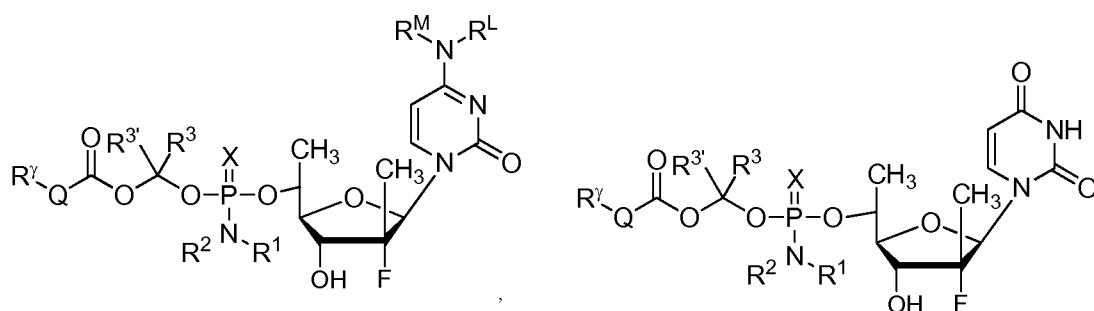
[00223] In another embodiment, the compound provided herein are compounds according to the formulas:

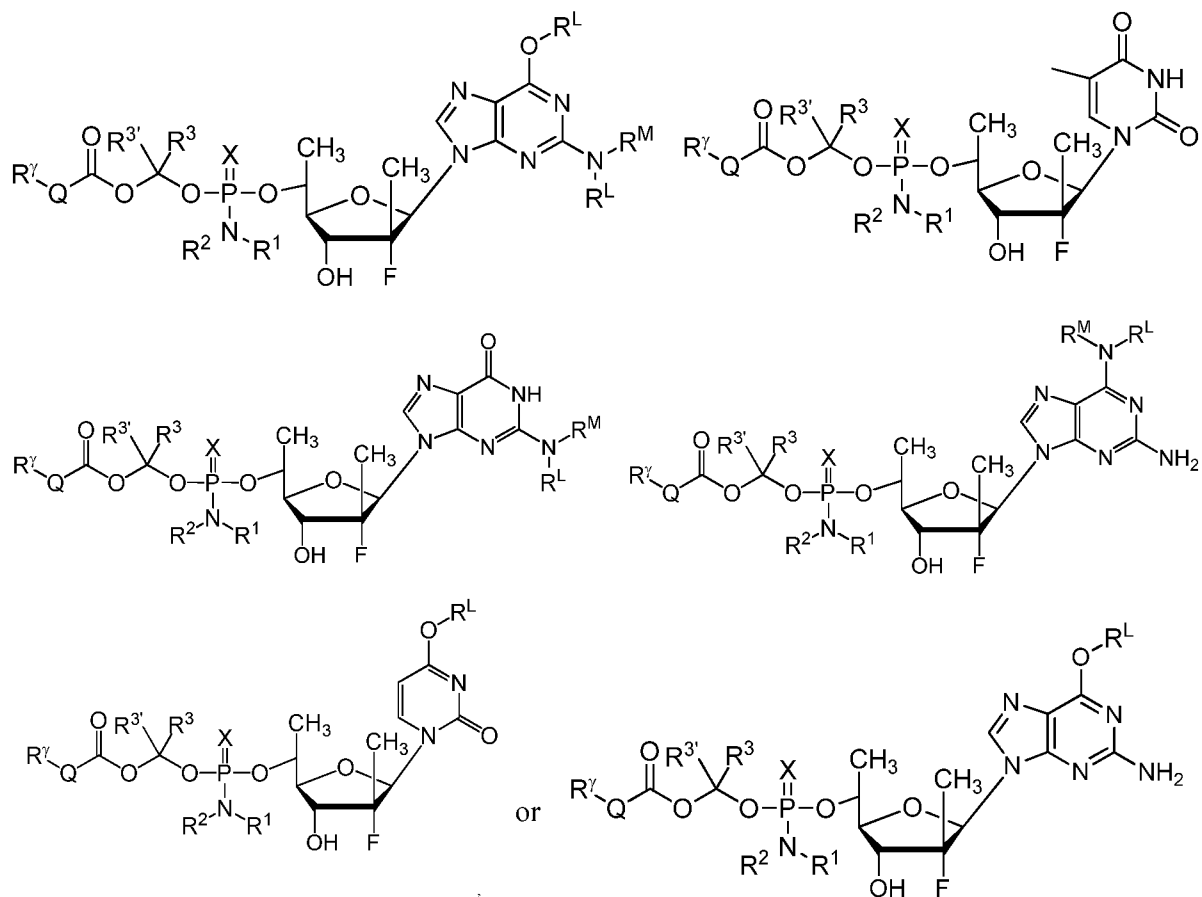




wherein R^{γ} , X , Q , R^1 , R^2 , R^3 and $R^{3'}$ are as described herein; each R^L is independently hydrogen, alkyl, cycloalkyl, acyl, carbamyl, CO-alkyl, CO-aryl, CO-alkoxyalkyl, CO-aryloxyalkyl, CO-substituted aryl, sulfonate ester, alkyl sulfonyl, aryl sulfonyl, arylalkyl sulfonyl, a lipid, a phospholipid, an amino acid or a carbohydrate; and each R^M is independently hydrogen or alkyl; or R^L and R^M together with the N atom to which they are attached form 5-membered heterocyclyl.

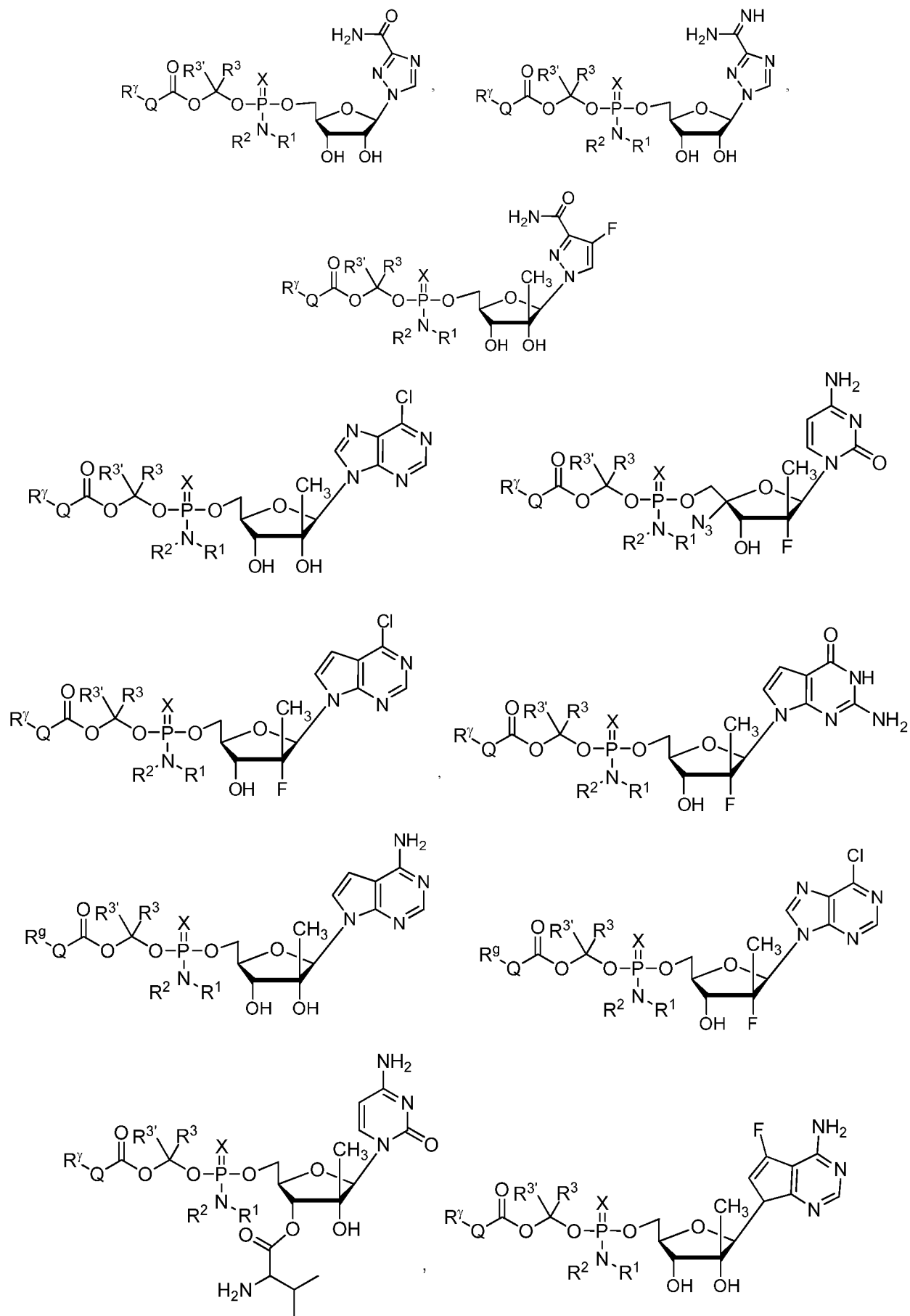
[00224] In another embodiment, the compound provided herein are compounds according to the formulas:





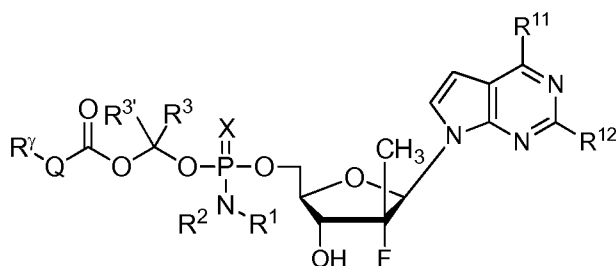
[00225] wherein R^γ , X , Q , R^1 , R^2 , R^3 and $\text{R}^{3'}$ are as described herein; each R^L is independently hydrogen, alkyl, cycloalkyl, acyl, carbamyl, CO-alkyl, CO-aryl, CO-alkoxyalkyl, CO-aryloxyalkyl, CO-substituted aryl, sulfonate ester, alkyl sulfonyl, aryl sulfonyl, arylalkyl sulfonyl, a lipid, a phospholipid, an amino acid or a carbohydrate; and each R^M is independently hydrogen or alkyl; or R^L and R^M together with the N atom to which they are attached from 5-membered heterocyclyl.

[00226] In another embodiment, the compound provided herein are compounds according to the formulas:



wherein R^y , X, Q, R^1 , R^2 , R^3 and $R^{3'}$ are each as described herein.

[00227] In another embodiment, the compound provided herein are compounds according to the formula:



wherein R^y , X, Q, R^1 , R^2 , R^3 and $R^{3'}$ are each as described herein; and R^{11} and R^{12} are each independently hydrogen, hydroxyl, alkoxy, amino, alkylamino, dialkylamino, thioalkyl, F, Cl, Br or I.

Optically Active Compounds

[00228] It is appreciated that compounds provided herein have several chiral centers and may exist in and be isolated in optically active and racemic forms. Some compounds may exhibit polymorphism. It is to be understood that any racemic, optically-active, diastereomeric, polymorphic, or stereoisomeric form, or mixtures thereof, of a compound provided herein, which possess the useful properties described herein is within the scope of the invention. It being well known in the art how to prepare optically active forms (for example, by resolution of the racemic form by recrystallization techniques, by synthesis from optically-active starting materials, by chiral synthesis, or by chromatographic separation using a chiral stationary phase).

[00229] In particular, since the 1' and 4' carbons of a nucleoside are chiral, their nonhydrogen substituents (the base and the CHOR groups, respectively) can be either cis (on the same side) or trans (on opposite sides) with respect to the sugar ring system. The four optical isomers therefore are represented by the following configurations (when orienting the sugar moiety in a horizontal plane such that the oxygen atom is in the back): cis (with both groups "up", which corresponds to the configuration of naturally occurring β -D nucleosides), cis (with both groups "down", which is a nonnaturally occurring β -L configuration), trans (with the C2' substituent "up" and the C4' substituent "down"), and trans (with the C2' substituent "down" and the C4' substituent "up"). The "D-nucleosides" are cis nucleosides in a natural configuration and the "L-nucleosides" are cis nucleosides in the non-naturally occurring configuration.

[00230] Likewise, most amino acids are chiral (designated as L or D, wherein the L enantiomer is the naturally occurring configuration) and can exist as separate enantiomers.

[00231] Examples of methods to obtain optically active materials are known in the art, and include at least the following.

- i) physical separation of crystals - a technique whereby macroscopic crystals of the individual enantiomers are manually separated. This technique can be used if crystals of the separate enantiomers exist, *i.e.*, the material is a conglomerate, and the crystals are visually distinct;
- ii) simultaneous crystallization - a technique whereby the individual enantiomers are separately crystallized from a solution of the racemate, possible only if the latter is a conglomerate in the solid state;
- iii) enzymatic resolutions - a technique whereby partial or complete separation of a racemate by virtue of differing rates of reaction for the enantiomers with an enzyme;
- iv) enzymatic asymmetric synthesis - a synthetic technique whereby at least one step of the synthesis uses an enzymatic reaction to obtain an enantiomerically pure or enriched synthetic precursor of the desired enantiomer;
- v) chemical asymmetric synthesis - a synthetic technique whereby the desired enantiomer is synthesized from an achiral precursor under conditions that produce asymmetry (*i.e.*, chirality) in the product, which may be achieved using chiral catalysts or chiral auxiliaries;
- vi) diastereomer separations - a technique whereby a racemic compound is reacted with an enantiomerically pure reagent (the chiral auxiliary) that converts the individual enantiomers to diastereomers. The resulting diastereomers are then separated by chromatography or crystallization by virtue of their now more distinct structural differences and the chiral auxiliary later removed to obtain the desired enantiomer;
- vii) first- and second-order asymmetric transformations - a technique whereby diastereomers from the racemate equilibrate to yield a preponderance in solution of the diastereomer from the desired enantiomer or where preferential crystallization of the diastereomer from the desired enantiomer perturbs the equilibrium such that eventually in principle all the material is converted to the crystalline diastereomer from the desired

enantiomer. The desired enantiomer is then released from the diastereomer;

- viii) kinetic resolutions - this technique refers to the achievement of partial or complete resolution of a racemate (or of a further resolution of a partially resolved compound) by virtue of unequal reaction rates of the enantiomers with a chiral, non-racemic reagent or catalyst under kinetic conditions;
- ix) enantiospecific synthesis from non-racemic precursors - a synthetic technique whereby the desired enantiomer is obtained from non-chiral starting materials and where the stereochemical integrity is not or is only minimally compromised over the course of the synthesis;
- x) chiral liquid chromatography - a technique whereby the enantiomers of a racemate are separated in a liquid mobile phase by virtue of their differing interactions with a stationary phase. The stationary phase can be made of chiral material or the mobile phase can contain an additional chiral material to provoke the differing interactions;
- xi) chiral gas chromatography - a technique whereby the racemate is volatilized and enantiomers are separated by virtue of their differing interactions in the gaseous mobile phase with a column containing a fixed non-racemic chiral adsorbent phase;
- xii) extraction with chiral solvents - a technique whereby the enantiomers are separated by virtue of preferential dissolution of one enantiomer into a particular chiral solvent;
- xiii) transport across chiral membranes - a technique whereby a racemate is placed in contact with a thin membrane barrier. The barrier typically separates two miscible fluids, one containing the racemate, and a driving force such as concentration or pressure differential causes preferential transport across the membrane barrier. Separation occurs as a result of the non-racemic chiral nature of the membrane which allows only one enantiomer of the racemate to pass through.

[00232] In some embodiments, compositions of substituted carbonyloxymethylphosphoramidate compounds are provided that are substantially free of a designated enantiomer of that nucleoside. In certain embodiments, in the methods and

compounds of this invention, the compounds are substantially free of enantiomers. In some embodiments, the composition includes that includes a compound that is at least 85, 90%, 95%, 98%, 99% to 100% by weight, of the compound, the remainder comprising other chemical species or enantiomers.

Isotopically Enriched Compounds

[00233] Also provided herein are isotopically enriched compounds, including but not limited to isotopically enriched substituted carbonyloxymethylphosphoramidate nucleoside compounds.

[00234] Isotopic enrichment (for example, deuteration) of pharmaceuticals to improve pharmacokinetics ("PK"), pharmacodynamics ("PD"), and toxicity profiles, has been demonstrated previously with some classes of drugs. See, for example, Lijinsky *et al.*, Food Cosmet. Toxicol., 20: 393 (1982); Lijinsky *et al.*, J. Nat. Cancer Inst., 69: 1127 (1982); Mangold *et al.*, Mutation Res. 308: 33 (1994); Gordon *et al.*, Drug Metab. Dispos., 15: 589 (1987); Zello *et al.*, Metabolism, 43: 487 (1994); Gately *et al.*, J. Nucl. Med., 27: 388 (1986); Wade D, Chem. Biol. Interact. 117: 191 (1999).

[00235] Isotopic enrichment of a drug can be used, for example, to (1) reduce or eliminate unwanted metabolites, (2) increase the half-life of the parent drug, (3) decrease the number of doses needed to achieve a desired effect, (4) decrease the amount of a dose necessary to achieve a desired effect, (5) increase the formation of active metabolites, if any are formed, and/or (6) decrees the production of deleterious metabolites in specific tissues and/or create a more effective drug and/or a safer drug for combination therapy, whether the combination therapy is intentional or not.

[00236] Replacement of an atom for one of its isotopes often will result in a change in the reaction rate of a chemical reaction. This phenomenon is known as the Kinetic Isotope Effect ("KIE"). For example, if a C-H bond is broken during a rate-determining step in a chemical reaction (i.e. the step with the highest transition state energy), substitution of a deuterium for that hydrogen will cause a decrease in the reaction rate and the process will slow down. This phenomenon is known as the Deuterium Kinetic Isotope Effect ("DKIE"). (See, e.g., Foster *et al.*, Adv. Drug Res., vol. 14, pp. 1-36 (1985); Kushner *et al.*, Can. J. Physiol. Pharmacol., vol. 77, pp. 79-88 (1999)).

[00237] The magnitude of the DKIE can be expressed as the ratio between the rates of a given reaction in which a C-H bond is broken, and the same reaction where deuterium is substituted for hydrogen. The DKIE can range from about 1 (no isotope effect) to very large numbers, such

as 50 or more, meaning that the reaction can be fifty, or more, times slower when deuterium is substituted for hydrogen. High DKIE values may be due in part to a phenomenon known as tunneling, which is a consequence of the uncertainty principle. Tunneling is ascribed to the small mass of a hydrogen atom, and occurs because transition states involving a proton can sometimes form in the absence of the required activation energy. Because deuterium has more mass than hydrogen, it statistically has a much lower probability of undergoing this phenomenon.

[00238] Tritium (“T”) is a radioactive isotope of hydrogen, used in research, fusion reactors, neutron generators and radiopharmaceuticals. Tritium is a hydrogen atom that has 2 neutrons in the nucleus and has an atomic weight close to 3. It occurs naturally in the environment in very low concentrations, most commonly found as T₂O. Tritium decays slowly (half-life = 12.3 years) and emits a low energy beta particle that cannot penetrate the outer layer of human skin. Internal exposure is the main hazard associated with this isotope, yet it must be ingested in large amounts to pose a significant health risk. As compared with deuterium, a lesser amount of tritium must be consumed before it reaches a hazardous level. Substitution of tritium (“T”) for hydrogen results in yet a stronger bond than deuterium and gives numerically larger isotope effects. Similarly, substitution of isotopes for other elements, including, but not limited to, ¹³C or ¹⁴C for carbon, ³³S, ³⁴S, or ³⁶S for sulfur, ¹⁵N for nitrogen, and ¹⁷O or ¹⁸O for oxygen, may lead to a similar kinetic isotope effect.

[00239] For example, the DKIE was used to decrease the hepatotoxicity of halothane by presumably limiting the production of reactive species such as trifluoroacetyl chloride. However, this method may not be applicable to all drug classes. For example, deuterium incorporation can lead to metabolic switching. The concept of metabolic switching asserts that xenogens, when sequestered by Phase I enzymes, may bind transiently and re-bind in a variety of conformations prior to the chemical reaction (e.g., oxidation). This hypothesis is supported by the relatively vast size of binding pockets in many Phase I enzymes and the promiscuous nature of many metabolic reactions. Metabolic switching can potentially lead to different proportions of known metabolites as well as altogether new metabolites. This new metabolic profile may impart more or less toxicity.

[00240] The animal body expresses a variety of enzymes for the purpose of eliminating foreign substances, such as therapeutic agents, from its circulation system. Examples of such enzymes include the cytochrome P450 enzymes (“CYPs”), esterases, proteases, reductases,

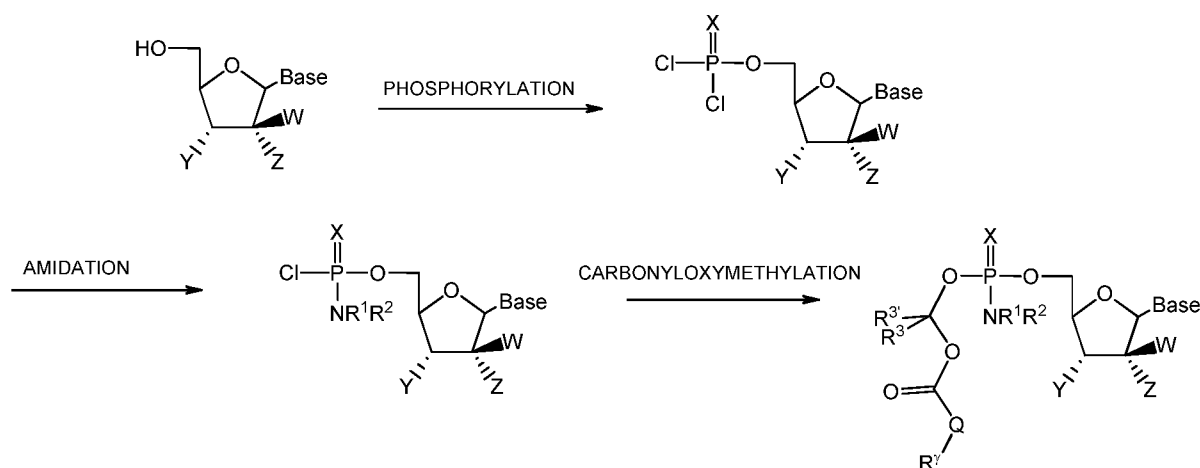
dehydrogenases, and monoamine oxidases, to react with and convert these foreign substances to more polar intermediates or metabolites for renal excretion. Some of the most common metabolic reactions of pharmaceutical compounds involve the oxidation of a carbon-hydrogen (C–H) bond to either a carbon-oxygen (C–O) or carbon-carbon (C–C) pi-bond. The resultant metabolites may be stable or unstable under physiological conditions, and can have substantially different pharmacokinetic, pharmacodynamic, and acute and long-term toxicity profiles relative to the parent compounds. For many drugs, such oxidations are rapid. These drugs therefore often require the administration of multiple or high daily doses.

[00241] Therefore, isotopic enrichment at certain positions of a compound provided herein will produce a detectable KIE that will affect the pharmacokinetic, pharmacologic, and/or toxicological profiles of a compound provided herein in comparison with a similar compound having a natural isotopic composition.

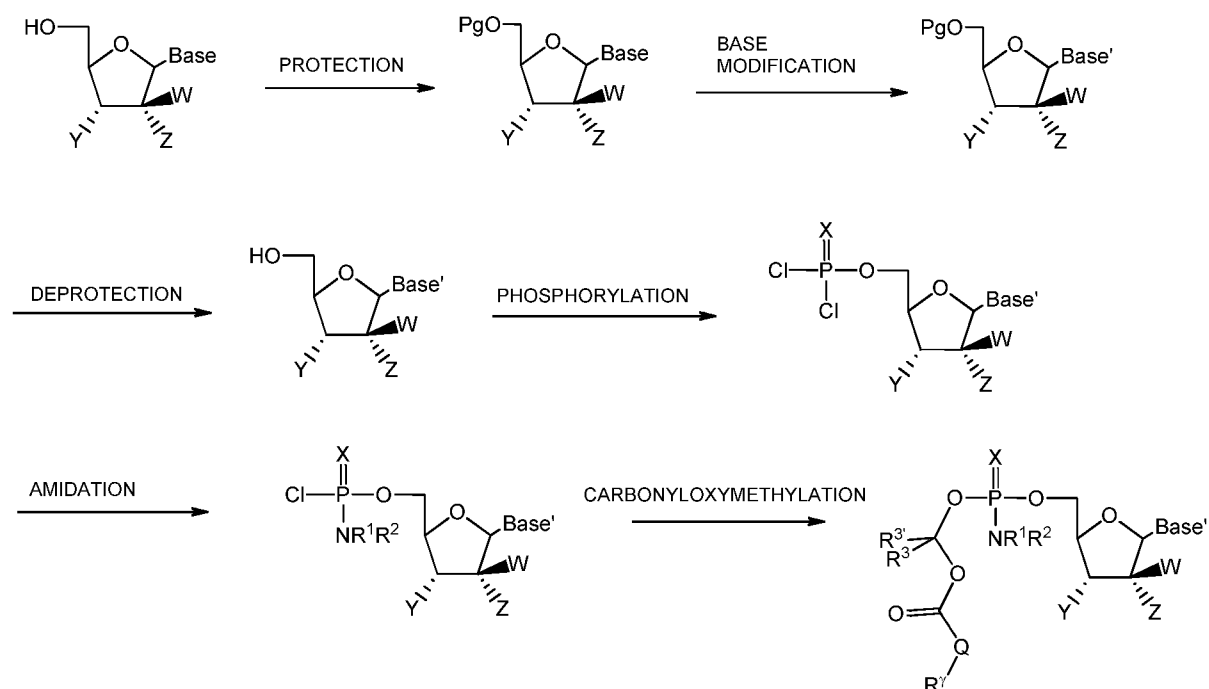
Preparation of Compounds

[00242] The compounds provided herein can be prepared, isolated or obtained by any method apparent to those of skill in the art. Exemplary methods of preparation are described in detail in the examples below. In certain embodiments, compounds provided herein can be prepared according to Scheme 1 or 2:

Scheme 1



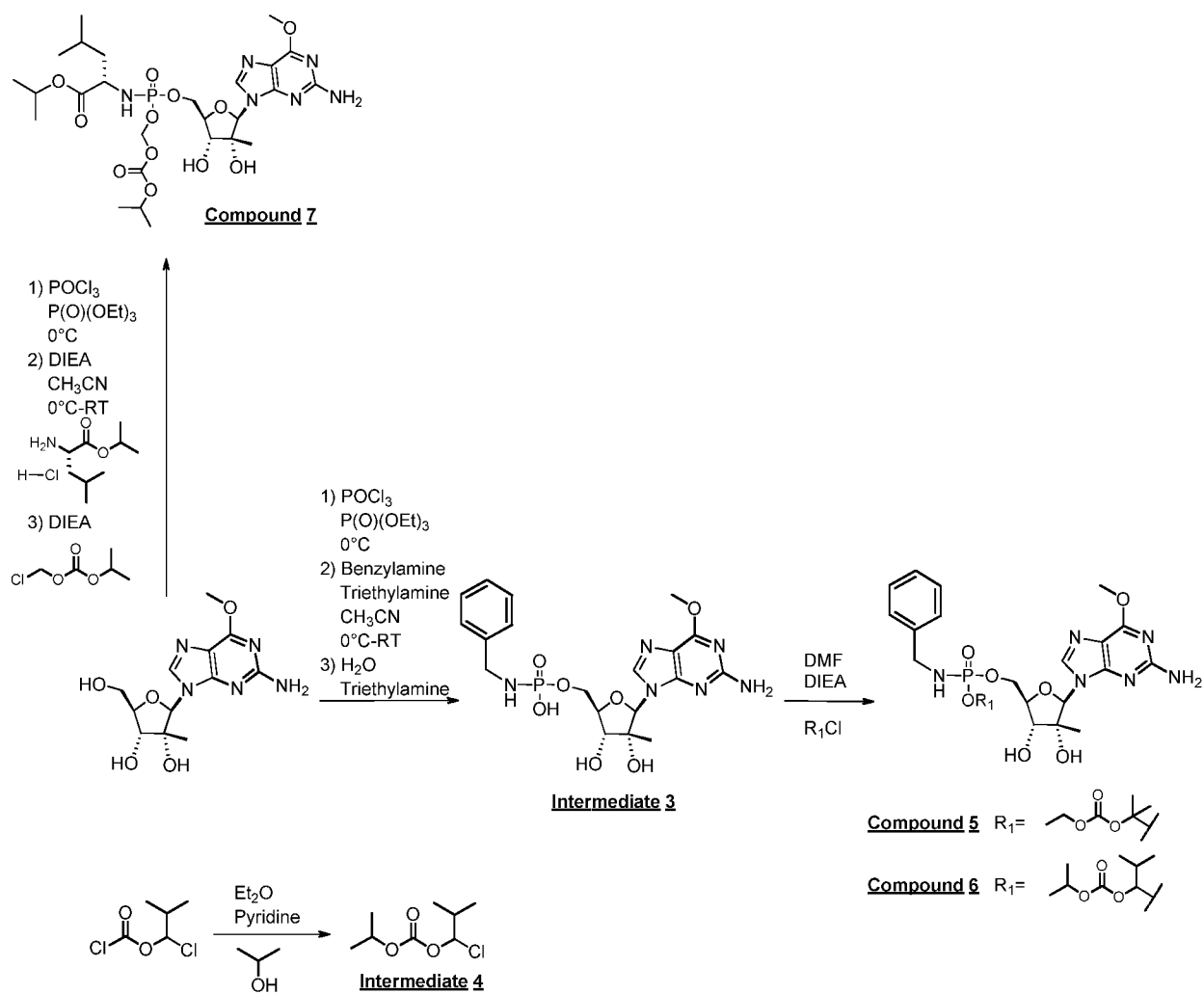
Scheme 2



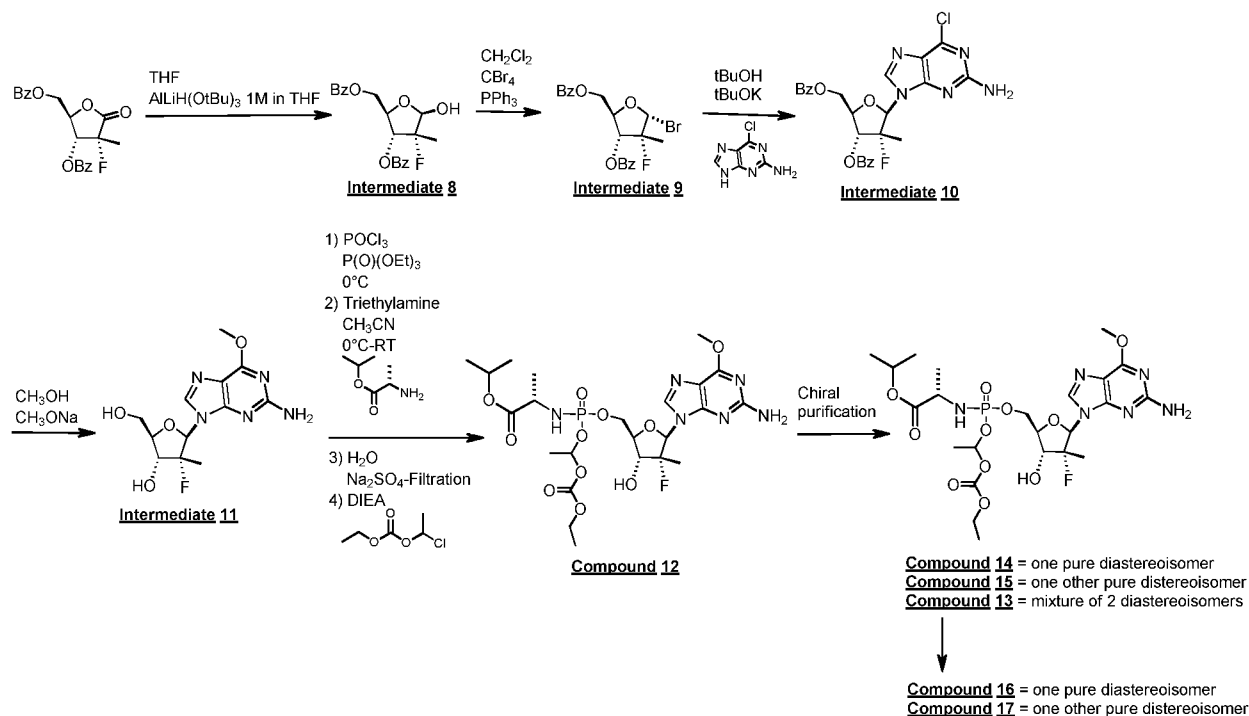
[00243] In certain embodiments, one or more protection or deprotection steps may be included in the methods of preparation described in Schemes 1 and 2, wherein X, Y, Z, W, R^γ, X, Q, R¹, R², R³ and R^{3'} are each as described herein; and Base' is the same as defined for Base.

[00244] In certain embodiments, compounds provided herein can be prepared according to Scheme 3 or 4:

Scheme 3

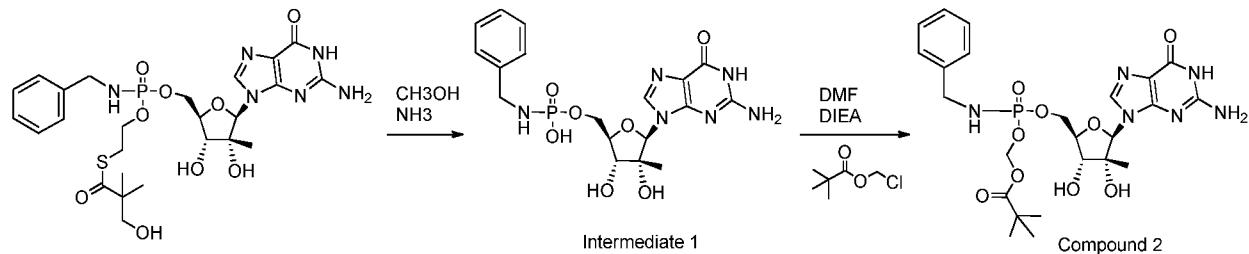


Scheme 4



[00245] Exemplary compound 2 provided herein can be prepared according to Scheme 5:

Scheme 5



[00246] In addition, certain nucleosides and analogs thereof and prodrugs thereof can be prepared according to methods described in U.S. Patent Nos. 6,812,219; 7,105,493; 7,101,861; 6,914,054; 6,555,676; 7,202,224; 7,105,499; 6,777,395; 6,914,054; 7,192,936; US publication Nos. 2005203243; 2007087960; 2007060541; 2007060505; 2007060504; 2007060503; 2007060498; 2007042991; 2007042990; 2007042940; 2007042939; 2007037735; 20090238790; and 20090169504; International Publication Nos. WO 04/003000; WO 04/022999; WO 04/002422; WO 01/90121 and WO 01/92282. Other patents/patent applications disclosing nucleoside analogs to treat hepatitis C virus that can be derivatized as described herein include: PCT/CA00/01316 (WO 01/32153; filed November 3, 2000) and PCT/CA01/00197 (WO 01/60315; filed February 19, 2001) filed by BioChem Pharma, Inc. (now Shire Biochem, Inc.); PCT/US02/01531 (WO 02/057425; filed January 18, 2002); PCT/US02/03086 (WO 02/057287; filed January 18, 2002); US 7,202,224; 7,125,855;

7,105,499 and 6,777,395 by Merck & Co., Inc.; PCT/EP01/09633 (WO 02/18404; published August 21, 2001); US 2006/0040890; 2005/0038240; 2004/0121980; 6,846,810; 6,784,166 and 6,660,721 by Roche; PCT Publication Nos. WO 01/79246 (filed April 13, 2001), WO 02/32920 (filed October 18, 2001) and WO 02/48165; US 2005/0009737 and US 2005/0009737; 7,094,770 and 6,927,291 by Pharmasset, Ltd. Contents of these references are hereby incorporated by reference in their entireties.

Pharmaceutical Compositions and Methods of Administration

[00247] Substituted carbonyloxymethylphosphoramidate compounds of a variety of therapeutic agents can be formulated into pharmaceutical compositions using methods available in the art and those disclosed herein. Such compounds can be used in some embodiments to enhance delivery of the drug to the liver. Therapeutic agents that can be derivatized to substituted carbonyloxymethylphosphoramidate compound form include any anti-viral agent that includes, or has been derivatized to include a reactive group for attachment of the substituted carbonyloxymethylphosphoramidate moiety, including but not limited to nucleosides and nucleoside analogues including acyclic nucleosides. Any of the compounds disclosed herein can be provided in the appropriate pharmaceutical composition and be administered by a suitable route of administration.

[00248] The methods provided herein encompass administering pharmaceutical compositions containing at least one compound as described herein, including a compound of general Formula I, II or III, if appropriate in the salt form, either used alone or in the form of a combination with one or more compatible and pharmaceutically acceptable carriers, such as diluents or adjuvants, or with another anti-HCV agent.

[00249] In certain embodiments, the second agent can be formulated or packaged with the compound provided herein. Of course, the second agent will only be formulated with the compound provided herein when, according to the judgment of those of skill in the art, such co-formulation should not interfere with the activity of either agent or the method of administration. In certain embodiments, the compound provided herein and the second agent are formulated separately. They can be packaged together, or packaged separately, for the convenience of the practitioner of skill in the art.

[00250] In clinical practice the active agents provided herein may be administered by any conventional route, in particular orally, parenterally, rectally or by inhalation (*e.g.* in the form of aerosols). In certain embodiments, the compound provided herein is administered orally.

[00251] Use may be made, as solid compositions for oral administration, of tablets, pills, hard gelatin capsules, powders or granules. In these compositions, the active product is mixed with one or more inert diluents or adjuvants, such as sucrose, lactose or starch.

[00252] These compositions can comprise substances other than diluents, for example a lubricant, such as magnesium stearate, or a coating intended for controlled release.

[00253] Use may be made, as liquid compositions for oral administration, of solutions which are pharmaceutically acceptable, suspensions, emulsions, syrups and elixirs containing inert diluents, such as water or liquid paraffin. These compositions can also comprise substances other than diluents, for example wetting, sweetening or flavoring products.

[00254] The compositions for parenteral administration can be emulsions or sterile solutions. Use may be made, as solvent or vehicle, of propylene glycol, a polyethylene glycol, vegetable oils, in particular olive oil, or injectable organic esters, for example ethyl oleate. These compositions can also contain adjuvants, in particular wetting, isotonizing, emulsifying, dispersing and stabilizing agents. Sterilization can be carried out in several ways, for example using a bacteriological filter, by radiation or by heating. They can also be prepared in the form of sterile solid compositions which can be dissolved at the time of use in sterile water or any other injectable sterile medium.

[00255] The compositions for rectal administration are suppositories or rectal capsules which contain, in addition to the active principle, excipients such as cocoa butter, semi-synthetic glycerides or polyethylene glycols.

[00256] The compositions can also be aerosols. For use in the form of liquid aerosols, the compositions can be stable sterile solutions or solid compositions dissolved at the time of use in apyrogenic sterile water, in saline or any other pharmaceutically acceptable vehicle. For use in the form of dry aerosols intended to be directly inhaled, the active principle is finely divided and combined with a water-soluble solid diluent or vehicle, for example dextran, mannitol or lactose.

[00257] In certain embodiments, a composition provided herein is a pharmaceutical composition or a single unit dosage form. Pharmaceutical compositions and single unit dosage forms provided herein comprise a prophylactically or therapeutically effective amount of one or more prophylactic or therapeutic agents (*e.g.*, a compound provided herein, or other prophylactic or therapeutic agent), and a typically one or more pharmaceutically acceptable carriers or excipients. In a specific embodiment and in this context, the term “pharmaceutically acceptable” means approved by a regulatory agency of the Federal or a state government or

listed in the U.S. Pharmacopeia or other generally recognized pharmacopeia for use in animals, and more particularly in humans. The term “carrier” includes a diluent, adjuvant (*e.g.*, Freund’s adjuvant (complete and incomplete)), excipient, or vehicle with which the therapeutic is administered. Such pharmaceutical carriers can be sterile liquids, such as water and oils, including those of petroleum, animal, vegetable or synthetic origin, such as peanut oil, soybean oil, mineral oil, sesame oil and the like. Water can be used as a carrier when the pharmaceutical composition is administered intravenously. Saline solutions and aqueous dextrose and glycerol solutions can also be employed as liquid carriers, particularly for injectable solutions. Examples of suitable pharmaceutical carriers are described in “Remington’s Pharmaceutical Sciences” by E.W. Martin.

[00258] Typical pharmaceutical compositions and dosage forms comprise one or more excipients. Suitable excipients are well-known to those skilled in the art of pharmacy, and non limiting examples of suitable excipients include starch, glucose, lactose, sucrose, gelatin, malt, rice, flour, chalk, silica gel, sodium stearate, glycerol monostearate, talc, sodium chloride, dried skim milk, glycerol, propylene, glycol, water, ethanol and the like. Whether a particular excipient is suitable for incorporation into a pharmaceutical composition or dosage form depends on a variety of factors well known in the art including, but not limited to, the way in which the dosage form will be administered to a subject and the specific active ingredients in the dosage form. The composition or single unit dosage form, if desired, can also contain minor amounts of wetting or emulsifying agents, or pH buffering agents.

[00259] Lactose free compositions provided herein can comprise excipients that are well known in the art and are listed, for example, in the U.S. Pharmacopia (USP) SP (XXI)/NF (XVI). In general, lactose free compositions comprise an active ingredient, a binder/filler, and a lubricant in pharmaceutically compatible and pharmaceutically acceptable amounts. Exemplary lactose free dosage forms comprise an active ingredient, microcrystalline cellulose, pre gelatinized starch, and magnesium stearate.

[00260] Further encompassed herein are anhydrous pharmaceutical compositions and dosage forms comprising active ingredients, since water can facilitate the degradation of some compounds. For example, the addition of water (*e.g.*, 5%) is widely accepted in the pharmaceutical arts as a means of simulating long term storage in order to determine characteristics such as shelf life or the stability of formulations over time. See, *e.g.*, Jens T. Carstensen, *Drug Stability: Principles & Practice*, 2d. Ed., Marcel Dekker, NY, NY, 1995, pp.

379 80. In effect, water and heat accelerate the decomposition of some compounds. Thus, the effect of water on a formulation can be of great significance since moisture and/or humidity are commonly encountered during manufacture, handling, packaging, storage, shipment, and use of formulations.

[00261] Anhydrous pharmaceutical compositions and dosage forms provided herein can be prepared using anhydrous or low moisture containing ingredients and low moisture or low humidity conditions. Pharmaceutical compositions and dosage forms that comprise lactose and at least one active ingredient that comprises a primary or secondary amine can be anhydrous if substantial contact with moisture and/or humidity during manufacturing, packaging, and/or storage is expected.

[00262] An anhydrous pharmaceutical composition should be prepared and stored such that its anhydrous nature is maintained. Accordingly, anhydrous compositions can be packaged using materials known to prevent exposure to water such that they can be included in suitable formulary kits. Examples of suitable packaging include, but are not limited to, hermetically sealed foils, plastics, unit dose containers (*e.g.*, vials), blister packs, and strip packs.

[00263] Further provided are pharmaceutical compositions and dosage forms that comprise one or more compounds that reduce the rate by which an active ingredient will decompose. Such compounds, which are referred to herein as “stabilizers,” include, but are not limited to, antioxidants such as ascorbic acid, pH buffers, or salt buffers.

[00264] The pharmaceutical compositions and single unit dosage forms can take the form of solutions, suspensions, emulsion, tablets, pills, capsules, powders, sustained-release formulations and the like. Oral formulation can include standard carriers such as pharmaceutical grades of mannitol, lactose, starch, magnesium stearate, sodium saccharine, cellulose, magnesium carbonate, etc. Such compositions and dosage forms will contain a prophylactically or therapeutically effective amount of a prophylactic or therapeutic agent, in certain embodiments, in purified form, together with a suitable amount of carrier so as to provide the form for proper administration to the subject. The formulation should suit the mode of administration. In a certain embodiment, the pharmaceutical compositions or single unit dosage forms are sterile and in suitable form for administration to a subject, for example, an animal subject, such as a mammalian subject, for example, a human subject.

[00265] A pharmaceutical composition is formulated to be compatible with its intended route of administration. Examples of routes of administration include, but are not limited to,

parenteral, *e.g.*, intravenous, intradermal, subcutaneous, intramuscular, subcutaneous, oral, buccal, sublingual, inhalation, intranasal, transdermal, topical, transmucosal, intra-tumoral, intra-synovial and rectal administration. In a specific embodiment, the composition is formulated in accordance with routine procedures as a pharmaceutical composition adapted for intravenous, subcutaneous, intramuscular, oral, intranasal or topical administration to human beings. In an embodiment, a pharmaceutical composition is formulated in accordance with routine procedures for subcutaneous administration to human beings. Typically, compositions for intravenous administration are solutions in sterile isotonic aqueous buffer. Where necessary, the composition may also include a solubilizing agent and a local anesthetic such as lignocaine to ease pain at the site of the injection.

[00266] Examples of dosage forms include, but are not limited to: tablets; caplets; capsules, such as soft elastic gelatin capsules; cachets; troches; lozenges; dispersions; suppositories; ointments; cataplasms (poultices); pastes; powders; dressings; creams; plasters; solutions; patches; aerosols (*e.g.*, nasal sprays or inhalers); gels; liquid dosage forms suitable for oral or mucosal administration to a subject, including suspensions (*e.g.*, aqueous or non aqueous liquid suspensions, oil in water emulsions, or a water in oil liquid emulsions), solutions, and elixirs; liquid dosage forms suitable for parenteral administration to a subject; and sterile solids (*e.g.*, crystalline or amorphous solids) that can be reconstituted to provide liquid dosage forms suitable for parenteral administration to a subject.

[00267] The composition, shape, and type of dosage forms provided herein will typically vary depending on their use. For example, a dosage form used in the initial treatment of viral infection may contain larger amounts of one or more of the active ingredients it comprises than a dosage form used in the maintenance treatment of the same infection. Similarly, a parenteral dosage form may contain smaller amounts of one or more of the active ingredients it comprises than an oral dosage form used to treat the same disease or disorder. These and other ways in which specific dosage forms encompassed herein will vary from one another will be readily apparent to those skilled in the art. See, *e.g.*, Remington's Pharmaceutical Sciences, 20th ed., Mack Publishing, Easton PA (2000).

[00268] Generally, the ingredients of compositions are supplied either separately or mixed together in unit dosage form, for example, as a dry lyophilized powder or water free concentrate in a hermetically sealed container such as an ampoule or sachette indicating the quantity of active agent. Where the composition is to be administered by infusion, it can be dispensed with

an infusion bottle containing sterile pharmaceutical grade water or saline. Where the composition is administered by injection, an ampoule of sterile water for injection or saline can be provided so that the ingredients may be mixed prior to administration.

[00269] Typical dosage forms comprise a compound provided herein, or a pharmaceutically acceptable salt, solvate or hydrate thereof lie within the range of from about 0.1 mg to about 1000 mg per day, given as a single once-a-day dose in the morning or as divided doses throughout the day taken with food. Particular dosage forms can have about 0.1, 0.2, 0.3, 0.4, 0.5, 1.0, 2.0, 2.5, 5.0, 10.0, 15.0, 20.0, 25.0, 50.0, 100, 200, 250, 500 or 1000 mg of the active compound.

Oral Dosage Forms

[00270] Pharmaceutical compositions that are suitable for oral administration can be presented as discrete dosage forms, such as, but are not limited to, tablets (*e.g.*, chewable tablets), caplets, capsules, and liquids (*e.g.*, flavored syrups). Such dosage forms contain predetermined amounts of active ingredients, and may be prepared by methods of pharmacy well known to those skilled in the art. See generally, Remington's Pharmaceutical Sciences, 20th ed., Mack Publishing, Easton PA (2000).

[00271] In certain embodiments, the oral dosage forms are solid and prepared under anhydrous conditions with anhydrous ingredients, as described in detail in the sections above. However, the scope of the compositions provided herein extends beyond anhydrous, solid oral dosage forms. As such, further forms are described herein.

[00272] Typical oral dosage forms are prepared by combining the active ingredient(s) in an intimate admixture with at least one excipient according to conventional pharmaceutical compounding techniques. Excipients can take a wide variety of forms depending on the form of preparation desired for administration. For example, excipients suitable for use in oral liquid or aerosol dosage forms include, but are not limited to, water, glycols, oils, alcohols, flavoring agents, preservatives, and coloring agents. Examples of excipients suitable for use in solid oral dosage forms (*e.g.*, powders, tablets, capsules, and caplets) include, but are not limited to, starches, sugars, micro crystalline cellulose, diluents, granulating agents, lubricants, binders, and disintegrating agents.

[00273] Because of their ease of administration, tablets and capsules represent the most advantageous oral dosage unit forms, in which case solid excipients are employed. If desired, tablets can be coated by standard aqueous or nonaqueous techniques. Such dosage forms can be

prepared by any of the methods of pharmacy. In general, pharmaceutical compositions and dosage forms are prepared by uniformly and intimately admixing the active ingredients with liquid carriers, finely divided solid carriers, or both, and then shaping the product into the desired presentation if necessary.

[00274] For example, a tablet can be prepared by compression or molding. Compressed tablets can be prepared by compressing in a suitable machine the active ingredients in a free flowing form such as powder or granules, optionally mixed with an excipient. Molded tablets can be made by molding in a suitable machine a mixture of the powdered compound moistened with an inert liquid diluent.

[00275] Examples of excipients that can be used in oral dosage forms include, but are not limited to, binders, fillers, disintegrants, and lubricants. Binders suitable for use in pharmaceutical compositions and dosage forms include, but are not limited to, corn starch, potato starch, or other starches, gelatin, natural and synthetic gums such as acacia, sodium alginate, alginic acid, other alginates, powdered tragacanth, guar gum, cellulose and its derivatives (*e.g.*, ethyl cellulose, cellulose acetate, carboxymethyl cellulose calcium, sodium carboxymethyl cellulose), polyvinyl pyrrolidone, methyl cellulose, pre gelatinized starch, hydroxypropyl methyl cellulose, (*e.g.*, Nos. 2208, 2906, 2910), microcrystalline cellulose, and mixtures thereof.

[00276] Examples of fillers suitable for use in the pharmaceutical compositions and dosage forms disclosed herein include, but are not limited to, talc, calcium carbonate (*e.g.*, granules or powder), microcrystalline cellulose, powdered cellulose, dextrates, kaolin, mannitol, silicic acid, sorbitol, starch, pre gelatinized starch, and mixtures thereof. The binder or filler in pharmaceutical compositions is typically present in from about 50 to about 99 weight percent of the pharmaceutical composition or dosage form.

[00277] Suitable forms of microcrystalline cellulose include, but are not limited to, the materials sold as AVICEL PH 101, AVICEL PH 103 AVICEL RC 581, AVICEL PH 105 (available from FMC Corporation, American Viscose Division, Avicel Sales, Marcus Hook, PA), and mixtures thereof. An specific binder is a mixture of microcrystalline cellulose and sodium carboxymethyl cellulose sold as AVICEL RC 581. Suitable anhydrous or low moisture excipients or additives include AVICEL PH 103TM and Starch 1500 LM.

[00278] Disintegrants are used in the compositions to provide tablets that disintegrate when exposed to an aqueous environment. Tablets that contain too much disintegrant may

disintegrate in storage, while those that contain too little may not disintegrate at a desired rate or under the desired conditions. Thus, a sufficient amount of disintegrant that is neither too much nor too little to detrimentally alter the release of the active ingredients should be used to form solid oral dosage forms. The amount of disintegrant used varies based upon the type of formulation, and is readily discernible to those of ordinary skill in the art. Typical pharmaceutical compositions comprise from about 0.5 to about 15 weight percent of disintegrant, specifically from about 1 to about 5 weight percent of disintegrant.

[00279] Disintegrants that can be used in pharmaceutical compositions and dosage forms include, but are not limited to, agar, alginic acid, calcium carbonate, microcrystalline cellulose, croscarmellose sodium, crospovidone, polacrilin potassium, sodium starch glycolate, potato or tapioca starch, pre gelatinized starch, other starches, clays, other alginates, other celluloses, gums, and mixtures thereof.

[00280] Lubricants that can be used in pharmaceutical compositions and dosage forms include, but are not limited to, calcium stearate, magnesium stearate, mineral oil, light mineral oil, glycerin, sorbitol, mannitol, polyethylene glycol, other glycols, stearic acid, sodium lauryl sulfate, talc, hydrogenated vegetable oil (*e.g.*, peanut oil, cottonseed oil, sunflower oil, sesame oil, olive oil, corn oil, and soybean oil), zinc stearate, ethyl oleate, ethyl laureate, agar, and mixtures thereof. Additional lubricants include, for example, a syloid silica gel (AEROSIL 200, manufactured by W.R. Grace Co. of Baltimore, MD), a coagulated aerosol of synthetic silica (marketed by Degussa Co. of Plano, TX), CAB O SIL (a pyrogenic silicon dioxide product sold by Cabot Co. of Boston, MA), and mixtures thereof. If used at all, lubricants are typically used in an amount of less than about 1 weight percent of the pharmaceutical compositions or dosage forms into which they are incorporated.

Delayed Release Dosage Forms

[00281] Active ingredients such as the compounds provided herein can be administered by controlled release means or by delivery devices that are well known to those of ordinary skill in the art. Examples include, but are not limited to, those described in U.S. Patent Nos.: 3,845,770; 3,916,899; 3,536,809; 3,598,123; and 4,008,719; 5,674,533; 5,059,595; 5,591,767; 5,120,548; 5,073,543; 5,639,476; 5,354,556; 5,639,480; 5,733,566; 5,739,108; 5,891,474; 5,922,356; 5,972,891; 5,980,945; 5,993,855; 6,045,830; 6,087,324; 6,113,943; 6,197,350; 6,248,363; 6,264,970; 6,267,981; 6,376,461; 6,419,961; 6,589,548; 6,613,358; and 6,699,500; each of which is incorporated herein by reference in its entirety. Such dosage forms can be used

to provide slow or controlled release of one or more active ingredients using, for example, hydropropylmethyl cellulose, other polymer matrices, gels, permeable membranes, osmotic systems, multilayer coatings, microparticles, liposomes, microspheres, or a combination thereof to provide the desired release profile in varying proportions. Suitable controlled release formulations known to those of ordinary skill in the art, including those described herein, can be readily selected for use with the active ingredients provided herein. Thus encompassed herein are single unit dosage forms suitable for oral administration such as, but not limited to, tablets, capsules, gelcaps, and caplets that are adapted for controlled release.

[00282] All controlled release pharmaceutical products have a common goal of improving drug therapy over that achieved by their non controlled counterparts. Ideally, the use of an optimally designed controlled release preparation in medical treatment is characterized by a minimum of drug substance being employed to cure or control the condition in a minimum amount of time. Advantages of controlled release formulations include extended activity of the drug, reduced dosage frequency, and increased subject compliance. In addition, controlled release formulations can be used to affect the time of onset of action or other characteristics, such as blood levels of the drug, and can thus affect the occurrence of side (*e.g.*, adverse) effects.

[00283] Most controlled release formulations are designed to initially release an amount of drug (active ingredient) that promptly produces the desired therapeutic effect, and gradually and continually release of other amounts of drug to maintain this level of therapeutic or prophylactic effect over an extended period of time. In order to maintain this constant level of drug in the body, the drug must be released from the dosage form at a rate that will replace the amount of drug being metabolized and excreted from the body. Controlled release of an active ingredient can be stimulated by various conditions including, but not limited to, pH, temperature, enzymes, water, or other physiological conditions or compounds.

[00284] In certain embodiments, the drug may be administered using intravenous infusion, an implantable osmotic pump, a transdermal patch, liposomes, or other modes of administration. In certain embodiments, a pump may be used (*see*, Sefton, *CRC Crit. Ref. Biomed. Eng.* 14:201 (1987); Buchwald *et al.*, *Surgery* 88:507 (1980); Saudek *et al.*, *N. Engl. J. Med.* 321:574 (1989)). In another embodiment, polymeric materials can be used. In yet another embodiment, a controlled release system can be placed in a subject at an appropriate site determined by a practitioner of skill, *i.e.*, thus requiring only a fraction of the systemic dose (*see, e.g.*, Goodson, *Medical Applications of Controlled Release*, vol. 2, pp. 115-138 (1984)). Other controlled

release systems are discussed in the review by Langer (*Science* 249:1527-1533 (1990)). The active ingredient can be dispersed in a solid inner matrix, *e.g.*, polymethylmethacrylate, polybutylmethacrylate, plasticized or unplasticized polyvinylchloride, plasticized nylon, plasticized polyethyleneterephthalate, natural rubber, polyisoprene, polyisobutylene, polybutadiene, polyethylene, ethylene-vinylacetate copolymers, silicone rubbers, polydimethylsiloxanes, silicone carbonate copolymers, hydrophilic polymers such as hydrogels of esters of acrylic and methacrylic acid, collagen, cross-linked polyvinylalcohol and cross-linked partially hydrolyzed polyvinyl acetate, that is surrounded by an outer polymeric membrane, *e.g.*, polyethylene, polypropylene, ethylene/propylene copolymers, ethylene/ethyl acrylate copolymers, ethylene/vinylacetate copolymers, silicone rubbers, polydimethyl siloxanes, neoprene rubber, chlorinated polyethylene, polyvinylchloride, vinylchloride copolymers with vinyl acetate, vinylidene chloride, ethylene and propylene, ionomer polyethylene terephthalate, butyl rubber epichlorohydrin rubbers, ethylene/vinyl alcohol copolymer, ethylene/vinyl acetate/vinyl alcohol terpolymer, and ethylene/vinyloxyethanol copolymer, that is insoluble in body fluids. The active ingredient then diffuses through the outer polymeric membrane in a release rate controlling step. The percentage of active ingredient in such parenteral compositions is highly dependent on the specific nature thereof, as well as the needs of the subject.

Parenteral Dosage Forms

[00285] In certain embodiments, provided are parenteral dosage forms. Parenteral dosage forms can be administered to subjects by various routes including, but not limited to, subcutaneous, intravenous (including bolus injection), intramuscular, and intraarterial. Because their administration typically bypasses subjects' natural defenses against contaminants, parenteral dosage forms are typically, sterile or capable of being sterilized prior to administration to a subject. Examples of parenteral dosage forms include, but are not limited to, solutions ready for injection, dry products ready to be dissolved or suspended in a pharmaceutically acceptable vehicle for injection, suspensions ready for injection, and emulsions.

[00286] Suitable vehicles that can be used to provide parenteral dosage forms are well known to those skilled in the art. Examples include, but are not limited to: Water for Injection USP; aqueous vehicles such as, but not limited to, Sodium Chloride Injection, Ringer's Injection, Dextrose Injection, Dextrose and Sodium Chloride Injection, and Lactated Ringer's Injection; water miscible vehicles such as, but not limited to, ethyl alcohol, polyethylene glycol, and

polypropylene glycol; and non aqueous vehicles such as, but not limited to, corn oil, cottonseed oil, peanut oil, sesame oil, ethyl oleate, isopropyl myristate, and benzyl benzoate.

[00287] Compounds that increase the solubility of one or more of the active ingredients disclosed herein can also be incorporated into the parenteral dosage forms.

Transdermal, Topical & Mucosal Dosage Forms

[00288] Also provided are transdermal, topical, and mucosal dosage forms. Transdermal, topical, and mucosal dosage forms include, but are not limited to, ophthalmic solutions, sprays, aerosols, creams, lotions, ointments, gels, solutions, emulsions, suspensions, or other forms known to one of skill in the art. See, *e.g.*, Remington's Pharmaceutical Sciences, 16th, 18th and 20th eds., Mack Publishing, Easton PA (1980, 1990 & 2000); and Introduction to Pharmaceutical Dosage Forms, 4th ed., Lea & Febiger, Philadelphia (1985). Dosage forms suitable for treating mucosal tissues within the oral cavity can be formulated as mouthwashes or as oral gels. Further, transdermal dosage forms include "reservoir type" or "matrix type" patches, which can be applied to the skin and worn for a specific period of time to permit the penetration of a desired amount of active ingredients.

[00289] Suitable excipients (*e.g.*, carriers and diluents) and other materials that can be used to provide transdermal, topical, and mucosal dosage forms encompassed herein are well known to those skilled in the pharmaceutical arts, and depend on the particular tissue to which a given pharmaceutical composition or dosage form will be applied. With that fact in mind, typical excipients include, but are not limited to, water, acetone, ethanol, ethylene glycol, propylene glycol, butane 1,3 diol, isopropyl myristate, isopropyl palmitate, mineral oil, and mixtures thereof to form lotions, tinctures, creams, emulsions, gels or ointments, which are non toxic and pharmaceutically acceptable. Moisturizers or humectants can also be added to pharmaceutical compositions and dosage forms if desired. Examples of such additional ingredients are well known in the art. See, *e.g.*, Remington's Pharmaceutical Sciences, 16th, 18th and 20th eds., Mack Publishing, Easton PA (1980, 1990 & 2000).

[00290] Depending on the specific tissue to be treated, additional components may be used prior to, in conjunction with, or subsequent to treatment with active ingredients provided. For example, penetration enhancers can be used to assist in delivering the active ingredients to the tissue. Suitable penetration enhancers include, but are not limited to: acetone; various alcohols such as ethanol, oleyl, and tetrahydrofuryl; alkyl sulfoxides such as dimethyl sulfoxide; dimethyl acetamide; dimethyl formamide; polyethylene glycol; pyrrolidones such as

polyvinylpyrrolidone; Kollidon grades (Povidone, Polyvidone); urea; and various water soluble or insoluble sugar esters such as Tween 80 (polysorbate 80) and Span 60 (sorbitan monostearate).

[00291] The pH of a pharmaceutical composition or dosage form, or of the tissue to which the pharmaceutical composition or dosage form is applied, may also be adjusted to improve delivery of one or more active ingredients. Similarly, the polarity of a solvent carrier, its ionic strength, or tonicity can be adjusted to improve delivery. Compounds such as stearates can also be added to pharmaceutical compositions or dosage forms to advantageously alter the hydrophilicity or lipophilicity of one or more active ingredients so as to improve delivery. In this regard, stearates can serve as a lipid vehicle for the formulation, as an emulsifying agent or surfactant, and as a delivery enhancing or penetration enhancing agent. Different salts, hydrates or solvates of the active ingredients can be used to further adjust the properties of the resulting composition.

Dosage and Unit Dosage Forms

[00292] In human therapeutics, the doctor will determine the posology which he considers most appropriate according to a preventive or curative treatment and according to the age, weight, stage of the infection and other factors specific to the subject to be treated. In certain embodiments, doses are from about 1 to about 1000 mg per day for an adult, or from about 5 to about 250 mg per day or from about 10 to 50 mg per day for an adult. In certain embodiments, doses are from about 5 to about 400 mg per day or 25 to 200 mg per day per adult. In certain embodiments, dose rates of from about 50 to about 500 mg per day are also contemplated.

[00293] In further aspects, provided are methods of treating or preventing an HCV infection in a subject by administering, to a subject in need thereof, an effective amount of a compound provided herein, or a pharmaceutically acceptable salt thereof. The amount of the compound or composition which will be effective in the prevention or treatment of a disorder or one or more symptoms thereof will vary with the nature and severity of the disease or condition, and the route by which the active ingredient is administered. The frequency and dosage will also vary according to factors specific for each subject depending on the specific therapy (*e.g.*, therapeutic or prophylactic agents) administered, the severity of the disorder, disease, or condition, the route of administration, as well as age, body, weight, response, and the past medical history of the subject. Effective doses may be extrapolated from dose-response curves derived from *in vitro* or animal model test systems.

[00294] In certain embodiments, exemplary doses of a composition include milligram or microgram amounts of the active compound per kilogram of subject or sample weight (*e.g.*, about 10 micrograms per kilogram to about 50 milligrams per kilogram, about 100 micrograms per kilogram to about 25 milligrams per kilogram, or about 100 microgram per kilogram to about 10 milligrams per kilogram). For compositions provided herein, in certain embodiments, the dosage administered to a subject is 0.140 mg/kg to 3 mg/kg of the subject's body weight, based on weight of the active compound. In certain embodiments, the dosage administered to a subject is between 0.20 mg/kg and 2.00 mg/kg, or between 0.30 mg/kg and 1.50 mg/kg of the subject's body weight.

[00295] In certain embodiments, the recommended daily dose range of a composition provided herein for the conditions described herein lie within the range of from about 0.1 mg to about 1000 mg per day, given as a single once-a-day dose or as divided doses throughout a day. In certain embodiments, the daily dose is administered twice daily in equally divided doses. In certain embodiments, a daily dose range should be from about 10 mg to about 200 mg per day, in other embodiments, between about 10 mg and about 150 mg per day, in further embodiments, between about 25 and about 100 mg per day. It may be necessary to use dosages of the active ingredient outside the ranges disclosed herein in some cases, as will be apparent to those of ordinary skill in the art. Furthermore, it is noted that the clinician or treating physician will know how and when to interrupt, adjust, or terminate therapy in conjunction with subject response.

[00296] Different therapeutically effective amounts may be applicable for different diseases and conditions, as will be readily known by those of ordinary skill in the art. Similarly, amounts sufficient to prevent, manage, treat or ameliorate such disorders, but insufficient to cause, or sufficient to reduce, adverse effects associated with the composition provided herein are also encompassed by the above described dosage amounts and dose frequency schedules. Further, when a subject is administered multiple dosages of a composition provided herein, not all of the dosages need be the same. For example, the dosage administered to the subject may be increased to improve the prophylactic or therapeutic effect of the composition or it may be decreased to reduce one or more side effects that a particular subject is experiencing.

[00297] In certain embodiment, the dosage of the composition provided herein, based on weight of the active compound, administered to prevent, treat, manage, or ameliorate a disorder, or one or more symptoms thereof in a subject is 0.1 mg/kg, 1 mg/kg, 2 mg/kg, 3 mg/kg, 4

mg/kg, 5 mg/kg, 6 mg/kg, 10 mg/kg, or 15 mg/kg or more of a subject's body weight. In another embodiment, the dosage of the composition or a composition provided herein administered to prevent, treat, manage, or ameliorate a disorder, or one or more symptoms thereof in a subject is a unit dose of 0.1 mg to 200 mg, 0.1 mg to 100 mg, 0.1 mg to 50 mg, 0.1 mg to 25 mg, 0.1 mg to 20 mg, 0.1 mg to 15 mg, 0.1 mg to 10 mg, 0.1 mg to 7.5 mg, 0.1 mg to 5 mg, 0.1 to 2.5 mg, 0.25 mg to 20 mg, 0.25 to 15 mg, 0.25 to 12 mg, 0.25 to 10 mg, 0.25 mg to 7.5 mg, 0.25 mg to 5 mg, 0.5 mg to 2.5 mg, 1 mg to 20 mg, 1 mg to 15 mg, 1 mg to 12 mg, 1 mg to 10 mg, 1 mg to 7.5 mg, 1 mg to 5 mg, or 1 mg to 2.5 mg.

[00298] In certain embodiments, treatment or prevention can be initiated with one or more loading doses of a compound or composition provided herein followed by one or more maintenance doses. In such embodiments, the loading dose can be, for instance, about 60 to about 400 mg per day, or about 100 to about 200 mg per day for one day to five weeks. The loading dose can be followed by one or more maintenance doses. In certain embodiments, each maintenance dose is, independently, about from about 10 mg to about 200 mg per day, between about 25 mg and about 150 mg per day, or between about 25 and about 80 mg per day. Maintenance doses can be administered daily and can be administered as single doses, or as divided doses.

[00299] In certain embodiments, a dose of a compound or composition provided herein can be administered to achieve a steady-state concentration of the active ingredient in blood or serum of the subject. The steady-state concentration can be determined by measurement according to techniques available to those of skill or can be based on the physical characteristics of the subject such as height, weight and age. In certain embodiments, a sufficient amount of a compound or composition provided herein is administered to achieve a steady-state concentration in blood or serum of the subject of from about 300 to about 4000 ng/mL, from about 400 to about 1600 ng/mL, or from about 600 to about 1200 ng/mL. In some embodiments, loading doses can be administered to achieve steady-state blood or serum concentrations of about 1200 to about 8000 ng/mL, or about 2000 to about 4000 ng/mL for one to five days. In certain embodiments, maintenance doses can be administered to achieve a steady-state concentration in blood or serum of the subject of from about 300 to about 4000 ng/mL, from about 400 to about 1600 ng/mL, or from about 600 to about 1200 ng/mL.

[00300] In certain embodiments, administration of the same composition may be repeated and the administrations may be separated by at least 1 day, 2 days, 3 days, 5 days, 10 days, 15 days,

30 days, 45 days, 2 months, 75 days, 3 months, or 6 months. In other embodiments, administration of the same prophylactic or therapeutic agent may be repeated and the administration may be separated by at least at least 1 day, 2 days, 3 days, 5 days, 10 days, 15 days, 30 days, 45 days, 2 months, 75 days, 3 months, or 6 months.

[00301] In certain aspects, provided herein are unit dosages comprising a compound, or a pharmaceutically acceptable salt thereof, in a form suitable for administration. Such forms are described in detail above. In certain embodiments, the unit dosage comprises 1 to 1000 mg, 5 to 250 mg or 10 to 50 mg active ingredient. In particular embodiments, the unit dosages comprise about 1, 5, 10, 25, 50, 100, 125, 250, 500 or 1000 mg active ingredient. Such unit dosages can be prepared according to techniques familiar to those of skill in the art.

[00302] The dosages of the second agents are to be used in the combination therapies provided herein. In certain embodiments, dosages lower than those which have been or are currently being used to prevent or treat HCV infection are used in the combination therapies provided herein. The recommended dosages of second agents can be obtained from the knowledge of those of skill. For those second agents that are approved for clinical use, recommended dosages are described in, for example, Hardman *et al.*, eds., 1996, Goodman & Gilman's The Pharmacological Basis Of Basis Of Therapeutics 9th Ed, Mc-Graw-Hill, New York; Physician's Desk Reference (PDR) 57th Ed., 2003, Medical Economics Co., Inc., Montvale, NJ, which are incorporated herein by reference in its entirety.

[00303] In various embodiments, the therapies (*e.g.*, a compound provided herein and the second agent) are administered less than 5 minutes apart, less than 30 minutes apart, 1 hour apart, at about 1 hour apart, at about 1 to about 2 hours apart, at about 2 hours to about 3 hours apart, at about 3 hours to about 4 hours apart, at about 4 hours to about 5 hours apart, at about 5 hours to about 6 hours apart, at about 6 hours to about 7 hours apart, at about 7 hours to about 8 hours apart, at about 8 hours to about 9 hours apart, at about 9 hours to about 10 hours apart, at about 10 hours to about 11 hours apart, at about 11 hours to about 12 hours apart, at about 12 hours to 18 hours apart, 18 hours to 24 hours apart, 24 hours to 36 hours apart, 36 hours to 48 hours apart, 48 hours to 52 hours apart, 52 hours to 60 hours apart, 60 hours to 72 hours apart, 72 hours to 84 hours apart, 84 hours to 96 hours apart, or 96 hours to 120 hours part. In various embodiments, the therapies are administered no more than 24 hours apart or no more than 48 hours apart. In certain embodiments, two or more therapies are administered within the same

patient visit. In other embodiments, the compound provided herein and the second agent are administered concurrently.

[00304] In other embodiments, the compound provided herein and the second agent are administered at about 2 to 4 days apart, at about 4 to 6 days apart, at about 1 week part, at about 1 to 2 weeks apart, or more than 2 weeks apart.

[00305] In certain embodiments, administration of the same agent may be repeated and the administrations may be separated by at least 1 day, 2 days, 3 days, 5 days, 10 days, 15 days, 30 days, 45 days, 2 months, 75 days, 3 months, or 6 months. In other embodiments, administration of the same agent may be repeated and the administration may be separated by at least at least 1 day, 2 days, 3 days, 5 days, 10 days, 15 days, 30 days, 45 days, 2 months, 75 days, 3 months, or 6 months.

[00306] In certain embodiments, a compound provided herein and a second agent are administered to a patient, for example, a mammal, such as a human, in a sequence and within a time interval such that the compound provided herein can act together with the other agent to provide an increased benefit than if they were administered otherwise. For example, the second active agent can be administered at the same time or sequentially in any order at different points in time; however, if not administered at the same time, they should be administered sufficiently close in time so as to provide the desired therapeutic or prophylactic effect. In certain embodiments, the compound provided herein and the second active agent exert their effect at times which overlap. Each second active agent can be administered separately, in any appropriate form and by any suitable route. In other embodiments, the compound provided herein is administered before, concurrently or after administration of the second active agent.

[00307] In certain embodiments, the compound provided herein and the second agent are cyclically administered to a patient. Cycling therapy involves the administration of a first agent (*e.g.*, a first prophylactic or therapeutic agents) for a period of time, followed by the administration of a second agent and/or third agent (*e.g.*, a second and/or third prophylactic or therapeutic agents) for a period of time and repeating this sequential administration. Cycling therapy can reduce the development of resistance to one or more of the therapies, avoid or reduce the side effects of one of the therapies, and/or improve the efficacy of the treatment.

[00308] In certain embodiments, the compound provided herein and the second active agent are administered in a cycle of less than about 3 weeks, about once every two weeks, about once every 10 days or about once every week. One cycle can comprise the administration of a

compound provided herein and the second agent by infusion over about 90 minutes every cycle, about 1 hour every cycle, about 45 minutes every cycle. Each cycle can comprise at least 1 week of rest, at least 2 weeks of rest, at least 3 weeks of rest. The number of cycles administered is from about 1 to about 12 cycles, more typically from about 2 to about 10 cycles, and more typically from about 2 to about 8 cycles.

[00309] In other embodiments, courses of treatment are administered concurrently to a patient, *i.e.*, individual doses of the second agent are administered separately yet within a time interval such that the compound provided herein can work together with the second active agent. For example, one component can be administered once per week in combination with the other components that can be administered once every two weeks or once every three weeks. In other words, the dosing regimens are carried out concurrently even if the therapeutics are not administered simultaneously or during the same day.

[00310] The second agent can act additively or synergistically with the compound provided herein. In certain embodiments, the compound provided herein is administered concurrently with one or more second agents in the same pharmaceutical composition. In another embodiment, a compound provided herein is administered concurrently with one or more second agents in separate pharmaceutical compositions. In still another embodiment, a compound provided herein is administered prior to or subsequent to administration of a second agent. Also contemplated are administration of a compound provided herein and a second agent by the same or different routes of administration, *e.g.*, oral and parenteral. In certain embodiments, when the compound provided herein is administered concurrently with a second agent that potentially produces adverse side effects including, but not limited to, toxicity, the second active agent can advantageously be administered at a dose that falls below the threshold that the adverse side effect is elicited.

Kits

[00311] Also provided are kits for use in methods of treatment of a liver disorder such as HCV infections. The kits can include a compound or composition provided herein, a second agent or composition, and instructions providing information to a health care provider regarding usage for treating the disorder. Instructions may be provided in printed form or in the form of an electronic medium such as a floppy disc, CD, or DVD, or in the form of a website address where such instructions may be obtained. A unit dose of a compound or composition provided herein, or a second agent or composition, can include a dosage such that when administered to a subject,

a therapeutically or prophylactically effective plasma level of the compound or composition can be maintained in the subject for at least 1 days. In some embodiments, a compound or composition can be included as a sterile aqueous pharmaceutical composition or dry powder (*e.g.*, lyophilized) composition.

[00312] In some embodiments, suitable packaging is provided. As used herein, “packaging” includes a solid matrix or material customarily used in a system and capable of holding within fixed limits a compound provided herein and/or a second agent suitable for administration to a subject. Such materials include glass and plastic (*e.g.*, polyethylene, polypropylene, and polycarbonate) bottles, vials, paper, plastic, and plastic-foil laminated envelopes and the like. If e-beam sterilization techniques are employed, the packaging should have sufficiently low density to permit sterilization of the contents.

Methods of Use

[00313] The substituted carbonyloxymethylphosphoramidate compounds of a variety of therapeutic agents can be formed using methods available in the art and those disclosed herein. Such compounds can be used in some embodiments to enhance delivery of the drug to the liver.

[00314] Therapeutic agents that can be derivatized to a substituted carbonyloxymethylphosphoramidate compound form include any anti-viral agent that includes, or has been derivatized to include a reactive group for attachment of the substituted carbonyloxymethylphosphoramidate moiety, including but not limited to nucleosides and nucleoside analogues including acyclic nucleosides.

[00315] Advantageously, such substituted carbonyloxymethylphosphoramidate compounds advantageously may have enhanced delivery to the liver. In some embodiments, the compounds permit delivery of an active 5'-monophosphate of a nucleoside to the liver, which can enhance the formation of active triphosphorylated compound.

[00316] In certain embodiments, provided herein are methods for the treatment and/or prophylaxis of a host infected with *Flaviviridae* that includes the administration of an effective amount of a compounds provided herein, or a pharmaceutically acceptable salt thereof. In certain embodiments, provided herein are methods for treating an HCV infection in a subject. In certain embodiments, the methods encompass the step of administering to the subject in need thereof an amount of a compound effective for the treatment or prevention of an HCV infection in combination with a second agent effective for the treatment or prevention of the infection. The compound can be any compound as described herein, and the second agent can be any

second agent described in the art or herein. In certain embodiments, the compound is in the form of a pharmaceutical composition or dosage form, as described elsewhere herein.

[00317] *Flaviviridae* that can be treated are discussed generally in *Fields Virology*, Editors: Fields, B. N., Knipe, D. M., and Howley, P. M., Lippincott-Raven Publishers, Philadelphia, PA, Chapter 31, 1996. In a particular embodiment of the invention, the *Flaviviridae* is HCV. In an alternate embodiment of the invention, the *Flaviviridae* is a flavivirus or pestivirus. Specific flaviviruses include, without limitation: Absettarov, Alfuy, Apoi, Aroa, Bagaza, Banzi, Bouboui, Bussuquara, Cacipacore, Carey Island, Dakar bat, Dengue 1, Dengue 2, Dengue 3, Dengue 4, Edge Hill, Entebbe bat, Gadgets Gully, Hanzalova, Hypr, Ilheus, Israel turkey meningoencephalitis, Japanese encephalitis, Jugra, Jutiapa, Kadam, Karshi, Kedougou, Kokobera, Koutango, Kumlinge, Kunjin, Kyasanur Forest disease, Langat, Louping ill, Meaban, Modoc, Montana myotis leukoencephalitis, Murray valley encephalitis, Naranjal, Negishi, Ntaya, Omsk hemorrhagic fever, Phnom-Penh bat, Powassan, Rio Bravo, Rocio, Royal Farm, Russian spring-summer encephalitis, Saboya, St. Louis encephalitis, Sal Vieja, San Perlita, Saumarez Reef, Sepik, Sokuluk, Spondweni, Stratford, Tembusu, Tyuleny, Uganda S, Usutu, Wesselsbron, West Nile, Yaounde, Yellow fever, and Zika.

[00318] Pestiviruses that can be treated are discussed generally in *Fields Virology*, Editors: Fields, B. N., Knipe, D. M., and Howley, P. M., Lippincott-Raven Publishers, Philadelphia, PA, Chapter 33, 1996. Specific pestiviruses include, without limitation: bovine viral diarrhea virus ("BVDV"), classical swine fever virus ("CSFV," also called hog cholera virus), and border disease virus ("BDV").

[00319] In certain embodiments, the subject can be any subject infected with, or at risk for infection with, HCV. Infection or risk for infection can be determined according to any technique deemed suitable by the practitioner of skill in the art. In certain embodiments, subjects are humans infected with HCV.

[00320] In certain embodiments, the subject has never received therapy or prophylaxis for an HCV infection. In further embodiments, the subject has previously received therapy or prophylaxis for an HCV infection. For instance, in certain embodiments, the subject has not responded to an HCV therapy. For example, under current interferon therapy, up to 50% or more HCV subjects do not respond to therapy. In certain embodiments, the subject can be a subject that received therapy but continued to suffer from viral infection or one or more symptoms thereof. In certain embodiments, the subject can be a subject that received therapy

but failed to achieve a sustained virologic response. In certain embodiments, the subject has received therapy for an HCV infection but has failed to show, for example, a 2 log₁₀ decline in HCV RNA levels after 12 weeks of therapy. It is believed that subjects who have not shown more than 2 log₁₀ reduction in serum HCV RNA after 12 weeks of therapy have a 97-100% chance of not responding.

[00321] In certain embodiments, the subject is a subject that discontinued an HCV therapy because of one or more adverse events associated with the therapy. In certain embodiments, the subject is a subject where current therapy is not indicated. For instance, certain therapies for HCV are associated with neuropsychiatric events. Interferon (IFN)-alfa plus ribavirin is associated with a high rate of depression. Depressive symptoms have been linked to a worse outcome in a number of medical disorders. Life-threatening or fatal neuropsychiatric events, including suicide, suicidal and homicidal ideation, depression, relapse of drug addiction/overdose, and aggressive behavior have occurred in subjects with and without a previous psychiatric disorder during HCV therapy. Interferon-induced depression is a limitation for the treatment of chronic hepatitis C, especially for subjects with psychiatric disorders. Psychiatric side effects are common with interferon therapy and responsible for about 10% to 20% of discontinuations of current therapy for HCV infection.

[00322] Accordingly, provided are methods of treating or preventing an HCV infection in subjects where the risk of neuropsychiatric events, such as depression, contraindicates treatment with current HCV therapy. In certain embodiments, provided are methods of treating or preventing HCV infection in subjects where a neuropsychiatric event, such as depression, or risk of such indicates discontinuation of treatment with current HCV therapy. Further provided are methods of treating or preventing HCV infection in subjects where a neuropsychiatric event, such as depression, or risk of such indicates dose reduction of current HCV therapy.

[00323] Current therapy is also contraindicated in subjects that are hypersensitive to interferon or ribavirin, or both, or any other component of a pharmaceutical product for administration of interferon or ribavirin. Current therapy is not indicated in subjects with hemoglobinopathies (*e.g.*, thalassemia major, sickle-cell anemia) and other subjects at risk from the hematologic side effects of current therapy. Common hematologic side effects include bone marrow suppression, neutropenia and thrombocytopenia. Furthermore, ribavirin is toxic to red blood cells and is associated with hemolysis. Accordingly, in certain embodiments, provided are methods of treating or preventing HCV infection in subjects hypersensitive to interferon or

ribavirin, or both, subjects with a hemoglobinopathy, for instance thalassemia major subjects and sickle-cell anemia subjects, and other subjects at risk from the hematologic side effects of current therapy.

[00324] In certain embodiments, the subject has received an HCV therapy and discontinued that therapy prior to administration of a method provided herein. In further embodiments, the subject has received therapy and continues to receive that therapy along with administration of a method provided herein. The methods can be co-administered with other therapy for HBC and/or HCV according to the judgment of one of skill in the art. In certain embodiments, the methods or compositions provided herein can be co-administered with a reduced dose of the other therapy for HBC and/or HCV.

[00325] In certain embodiments, provided are methods of treating a subject that is refractory to treatment with interferon. For instance, in some embodiments, the subject can be a subject that has failed to respond to treatment with one or more agents selected from the group consisting of interferon, interferon α , pegylated interferon α , interferon plus ribavirin, interferon α plus ribavirin and pegylated interferon α plus ribavirin. In some embodiments, the subject can be a subject that has responded poorly to treatment with one or more agents selected from the group consisting of interferon, interferon α , pegylated interferon α , interferon plus ribavirin, interferon α plus ribavirin and pegylated interferon α plus ribavirin. A pro-drug form of ribavirin, such as taribavirin, may also be used.

[00326] In certain embodiments, the subject has, or is at risk for, co-infection of HCV with HIV. For instance, in the United States, 30% of HIV subjects are co-infected with HCV and evidence indicates that people infected with HIV have a much more rapid course of their hepatitis C infection. Maier and Wu, 2002, *World J Gastroenterol* 8:577-57. The methods provided herein can be used to treat or prevent HCV infection in such subjects. It is believed that elimination of HCV in these subjects will lower mortality due to end-stage liver disease. Indeed, the risk of progressive liver disease is higher in subjects with severe AIDS-defining immunodeficiency than in those without. See, e.g., Lesens *et al.*, 1999, *J Infect Dis* 179:1254-1258. In certain embodiments, compounds provided herein have been shown to suppress HIV in HIV subjects. Thus, in certain embodiments, provided are methods of treating or preventing HIV infection and HCV infection in subjects in need thereof.

[00327] In certain embodiments, the compounds or compositions are administered to a subject following liver transplant. Hepatitis C is a leading cause of liver transplantation in the

U.S, and many subjects that undergo liver transplantation remain HCV positive following transplantation. In certain embodiments, provided are methods of treating such recurrent HCV subjects with a compound or composition provided herein. In certain embodiments, provided are methods of treating a subject before, during or following liver transplant to prevent recurrent HCV infection.

Assay Methods

[00328] Compounds can be assayed for HCV activity according to any assay known to those of skill in the art.

[00329] Further, compounds can be assayed for accumulation in liver cells of a subject according to any assay known to those of skill in the art. In certain embodiments, a compound can be administered to the subject, and a liver cell of the subject can be assayed for the compound or a derivative thereof, *e.g.* a nucleoside, nucleoside phosphate or nucleoside triphosphate derivative thereof.

[00330] In certain embodiments, a substituted carbonyloxymethylphosphoramidate nucleoside compound is administered to cells, such as liver cells, *in vivo* or *in vitro*, and the nucleoside triphosphate levels delivered intracellularly are measured, to indicate delivery of the compound and triphosphorylation in the cell. The levels of intracellular nucleoside triphosphate can be measured using analytical techniques known in the art. Methods of detecting ddATP are described herein below by way of example, but other nucleoside triphosphates can be readily detected using the appropriate controls, calibration samples and assay techniques.

[00331] In certain embodiments, ddATP concentrations are measured in a sample by comparison to calibration standards made from control samples. The ddATP concentrations in a sample can be measured using an analytical method such as HPLC LC MS. In certain embodiments, a test sample is compared to a calibration curve created with known concentrations of ddATP to thereby obtain the concentration of that sample.

[00332] In certain embodiments, the samples are manipulated to remove impurities such as salts (Na^+ , K^+ , etc.) before analysis. In certain embodiments, the lower limit of quantitation is about ~ 0.2 pmol / mL for hepatocyte cellular extracts particularly where reduced salt is present.

[00333] In certain embodiments, the method allows successfully measuring triphosphate nucleotides formed at levels of 1 – 10,000 pmol per million cells in *e.g.* cultured hepatocytes and HepG2 cells.

Second Therapeutic Agents

[00334] In certain embodiments, the compounds and compositions provided herein are useful in methods of treatment of a liver disorder, that comprises further administration of a second agent effective for the treatment of the disorder, such as HCV infection in a subject in need thereof. The second agent can be any agent known to those of skill in the art to be effective for the treatment of the disorder, including those currently approved by the FDA.

[00335] In certain embodiments, a compound provided herein is administered in combination with one second agent. In further embodiments, a second agent is administered in combination with two second agents. In still further embodiments, a second agent is administered in combination with two or more second agents.

[00336] As used herein, the term “in combination” includes the use of more than one therapy (e.g., one or more prophylactic and/or therapeutic agents). The use of the term “in combination” does not restrict the order in which therapies (e.g., prophylactic and/or therapeutic agents) are administered to a subject with a disorder. A first therapy (e.g., a prophylactic or therapeutic agent such as a compound provided herein) can be administered prior to (e.g., 5 minutes, 15 minutes, 30 minutes, 45 minutes, 1 hour, 2 hours, 4 hours, 6 hours, 12 hours, 24 hours, 48 hours, 72 hours, 96 hours, 1 week, 2 weeks, 3 weeks, 4 weeks, 5 weeks, 6 weeks, 8 weeks, or 12 weeks before), concomitantly with, or subsequent to (e.g., 5 minutes, 15 minutes, 30 minutes, 45 minutes, 1 hour, 2 hours, 4 hours, 6 hours, 12 hours, 24 hours, 48 hours, 72 hours, 96 hours, 1 week, 2 weeks, 3 weeks, 4 weeks, 5 weeks, 6 weeks, 8 weeks, or 12 weeks after) the administration of a second therapy (e.g., a prophylactic or therapeutic agent) to a subject with a disorder.

[00337] As used herein, the term “synergistic” includes a combination of a compound provided herein and another therapy (e.g., a prophylactic or therapeutic agent) which has been or is currently being used to prevent, manage or treat a disorder, which is more effective than the additive effects of the therapies. A synergistic effect of a combination of therapies (e.g., a combination of prophylactic or therapeutic agents) permits the use of lower dosages of one or more of the therapies and/or less frequent administration of said therapies to a subject with a disorder. The ability to utilize lower dosages of a therapy (e.g., a prophylactic or therapeutic agent) and/or to administer said therapy less frequently reduces the toxicity associated with the administration of said therapy to a subject without reducing the efficacy of said therapy in the prevention or treatment of a disorder). In addition, a synergistic effect can result in improved

efficacy of agents in the prevention or treatment of a disorder. Finally, a synergistic effect of a combination of therapies (*e.g.*, a combination of prophylactic or therapeutic agents) may avoid or reduce adverse or unwanted side effects associated with the use of either therapy alone.

[00338] The active compounds provided herein can be administered in combination or alternation with another therapeutic agent, in particular an anti-HCV agent. In combination therapy, effective dosages of two or more agents are administered together, whereas in alternation or sequential-step therapy, an effective dosage of each agent is administered serially or sequentially. The dosages given will depend on absorption, inactivation and excretion rates of the drug as well as other factors known to those of skill in the art. It is to be noted that dosage values will also vary with the severity of the condition to be alleviated. It is to be further understood that for any particular subject, specific dosage regimens and schedules should be adjusted over time according to the individual need and the professional judgment of the person administering or supervising the administration of the compositions. In certain embodiments, an anti-HCV (or anti-pestivirus or anti-flavivirus) compound that exhibits an EC_{50} of 10-15 μ M. In certain embodiments, less than 1-5 μ M, is desirable.

[00339] It has been recognized that drug-resistant variants of flaviviruses, pestiviruses or HCV can emerge after prolonged treatment with an antiviral agent. Drug resistance most typically occurs by mutation of a gene that encodes for an enzyme used in viral replication. The efficacy of a drug against the viral infection can be prolonged, augmented, or restored by administering the compound in combination or alternation with a second, and perhaps third, antiviral compound that induces a different mutation from that caused by the principle drug. Alternatively, the pharmacokinetics, biodistribution or other parameter of the drug can be altered by such combination or alternation therapy. In general, combination therapy is typically preferred over alternation therapy because it induces multiple simultaneous stresses on the virus.

[00340] Any of the viral treatments described in the Background of the Invention can be used in combination or alternation with the compounds described in this specification. Nonlimiting examples of second agents include:

[00341] HCV Protease inhibitors: Examples include Medivir HCV Protease Inhibitor (HCV-PI or TMC435) (Medivir/Tibotec); MK-7009 (Merck), RG7227 (ITMN-191) (Roche/Pharmasset/InterMune), boceprevir (SCH 503034) (Schering), SCH 446211 (Schering), narlaprevir SCH900518 (Schering/Merck), ABT-450 (Abbott/Enanta), ACH-1625 (Achillion), BI 201335 (Boehringer Ingelheim), PHX1766 (Phenomix), VX-500 (Vertex) and telaprevir

(VX-950) (Vertex). Further examples of protease inhibitors include substrate-based NS3 protease inhibitors (Attwood *et al.*, Antiviral peptide derivatives, PCT WO 98/22496, 1998; Attwood *et al.*, *Antiviral Chemistry and Chemotherapy* 1999, 10, 259-273; Attwood *et al.*, Preparation and use of amino acid derivatives as anti-viral agents, German Patent Pub. DE 19914474; Tung *et al.*, Inhibitors of serine proteases, particularly hepatitis C virus NS3 protease, PCT WO 98/17679), including alphaketoamides and hydrazinoureas, and inhibitors that terminate in an electrophile such as a boronic acid or phosphonate (Llinas-Brunet *et al.*, Hepatitis C inhibitor peptide analogues, PCT WO 99/07734); Non-substrate-based NS3 protease inhibitors such as 2,4,6-trihydroxy-3-nitro-benzamide derivatives (Sudo K. *et al.*, *Biochemical and Biophysical Research Communications*, 1997, 238, 643-647; Sudo K. *et al.*, *Antiviral Chemistry and Chemotherapy*, 1998, 9, 186), including RD3-4082 and RD3-4078, the former substituted on the amide with a 14 carbon chain and the latter processing a para-phenoxyphenyl group; and Sch 68631, a phenanthrenequinone, an HCV protease inhibitor (Chu M. *et al.*, *Tetrahedron Letters* 37:7229-7232, 1996).

[00342] SCH 351633, isolated from the fungus *Penicillium griseofulvum*, was identified as a protease inhibitor (Chu M. *et al.*, *Bioorganic and Medicinal Chemistry Letters* 9:1949-1952). Eglin c, isolated from leech, is a potent inhibitor of several serine proteases such as S. griseus proteases A and B, α -chymotrypsin, chymase and subtilisin. Qasim M.A. *et al.*, *Biochemistry* 36:1598-1607, 1997.

[00343] U.S. patents disclosing protease inhibitors for the treatment of HCV include, for example, U.S. Patent No. 6,004,933 to Spruce *et al.*, which discloses a class of cysteine protease inhibitors for inhibiting HCV endopeptidase 2; U.S. Patent No. 5,990,276 to Zhang *et al.*, which discloses synthetic inhibitors of hepatitis C virus NS3 protease; U.S. Patent No. 5,538,865 to Reyes *et al.*; WO 02/008251 to Corvas International, Inc, and US7,169,760, US2005/176648, WO 02/08187 and WO 02/008256 to Schering Corporation. HCV inhibitor tripeptides are disclosed in US Patent Nos. 6,534,523, 6,410,531, and 6,420,380 to Boehringer Ingelheim and WO 02/060926 to Bristol Myers Squibb. Diaryl peptides as NS3 serine protease inhibitors of HCV are disclosed in WO 02/48172 and US 6,911,428 to Schering Corporation. Imidazoleidinones as NS3 serine protease inhibitors of HCV are disclosed in WO 02/08198 and US 6,838,475 to Schering Corporation and WO 02/48157 and US 6,727,366 to Bristol Myers Squibb. WO 98/17679 and US 6,265,380 to Vertex Pharmaceuticals and WO 02/48116 and US 6,653,295 to Bristol Myers Squibb also disclose HCV protease inhibitors. Further examples of HCV serine protease inhibitors are provided in US 6,872,805 (Bristol-Myers Squibb); WO 2006000085

(Boehringer Ingelheim); US 7,208,600 (Vertex); US 2006/0046956 (Schering-Plough); WO 2007/001406 (Chiron); US 2005/0153877; WO 2006/119061 (Merck); WO 00/09543 (Boehringer Ingelheim), US 6,323,180 (Boehringer Ingelheim) WO 03/064456 (Boehringer Ingelheim), US 6,642,204 (Boehringer Ingelheim), WO 03/064416 (Boehringer Ingelheim), US 7,091,184 (Boehringer Ingelheim), WO 03/053349 (Bristol-Myers Squibb), US 6,867,185, WO 03/099316 (Bristol-Myers Squibb), US 6,869,964, WO 03/099274 (Bristol-Myers Squibb), US 6,995,174, WO 2004/032827 (Bristol-Myers Squibb), US 7,041,698, WO 2004/043339 and US 6,878,722 (Bristol-Myers Squibb).

[00344] Thiazolidine derivatives which show relevant inhibition in a reverse-phase HPLC assay with an NS3/4A fusion protein and NS5A/5B substrate (Sudo K. *et al.*, *Antiviral Research*, 1996, 32, 9-18), especially compound RD-1-6250, possessing a fused cinnamoyl moiety substituted with a long alkyl chain, RD4 6205 and RD4 6193;

[00345] Thiazolidines and benzanilides identified in Kakiuchi N. *et al.*, *J. EBS Letters* 421, 217-220; Takeshita N. *et al.*, *Analytical Biochemistry*, 1997, 247, 242-246;

[00346] A phenanthrenequinone possessing activity against protease in a SDS-PAGE and autoradiography assay isolated from the fermentation culture broth of *Streptomyces* sp., SCH 68631 (Chu M. *et al.*, *Tetrahedron Letters*, 1996, 37, 7229-7232), and SCH 351633, isolated from the fungus *Penicillium griseofulvum*, which demonstrates activity in a scintillation proximity assay (Chu M. *et al.*, *Bioorganic and Medicinal Chemistry Letters* 9, 1949-1952);

[00347] Helicase inhibitors (Diana G.D. *et al.*, Compounds, compositions and methods for treatment of hepatitis C, U.S. Pat. No. 5,633,358; Diana G.D. *et al.*, Piperidine derivatives, pharmaceutical compositions thereof and their use in the treatment of hepatitis C, PCT WO 97/36554);

[00348] HCV polymerase inhibitors, including nucleoside and non-nucleoside polymerase inhibitors, such as ribavirin, viramidine, clemizole, filibuvir (PF-00868554), HCV POL, NM 283 (valopicitabine), MK-0608, 7-Fluoro-MK-0608, MK-3281, IDX-375, ABT-072, ABT-333, ANA598, BI 207127, GS 9190, PSI-6130, R1626, PSI-6206, PSI-938, PSI-7851, PSI-7977, RG1479, RG7128, HCV-796 VCH-759 or VCH-916.

[00349] Gliotoxin (Ferrari R. *et al.*, *Journal of Virology*, 1999, 73, 1649-1654), and the natural product cerulenin (Lohmann V. *et al.*, *Virology*, 1998, 249, 108-118);

[00350] Interfering RNA (iRNA) based antivirals, including short interfering RNA (siRNA) based antivirals, such as Sirna-034 and others described in International Patent Publication Nos. WO/03/070750 and WO 2005/012525, and US Patent Publication No. US 2004/0209831.

[00351] Antisense phosphorothioate oligodeoxynucleotides (S-ODN) complementary to sequence stretches in the 5' non-coding region (NCR) of the virus (Alt M. *et al.*, *Hepatology*, 1995, 22, 707-717), or nucleotides 326-348 comprising the 3' end of the NCR and nucleotides 371-388 located in the core coding region of the HCV RNA (Alt M. *et al.*, *Archives of Virology*, 1997, 142, 589-599; Galderisi U. *et al.*, *Journal of Cellular Physiology*, 1999, 181, 251-257);

[00352] Inhibitors of IRES-dependent translation (Ikeda N *et al.*, Agent for the prevention and treatment of hepatitis C, Japanese Patent Pub. JP-08268890; Kai Y. *et al.*, Prevention and treatment of viral diseases, Japanese Patent Pub. JP-10101591);

[00353] HCV entry inhibitors, such as celgosivir (MK-3253) (MIGENIX Inc.), SP-30 (Samaritan Pharmaceuticals), ITX4520 (iTherX), ITX5061 (iTherX), PRO-206 (Progenics Pharmaceuticals) and other entry inhibitors by Progenics Pharmaceuticals, *e.g.*, as disclosed in U.S. Patent Publication No. 2006/0198855.

[00354] Ribozymes, such as nuclease-resistant ribozymes (Maccjak, D. J. *et al.*, *Hepatology* 1999, 30, abstract 995) and those disclosed in U.S. Patent No. 6,043,077 to Barber *et al.*, and U.S. Patent Nos. 5,869,253 and 5,610,054 to Draper *et al.*; and

[00355] Nucleoside analogs have also been developed for the treatment of Flaviviridae infections.

[00356] In certain embodiments, the compounds provided herein can be administered in combination with any of the compounds described by Idenix Pharmaceuticals in International Publication Nos. WO 01/90121, WO 01/92282, WO 2004/003000, 2004/002422 and WO 2004/002999.

[00357] Other patent applications disclosing the use of certain nucleoside analogs that can be used as second agents to treat hepatitis C virus include: PCT/CA00/01316 (WO 01/32153; filed November 3, 2000) and PCT/CA01/00197 (WO 01/60315; filed February 19, 2001) filed by BioChem Pharma, Inc. (now Shire Biochem, Inc.); PCT/US02/01531 (WO 02/057425; filed January 18, 2002); PCT/US02/03086 (WO 02/057287; filed January 18, 2002); US 7,202,224; 7,125,855; 7,105,499 and 6,777,395 by Merck & Co., Inc.; PCT/EP01/09633 (WO 02/18404; published August 21, 2001); US 2006/0040890; 2005/0038240; 2004/0121980; 6,846,810;

6,784,166 and 6,660,721 by Roche; PCT Publication Nos. WO 01/79246 (filed April 13, 2001), WO 02/32920 (filed October 18, 2001) and WO 02/48165; US 2005/0009737; US 2005/0009737; 7,094,770 and 6,927,291 by Pharmasset, Ltd.

[00358] Further compounds that can be used as second agents to treat hepatitis C virus are disclosed in PCT Publication No. WO 99/43691 to Emory University, entitled "2'-Fluoronucleosides". The use of certain 2'-fluoronucleosides to treat HCV is disclosed.

[00359] Other miscellaneous compounds that can be used as second agents include 1-amino-alkylcyclohexanes (U.S. Patent No. 6,034,134 to Gold *et al.*), alkyl lipids (U.S. Pat. No. 5,922,757 to Chojkier *et al.*), vitamin E and other antioxidants (U.S. Pat. No. 5,922,757 to Chojkier *et al.*), squalene, amantadine, bile acids (U.S. Pat. No. 5,846,964 to Ozeki *et al.*), N-(phosphonoacetyl)-L-aspartic acid, (U.S. Pat. No. 5,830,905 to Diana *et al.*), benzenedicarboxamides (U.S. Pat. No. 5,633,388 to Diana *et al.*), polyadenylic acid derivatives (U.S. Pat. No. 5,496,546 to Wang *et al.*), 2',3'-dideoxyinosine (U.S. Pat. No. 5,026,687 to Yarchoan *et al.*), benzimidazoles (U.S. Pat. No. 5,891,874 to Colacino *et al.*), plant extracts (U.S. Patent No. 5,837,257 to Tsai *et al.*, U.S. Patent No. 5,725,859 to Omer *et al.*, and U.S. Patent No. 6,056,961), and piperidenes (U.S. Patent No. 5,830,905 to Diana *et al.*).

Exemplary Second Therapeutic Agents for Treatment of HCV

[00360] In certain embodiments, one or more compounds provided herein can be administered in combination or alternation with an anti-hepatitis C virus interferon, such as Intron A[®] (interferon alfa-2b) and Pegasys[®] (Peginterferon alfa-2a); Roferon A[®] (Recombinant interferon alfa-2a), Infergen[®] (consensus interferon;interferon alfacon-1), PEG-Intron[®] (pegylated interferon alfa-2b) and Pegasys[®] (pegylated interferon alfa-2a).

[00361] In certain embodiments, the anti-hepatitis C virus interferon is infergen, IL-29 (PEG-Interferon lambda), R7025 (Maxy-alpha), Belerofon, Oral Interferon alpha, BLX-883 (Locteron), omega interferon, multiferon, medusa interferon, Albuferon or REBIF[®].

[00362] In certain embodiments, one or more compounds provided herein can be administered in combination or alternation with an anti-hepatitis C virus polymerase inhibitor, such as ribavirin, viramidine, HCV POL, NM 283 (valopicitabine), MK-0608, 7-Fluoro-MK-0608, PSI-6130, R1626, PSI-6206, PSI-938, R1479, HCV-796 or R7128.

[00363] In certain embodiments, the one or more compounds provided herein can be administered in combination with ribavarin and an anti-hepatitis C virus interferon, such as

Intron A[®] (interferon alfa-2b) and Pegasys[®] (Peginterferon alfa-2a); Roferon A[®] (Recombinant interferon alfa-2a), Infergen[®] (consensus interferon; interferon alfacon-1), PEG-Intron[®] (pegylated interferon alfa-2b) and Pegasys[®] (pegylated interferon alfa-2a).

[00364] In certain embodiments, one or more compounds provided herein can be administered in combination or alternation with an anti-hepatitis C virus protease inhibitor such as ITMN-191, SCH 503034 (bocepravir), VX950 (telaprevir) or Medivir HCV Protease Inhibitor.

[00365] In certain embodiments, one or more compounds provided herein can be administered in combination or alternation with an anti-hepatitis C virus vaccine, such as TG4040, PeviPROTM, CGI-5005, HCV/MF59, GV1001, IC41 or INNO0101 (E1).

[00366] In certain embodiments, one or more compounds provided herein can be administered in combination or alternation with an anti-hepatitis C virus monoclonal antibody, such as AB68 or XTL-6865 (formerly HepX-C); or an anti-hepatitis C virus polyclonal antibody, such as cicavir.

[00367] In certain embodiments, one or more compounds provided herein can be administered in combination or alternation with an anti-hepatitis C virus immunomodulator, such as Zadaxin[®] (thymalfasin), NOV-205 or Oglufanide.

[00368] In certain embodiments, one or more compounds provided herein can be administered in combination or alternation with Nexavar, doxorubicin, PI-88, amantadine, JBK-122, VGX-410C, MX-3253 (Ceglosivir), Suvus (BIVN-401 or virostat), PF-03491390 (formerly IDN-6556), G126270, UT-231B, DEBIO-025, EMZ702, ACH-0137171, MitoQ, ANA975, AVI-4065, Bavituxinab (Tarvacin), Alinia (nitrazoxanide) or PYN17.

[00369] In certain embodiments, one or more compounds provided herein can be administered in combination or alternation with a second anti-viral agent optionally selected from the group consisting of interferon, a nucleotide analogue, a polymerase inhibitor, an NS3 protease inhibitor, an NS5A inhibitor, an entry inhibitor, a non-nucleoside polymerase inhibitor, a cyclosporine immune inhibitor, an NS4A antagonist, an NS4B-RNA binding inhibitor, a locked nucleic acid mRNA inhibitor, a cyclophilin inhibitor, and combinations thereof.

[00370] In certain embodiments, one or more compounds provided herein can be administered in combination or alternation with a second anti-viral agent selected from the

group consisting of telaprevir, boceprevir, interferon alfacon-1, interferon alfa-2b, pegylated interferon alpha 2a, pegylated interferon alpha 2b, ribavirin, and combinations thereof.

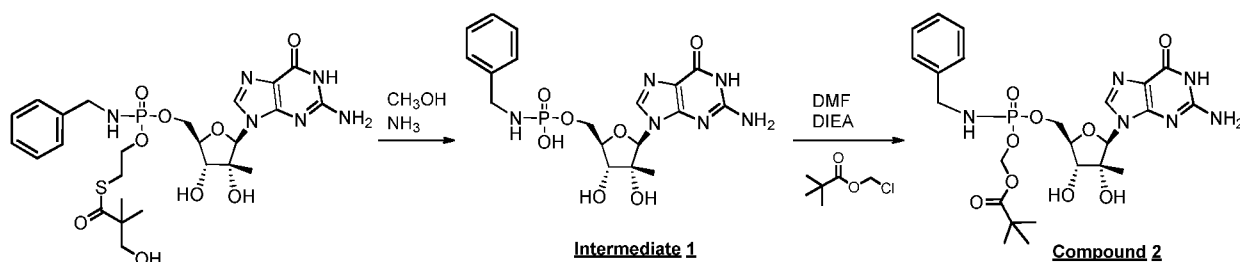
EXAMPLES

[00371] As used herein, the symbols and conventions used in these processes, schemes and examples, regardless of whether a particular abbreviation is specifically defined, are consistent with those used in the contemporary scientific literature, for example, the Journal of the American Chemical Society or the Journal of Biological Chemistry. Specifically, but without limitation, the following abbreviations may be used in the examples and throughout the specification: g (grams); mg (milligrams); mL (milliliters); μ L (microliters); mM (millimolar); μ M (micromolar); Hz (Hertz); MHz (megahertz); mmol (millimoles); hr or hrs (hours); min (minutes); MS (mass spectrometry); ESI (electrospray ionization); TLC (thin layer chromatography); HPLC (high pressure liquid chromatography); THF (tetrahydrofuran); CDCl_3 (deuterated chloroform); AcOH (acetic acid); DCM (dichloromethane); DMSO (dimethylsulfoxide); $\text{DMSO-}d_6$ (deuterated dimethylsulfoxide); EtOAc (ethyl acetate); MeOH (methanol); and BOC (*t*-butyloxycarbonyl).

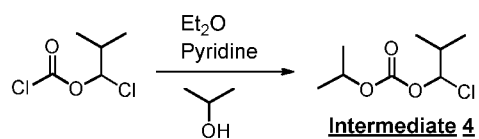
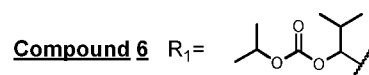
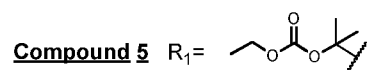
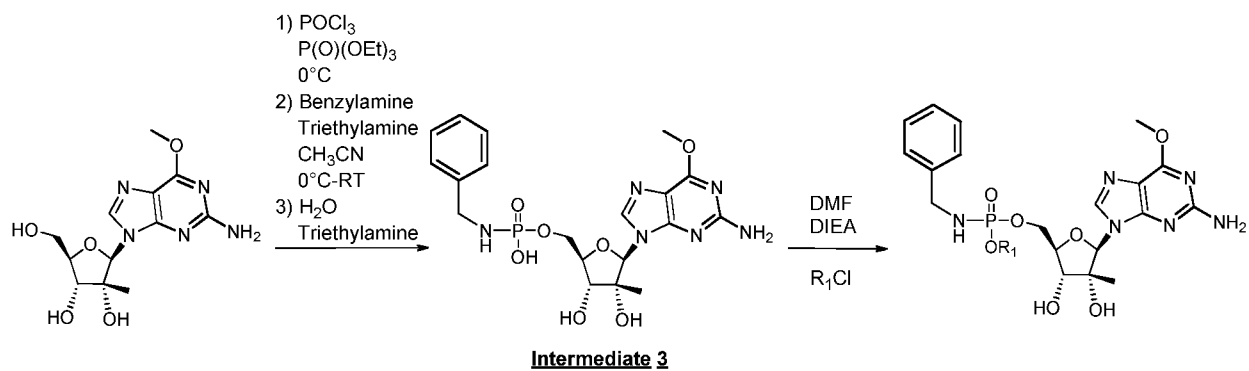
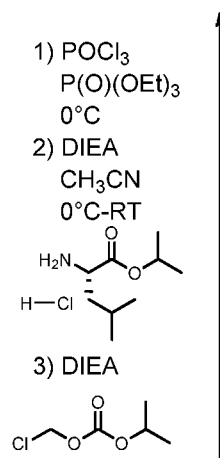
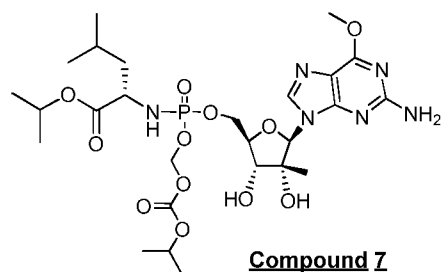
[00372] For all of the following examples, standard work-up and purification methods known to those skilled in the art can be utilized. Unless otherwise indicated, all temperatures are expressed in $^{\circ}\text{C}$ (degrees Centigrade). All reactions are conducted at room temperature unless otherwise noted. Synthetic methodologies illustrated herein are intended to exemplify the applicable chemistry through the use of specific examples and are not indicative of the scope of the disclosure.

[00373] Schemes A-D are relevant to the following examples:

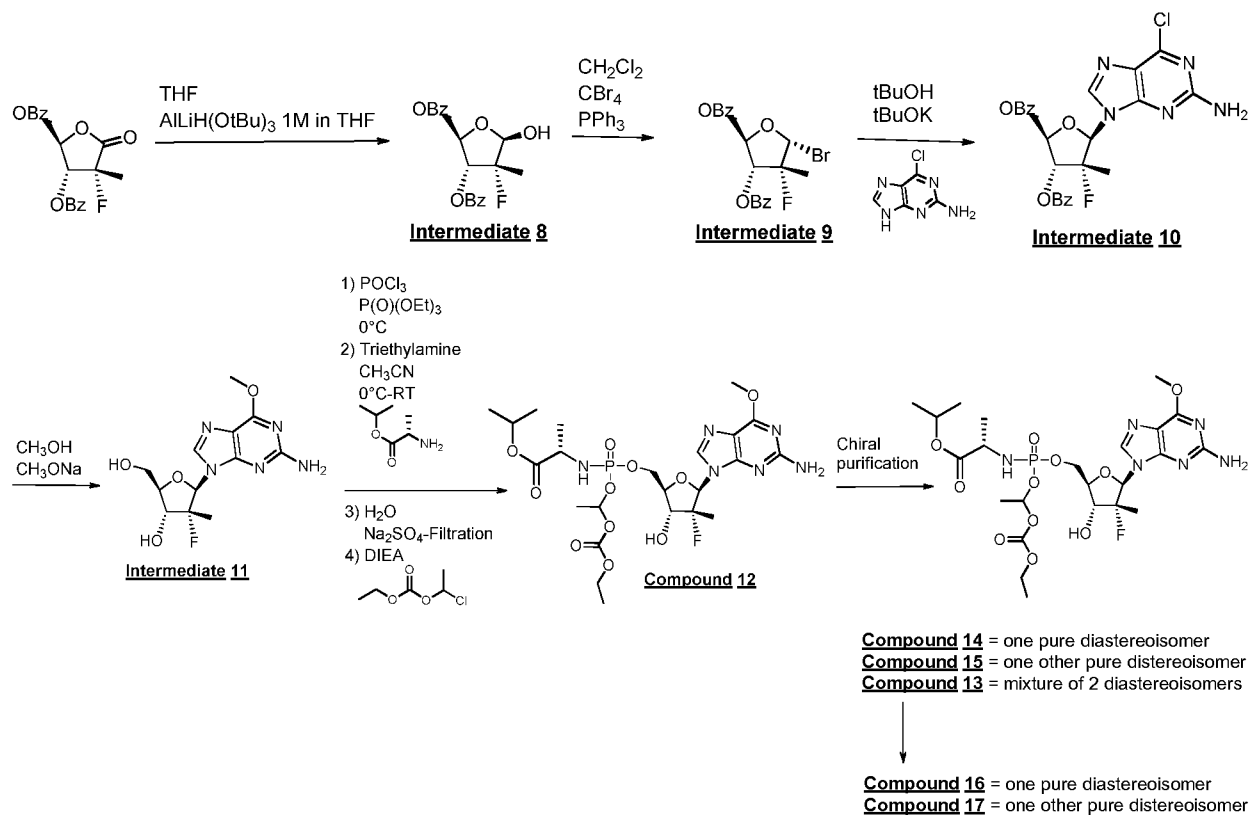
Scheme A



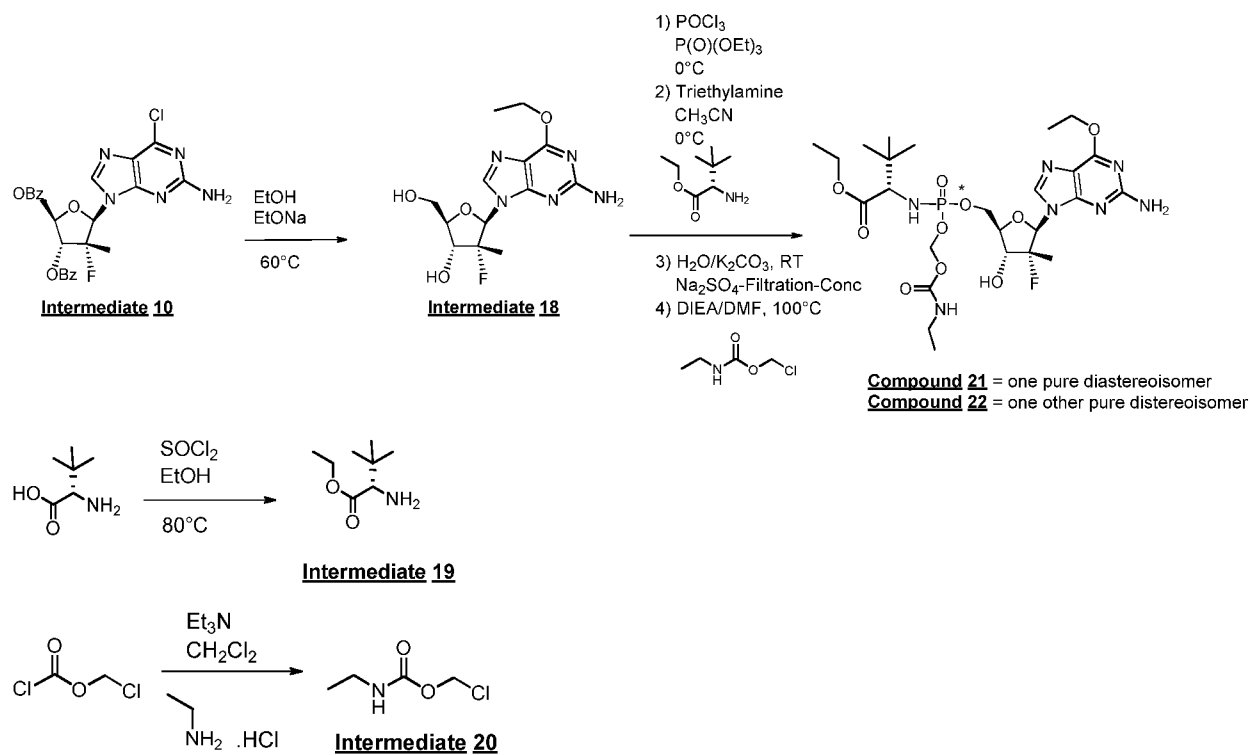
Scheme B



Scheme C

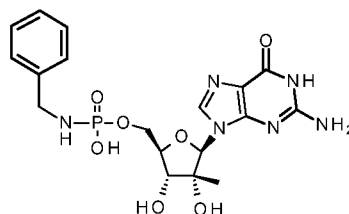


Scheme D



Example 1

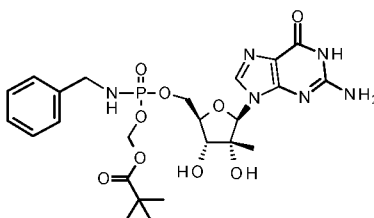
Preparation of Intermediate 1



[00374] 2'-C-Methylguanosine-5'-[2-[(3-hydroxy-2,2-dimethyl-1-oxopropyl)thio] ethyl *N*-(phenylmethyl) phosphoramidate] (described in patent US 7,951,789 B2) (1g, 1eq) was dissolved in a solution 7N of NH₃ in methanol (30ml). The reaction mixture was stirred at room temperature during 2 hours. The mixture was purified directly on reverse phase column chromatography to give the expected intermediate as a white powder in 84% yield. ¹H NMR (DMSO-*d*₆, 400 MHz) δ (ppm) 0.80 (s, 3H), 3.79-3.91 (m, 4H), 4.0 (brs, 1H), 4.34 (brs, 1H), 4.84 (brs, 1H), 5.65 (s, 1H), 6.80 (brs, 2H), 7.12-7.16 (m, 1H), 7.22-7.26 (m, 2H), 7.31-7.33 (m, 2H), 7.85 (s, 1H); ³¹P NMR (DMSO-*d*₆, 162 MHz) δ (ppm) 6.97 (s, 1P); and MS (ESI, EI⁺) *m/z* = 467.2 (MH⁺).

Example 2

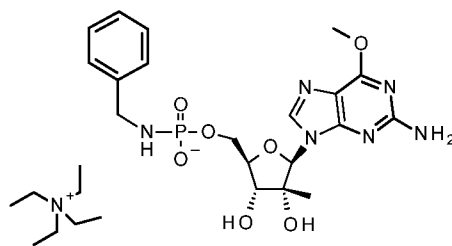
Preparation of Compound 2



[00375] To a solution of intermediate **1** (0.2g, 1eq) in DMF (10ml/mmol) were added chloromethyl 2,2-dimethylpropanoate (0.31ml, 5eq) and DIEA (0.371ml, 5eq). The reaction mixture was stirred under microwave irradiations (4 runs: 15 minutes/60°C-20 minutes/80°C-20 minutes/80°C and 30 minutes/90°C). The reaction mixture was diluted with diethyl ether and washed with a solution of NH₄Cl 0.5N (precipitation). The aqueous layer was concentrated under reduced pressure and the crude was purified two times on reverse phase column chromatography to give a mixture of 2 diastereoisomers as a white lyophilized solid in 4% yield. ¹H NMR (DMSO-*d*₆, 400 MHz) δ (ppm) 0.82 (s, 3H), 1.12 (s, 4.35H), 1.13 (s, 4.65H), 3.96-4.03 (m, 4H), 4.15-4.28 (m, 2H), 5.17 (s, 1H), 5.37-5.43 (m, 1H), 5.46-5.55 (m, 2H), 5.75 (s, 1H), 5.76-5.85 (m, 1H), 6.53 (brs, 2H), 7.20-7.30 (m, 5H), 7.74 (s, 1H); ³¹P NMR (DMSO-*d*₆, 162 MHz) δ (ppm) 9.02 (s, 0.48P), 9.12 (s, 0.52P); and MS (ESI, EI⁺) *m/z* = 580.8 (MH⁺).

Example 3

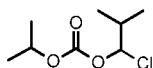
Preparation of Compound 3



[00376] To a solution of 2-(2-amino-6-methoxy-purin-9-yl)-5-hydroxymethyl-3-methyl-tetrahydrofuran-3,4-diol (McGuigan *et al.*, 2010, *Bioorg. Med. Chem. Lett.* 20:4850-4854) (0.5g, 1eq) in P(O)(OEt)₃ (2.5ml) at 0°C under nitrogen was added dropwise POCl₃ (0.25ml). The mixture was stirred at 0°C during 1 hour. Benzylamine (0.35ml, 2eq) in anhydrous acetonitrile (7.5ml) was added dropwise, followed by addition of triethylamine until pH = 7 (1ml). The reaction mixture was stirred at 0°C during 30 minutes. Water (0.3ml) was added and the mixture was stirred at 0°C to room temperature during 1.5 hours. The reaction mixture was purified directly on reverse phase column chromatography (TEAB 0.5M/CH₃CN) and prepMS to give the expected compound as a white lyophilized powder in 20% yield. ¹H NMR (DMSO-*d*₆, 400 MHz) δ (ppm) 0.78 (s, 3H), 1.10 (t, *J* = 7.09Hz, 12H), 2.88 (q, *J* = 7.09Hz, 8H), 3.87-3.94 (m, 4H), 3.94 (s, 3H), 4.07-4.16 (m, 2H), 5.79 (s, 1H), 6.58 (brs, 2H), 7.13-7.16 (m, 1H), 7.22-7.26 (m, 2H), 7.31-7.33 (m, 2H), 8.06 (s, 1H); ³¹P NMR (DMSO-*d*₆, 162 MHz) δ (ppm) 6.80 (s, 1P); and MS (ESI, EI⁺) *m/z* = 481.2 (MH⁺).

Example 4

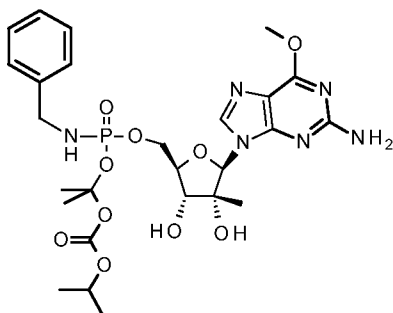
Preparation of Compound 4



[00377] 1-Chloro-2-methylpropyl chloroformate (Aldrich) (5g, 1.01eq) was dissolved in diethyl ether (50ml). Propan-2-ol (Aldrich) (2.20ml, 1eq) was added at room temperature followed by dropwise addition at 0°C of pyridine (6ml). The reaction mixture was stirred at room temperature overnight. After filtration and washing with diethyl ether to remove the pyridinium salt, the organic layer was washed with water, saturated solution of NaHCO₃ and brine. The organic layer was dried over Na₂SO₄, filtered and concentrated under reduced pressure to give the title intermediate as a colorless oil in 85% yield. ¹H NMR (CDCl₃, 400 MHz) δ (ppm) 0.99-1.02 (m, 6H), 1.25-1.28 (m, 6H), 2.08-2.19 (m, 1H), 4.88 (heptuplet, *J* = 6.23Hz, 1H), 6.12 (d, *J* = 4.51Hz, 1H).

Example 5

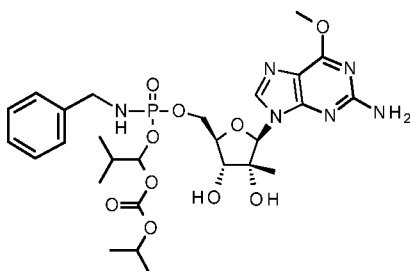
Preparation of Compound 5



[00378] To a solution of intermediate **3** (0.2g, 1eq) in DMF (4ml) was added (1-chloro-1-methyl-ethyl) ethyl carbonate (0.345ml, 5eq) and DIEA (0.36ml, 5eq). The reaction mixture was stirred at 100°C under microwave irradiations during 30 minutes. The mixture was diluted with ethyl acetate and washed with water and brine. The organic layer was dried over Na₂SO₄, filtered and concentrated under vacuum. The crude was purified by prepMS (column: Sunfire preparative C18 (19x150mm), eluent: H₂O (0.05% HCO₂H)/CH₃CN (0.05% HCO₂H)) to give a mixture of 2 diastereoisomers as a white lyophilized solid in 1% yield. ¹H NMR (MeOD, 400 MHz) δ (ppm) 0.95 (s, 1.7H), 0.96 (s, 1.3H), 1.23 (t, *J* = 7.05Hz, 1.3H), 1.25 (t, *J* = 7.06Hz, 1.7H), 1.84-1.85 (m, 6H), 4.06-4.23 (m, 9H), 4.34-4.44 (m, 2H), 5.96 (s, 0.55H), 5.98 (s, 0.45H), 7.16-7.33 (m, 5H), 7.93 (s, 0.55H), 7.99 (s, 0.45H); ³¹P NMR (MeOD, 162 MHz) δ (ppm) 3.61 (s, 0.45P), 3.74 (s, 0.55P); and MS (ESI, EI⁺) *m/z* = 611.4 (MH⁺).

Example 6

Preparation of Compound 6

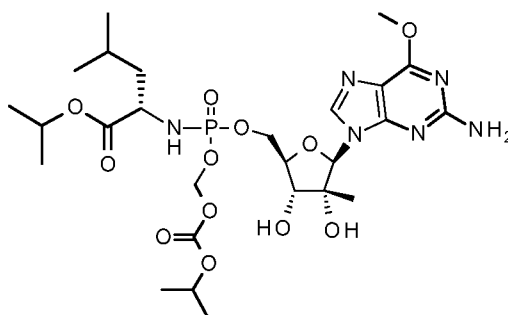


[00379] To a solution of intermediate **3** (0.1g, 1eq) in DMF (2ml) was added intermediate **4** (0.2ml, 5eq) and DIEA (0.35ml, 10eq). The reaction mixture was stirred at 100°C under microwave irradiations during 45 minutes. The reaction wasn't complete so intermediate **4** (0.2ml, 5eq) was added and the reaction mixture was heated at 100°C during 1 hour under microwave irradiations. The mixture was diluted with ethyl acetate and washed with water and brine. The organic layer was dried over Na₂SO₄, filtered and concentrated under vacuum. The

crude was purified by prepMS to give a mixture of diastereoisomers as a white lyophilized solid in 1% yield. $^1\text{H NMR}$ (MeOD, 400 MHz) δ (ppm) 0.78-0.88 (m, 9H), 1.10-1.19 (m, 6H), 1.84-1.95 (m, 1H), 3.96 (s, 3H), 3.94-4.33 (m, 7H), 4.61-4.76 (m, 1H), 5.84-5.86 (m, 1H), 6.01-6.06 (m, 1H), 7.05-7.29 (m, 6H), 7.74-7.85 (m, 1H); $^{31}\text{P NMR}$ (MeOD, 162 MHz) δ (ppm) 9.06 (s, 0.25P), 8.16 (s, 0.5P), 8.43 (s, 0.25P); and **MS (ESI, EI^+)** $m/z = 639.17$ (MH^+).

Example 7

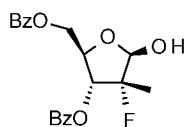
Preparation of Compound 7



[00380] To a solution of 2-(2-amino-6-methoxy-purin-9-yl)-5-hydroxymethyl-3-methyl-tetrahydrofuran-3,4-diol (0.2g, 1eq) in P(O)(OEt)_3 (1ml) at 0°C under nitrogen was added dropwise POCl_3 (0.1ml). The mixture was stirred at 0°C during 1 hour. Isopropyl (2*S*)-2-amino-4-methyl-pentanoate hydrochloride (0.175g, 1.3eq) in anhydrous acetonitrile (3ml) was added dropwise, followed by addition of DIEA (1.12ml, 10eq) at 0°C . The reaction mixture was stirred at 0°C to room temperature during 1 hour. Water (0.6ml) was added and the mixture was stirred at room temperature during 15 minutes, before addition of Na_2SO_4 . After filtration, chloromethyl isopropyl carbonate (0.44ml, 5eq) and DIEA (0.77ml, 7eq) were added and the reaction mixture was stirred at 100°C under microwave irradiations during 45 minutes. The mixture was diluted with ethyl acetate and washed with water. The organic layer was dried, filtered and concentrated under reduced pressure. The crude was purified by chromatography on silica gel column (eluent: $\text{CH}_2\text{Cl}_2/\text{CH}_3\text{OH}$ 0 to 10%) followed by purification by prepMS to give a mixture of 2 diastereoisomers as a white lyophilized solid. $^1\text{H NMR}$ (MeOD, 400 MHz) δ (ppm) 0.88-0.92 (m, 6H), 0.98 (s, 1.44H), 0.99 (s, 1.56H), 1.21-1.29 (m, 12H), 1.48-1.54 (m, 2H), 1.72-1.79 (m, 1H), 3.77-3.83 (m, 1H), 4.06 (s, 3H), 4.15-4.20 (m, 1H), 4.26-4.31 (m, 1H), 4.37-4.53 (m, 2H), 4.84-5.03 (m, 2H), 5.57-5.67 (m, 2H), 5.96 (s, 0.52H), 5.99 (s, 0.48H), 7.95 (s, 0.48H), 7.98 (s, 0.52H); $^{31}\text{P NMR}$ (MeOD, 162 MHz) δ (ppm) 7.60 (s, 0.48P), 7.80 (s, 0.52P); and **MS (ESI, EI^+)** $m/z = 663.4$ (MH^+).

Example 8

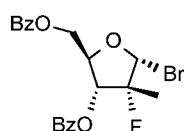
Preparation of Compound 8



[00381] To a mechanically stirred solution of 3,5-di-benzoyl-2-deoxy-2-fluoro-2-*C*-methyl-D-ribo-1,4-lactone (synthesis described in WO2007075876A2) (20g, 1eq) in tetrahydrofuran (140ml) under nitrogen at -30°C was added dropwise LiAl(OtBu)₃ 1M in THF (80.5ml, 1.5eq). The reaction mixture was stirred at -20°C to -15°C during 40 minutes. The mixture was quenched with a saturated solution of NH₄Cl (white suspension) and filtered on celite. The filtrate was extracted with ethyl acetate (2 times) and the combined organic layers were dried over Na₂SO₄, filtered and concentrated under reduced pressure. The residue was purified by chromatography on a silica gel column (eluent: petroleum ether/ethyl acetate) to give the expected intermediate in 78% yield (mixture of compound α and β 1-Hydroxy). **¹H NMR** (CDCl₃, 400 MHz) δ (ppm) 1.56 (d, J = 22.60Hz, 2.4H), 1.58 (d, J = 22.60Hz, 0.6H), 3.36 (s, 0.8H), 3.41-3.45 (m, 0.2H), 4.44-4.70 (m, 3H), 5.28 (dd, J = 9.34Hz and J = 10.89Hz, 0.2H), 5.34 (dd, J = 2.80Hz and J = 9.55Hz, 0.8H), 5.42 (dd, J = 8.09Hz and J = 18.98Hz, 0.2H), 5.65 (dd, J = 7.31Hz and J = 23.37Hz, 0.8H), 7.34-7.39 (m, 2H), 7.44-7.55 (m, 3H), 7.59-7.63 (m, 1H), 7.97-8.11 (m, 4H); **¹⁹F NMR** (CDCl₃, 376.5MHz) δ (ppm) -117.54 (s, 0.2F), -169.33 (s, 0.8F).

Example 9

Preparation of Compound 9

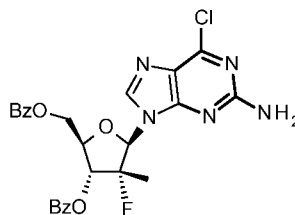


[00382] Under nitrogen, to a mechanically stirred solution of intermediate **8** (15.35g, 1eq) in dichloromethane (180ml) at -20°C was added PPh₃ (15g, 1.4eq). The reaction mixture was stirred during 15 minutes and CBr₄ (20.4g, 1.5eq) was added portionwise. The reaction was stirred during 1.5 hours between -20°C and -15°C. The reaction mixture was purified (without work-up and concentration) by chromatography on a silica gel column to give the expected intermediate in 69% yield. **¹H NMR** (CDCl₃, 400 MHz) δ (ppm) 1.71 (d, J = 21.48Hz, 3H), 4.63 (dd, J = 4.46Hz and J = 12.53Hz, 1H), 4.78 (dd, J = 3.15Hz and J = 12.49Hz, 1H), 4.86-4.89 (m, 1H), 5.29 (dd, J = 2.98Hz and J = 5.40Hz, 1H), 6.34 (s, 1H), 7.42-7.49 (m, 4H), 7.56-

7.63 (m, 2H), 8.02 (d, $J = 7.71\text{Hz}$, 2H), 8.13 (d, $J = 7.71\text{Hz}$, 2H); ^{19}F NMR (CDCl_3 , 376.5MHz) δ (ppm) -150 (s, 1F).

Example 10

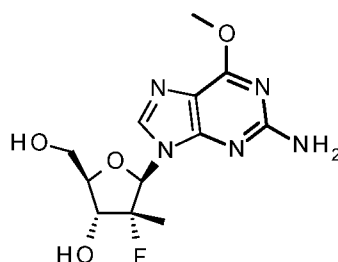
Preparation of Compound 10



[00383] To a solution of 2-amino-6-chloropurine (13.92g, 3eq) in tert-butanol (302ml) under nitrogen was added slowly and portionwise tBuOK (9.3g, 3.03eq). The reaction mixture was stirred at room temperature during 1 hour. Then, a solution of intermediate **9** (12g, 1eq) in acetonitrile was added slowly and the reaction mixture was stirred at 65°C during 3 hours. The reaction was quenched with 100ml of a saturated solution of NH_4Cl and filtered on celite. The filtrate was extracted with ethyl acetate and the organic layer was dried over Na_2SO_4 , filtered and concentrated under vacuum. The crude was purified by chromatography on a silica gel column (eluent: petroleum ether/ethyl acetate) to give the expected intermediate in 44% yield. ^1H NMR ($\text{DMSO}-d_6$, 400 MHz) δ (ppm) 1.29 (d, $J = 22.76\text{Hz}$, 3H), 4.68-4.73 (m, 2H), 4.78-4.83 (m, 1H), 6.17 (dd, $J = 7.83\text{Hz}$ and $J = 21.30\text{Hz}$, 1H), 6.35 (d, $J = 19.20\text{Hz}$, 1H), 7.13 (brs, 2H), 7.39-7.42 (m, 2H), 7.54-7.63 (m, 3H), 7.70-7.74 (m, 1H), 7.89 (d, $J = 7.71\text{Hz}$, 2H), 8.03 (d, $J = 7.71\text{Hz}$, 2H), 8.36 (s, 1H); ^{19}F NMR ($\text{DMSO}-d_6$, 376.5 MHz) δ (ppm) -155.73 (s, 1F); and MS (ESI, EI^+) $m/z = 526$ (MH^+).

Example 11

Preparation of Compound 11

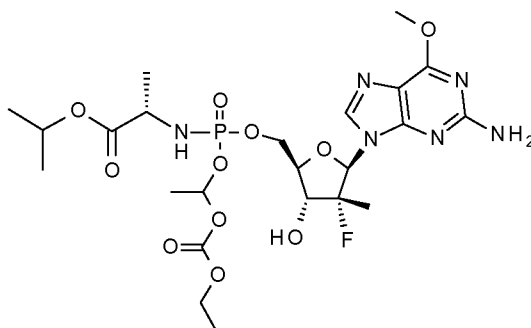


[00384] Under nitrogen and at room temperature, CH_3ONa (0.37g, 3eq) was added to a solution of intermediate **10** (1.2g, 1eq) in methanol (12ml). The reaction mixture was stirred at 50°C during 1 hour. The mixture was neutralized with acetic acid and extracted with petroleum ether before concentration under reduced pressure. The crude was purified by chromatography

on a silica gel column (eluent: CH₂Cl₂/CH₃OH 0 to 16%) to give the expected compound in 80% yield. ¹H NMR (DMSO-*d*₆, 400 MHz) δ (ppm) 1.05 (d, *J* = 22.36Hz, 3H), 3.65-3.70 (m, 1H), 3.81-3.91 (m, 2H), 3.95 (s, 3H), 4.11-4.23 (m, 1H), 5.24-5.26 (m, 1H), 5.68 (d, *J* = 6.79Hz, 1H), 6.04 (d, *J* = 17.80Hz, 1H), 6.59 (brs, 2H), 8.16 (s, 1H); ¹⁹F NMR (DMSO-*d*₆, 376.5MHz) δ (ppm) – 161.64 (s, 1F); and MS (ESI, EI⁺) *m/z* = 314.2 (MH⁺).

Examples 12-15

Preparation of Compounds 12, 13, 14 and 15



[00385] These compounds were synthesized from intermediate **11** (0.3g, 1eq), L-alanine isopropyl ester (0.385g, 2.4eq) and 1-chloroethyl ethyl carbonate (1.12ml) as described for compound **7** (t under microwave irradiations = 1 hour) to give a mixture of 4 diastereoisomers partially purified as a white lyophilized powder in 15% yield.

Compound 12:

[00386] A part of the above mixture was purified by prepMS to give a pure mixture of 4 diastereoisomers as a white lyophilized powder in 88% yield. ¹H NMR (MeOD, 400 MHz) δ (ppm) 1.19-1.36 (m, 15H), 1.53-1.56 (m, 3H), 3.79-3.91 (m, 1H), 4.06 (s, 3H), 4.09-4.24 (m, 3H), 4.37-4.60 (m, 3H), 4.89-5 (m, 2H), 6.14-6.22 (m, 1H), 6.34-6.48 (m, 1H), 7.96-7.99 (m, 1H); ³¹P NMR (MeOD, 162 MHz) δ (ppm) 5.19 (s, 0.23P), 5.42 (s, 0.25P), 5.66 (s, 0.22P), 5.72 (s, 0.30P); ¹⁹F NMR (MeOD, 376.5MHz) δ (ppm) -162.96 to -162.46 (m, 1F) and MS (ESI, EI⁺) *m/z* = 623.2 (MH⁺).

Compound 13, compound 14 and compound 15:

[00387] The compounds **13**, **14** and **15** were isolated after purification of the above mixture of 4 diastereoisomers by chiral semi-preparative HPLC (column: regis technologies (*S,S*)-whelk-O1, 25cmx21.1mm and isocratic eluent = hexane/isopropanol: 75/25, 70 minutes).

Compound 13 (mixture of diastereoisomers 1 and 2):

[00388] Retention time = 33.48 minutes, white lyophilized powder in 33% yield; ^1H NMR (MeOD, 400 MHz) δ (ppm) 1.19-1.27 (m, 12H), 1.30-1.35 (m, 3H), 1.54-1.56 (m, 3H), 3.79-3.90 (m, 1H), 4.06 (s, 3H), 4.08-4.21 (m, 3H), 4.37-4.62 (m, 3H), 4.88-5 (m, 2H), 6.16 (d, J = 18.42Hz, 0.42H), 6.20 (d, J = 18.42Hz, 0.58H), 6.39-6.44 (m, 1H), 7.97 (s, 0.42H), 7.98 (s, 0.58H); ^{31}P NMR (MeOD, 162 MHz) δ (ppm) 5.66 (s, 0.42P), 5.71 (s, 0.58P); ^{19}F NMR (MeOD, 376.5MHz) δ (ppm) -162.95 (s, 0.58F), -162.58 (s, 0.42F); and MS (ESI, EI^+) m/z = 623.4 (MH^+).

Compound 14 (diastereoisomer 3):

[00389] Retention time = 41.58 minutes, white lyophilized powder in 12% yield; ^1H NMR (MeOD, 400 MHz) δ (ppm) 1.19-1.33 (m, 15H), 1.54 (d, J = 5.24Hz, 3H), 3.81-3.89 (m, 1H), 4.06 (s, 3H), 4.16-4.22 (m, 3H), 4.37-4.48 (m, 2H), 4.52-4.61 (m, 1H), 4.89-4.95 (m, 1H), 6.16 (d, J = 18.58Hz, 1H), 6.42-6.48 (m, 1H), 7.96 (s, 1H); ^{31}P NMR (MeOD, 162 MHz) δ (ppm) 5.19 (s, 1P); ^{19}F NMR (MeOD, 376.5MHz) δ (ppm) -162.58 (s, 1F); and MS (ESI, EI^+) m/z = 623.4 (MH^+).

Compound 15 (diastereoisomer 4):

[00390] Retention time = 54.63 minutes, white lyophilized powder in 17% yield; ^1H NMR (MeOD, 400 MHz) δ (ppm) 1.19-1.25 (m, 9H), 1.27 (t, J = 7.14Hz, 3H), 1.35 (d, J = 7.11Hz, 3H), 1.54 (d, J = 5.30Hz, 3H), 3.83-3.91 (m, 1H), 4.06 (s, 3H), 4.18-4.23 (m, 3H), 4.40-4.45 (m, 1H), 4.49-4.61 (m, 2H), 4.93-5.02 (m, 1H), 6.18 (d, J = 18.61Hz, 1H), 6.34-6.40 (m, 1H), 7.98 (s, 1H); ^{31}P NMR (MeOD, 162 MHz) δ (ppm) 5.42 (s, 1P); ^{19}F NMR (MeOD, 376.5MHz) δ (ppm) -162.78 (s, 1F); and MS (ESI, EI^+) m/z = 623.4 (MH^+).

Examples 16 & 17

Preparation of Compounds 16 & 17

[00391] These 2 compounds were isolated after purification by prepMS of compound **13**:

Column : Sunfire preparative C18 (19x150mm)

Eluent:

Solvent A: H_2O (0.05% HCO_2H)

Solvent B: CH_3CN (0.05% HCO_2H)

4%*	40%*	60min (20ml/min)
40%	95%	10s
95%	95%	5min

* % of strong solvent B

Compound 16 (diastereoisomer 1):

[00392] Retention time = 50.24 minutes, white lyophilized powder in 27% yield; **¹H NMR** (CDCl₃, 400 MHz) δ (ppm) 1.21-1.27 (m, 9H), 1.31 (t, J = 7.18Hz, 3H), 1.36 (d, J = 6.99Hz, 3H), 1.61 (d, J = 5.31Hz, 3H), 3.60-3.65 (m, 1H), 3.85-3.94 (m, 1H), 4.06 (s, 3H), 4.20-4.25 (m, 1H), 4.24 (t, J = 7.08Hz, 2H), 4.28-4.34 (m, 1H), 4.69-4.76 (m, 1H), 4.89-4.96 (m, 1H), 4.97-5.04 (m, 1H), 5.36 (brs, 2H), 5.98 (d, J = 18.71Hz, 1H), 6.41-6.47 (m, 1H), 7.64 (s, 1H); **³¹P NMR** (CDCl₃, 162 MHz) δ (ppm) 4.95 (s, 1P); **¹⁹F NMR** (CDCl₃, 376.5MHz) δ (ppm) -161.01 (s, 1F); and **MS (ESI, EI⁺)** m/z = 623.4 (MH⁺).

Compound 17 (diastereoisomer 2):

[00393] Retention time = 51.25 minutes, white lyophilized powder in 33% yield; **¹H NMR** (CDCl₃, 400 MHz) δ (ppm) 1.24-1.31 (m, 12H), 1.38 (d, J = 7.09Hz, 3H), 1.60 (d, J = 5.31Hz, 3H), 3.66-3.71 (m, 1H), 3.91-4 (m, 1H), 4.07 (s, 3H), 4.17-4.24 (m, 3H), 4.37-4.43 (m, 1H), 4.68-4.75 (m, 1H), 4.81-4.90 (m, 1H), 4.99-5.08 (m, 1H), 5.24 (brs, 2H), 6.06 (d, J = 18.88Hz, 1H), 6.39-6.45 (m, 1H), 7.72 (s, 1H); **³¹P NMR** (CDCl₃, 162 MHz) δ (ppm) 5.63 (s, 1P); **¹⁹F NMR** (CDCl₃, 376.5MHz) δ (ppm) -161.33 (s, 1F); and **MS (ESI, EI⁺)** m/z = 623.4 (MH⁺).

Example 18

HCV Replicon Assay

[00394] Huh-7-derived cell line (Zluc) that harbors an HCV genotype 1b replicon and a luciferase reporter gene was grown in Dulbecco's Modified Eagle Medium (DMEM) supplemented with 10% fetal bovine serum, 2 mM GlutaMAX, 1% MEM nonessential amino acids, 100 IU/mL penicillin, 100 μ g/mL streptomycin, and 0.5 mg/mL Geneticin[®] (G418). For dose response testing the cells were seeded in 96-well plates at 7.5×10^3 cells per well in a volume of 50 μ L, and incubated at 37°C/5% CO₂. Drug solutions were made up freshly in Huh-7 media as 2X stocks. Ten additional 5-fold dilutions were prepared from these stocks in DMEM without G418. At least three hours after Zluc cells were seeded, drug treatment was initiated by adding 50 μ L of drug dilutions to the plates in duplicate. Final concentrations of drug ranged from 100 nM to 0.0000512 nM. Cells were then incubated at 37°C/5% CO₂. Alternatively compounds were tested at two concentrations (10 nM and 100 nM). In all cases, Huh-7 (which do not harbors the HCV replicon) served as negative control. After 72 hours of incubation, the inhibition of HCV replication was measured by quantification of photons emitted after mono-oxygenation of 5'-fluoroluciferin to oxyfluoroluciferin by firefly luciferase. For this, media was removed from the plates via gentle tapping. Fifty microliters of ONE-glo luciferase assay reagent was added to each well. The plates were shaken gently for 3 min at room

temperature and luminescence was measured on a Victor³ V 1420 multilabel counter (Perkin Elmer) with a 1 second read time using a 700 nm cut-off filter. The EC₅₀ values were calculated from dose response curves from the resulting best-fit equations determined by Microsoft Excel and XLfit 4.1 software. When screening at two fixed concentrations, the results were expressed as % inhibition at 10 nM and 100 nM.

[00395] For cytotoxicity evaluation, Zluc cells were treated with compound as described above, and cell viability was monitored using the CellTiter-Blue Cell Viability Assay (Promega) by adding 20 µL of the assay solution to each well. The plates were then incubated at 37°C/5% CO₂ for at least 3 hours. Fluorescence was detected in plates using excitation and emission wavelengths of 560 and 590 nm, respectively, in a Victor³ V 1420 multilabel counter (Perkin Elmer) and CC₅₀ values were determined using Microsoft Excel and XLfit 4.1 software.

[00396] Compounds presented in Table 1, below, were assayed according to the replicon assay described above.

Table 1 – HCV Replicon Assay

Compound Reference	HCV Replicon	
	EC ₅₀	CC ₅₀
Compound 1:	+++	+
Compound 2:	++++	+
Compound 3:	++++	+
Compound 4:	++++	+

Compound Reference	HCV Replicon	
	EC ₅₀	CC ₅₀
Compound 5:	++++	++
Compound 6:	++++	++
Compound 7:	++++	+
Compound 8:	+++	+
Compound 14:	++++	+
Compound 15:	++++	+
Compound 16:	++++	+
Compound 17:	++++	+
Compound 21	++	+

Compound Reference	HCV Replicon	
	EC ₅₀	CC ₅₀
Compound 22	++	+
Compound 24	++++	+

[00397] EC₅₀ is provided as follows:

++++ ≤ 100 nM

100 nM < +++ ≤ 1 μM

1 μM < ++ ≤ 10 μM

+ > 10 μM

[00398] CC₅₀ is provided as follows:

++ ≤ 50 μM

+ > 50 μM

Example 19

Stability Assays

[00399] Abbreviations: HLM = Human liver microsome; HIM = Human intestinal microsome; HLS9 = Human liver S9 fraction; HIS9 = Human liver S9 fraction; SGF = Simulated gastric fluid; SIF = Simulated intestinal fluid.

[00400] Stability in simulated gastric and intestinal fluids: Simulated gastric and intestinal fluids containing pepsin and pancreatin respectively were prepared according to the U.S. Pharmacopoeia USP291 procedure (www.pharmacopeia.cn/v29240/usp29nf24s0_ris1s126.html). Test compound (final concentration 100 μM) was incubated in duplicate in the appropriate fluid for 2 hours at 37°C. The samples were quenched with 200 μl cold acetonitrile, vortexed for 30 seconds and then centrifuged at 16,100 g for 10 min. The supernatants were analyzed by HPLC on a C-18 column with UV detection at 252 nm. The time 0 samples were prepared by adding SGF or SIF fluid to the quenching solvent followed by the test compound. Stability of the compound was

determined by peak area the test compound after incubation and calculated as percent of the peak area observed at time zero. Results are provided in Table 2 below.

[00401] Stability in liver and intestinal subcellular fractions: Stability of Compound 1 and its diastereomer were determined in subcellular fractions (microsomes and S9) of human liver and intestine in duplicate for each matrix. Pooled liver and intestinal microsomal, intestinal and liver S9 proteins (1.0 mg/mL), suspended in incubation buffer (100 mM potassium phosphate, pH 7.4, 5 mM MgCl₂, and 0.1 mM EDTA), were preincubated for 5 min at 37°C with 10 µM of a test compound from a 10 mM stock solution in DMSO (final DMSO concentration was 0.1%); the reaction was initiated by the addition of NADPH (3 mM final concentration). At specific times (0 and 60 min), 0.1 mL samples were taken and the reaction terminated by the addition of 4 volumes of stop solution (acetonitrile with 500 ng/mL carbutamide as an internal standard). The samples were vortexed for 30 sec and then centrifuged at 16,000 g for 10 min. 100 µL of supernatants were transferred to 96 deep-well plates preloaded with 100 µL distilled water and analyzed after mixing by LC-MS/MS. The MS peak area ratio of the test compound versus the internal standard was calculated and percent unchanged test compound over 60 minutes was calculated using this ratio. Results are shown in Table 2.

Table 2 – Stability Assay

Test System	Compound	
	14	15
	Percent Remaining	Percent Remaining
SGF	91	97
SIF	39	0
HLM (1 hr)	0	0
HIM (1 hr)	41	54
HLS9 (1 hr)	0.7	0
HIS9 (1 hr)	53	76

Example 20

Metabolism Assays

[00402] Assay for the release of active metabolite in Huh-7 cells. Huh-7 cells were plated in 1 mL culture medium (DMEM, containing glucose, L-glutamine and sodium pyruvate, 10% FBS, 100 IU/mL penicillin, 100 µg/mL streptomycin, 2 mM GlutaMAX, 1% MEM non-essential amino acids) at the concentration 0.8, 0.4 and 0.2 million cells per well on 6 well plates

for 24, 48 and 72 hr treatment, respectively. Plated cells were incubated overnight at 37°C in an incubator.

[00403] The following morning the test compound was diluted to 20 μ M from a stock solution in DMSO in fresh culture medium pre-warmed to 37°C and 1 mL of the solution / well was added to cells. A final medium volume per well was 2.0 mL, the test compound concentration in well was 10 μ M and final DMSO concentration was 0.1%.

[00404] After 24, 48 or 72 hr, the medium was carefully removed and cell monolayers were washed twice with 2 mL ice-cold PBS per well. Following the last wash, all PBS was carefully removed and 1.0 mL of extraction solution (ice-cold 70% methanol) added. The plate was tightly covered with Parafilm, plastic plate cover and Parafilm again and an intracellular content was extracted at -20°C for 24 hr.

[00405] After 24 hr extracts were transferred into polypropylene microfuge tubes and dry on a refrigerated centrivap concentrator. Dry residues were reconstituted in 250 μ L of HPLC-grade water and centrifuged at 16,000 x g for 10 min. Aliquots (100 μ L each) of the supernatants were transferred into a 96 well plate and 2'-C-methyl-adenosine 5'-triphosphate, trisodium salt (4 ng/mL final concentration) was added as the internal standard (IS) for LC-MS/MS analysis.

[00406] Abbreviations: FHH = fresh human hepatocytes; Ms = Mouse; MsH = Mouse hepatocyte, TP = triphosphate, AUC = area under the concentration-time curve, C_{\max} = maximum observed concentration.

[00407] Assay for the release of active metabolite in primary hepatocytes: Plates of fresh human and mouse hepatocytes were obtained on ice. The medium was removed and replaced with hepatocyte culture medium (William's E supplemented with penicillin-streptomycin, 1% L-glutamine, 1% insulin-transferrin-selenium and 0.1 μ M Dexamethasone (Invitrogen) or with Invitro GRO HI medium complemented with Torpedo antibiotics (Celsis)). Cells were left overnight in an incubator at 37 °C to acclimatize to culture and the medium.

[00408] Hepatocyte incubations were conducted at a final volume of 0.5 mL hepatocyte culture medium/well (0.8 million cells/well for human and 0.5 million cells/well for mouse; 12 well plate no overlay, collagen coat). Culture medium from overnight incubation of cells was removed and replaced with fresh medium, pre-warmed to 37°C, containing 10 μ M of the test compound from a stock solution in DMSO (final DMSO concentration was 0.1%). At each specific time point, incubation medium was removed and cell monolayers were carefully washed

two times with ice-cold PBS. Following the last wash, all PBS was carefully removed and 1.0 mL of extraction solution (ice-cold 70% methanol/30% water) added. Cells were scraped off and suspended in the extraction solution, transferred to 2 mL polypropylene microfuge tubes and intracellular contents extracted overnight at -20°C.

[00409] After the overnight treatment the cellular extracts were prepared by centrifugation at 16,000 x g for 10 min to remove cellular debris. The remaining sample was then dried using a refrigerated centrivap concentrator. Dry extracts were reconstituted in 1000 µL of HPLC-grade water and centrifuged at 16,000 x g for 10 min. Aliquots (100 µL each) of the supernatant were transferred into a 96 well plate and 2'-C-methyl-adenosine 5'-triphosphate, trisodium salt (4 ng/mL final concentration) was added as the internal standard (IS) for LC-MS/MS analysis.

[00410] The incubation time points were 6, 24 and 48 hours for human hepatocytes and 1, 4, 8, 12 and 24 hours for mouse hepatocytes. Results are provided in Table 3 below.

Table 3 – Release of Active Metabolite in Hepatocytes

Data Descriptor	Compound	
	14	15
Huh-7 TP C _{max} (pmol/mill cells)	410	198
Huh-7 TP (24 hr)	410	198
Huh-7 TP (48 hr)	267	146
Huh-7 TP (72 hr)	195	117
FHH TP AUC (pmol.hr/mill cells)	4006	4453
FHH TP C _{max} (pmol/mill cells)	155	139
FHH TP (6 hr)	155	139
FHH TP (24 hr)	102	109
FHH TP (48 hr)	0	42
MsH AUC (pmol.hr/mill cells)	8704	218
MsH C _{max} (pmol/mill cells)	7534	216
BLD = below limit of detection ND = Not determined		

Example 21

Plasma and Liver Pharmacokinetics Following a Single Oral Dose In CD-1 Mice

[00411] Abbreviations: Ms = Mouse; 2'-F, 2'-MeG = 2'-Fluoro, 2'-methylguanosine; 2'-F, 2'-MeGTP = 2'-Fluoro, 2'-methylguanosine triphosphate.

[00412] A single oral dose of Compound 1 at 25 mg/kg in PEG 200 (dose volume 5 mL/kg) was administered to nine CD-1 male mice. Five untreated animals were used for the collection of control plasma and liver. Terminal plasma and liver samples were collected from three animals per time point at 4, 12 and 24 hours post dose. Liver specimens were collected from all animals immediately after the incision. Freezing forceps stored in liquid nitrogen were used to freeze the liver before excision.

[00413] Plasma samples were analyzed for 2'-methylguanosine (2'-MeG) by LC-MS/MS. The internal standard (IS) was 2'-MeG-D3. For protein precipitation and extraction, each plasma sample (50 μ L) was treated with 500 μ L of 0.2% formic acid in acetonitrile and 20 μ L of the internal standard working solution. After vortexing and centrifugation, 500 μ L of the sample extracts were transferred to a new plate, dried under N₂ at \sim 28°C and reconstituted with 75 μ L of 0.2% FA in water. The extracts were chromatographed on an Aquasil C18 column using a gradient system of 0.2% formic acid in water and acetonitrile. The analytes were detected and quantified by tandem mass spectrometry in positive ion mode on an MDS Sciex API5000 equipped with a Turbo IonSpray® interface. The calibration range was 0.500 (LLOQ) to 200 ng/mL in mouse plasma. The corresponding range for molar units is 1.68 to 673 pmol/mL.

[00414] Liver samples were analyzed for the active species 2'-methylguanosine triphosphate (2'-MeGTP) by LC-MS/MS. 2'-F, 2'-MeGTP levels were assayed by homogenizing (on ice) a known weight of mouse liver with 4X volume of 0.95 M trichloroacetic acid (TCA). Internal standard solution was added to the homogenate followed by neutralization with 20% ammonium hydroxide solution and addition of 500 μ L 1% formic acid. The tissue samples were extracted by weak anion exchange solid phase extraction (SPE). Post extraction, the eluates were evaporated under nitrogen, followed by reconstitution before injection onto the LC-MS/MS system. The samples were chromatographed on a Luna NH₂ column using a gradient system of ammonium acetate (1 mM to 20 mM and pH 8.0 to pH 10.0) in water and acetonitrile (70:30). The analyte was detected and quantified by tandem mass spectrometry in positive ion mode on an API4000 equipped with a Turbo IonSpray® interface. The calibration range was 10 to 10000 pmol/mL in mouse liver homogenate (50 to 50000 pmol/g of mouse liver).

[00415] Results are provided in Table 4 below.

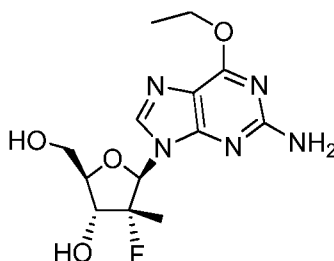
Table 4 – Pharmacokinetics

PK parameter	14	15
Ms Plasma 2'-F, 2'-MeG C _{max} (pmol/mL at 1 μ mol/kg)	14	16

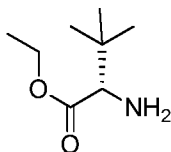
PK parameter	14	15
Ms Plasma 2'-F, 2'-MeG AUC (pmol.hr/mL at 1 μ mol/kg)	150	130
Ms 2'-F, 2'-MeGTP C _{max} (pmol/g at 1 μ mol/kg)	250	120
Ms 2'-F, 2'-MeGTP AUC (pmol.hr/g at 1 μ mol/kg)	1900	900

Example 22

Synthesis of compounds 18-24

Compound 18:

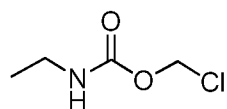
[00416] Under nitrogen and at room temperature, sodium ethoxide (Aldrich) (0.3g, 4eq) was added to a solution of intermediate **10** (0.58g, 1eq) in anhydrous ethanol (20ml). The reaction mixture was stirred at 60°C overnight. The solvent was evaporated under reduced pressure and the crude mixture was purified by chromatography on a silica gel column (eluent: CH₂Cl₂/MeOH 0 to 20%) to give the expected intermediate in 78.9% yield as a white foam. ¹H NMR (DMSO-*d*₆, 400 MHz) δ (ppm) 1.05 (d, *J* = 22.40Hz, 3H), 1.35 (t, *J* = 7.20Hz, 3H), 3.65-3.70 (m, 1H), 3.81-3.90 (m, 2H), 4.11-4.22 (m, 1H), 4.43-4.45 (q, *J* = 7.20Hz, *J* = 1.6Hz, 2H), 5.22 (m, 1H), 5.64 (d, *J* = 7.20Hz, 1H), 6.03 (d, *J* = 18.0Hz, 1H), 6.52 (brs, 2H), 8.15 (s, 1H); ¹⁹F NMR (DMSO-*d*₆, 376.5MHz) δ (ppm) – 161.53 (s, 1F); and MS (ESI, EI⁺) *m/z* = 328.0 (MH⁺).

Compound 19:

[00417] To a solution of L-tert-leucine (1g, 1eq) in anhydrous ethanol (30ml) was added, dropwise, at 0°C, thionylchloride (Aldrich) (2.8ml, 5eq). The reaction mixture was heated overnight at 80°C. The solvent was evaporated under reduced pressure. The resulting white powder was washed with petroleum ether, filtered and concentrated under reduced pressure to

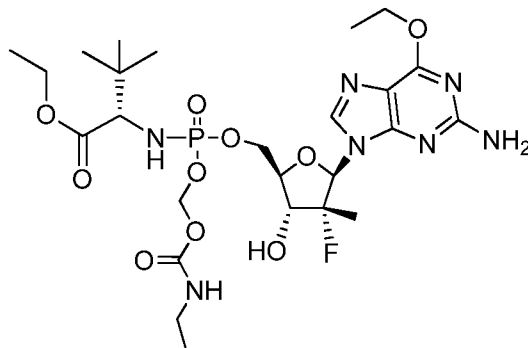
give the title intermediate as a white solid in 69% yield. ^1H NMR (DMSO, 400 MHz) δ (ppm) 1.00 (s, 9H), 1.23 (m, 3H), 3.68 (s, 1H), 4.20 (m, 2H), 8.47 (m, 3H).

Compound 20:



[00418] To a cold solution (-20°C) of ethylamine hydrochloride (Aldrich) (5g, 1eq) and triethylamine (Aldrich) (21.5ml, 2.5eq) in anhydrous dichloromethane (180ml), was added, dropwise, 1-chloro-methyl chloroformate (Alfa Aesar) (6ml, 1.1eq). The reaction mixture was stirred at -20°C for 15 min, then water was added and the pH adjusted to pH = 3 by addition of HCl 1N solution. The organic phase was separated and washed with water, dried over Na_2SO_4 , filtered, and finally concentrated under reduced pressure. The crude mixture was purified on silica gel column chromatography (eluent: petroleum ether/EtOAc 0 to 50%) to give the title intermediate as a colorless oil in 20% yield. ^1H NMR (CDCl_3 , 400 MHz) δ (ppm) 1.18 (t, J = 7.20Hz, 3H), 3.29 (m, 2H), 4.90 (brs, 1H), 5.76 (s, 2H).

Compounds 21 and 22:



[00419] To a solution of intermediate **18** (0.5g, 1eq) in $\text{P}(\text{O})(\text{OEt})_3$ (Aldrich) (5ml) at 0°C under nitrogen was added dropwise POCl_3 (Aldrich) (0.22ml, 1.5eq). The mixture was stirred at 0°C during 1 hour. Intermediate **19** (0.36g, 1.2eq) in anhydrous acetonitrile (5ml) was added dropwise, followed by addition of Et_3N (1ml, 4eq) at 0°C . The reaction mixture was stirred at 0°C for 2 hours. Water (10ml) and K_2CO_3 (600mg) were added and the mixture stirred at room temperature during 15 minutes, before addition of Na_2SO_4 , filtration and evaporation under reduced pressure. The resulting residue was taken into anhydrous DMF (20ml), followed by addition of DIEA (1ml, 7eq) and intermediate 20 (0.25ml, 2eq). The reaction mixture was stirred at 100°C under microwave irradiations during 15 minutes and monitored by LC/MS. After two more additions of intermediate 20 (2x 0.25ml, 4eq) and stirring 2 x 15 minutes at 100°C , the

mixture was diluted with ethyl acetate and washed with water. The organic layer was dried over Na_2SO_4 , filtered and concentrated under reduced pressure. The crude mixture was purified by chromatography on silica gel column (eluent: $\text{CH}_2\text{Cl}_2/\text{CH}_3\text{OH}$ 0 to 10%) followed by purification on reverse phase column chromatography (eluent: water/ CH_3CN 0 to 100%). Finally, the 2 diastereoisomers **21** and **22** were separated by prepMS:

[00420] Column : Sunfire preparative C18 (19x150mm)

[00421] Eluent:

[00422] Solvent A: H_2O (0.05% HCO_2H)

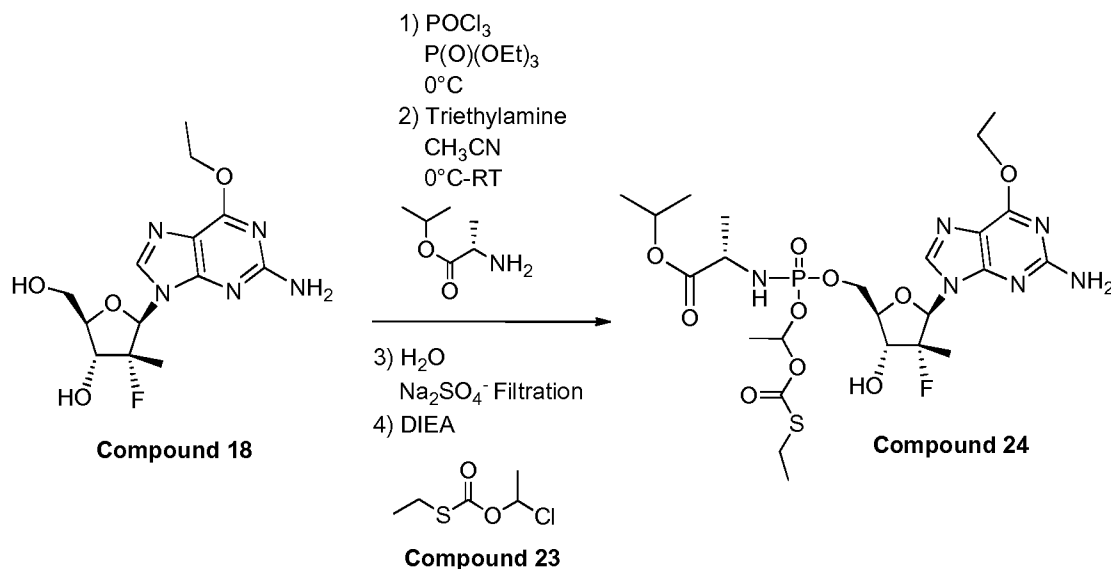
[00423] Solvent B: CH_3CN (0.05% HCO_2H)

5%*	95%*	20 min (20 ml/min)
95%	95%	5 min

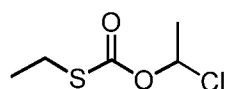
* % of strong solvent B

[00424] Compound 21 (diastereoisomer 1): Retention time = 11.70 minutes, white lyophilized powder in 0.12% yield; ^1H NMR (MeOD, 400 MHz) δ (ppm) 0.82 (s, 9H), 1.02 (m, 3H), 1.09 (m, 6H), 1.34 (m, 3H), 3.04-3.06 (m, 2H), 3.41-3.44 (d, J = 12.0Hz, 1H), 4.02-4.11 (m, 3H), 4.28-4.30 (m, 1H), 4.37-4.46 (m, 4H), 5.40-5.41 (m, 1H), 5.44-5.51 (m, 1H), 6.05 (d, J = 20.0Hz, 1H), 7.85 (s, 1H); ^{31}P NMR (MeOD, 162 MHz) δ (ppm) 8.23 (s, 1P); ^{19}F NMR (MeOD, 376.5MHz) δ (ppm) -162.50 (s, 1F); and MS (ESI, EI^+) m/z = 650.4 (MH^+).

[00425] Compound 22 (diastereoisomer 2): Retention time = 12.05 minutes, white lyophilized powder in 0.1% yield; ^1H NMR (MeOD, 400 MHz) δ (ppm) 0.83 (s, 9H), 1.03 (m, 3H), 1.14 (m, 6H), 1.34 (m, 3H), 3.05-3.07 (m, 2H), 3.40-3.43 (d, J = 12.0Hz, 1H), 4.03-4.09 (m, 3H), 4.28-4.35 (m, 2H), 4.41-4.46 (m, 3H), 5.46-5.51 (m, 2H), (m, 1H), 6.07 (d, J = 16.0Hz, 1H), 7.88 (s, 1H); ^{31}P NMR (MeOD, 162 MHz) δ (ppm) 8.18 (s, 1P); ^{19}F NMR (MeOD, 376.5MHz) δ (ppm) -162.50 (s, 1F); and MS (ESI, EI^+) m/z = 651.2 (MH^+).

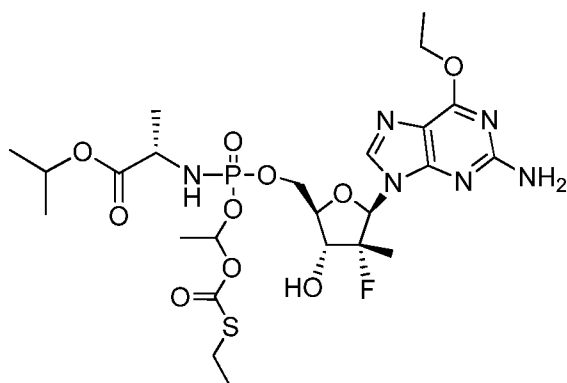


Compound 23:



[00426] 1-Chloro-2-methyl chloroformate (Aldrich) (1.9g, 1.0eq) was dissolved in diethyl ether (40ml). Ethanethiol (Aldrich) (0.987ml, 1.0eq) was added at room temperature followed by dropwise addition at 0°C of pyridine (1.18ml, 1.2eq). The reaction mixture was stirred at room temperature 7h. After filtration and washing with diethyl ether to remove the pyridinium salt, the organic layer was washed with water, saturated solution of NaHCO_3 and brine. The organic layer was dried over Na_2SO_4 , filtered and concentrated under reduced pressure to give the title intermediate as a colorless oil in 25% yield. ^1H NMR (CDCl_3 , 400 MHz) δ (ppm) 1.25-1.28 (m, 3H), 1.82 (d, $J = 7.0\text{Hz}$, 3H), 2.92 (m, 2H), 6.60 (m, 1H).

Compound 24:



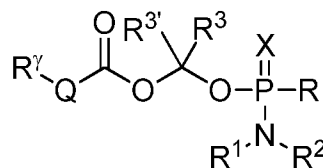
[00427] To a solution of intermediate **18**, 2-(2-amino-6-ethoxy-purin-9-yl)-5-hydroxymethyl-3-methyl-tetrahydrofuran-3,4-diol (0.2g, 1eq) in P(O)(OEt)_3 (1ml) at 0°C under nitrogen was

added dropwise POCl_3 (0.1ml). The mixture was stirred at 0°C during 1 hour, then overnight at room temperature. L-alanine isopropyl ester hydrochloride (0.13g, 1.3eq) in anhydrous acetonitrile (3ml) was added dropwise, followed by addition of DIEA (1.12ml, 10eq) at 0°C . The reaction mixture was stirred at 0°C to room temperature during 1 hour. Water (0.6ml) was added and the mixture was stirred at room temperature during 15 minutes, before addition of Na_2SO_4 . After filtration, 1-chloroethyl ethylsulfanylformate (0.35g, 5eq) and DIEA (0.10ml, 7eq) were added and the reaction mixture was stirred at 100°C under microwave irradiations during 60 minutes. The mixture was diluted with ethyl acetate and washed with water. The organic layer was dried, filtered and concentrated under reduced pressure. The crude was purified by chromatography on silica gel column (eluent: $\text{CH}_2\text{Cl}_2/\text{CH}_3\text{OH}$ 0 to 10%) followed by purification by prepMS to give a mixture of 4 diastereoisomers as a white lyophilized solid. ^1H NMR (MeOD, 400 MHz) δ (ppm) 1.05-1.20 (m, 6H), 1.25 (m, 2H), 1.33 (t, $J = 7.1\text{Hz}$, 3H), 1.43 (t, $J = 5.4\text{Hz}$, 3H), 2.69-2.81 (m, 2H), 3.69-3.80 (m, 1H), 4.06-4.12 (m, 1H), 4.28-4.36 (m, 1H), 4.39-4.48 (m, 3H), 4.88 (ds, $J = 6.0$ and 0.7Hz , 1H), 6.0-6.12 (m, 1H), 6.43-6.57 (m, 1H), 7.83-7.87 (m, 1H); ^{31}P NMR (MeOD, 162 MHz) δ (ppm) 5.15 (s, 0.26P), 5.48 (s, 0.24P), 5.63 (s, 0.24P), 5.70 (s, 0.26P); ^{19}F NMR (MeOD- d_6 , 376.5MHz) δ (ppm) -162.77 (m, 1F); and MS (ESI, EI^+) $m/z = 653.03$ (MH^+).

[00428] All publications and patent, applications cited in this specification are herein incorporated by reference as if each individual publication or patent application were specifically and individually indicated to be incorporated by reference. While the claimed subject matter has been described in terms of various embodiments, the skilled artisan will appreciate that various modifications, substitutions, omissions, and changes may be made without departing from the spirit thereof. Accordingly, it is intended that the scope of the subject matter limited solely by the scope of the following claims, including equivalents thereof.

WHAT IS CLAIMED IS:

1. A compound of Formula I:



(I)

or a pharmaceutically acceptable salt, solvate, stereoisomeric, tautomeric or polymorphic form thereof, wherein:

R is a moiety derivable by removal of a hydrogen radical from a hydroxy group of an antiviral drug;

Q is $-N(R^\gamma)-$, $-O-$, $-S-$ or $-C(R^\gamma)_2-$;

X is O or S;

each R^γ is independently hydrogen or alkyl;

each R^3 and $R^{3'}$ is independently hydrogen or alkyl; or R^3 and $R^{3'}$ together with the carbon atom to which they are attached form a 3-7 membered ring;

R^1 and R^2 are selected as follows:

i) R^1 and R^2 are each independently hydrogen, alkyl, alkenyl, alkynyl, aryl, aralkyl, cycloalkyl, cycloalkenyl, alkylheterocyclyl or alkylheteroaryl;

ii) R^1 and R^2 together with the nitrogen atom on which they are substituted form a 3-7 membered heterocyclic or heteroaryl ring, wherein the ring is unsubstituted or substituted by $C(O)Q^1$; or

iii) R^1 is hydrogen, alkyl or cycloalkyl, and R^2 is $-(G)_mC(O)Q^1$;

Q^1 is OR^4 , SR^4 or NR^5R^6 ;

each G is independently CR^7R^8 ; and

each m is 1 or 2;

R^4 is alkyl, alkenyl, alkynyl, aryl, aralkyl, cycloalkyl or cycloalkenyl;

R^5 and R^6 are selected as follows:

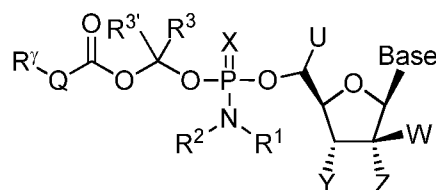
i) R^5 and R^6 are each independently hydrogen, alkyl, alkenyl, alkynyl, aryl, aralkyl, cycloalkyl or cycloalkenyl; or

ii) R^5 and R^6 together with the nitrogen atom on which they are substituted form a 3-7 membered heterocyclic or heteroaryl ring; and

R^7 and R^8 are selected as follows:

- i) R^7 and R^8 are each independently hydrogen, alkyl, heteroalkyl, alkenyl, heteroalkenyl, alkynyl, heteroalkynyl, aryl, aralkyl, heteroaryl, heteroaralkyl, cycloalkyl, cycloalkenyl, alkylheterocyclyl or alkylheteroaryl, wherein alkyl is optionally substituted by alkoxy; or
- ii) R^7 and R^8 together with the carbon atom to which they are attached form a 3-7 membered cycloalkyl ring.

2. The compound of claim 1 wherein Q is $-O-$ or $-C(R^y)_2-$.
3. The compound of claim 1 or 2 wherein each R^y is independently hydrogen, methyl, ethyl, propyl or isopropyl.
4. The compound of any of claims 1-3 wherein each R^3 and $R^{3'}$ is independently hydrogen, methyl, ethyl, propyl or isopropyl.
5. The compound of any of claims 1-4 wherein R^1 is hydrogen.
6. The compound of any of claims 1-5 wherein R^1 is hydrogen and R^2 is benzyl.
7. The compound of any of claims 1-5 wherein R^1 is hydrogen and R^2 is $-CR^7R^8C(O)OR^4$.
8. The compound of any of claims 1-5 or 7 wherein R^7 is hydrogen, R^8 is alkyl or heteroalkyl and R^4 is alkyl.
9. A compound of Formula II:



(II)

or a pharmaceutically acceptable salt, stereoisomeric, tautomeric or polymorphic form thereof, wherein:

Base is a substituted or unsubstituted purine or pyrimidine;

Q is $-N(R^7)-$, $-O-$, $-S-$ or $-C(R^7)_2-$;

U is hydrogen, C_{1-6} alkyl, C_{2-6} alkenyl or C_{2-6} alkynyl;

W is alkyl, cycloalkyl, alkenyl, cycloalkenyl or alkynyl;

Z is hydrogen, OR^{10} , SR^{10} , NR^5R^6 , F, Cl, Br or I; or W and Z, together with the carbon to which they are attached, join to form a 3 to 7 membered cyclic or heterocyclic ring;

X is O or S;

Y is hydrogen or OR^9 ;

each R^7 is independently hydrogen or alkyl;

each R^3 and $R^{3'}$ is independently hydrogen or alkyl; or R^3 and $R^{3'}$ together with the carbon atom to which they are attached form a 3-7 membered ring;

R^1 and R^2 are selected as follows:

i) R^1 and R^2 are each independently hydrogen, alkyl, alkenyl, alkynyl, aryl, aralkyl, cycloalkyl, cycloalkenyl, alkylheterocyclyl or alkylheteroaryl;

ii) R^1 and R^2 together with the nitrogen atom on which they are substituted form a 3-7 membered heterocyclic or heteroaryl ring, wherein the ring is unsubstituted or substituted by $C(O)Q^1$; or

iii) R^1 is hydrogen, alkyl or cycloalkyl, and R^2 is $-(G)_mC(O)Q^1$;

Q^1 is OR^4 , SR^4 or NR^5R^6 ;

each G is independently CR^7R^8 ; and

each m is 1 or 2;

R^4 is alkyl, alkenyl, alkynyl, aryl, aralkyl, cycloalkyl or cycloalkenyl;

R^5 and R^6 are selected as follows:

i) R^5 and R^6 are each independently hydrogen, alkyl, alkenyl, alkynyl, aryl, aralkyl, cycloalkyl or cycloalkenyl; or

ii) R^5 and R^6 together with the nitrogen atom on which they are substituted form a 3-7 membered heterocyclic or heteroaryl ring; and

R^7 and R^8 are selected as follows:

i) R^7 and R^8 are each independently hydrogen, alkyl, heteroalkyl, alkenyl, heteroalkenyl, alkynyl, heteroalkynyl, aryl, aralkyl, heteroaryl, heteroaralkyl, cycloalkyl, cycloalkenyl, alkylheterocyclyl or alkylheteroaryl, wherein alkyl is optionally substituted by alkoxy; or

ii) R^7 and R^8 together with the carbon atom to which they are attached form a 3-7 membered cycloalkyl ring; and

R^9 and R^{10} are selected as follows:

i) R^9 and R^{10} are each independently hydrogen, alkyl, alkenyl, alkynyl, aryl, aralkyl, cycloalkyl or cycloalkenyl; or

ii) R^9 and R^{10} together with a C(O) and the oxygen or sulfur atoms on which they are substituted form a 5 membered ring.

10. The compound of claim 9, wherein U is hydrogen, Y is OR^9 and Z is OR^{10} or F.
11. The compound of claim 9 or 10, wherein U is hydrogen and W is alkyl, alkenyl or alkynyl.
12. The compound of any of claims 9-11, wherein W is alkyl.
13. The compound of any of claims 9-11, wherein U is hydrogen, W is ethynyl; Y is OR^9 ; Z is F; and R^9 is hydrogen.
14. The compound of any of claims 9-11, wherein U is hydrogen, W is methyl; Y is OR^9 ; Z is F; and R^9 is hydrogen.
15. The compound of any of claims 9-11, wherein U is hydrogen, W is methyl; Y is OR^9 ; Z is OR^{10} ; and R^9 and R^{10} are each hydrogen.
16. The compound of any of claims 9-15, wherein Q is $-O-$ or $-C(R^y)_2-$.
17. The compound of any of claims 9-16, wherein each R^y is independently hydrogen, methyl, ethyl, propyl or isopropyl.
18. The compound of any of claims 9-17, wherein each R^3 and $R^{3'}$ is independently hydrogen, methyl, ethyl, propyl or isopropyl.
19. The compound of any of claims 9-18, wherein R^1 is hydrogen.
20. The compound of any of claims 9-19, wherein R^1 is hydrogen and R^2 is benzyl.
21. The compound of any of claims 9-19, wherein R^1 is hydrogen and R^2 is $-CR^7R^8C(O)OR^4$.

22. The compound of any of claims 9-19 or 21, wherein R^7 is hydrogen, R^8 is alkyl or heteroalkyl and R^4 is alkyl.

23. The compound of any one of claims 1-18, wherein, when R^1 and R^2 together with the nitrogen to which they are attached form at least one L-amino acid residue, or an ester thereof.

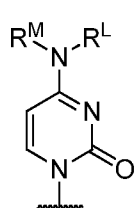
24. The compound of any one of claims 9-23, wherein Base is adenine, cytosine, guanine, hypoxanthine, thymine or uracil.

25. The compound of claim 24, wherein Base is cytosine.

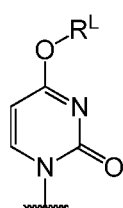
26. The compound of claim 24, wherein Base is guanine.

27. The compound of claim 24, wherein Base is uracil.

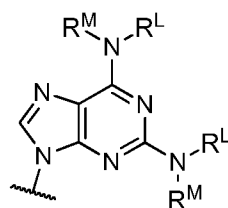
28. The compound of any of claims 9-27, wherein Base is selected from one of formulae (i) to (xxvii):



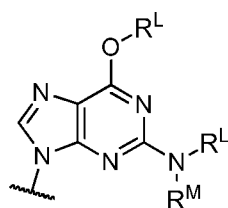
(i)



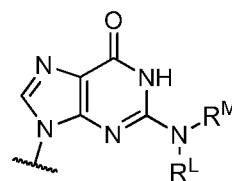
(ii)



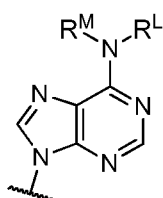
(iii)



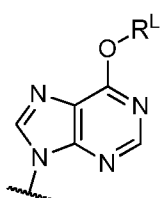
(iv)



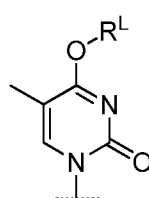
(v)



(vi)



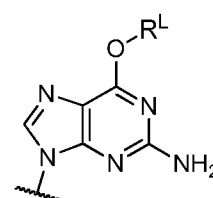
(vii)



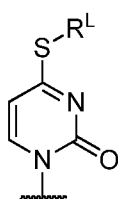
(viii)



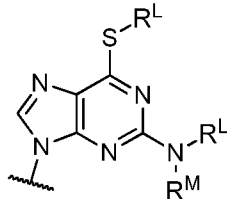
(ix)



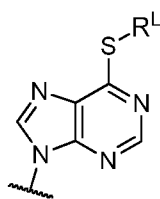
(x)



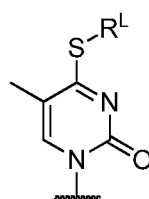
(xi)



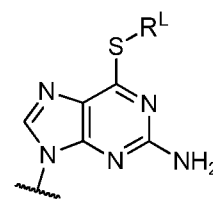
(xii)



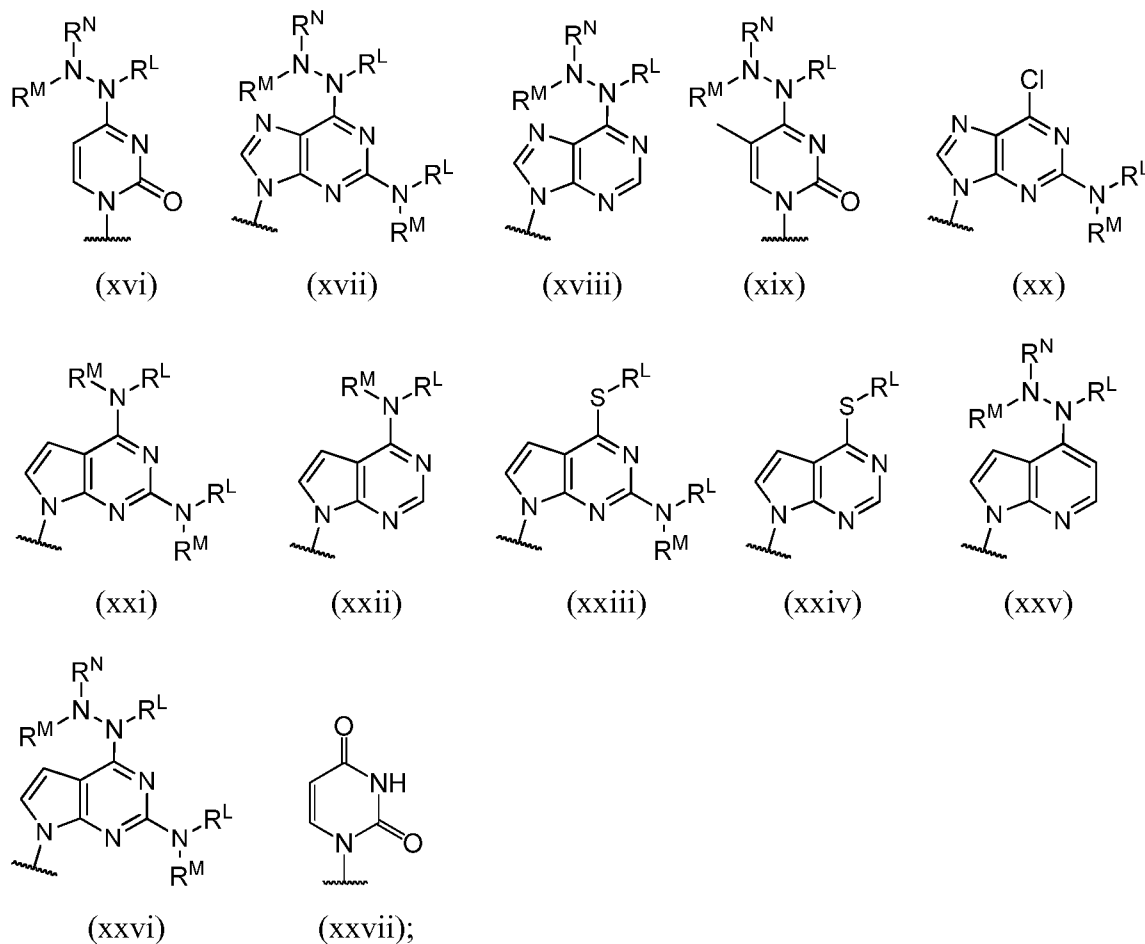
(xiii)



(xiv)



(xv)



wherein:

each R^L is independently hydrogen, alkyl, cycloalkyl, acyl, carbamyl, CO-alkyl, CO-aryl, CO-alkoxyalkyl, CO-aryloxyalkyl, CO-substituted aryl, sulfonate ester, alkyl sulfonyl, aryl sulfonyl, arylalkyl sulfonyl, a lipid, a phospholipid, an amino acid or a carbohydrate; and

each R^M and R^N is independently hydrogen or alkyl; or R^L and R^M together with the N atom to which they are attached from heterocyclcyl.

29. The compound of claim 28, wherein R^L is hydrogen, alkyl or cycloalkyl.
30. The compound of claim 28, wherein R^L is cyclopropyl or cyclopentyl.
31. The compound of claim 28, wherein R^L is methyl, ethyl, propyl or isopropyl.
32. The compound of any one of claims 28-31, wherein R^M is hydrogen.
33. The compound of any one of claims 28-31, wherein R^M is methyl.

34. The compound of any one of claims 1 to 8, wherein R is a moiety derivable by removal of a hydrogen radical from a hydroxy group of a compound selected from ribavirin, viramidine, valopicitabine, PSI-6130, PSI-6206, PSI-938 and R1479.

35. A pharmaceutical composition comprising a compound of any one of claims 1-34 and a pharmaceutically acceptable excipient, carrier or diluent.

36. The pharmaceutical composition of claim 35, wherein the composition is an oral formulation.

37. A method for the treatment of a host infected with a hepatitis C virus, comprising the administration of an effective treatment amount of a compound or composition of any one of claims 1-36.

38. The method of claim 37, wherein the host is a human.

39. The method of claim 37, wherein said administration directs a substantial amount of said compound or pharmaceutically acceptable salt or stereoisomer thereof to the liver of said host.

40. The method of claim 37, wherein said compound or composition is administered in combination or alternation with a second anti-viral agent optionally selected from the group consisting of interferon, a nucleotide analogue, a polymerase inhibitor, an NS3 protease inhibitor, an NS5A inhibitor, an entry inhibitor, a non-nucleoside polymerase inhibitor, a cyclosporine immune inhibitor, an NS4A antagonist, an NS4B-RNA binding inhibitor, a locked nucleic acid mRNA inhibitor, a cyclophilin inhibitor, and combinations thereof.

41. The method of claim 40, wherein the second anti-viral agent is selected from the group consisting of telaprevir, bocepravir, interferon alfacon-1, interferon alfa-2b, pegylated interferon alpha 2a, pegylated interferon alpha 2b, ribavirin, and combinations thereof.

INTERNATIONAL SEARCH REPORT

International application No
PCT/US2012/054679

A. CLASSIFICATION OF SUBJECT MATTER
INV. C07F9/06
ADD.

According to International Patent Classification (IPC) or to both national classification and IPC

B. FIELDS SEARCHED

Minimum documentation searched (classification system followed by classification symbols)
C07F

Documentation searched other than minimum documentation to the extent that such documents are included in the fields searched

Electronic data base consulted during the international search (name of data base and, where practicable, search terms used)

EPO-Internal

C. DOCUMENTS CONSIDERED TO BE RELEVANT

Category*	Citation of document, with indication, where appropriate, of the relevant passages	Relevant to claim No.
X	WO 2011/035231 A1 (GILEAD SCIENCES INC [US]; CHO AESOP [US]; KIM CHOUNG U [US]; METOBO SA) 24 March 2011 (2011-03-24) claim 1; example 26 -----	1-41
X	WO 2008/121634 A2 (PHARMASSET INC [US]; SOFIA MICHAEL J [US]; DU JINFU [US]; WANG PEIYUAN) 9 October 2008 (2008-10-09) claim 1 -----	1-41
A	WO 2005/085268 A2 (LEUVEN K U RES & DEV [BE]; HERDEWIJN PIET [BE]; PANNECOUQUE CHRISTOPHE) 15 September 2005 (2005-09-15) claim 1 -----	1-41
A	WO 03/072757 A2 (BIOTA INC [US]) 4 September 2003 (2003-09-04) the whole document -----	1-41



Further documents are listed in the continuation of Box C.



See patent family annex.

* Special categories of cited documents :

"A" document defining the general state of the art which is not considered to be of particular relevance

"E" earlier application or patent but published on or after the international filing date

"L" document which may throw doubts on priority claim(s) or which is cited to establish the publication date of another citation or other special reason (as specified)

"O" document referring to an oral disclosure, use, exhibition or other means

"P" document published prior to the international filing date but later than the priority date claimed

"T" later document published after the international filing date or priority date and not in conflict with the application but cited to understand the principle or theory underlying the invention

"X" document of particular relevance; the claimed invention cannot be considered novel or cannot be considered to involve an inventive step when the document is taken alone

"Y" document of particular relevance; the claimed invention cannot be considered to involve an inventive step when the document is combined with one or more other such documents, such combination being obvious to a person skilled in the art

"&" document member of the same patent family

Date of the actual completion of the international search

13 November 2012

Date of mailing of the international search report

21/11/2012

Name and mailing address of the ISA/

European Patent Office, P.B. 5818 Patentlaan 2
NL - 2280 HV Rijswijk
Tel. (+31-70) 340-2040,
Fax: (+31-70) 340-3016

Authorized officer

Baston, Eckhard

INTERNATIONAL SEARCH REPORT

Information on patent family members

International application No

PCT/US2012/054679

Patent document cited in search report	Publication date	Patent family member(s)	Publication date
WO 2011035231	A1	24-03-2011	
		AU 2010295373 A1	26-04-2012
		CA 2773772 A1	24-03-2011
		CN 102596958 A	18-07-2012
		CR 20120186 A	04-07-2012
		EA 201200525 A1	28-09-2012
		EP 2480552 A1	01-08-2012
		KR 20120102605 A	18-09-2012
		PE 09952012 A1	01-08-2012
		SG 179194 A1	30-05-2012
		WO 2011035231 A1	24-03-2011
WO 2008121634	A2	09-10-2008	
		AR 066898 A1	23-09-2009
		AU 2008232827 A1	09-10-2008
		CA 2682230 A1	09-10-2008
		CN 101918425 A	15-12-2010
		CO 6260023 A2	22-03-2011
		EP 2203462 A2	07-07-2010
		JP 2010532747 A	14-10-2010
		JP 2012121903 A	28-06-2012
		KR 20100016041 A	12-02-2010
		KR 20120034801 A	12-04-2012
		NZ 579880 A	25-05-2012
		SG 179445 A1	27-04-2012
		TW 200904453 A	01-02-2009
		US 2010016251 A1	21-01-2010
		US 2011257122 A1	20-10-2011
		WO 2008121634 A2	09-10-2008
WO 2005085268	A2	15-09-2005	
		AU 2005219461 A1	15-09-2005
		BR PI0508428 A	24-07-2007
		CA 2556829 A1	15-09-2005
		EP 1720890 A2	15-11-2006
		IL 177658 A	31-10-2011
		JP 2007526258 A	13-09-2007
		NZ 549236 A	30-09-2010
		SG 136123 A1	29-10-2007
		SG 170825 A1	30-05-2011
		US 2007185062 A1	09-08-2007
		US 2012108531 A1	03-05-2012
		WO 2005085268 A2	15-09-2005
WO 03072757	A2	04-09-2003	
		AU 2003217863 A1	09-09-2003
		CA 2477741 A1	04-09-2003
		EP 1485395 A2	15-12-2004
		JP 2005525358 A	25-08-2005
		US 2004059104 A1	25-03-2004
		US 2007259832 A1	08-11-2007
		US 2007265224 A1	15-11-2007
		WO 03072757 A2	04-09-2003