



(51) International Patent Classification:

D02G 3/04 (2006.01) D04B 1/00 (2006.01)
D02G 3/36 (2006.01) D04B 1/16 (2006.01)
D02G 3/38 (2006.01) D04B 21/16 (2006.01)

(21) International Application Number:

PCT/US2020/014529

(22) International Filing Date:

22 January 2020 (22.01.2020)

(25) Filing Language:

English

(26) Publication Language:

English

(30) Priority Data:

62/795,211 22 January 2019 (22.01.2019) US

(71) Applicant: **MPUSA, LLC** [US/US]; 110 E. Broward Blvd, Suite 1700, Fort Lauderdale, Florida 33301 (US).

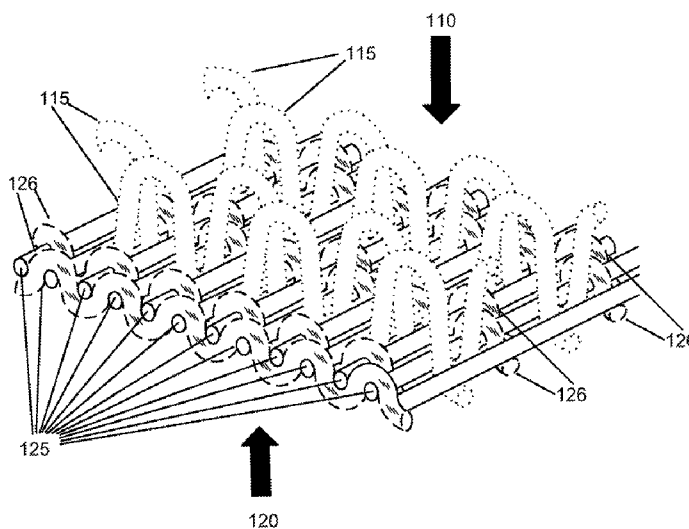
(72) Inventor: **LAWRENCE, David Chad**; 620 Ashshire Way, Alpharetta, Georgia 30005 (US).

(74) Agent: **TURNER, Michael S.** et al.; Hunton AK LLP, 200 Park Ave, 52nd Floor, New York, New York 10166 (US).

(81) Designated States (unless otherwise indicated, for every kind of national protection available): AE, AG, AL, AM, AO, AT, AU, AZ, BA, BB, BG, BH, BN, BR, BW, BY, BZ, CA, CH, CL, CN, CO, CR, CU, CZ, DE, DJ, DK, DM, DO, DZ, EC, EE, EG, ES, FI, GB, GD, GE, GH, GM, GT, HN, HR, HU, ID, IL, IN, IR, IS, JO, JP, KE, KG, KH, KN, KP, KR, KW, KZ, LA, LC, LK, LR, LS, LU, LY, MA, MD, ME, MG, MK, MN, MW, MX, MY, MZ, NA, NG, NI, NO, NZ, OM, PA, PE, PG, PH, PL, PT, QA, RO, RS, RU, RW, SA, SC, SD, SE, SG, SK, SL, ST, SV, SY, TH, TJ, TM, TN, TR, TT, TZ, UA, UG, US, UZ, VC, VN, WS, ZA, ZM, ZW.

(84) Designated States (unless otherwise indicated, for every kind of regional protection available): ARIPO (BW, GH, GM, KE, LR, LS, MW, MZ, NA, RW, SD, SL, ST, SZ, TZ, UG, ZM, ZW), Eurasian (AM, AZ, BY, KG, KZ, RU, TJ, TM), European (AL, AT, BE, BG, CH, CY, CZ, DE, DK, EE, ES, FI, FR, GB, GR, HR, HU, IE, IS, IT, LT, LU, LV, MC, MK, MT, NL, NO, PL, PT, RO, RS, SE, SI, SK, SM,

(54) Title: DUAL FUNCTIONAL SPUN + FILAMENT FIBER WOVEN TERRY COOLING TOWEL



100

FIG. 1

(57) Abstract: Embodiments of the invention provide for terry fabric including a first side configured to exhibit absorbency capabilities and a second side configured to exhibit cooling capabilities. The first side can include a spun fiber loop including a plurality of pile warp yarn, and the second side can include a plurality of weft yarn and a plurality of ground warp yarn, wherein at least one of the plurality of weft yarn and the plurality of ground warp yarn includes synthetic filament yarn.



TR), OAPI (BF, BJ, CF, CG, CI, CM, GA, GN, GQ, GW,
KM, ML, MR, NE, SN, TD, TG).

Published:

— *with international search report (Art. 21(3))*

DUAL FUNCTIONAL SPUN + FILAMENT FIBER WOVEN TERRY COOLING TOWEL**CROSS-REFERENCE TO RELATED APPLICATION**

This application claims the benefit of the filing date of, and incorporates by reference
5 thereto in its entirety, U.S. Provisional Patent Application Serial No. 62/795,211, filed on
January 22, 2019.

TECHNICAL FIELD

The present application relates to a dual function, multi-layer terry fabric.

BACKGROUND

10 Terry fabrics get their name from the weaving method used to create the fabrics, i.e.,
terry weaving. Terry fabrics, such as terry towels, generally correspond to warp pile fabrics
including uncut pile loops on either side of the fabric. The pile loops on either side of the fabric
can be used for absorbing liquids (e.g., water). As such, a terry fabric can be used for bathing
and/or exercise activities in order to absorb excess water and/or sweat. However, because such
15 fabrics are generally comprised of 100% cotton, they have a diminished evaporative cooling
ability. Further, although synthetic-based fabrics have an improved evaporative cooling ability
over the cotton-based fabrics, the synthetic-based fabrics are not as effective as absorbing liquid
as the cotton-based fabrics.

Accordingly, there is a need for a solution which can overcome at least some of the
20 deficiencies described herein above.

SUMMARY OF THE INVENTION

According to an embodiment, the invention relates to a terry fabric including a first side
configured to exhibit absorbency capabilities and a second side configured to exhibit cooling
capabilities. According to an embodiment, the first side can include a spun fiber loop including a

plurality of pile warp yarn, and the second side can include a plurality of weft yarn and a plurality of ground warp yarn, wherein at least one of the plurality of weft yarn and the plurality of ground warp yarn includes synthetic filament yarn (and/or synthetic spun yarn).

BRIEF DESCRIPTION OF THE DRAWINGS

5 FIG. 1 illustrates a cross-sectional view of the improved terry fabric according to an exemplary embodiment of the invention.

 FIG. 2 illustrates a 3-pick woven terry with one pile loop according to an exemplary embodiment of the invention.

10 FIG. 3 illustrates a 3-pick woven terry with two pile loops according to an exemplary embodiment of the invention.

 FIGS. 4A-4B illustrates cross-sectional views of synthetic filament yarn according to exemplary embodiments of the invention.

 FIGS. 5A-5D illustrates covered synthetic filament yarn according to exemplary embodiments of the invention.

15 **DESCRIPTION OF EMBODIMENTS**

 The following description of embodiments provides non-limiting representative examples referencing numerals to particularly describe features and teachings of different aspects of the invention. The embodiments described should be recognized as capable of implementation separately, or in combination, with other embodiments from the description of the embodiments.

20 A person of ordinary skill in the art reviewing the description of embodiments should be able to learn and understand the different described aspects of the invention. The description of embodiments should facilitate understanding of the invention to such an extent that other implementations, not specifically covered but within the knowledge of a person of skill in the art

having read the description of embodiments, would be understood to be consistent with an application of the invention.

According to an embodiment, evaporative cooling performance can be added to a cotton-based terry fabric (e.g., towel) by inserting synthetic filament yarn (polyester or nylon-based) during the weaving process. Terry fabrics are generally comprised of 100% cotton or chief-value cotton (CVC) (i.e., greater than 50% cotton) and normally weigh between 340 to 370 grams per square meter (gsm). After a synthetic filament yarn is inserted, the improved terry fabric is capable of absorbing over four times its weight in liquid (e.g., sweat or water) on a loop side of the fabric, while also being able to conductively cool a person's skin on the flat, non-loop side, over 20 degrees Fahrenheit below a person's average core body temperature (e.g., in moderately warm weather conditions), as well as over 10,000 cumulative watts of cooling power after wet activation. According to an embodiment, the improved terry fabric can be comprised of a combination of synthetic and cotton yarn, which can respectively correspond to at least one of ground, pile, and weft yarn.

According to an embodiment, one side of the improved terry fabric is configured to be exhibit absorbency capabilities. This side can include a raised loop with a cotton pile height of greater than .5 millimeters on the loop side. The raised loop can be altered to other lengths depending on the amount of absorbency and weight desired. Further, the other side of the terry fabric is configured to exhibit cooling capabilities. This other side can include synthetic filament yarn configured to impart extra evaporative cooling performance to impart a cooling sensation to the user(s).

According to an embodiment, the wet-pick-up percentage (WPU %) of the improved terry fabric can be greater than 400% (or four times) of the weight of the fabric. Further, the

improved terry fabric can generate a cumulative cooling power of greater than 10,000 W/m² (watts per square meter) and can display a maximum interval watts per square meter (heat flux) output at one peak per minute of greater than 700 w/m², as measured on the non-loop side of the fabric. Further, according to an embodiment, the improved terry fabric can stay wet for a
5 duration of greater than 10 hours.

Further, the unique combination of synthetic filament yarn and spun cellulosic and/or synthetic yarn is configured to add the cooling properties (e.g., maximum interval cooling power and cool touch) as well as moisture transport and evaporation. In particular, special modified cross-section synthetic filament yarn can be added to the construction to aid in the moisture
10 transport and evaporation. These yarns can also contain embedded cooling particle technology (e.g., jade or mica) to increase the Q-max rating (instant cool touch) of the material on the non-loop side. In addition, conjugated yarn (e.g., polyester and nylon) with a modified pie-shaped cross-section can be added in place of spun fibers to improve moisture retention and evaporation.

According to an embodiment, cooling can be activated as follows: after the material is
15 used to absorb undesirable sweat, the improved terry fabric can then be wetted, wringed, and snapped to create a cooling device providing cooling primarily on the non-loop side of the fabric. Further, in order to inhibit microbial growth, the terry fabric can be treated with antimicrobial chemistry or special yarn can be added to it, thereby making it odor-free after repeated usage and wash care. However, chemicals are not required for the cooling material to impart cooling
20 ability. Further, the improved terry fabric is machine washable and dryable. In addition, the improved terry fabric has a cooler touch (or higher Q-max) due to the usage of cooling yarn (e.g., synthetic filament yarn) on the non-loop side of the material.

As such, with the improved terry fabric, a single material is able to provide both absorbing and cooling, e.g., one side is configured to absorb liquid/moisture for drying sweat or absorbing moisture, while the other side is configured to provide conductive cooling. For example, as described above, one side (e.g., non-loop cooling side) can consist of either
5 predominately polyester or nylon yarn, which can consist of modified cross-section yarn and can include embedded particles (e.g., jade or mica) that help to transport and evaporate moisture while providing a cool touch. The opposite side (e.g., loop absorbing side) can consist of predominately cotton yarn, which enables the improved terry fabric to absorb and hold moisture.

In view of the above, the improved terry fabric can provide the following benefits: (i)
10 dual functions of absorbency and conductive cooling, (ii) temperature decrease of 30 degrees below average core body temperature when wet after 5 minutes, and a decrease of 20 degrees below average skin temperature after just 2 minutes, as measured within a controlled conditioned laboratory, (iii) duration of cooling over 10 hours in a conditioned lab environment, (iv) the WPU% is over four times it's weight, which is significantly higher than existing cooling fabrics
15 in the market, and (v) increased Q-max (cool touch) on the cooling non-loop side of the material.

FIG. 1 illustrates a cross-sectional view of the improved terry fabric according to an exemplary embodiment of the invention. According to an embodiment, an improved terry fabric 100 can include an absorbent side 110 and a cooling side 120. According to an embodiment, the absorbent side 110 can correspond to a spun fiber loop such as cotton (or a cotton/synthetic
20 blend) comprising a plurality of pile warp yarn 115. Further, the cooling side 120 includes a plurality of weft yarn 125 and a plurality of ground warp yarn 126. According to an embodiment, the plurality of weft yarn 125 can be comprised of synthetic filament yarn, e.g., polyester or nylon-based. Similarly, the plurality of ground warp yarn 126 can also be

comprised of synthetic filament yarn that are polyester or nylon-based. According to an embodiment, if the terry fabric 100 is a cotton/polyester blend, the blend should contain at least 10% polyester total. Further, if the terry fabric 100 is a cotton/nylon blend, the blend should contain at least 10% nylon total. Further, if the terry fabric 100 is a cotton/polyester/nylon blend, 5 the blend should contain at least 10% nylon and 10% polyester total. Further, according to an embodiment, instead of cotton, other spun fiber can also be used in one of the above blends, such as Modal, Rayon, Bamboo from Rayon, Tencel, etc. In addition, a blend of cotton and at least one of the other spun fibers could also be used instead of cotton. Further, according to an embodiment, the terry fabric 100 can include a weight range of 160-700 gsm.

10 The cooling effect for the terry fabric 100 follows the principles of evaporative cooling. This principle details that water must have heat applied to change from a liquid to a vapor. Once evaporation occurs, this heat from the liquid water is taken due to evaporation resulting in cooler liquid. Once the terry fabric 100 is wetted with water and preferably wringed to remove excess water, snapping or twirling in the air is a recommended process as it helps facilitate and expedite 15 the moisture movement from the absorbent side 110, where water is stored, to the cooling side 120, where water evaporation occurs. Snapping or twirling in the air also increases the evaporation rate and decreases the material temperature more rapidly by exposing more surface area of the material to air and increased air flow. More specifically, the terry fabric 100 functions as a device that facilitates and expedites the evaporative process.

20 Once the temperature of the remaining water in the cooling side 120 drops through evaporation, a heat exchange happens within water through convection, between water and fabric through conduction, and within fabric through conduction. Thus, the temperature of the terry fabric 100 drops. The evaporation process further continues by wicking water away from the

absorbent side 110 to the cooling side 120 until the stored water is used up. The evaporation rate decreases as the temperature of terry fabric 100 drops. The temperature of the terry fabric 100 drops gradually to a certain point where equilibrium is reached between the rate of heat absorption into material from environment and heat release by evaporation.

5 Once the wetted terry fabric 100 is placed onto one's skin, cooling energy from the terry fabric 100 is transferred through conduction. After the cooling energy transfer has occurred, the temperature of the cooling fabric increases to equilibrate with the skin temperature. Once this occurs, the wetted terry fabric 100 can easily be re-activated by the snapping or the twirling method to again drop the temperature.

10 FIG. 2 illustrates a 3-pick woven terry with one pile loop according to an exemplary embodiment of the invention. According to an embodiment, a woven terry 200 includes a pile warp yarn 210, ground warp yarn 220 and 230, and weft yarn (i.e., picks) 240, 250, and 260. According to an embodiment, the front and back side pile warps 210 and first and second ground warps 220 and 230, respectively, can be utilized to form what is known as a 2/1 rib weave
15 construction. In this weave construction, one pile warp 210 is one pick ahead of a ground warp (e.g., 220 or 230). For example, in a 1:1 warp order, each ground warp end is followed by a pile warp end, while, in a 2:2 warp order, two ground warp ends are followed by two pile warp ends. According to an embodiment, the figure depicts a 2:1 warp order between ground and pile warp ends. According to another embodiment, a 2:2 warp construction using pile yarns on only one
20 side is also possible.

As depicted in Table 1 below, the woven terry 200 can be configured in a number of ways, where "C" corresponds to cotton or regenerated cellulosic spun fiber (where the fiber size ranges from 8 Ne (English Cotton Count) to 60 Ne (English Cotton Count)), "S" corresponds to

synthetic filament yarn (where the filament size ranges from 10 Denier to 300 Denier), “CS” corresponds to a cotton/synthetic blended spun fiber (where the fiber size ranges from 8 Ne to 60 Ne), and “SS” corresponds to synthetic spun fiber (where the fiber size ranges from 8 Ne to 60 Ne).

5

Table 1

	Pile 1 (210)	Ground 1 (220)	Ground 2 (230)	1 st Pick (240)	2 nd Pick (250)	3 rd Pick (260)
Option 1	C	SS	SS	S	S	S
Option 2	C	C	C	S	S	S
Option 3	C	CS	CS	S	S	S
Option 4	CS	CS	CS	S	S	S
Option 5	C	SS	SS	SS	SS	SS
Option 6	SS	SS	SS	SS	SS	SS
Option 7	SS	CS	CS	S	S	S
Option 8	C	C	C	CS	CS	CS
Option 9	C	C	C	SS	SS	SS
Option 10	CS	SS	SS	S	S	S
Option 11	CS	S	S	S	S	S
Option 12	C	S	S	SS	SS	SS
Option 13	C	S	S	CS	CS	CS
Option 14	CS	S	S	SS	SS	SS

According to an embodiment, S can be one of polyester, nylon, and a polyester/nylon blend. Similarly, SS can also be one of polyester, nylon, and a polyester/nylon blend. Further, CS can be one of a cotton/polyester blend, a cotton/nylon blend, a cotton/polyester/nylon blend, a cotton/Modal blend, a cotton/Tencel blend, a cotton/rayon blend, and a cotton/Viscose blend.

10 According to an embodiment, other combinations of yarn for the woven terry 200 can also be included. For example, Pile 1 can be SS, Grounds 1 and 2 can be SS, and the 1st, 2nd, and 3rd Picks are S.

FIG. 3 illustrates a 3-pick woven terry with two pile loops according to an exemplary embodiment of the invention. According to an embodiment, a woven terry 300 includes a pile warp yarn 310 and 320, ground warp yarn 330 and 340, and weft yarn (i.e., picks) 350, 360, and 370. According to an embodiment, the weave construction in FIG. 3 is similar to the weave construction in FIG. 2 except that the pile warp ends alternate to two separate sides, e.g., front and back, in FIG. 3. According to an embodiment, the pile height of a pile warp end on one side is greater than the pile height of the pile warp end on the other side. In particular, the pile height of the shorter pile warp end can be less than .5 mm. In this regard, the side with the greater pile height can be used for absorbing, while the side with the shorter pile height can be used to provide more evaporative cooling (e.g., since more evaporative cooling yarn is being added with the pile warp ends).

As depicted in Table 2 below, the woven terry 200 can be configured in a number of ways.

Table 2

	Front Pile (310)	Back Pile (320)	Ground 1 (330)	Ground 2 (340)	1 st Pick (350)	2 nd Pick (360)	3 rd Pick (370)
Option 1	C	S or SS	SS	SS	S	S	S
Option 2	C	S or SS	C	C	S	S	S
Option 3	C	S or SS	CS	CS	S	S	S
Option 4	CS	S or SS	CS	CS	S	S	S
Option 5	C	S or SS	SS	SS	SS	SS	SS
Option 6	SS	S or SS	SS	SS	SS	SS	SS
Option 7	SS	S or SS	CS	CS	S	S	S
Option 8	C	S or SS	C	C	CS	CS	CS
Option 9	C	S or SS	C	C	SS	SS	SS
Option 10	CS	S or SS	SS	SS	S	S	S
Option 11	CS	S or SS	S	S	S	S	S
Option 12	C	S or SS	S	S	SS	SS	SS
Option 13	C	S or SS	S	S	CS	CS	CS

Option 14	CS	S or SS	S	S	SS	SS	SS
-----------	----	---------	---	---	----	----	----

FIGS. 4A-4B illustrates cross-sectional views of synthetic filament yarn according to exemplary embodiments of the invention. For example, FIG. 4A depicts a synthetic filament yarn (e.g., polyester and/or nylon) having a unique cross section. According to an embodiment, the unique cross section creates channels in the yarn for moisture to move and evaporate more quickly. As such, the synthetic filament yarn in FIG. 4A can be implemented by the cooling side 120 of the terry fabric 100. Further, FIG. 4B depicts a synthetic filament yarn having a star-shaped cross section. In this regard, the star-shaped cross section provides a higher absorbency and, therefore, holds water more efficiently. As such, the synthetic filament yarn in FIG. 4B can be implemented by absorbent side 110 of the terry fabric 100. According to an embodiment, a differentiated cross section helps moisture move and spread to the outer layer of the fabric. Further, the synthetic filament yarn can also include absorbent microdenier yarn. According to an embodiment, the absorbent microdenier yarn can be less than 1 denier per filament (dpf). Further, the absorbent microfiber yarn can use multiple filaments (e.g., 72 filaments) to provide absorbent properties. Further, according to another embodiment, conjugated bi-component special cross-section yarn can be used to provide extreme absorbent properties. Further, by splitting the yarn, more surface area and, therefore, more pockets can be created for absorbency.

According to an embodiment, the synthetic filament yarn includes a thickness that is half the thickness of a cotton yarn. As such, in order to balance the thickness of the cotton yarn, two ends of the synthetic filament yarn can be added instead of one. This can be achieved by covering a predominately synthetic spun or filament yarn with another synthetic yarn filament. FIGS. 5A-5D illustrates covered synthetic filament yarn according to exemplary embodiments of the invention. For example, FIG. 5A illustrates a double-covered synthetic filament yarn. In

particular, FIG. 5A depicts a covered synthetic filament yarn 500 including a core predominately synthetic spun or filament yarn 502 being covered by another synthetic filament yarn 504 in a double-covered manner. FIG. 5B illustrates a single-covered synthetic filament yarn. In this regard, FIG. 5B depicts the core predominately synthetic spun or filament yarn 502 being covered by another synthetic filament yarn 504 in a single-covered manner. Further, FIG. 5C illustrates an air jet-covered synthetic filament yarn. In this regard, FIG. 5B depicts the core predominately synthetic spun or filament yarn 502 being covered by another synthetic filament yarn 504 via air jet covering technique. Lastly, FIG. 5D illustrates a core-spun synthetic filament yarn. In this regard, the core predominately synthetic spun or filament yarn 502 is wrapped with other synthetic filament yarn 504 and spun into a single yarn 500. The list in Table 3 below describes possible combinations of a core synthetic filament yarn 502 and another synthetic filament yarn 504.

Table 3

Core Yarn	Covered Yarn	Total Estimated Denier
30 Ne 80% Polyester/20% Tencel Spun Yarn Blend	Synthetic Filament Evaporative Cooling Polyester 150 Denier/72 Filaments Draw Textured Yarn (DTY)	327 Denier Total (Single covered)
30 Ne 80% Polyester/20% Tencel Spun Yarn Blend	Synthetic Filament Evaporative Cooling Polyester 2 ply/70 Denier /26 Filament Fully Drawn Yarn (FDY)	317 Denier total (Single covered yarn)
30 Ne 80% Polyester/20% Tencel Spun Yarn Blend	Synthetic Filament Evaporative Cooling Nylon 140 Denier/136 Filament Draw Textured Yarn (DTY)	317 Denier total (Single covered yarn)
30 Ne 80% Polyester/20% Tencel Spun Yarn Blend	Synthetic Filament Evaporative Cooling Nylon 2 ply/70 Denier/48 Filament Fully Drawn Yarn (FDY)	317 Denier total (Single covered yarn)

According to an embodiment, by increasing the thickness of the synthetic filament yarn not only does the weight of the synthetic filament yarn balance the weight of the cotton, but the cooling intensity of the overall terry fabric increases as well.

Further, according to an embodiment, although the invention has been described in relation to a 3-pick terry construction, it can also be implemented in a 2, 3, 4, 5, or even more pick terry construction. In this regard, the invention can be implemented in any fabric utilizing a terry construction.

In the foregoing Description of Embodiments, various features may be grouped together in a single embodiment for purposes of streamlining the disclosure. This method of disclosure is not to be interpreted as reflecting an intention that the claims require more features than are expressly recited in each claim. Rather, as the following claims reflect, inventive aspects lie in less than all features of a single foregoing disclosed embodiment. Thus, the following claims are hereby incorporated into this Description of Embodiments, with each claim standing on its own as a separate embodiment of the invention.

Moreover, it will be apparent to those skilled in the art from consideration of the specification and practice of the present disclosure that various modifications and variations can be made to the disclosed systems without departing from the scope of the disclosure, as claimed. Thus, it is intended that the specification and examples be considered as exemplary only, with a true scope of the present disclosure being indicated by the following claims and their equivalents.

CLAIMS

1. A terry fabric, the fabric comprising:
a first side, wherein the first side includes a spun fiber loop including a plurality of pile warp yarn; and
a second side, wherein the second side includes a plurality of weft yarn and a plurality of ground warp yarn, wherein at least one of the plurality of weft yarn and the plurality of ground warp yarn includes synthetic filament yarn.
2. The fabric according to claim 1, wherein the spun fiber loop includes one of cotton and a cotton/synthetic filament yarn blend.
3. The fabric according to claim 2, wherein the cotton is chief-value cotton.
4. The fabric according to claim 2, wherein the cotton/synthetic filament yarn blend is one of a cotton/polyester blend, a cotton/nylon blend, a cotton/polyester/nylon blend.
5. The fabric according to claim 1, wherein the synthetic filament yarn is one of polyester, nylon, and a polyester/nylon blend.
6. The fabric according to claim 1, wherein the first side includes one pile loop.
7. The fabric according to claim 1, further comprising two pile loops.
8. The fabric according to claim 1, further comprising:

at least one other synthetic filament yarn covering the synthetic filament yarn.

9. The fabric according to claim 8, wherein the at least one other synthetic filament yarn covers the synthetic filament yarn via one of a single-covered manner, a double-covered manner, and an air jet covering technique.

10. The fabric according to claim 8, wherein the synthetic filament yarn is wrapped with the at least one other synthetic filament yarn and spun to create a single yarn.

11. The fabric according to claim 1, wherein a pile height of the spun fiber loop is greater than .5 mm.

12. The fabric according to claim 1, wherein the fabric is associated with a heat flux of at least 10,000 cumulative watts per square meter.

13. The fabric according to claim 1, wherein the fabric is comprised of at least 10% synthetic filament yarn.

14. The fabric according to claim 1, wherein the first side is configured to absorb at least four times the fabric's weight in liquid.

15. The fabric according to claim 1, wherein the plurality of pile warp yarn, the plurality of weft yarn, and the plurality of ground warp yarn are implemented in a 3-pick terry construction.

16. The fabric according to claim 1, wherein the plurality of ground warp yarn includes synthetic spun yarn.

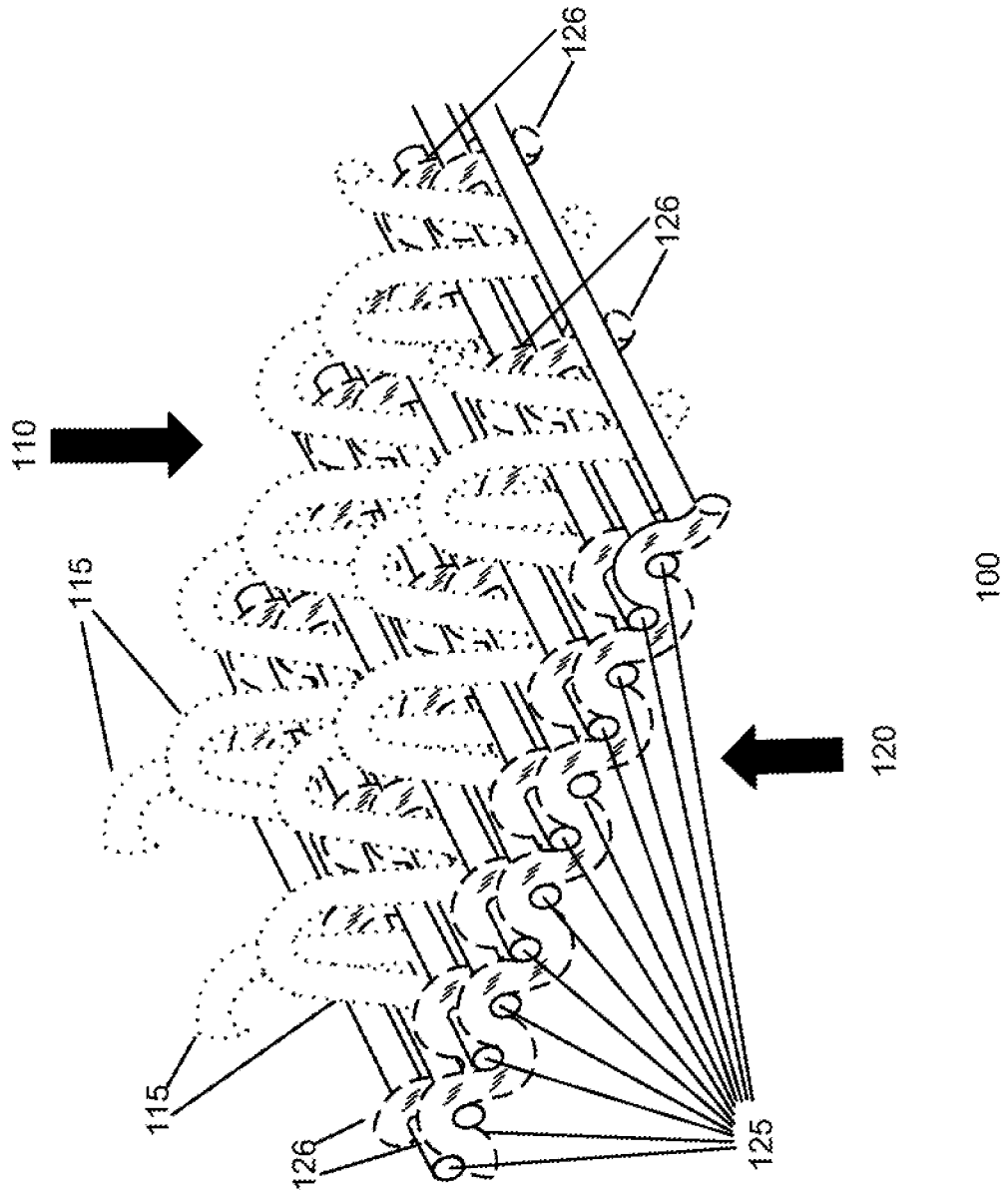
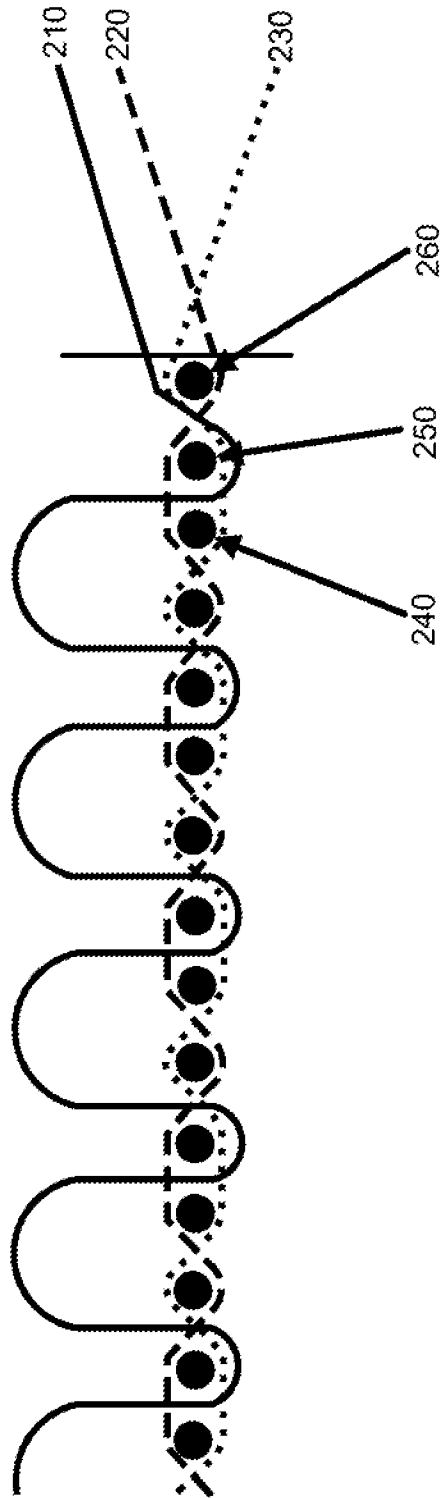


FIG. 1



200

FIG. 2

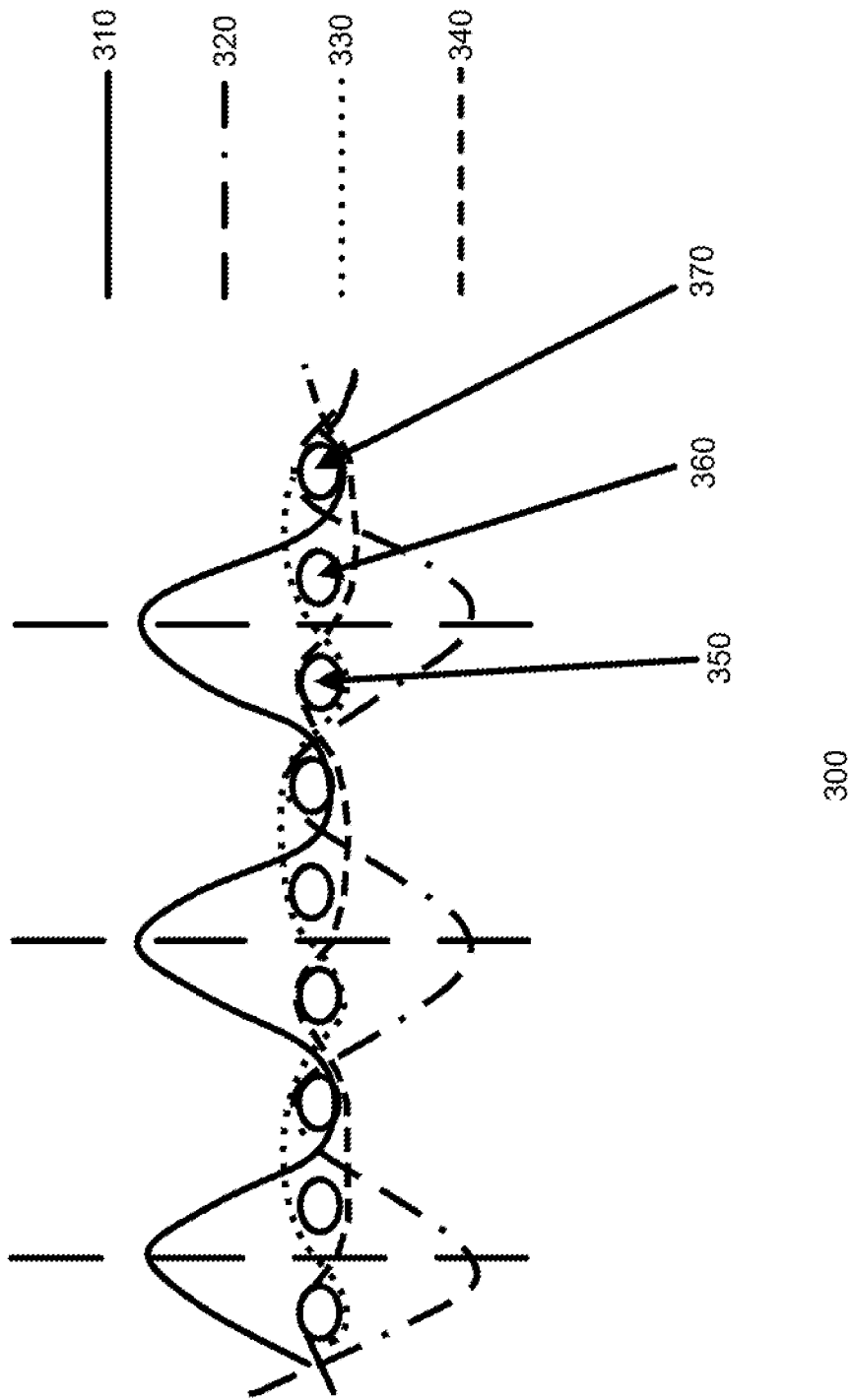


FIG. 3




FIG. 4B

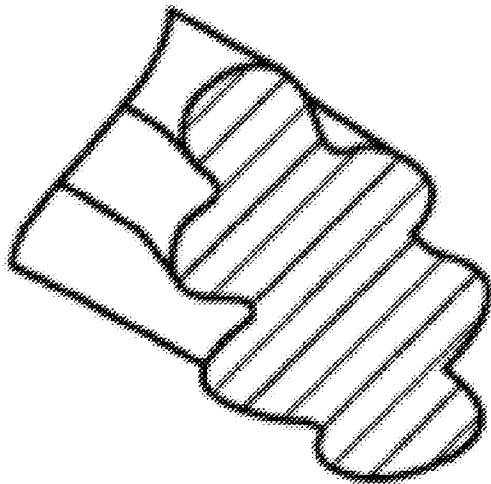


FIG. 4A

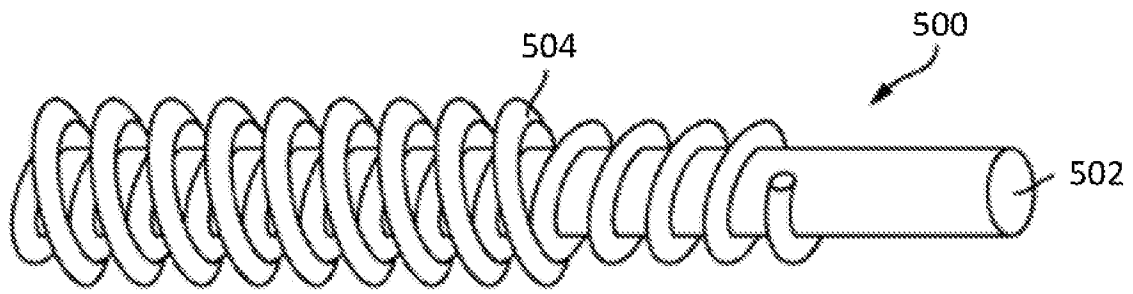


FIG. 5A



FIG. 5B



FIG. 5C

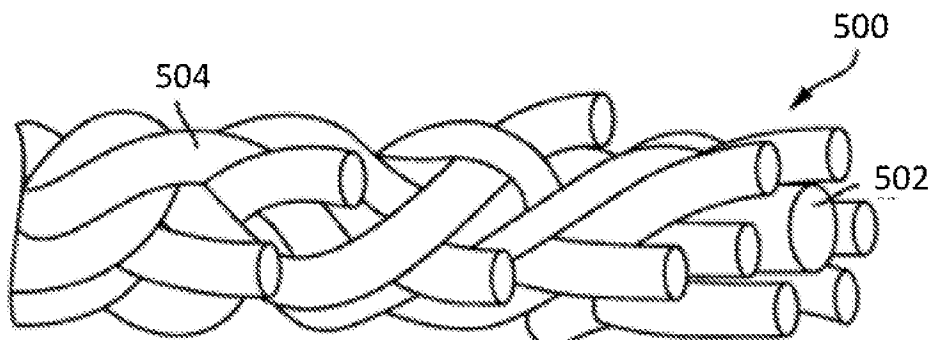


FIG. 5D

INTERNATIONAL SEARCH REPORT

International application No.

PCT/US 20/14529

A. CLASSIFICATION OF SUBJECT MATTER

IPC - D02G 3/04, D02G 3/36, D02G 3/38, D04B 1/00, D04B 1/16, D04B 21/16 (2020.01)

CPC - D02G 3/04, D02G 3/36, D02G 3/38, D04B 1/00, D04B 1/08, D04B 1/16, D04B 1/18, D04B 21/08, D04B 21/14, D04B 21/16, D04B 21/18, D04B 21/20, D02G 3/328, D10B 2331/02, D10B 2331/04, D10B 2401/02, D10B 2403/021, D02G 3/045, D10B 2331/10, D10B 2401/061, D10B 2403/02, D10B 2501/00

According to International Patent Classification (IPC) or to both national classification and IPC

B. FIELDS SEARCHED

Minimum documentation searched (classification system followed by classification symbols)

See Search History document

Documentation searched other than minimum documentation to the extent that such documents are included in the fields searched

See Search History document

Electronic data base consulted during the international search (name of data base and, where practicable, search terms used)

See Search History document

C. DOCUMENTS CONSIDERED TO BE RELEVANT

Category*	Citation of document, with indication, where appropriate, of the relevant passages	Relevant to claim No.
X	US 2003/0084954 A1 (Hamby et al.) 08 May 2003 (08.05.2003), entire document, especially Fig. 2, 3; para[0059]; para[0082]; para[0081]; para[0084];	1-7, 12-16
Y		8-10
X	US 2017/0088984 A1 (Standard Textile Co., Inc.) 30 March 2017 (30.03.2017), entire document, especially Fig. 1, 2, 4; para[0012]; para[0028]; para[0033]; para[0019];	1-2, 4-7, 11, 15-16
Y	US 2018/0347084 A1 (MISSION PRODUCT HOLDINGS, INC.) 06 December 2018 (06.12.2018), entire document, especially Fig. 1, 7A, 7B, 7C, 7D; para[0015]; para[0071]; para[0072];	8-10
A	US 2005/0081939 A1 (Heiman) 21 April 2005 (21.04.2005), entire document	1-16
A	US 3,721,273 A (Sherrill et al.) 20 March 1973 (20.03.1973), entire document	1-16
A	US 2008/0230140 A1 (Santens) 25 September 2008 (25.09.2008), entire document	1-16
A	JP 7-70875 A (UCHIBORI TAORU KK) 14 March 1995 (14.03.1995), entire document	1-16
A	US 7,044,173 B2 (Silver) 16 May 2006 (16.05.2006), entire document	1-16
A	US 7,300,692 B2 (Hirota et al.) 27 November 2007 (27.11.2007), entire document	1-16
A	US 9,534,323 B1 (Trident Limited) 03 January 2017 (03.01.2017), entire document	1-16



Further documents are listed in the continuation of Box C.



See patent family annex.

* Special categories of cited documents:

"A" document defining the general state of the art which is not considered to be of particular relevance

"D" document cited by the applicant in the international application

"E" earlier application or patent but published on or after the international filing date

"L" document which may throw doubts on priority claim(s) or which is cited to establish the publication date of another citation or other special reason (as specified)

"O" document referring to an oral disclosure, use, exhibition or other means

"P" document published prior to the international filing date but later than the priority date claimed

"T" later document published after the international filing date or priority date and not in conflict with the application but cited to understand the principle or theory underlying the invention

"X" document of particular relevance; the claimed invention cannot be considered novel or cannot be considered to involve an inventive step when the document is taken alone

"Y" document of particular relevance; the claimed invention cannot be considered to involve an inventive step when the document is combined with one or more other such documents, such combination being obvious to a person skilled in the art

"&" document member of the same patent family

Date of the actual completion of the international search

24 March 2020

Date of mailing of the international search report

09 APR 2020

Name and mailing address of the ISA/US

Mail Stop PCT, Attn: ISA/US, Commissioner for Patents
P.O. Box 1450, Alexandria, Virginia 22313-1450

Facsimile No. 571-273-8300

Authorized officer

Lee Young

Telephone No. PCT Helpdesk: 571-272-4300

INTERNATIONAL SEARCH REPORT

International application No.

PCT/US 20/14529

C (Continuation). DOCUMENTS CONSIDERED TO BE RELEVANT

Category*	Citation of document, with indication, where appropriate, of the relevant passages	Relevant to claim No.
A	WO 2011/141156 A1 (ERRERRE S.R.L.) 17 November 2011 (17.11.2011), entire document	1-16
A	"The Technology of Terry Towel Production" (Yilmaz et al.) 04 November 2017 (04.11.2017), (online) (retrieved from the internet on 24.03.2020) <URL https://textiles.ncsu.edu/tatm/wp-content/uploads/sites/4/2017/11/Yilmaz_full.pdf >, entire document	1-16