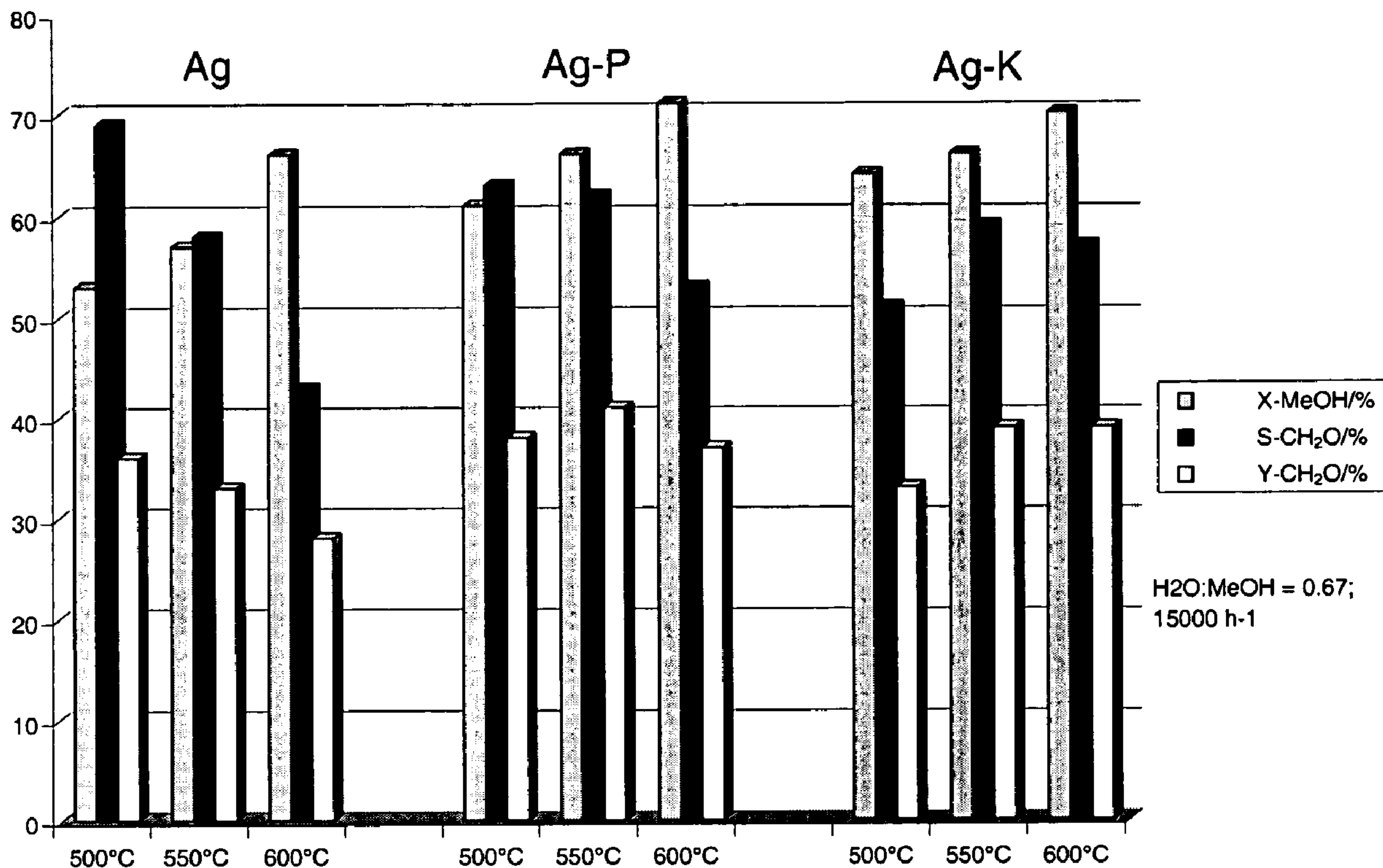




(86) **Date de dépôt PCT/PCT Filing Date:** 2009/08/26  
 (87) **Date publication PCT/PCT Publication Date:** 2010/03/04  
 (45) **Date de délivrance/Issue Date:** 2016/11/01  
 (85) **Entrée phase nationale/National Entry:** 2011/03/01  
 (86) **N° demande PCT/PCT Application No.:** EP 2009/006170  
 (87) **N° publication PCT/PCT Publication No.:** 2010/022923  
 (30) **Priorité/Priority:** 2008/09/01 (DE10 2008 045 148.7)

(51) **Cl.Int./Int.Cl.** *B01J 21/04* (2006.01),  
*B01J 21/06* (2006.01), *B01J 23/50* (2006.01),  
*B01J 35/00* (2006.01), *B01J 37/02* (2006.01),  
*B01J 37/03* (2006.01)  
 (72) **Inventeur/Inventor:**  
 BRENK, MARCO, DE  
 (73) **Propriétaire/Owner:**  
 ALLGEMEINE GOLD- UND SILBERSCHNEIDANSTALT  
 AG, DE  
 (74) **Agent:** MARKS & CLERK

(54) **Titre : CATALYSEUR D'ARGENT UTILISE POUR LA PREPARATION DE FORMALDEHYDE**  
 (54) **Title: SILVER CATALYST FOR FORMALDEHYDE PREPARATION**



(57) **Abrégé/Abstract:**

The present invention relates to a process for producing coated silver catalysts. The invention further addresses the silver catalysts themselves and the advantageous use thereof in formaldehyde synthesis.

(12) INTERNATIONAL APPLICATION PUBLISHED UNDER THE PATENT COOPERATION TREATY (PCT)

(19) World Intellectual Property Organization  
International Bureau(43) International Publication Date  
4 March 2010 (04.03.2010)

PCT

(10) International Publication Number  
**WO 2010/022923 A1**

## (51) International Patent Classification:

*B01J 21/04* (2006.01)      *B01J 35/00* (2006.01)  
*B01J 21/06* (2006.01)      *B01J 37/02* (2006.01)  
*B01J 23/50* (2006.01)      *B01J 37/03* (2006.01)

## (21) International Application Number:

PCT/EP2009/006170

## (22) International Filing Date:

26 August 2009 (26.08.2009)

## (25) Filing Language:

English

## (26) Publication Language:

English

## (30) Priority Data:

10 2008 045 148.7

1 September 2008 (01.09.2008) DE

(71) Applicant (for all designated States except US): **AGOSI ALLGEMEINE GOLD- UND SILBERSCHEIDANSTALT AG** [DE/DE]; Kanzlerstraße 17, 75175 Pforzheim (DE).

## (72) Inventor; and

(75) Inventor/Applicant (for US only): **BRENK, Marco** [DE/DE]; Kirchgrundstrasse 28, 75236 Kaempfelbach (DE).

(74) Agent: **HERRMANN, Reinhard**; Umicore AG & Co. KG, Patente, Rodenbacher Chaussee 4, 63457 Hanau-Wolfgang (DE).

(81) Designated States (unless otherwise indicated, for every kind of national protection available): AE, AG, AL, AM, AO, AT, AU, AZ, BA, BB, BG, BH, BR, BW, BY, BZ, CA, CH, CL, CN, CO, CR, CU, CZ, DK, DM, DO, DZ, EC, EE, EG, ES, FI, GB, GD, GE, GH, GM, GT, HN, HR, HU, ID, IL, IN, IS, JP, KE, KG, KM, KN, KP, KR, KZ, LA, LC, LK, LR, LS, LT, LU, LY, MA, MD, ME, MG, MK, MN, MW, MX, MY, MZ, NA, NG, NI, NO, NZ, OM, PE, PG, PH, PL, PT, RO, RS, RU, SC, SD, SE, SG, SK, SL, SM, ST, SV, SY, TJ, TM, TN, TR, TT, TZ, UA, UG, US, UZ, VC, VN, ZA, ZM, ZW.

(84) Designated States (unless otherwise indicated, for every kind of regional protection available): ARIPO (BW, GH, GM, KE, LS, MW, MZ, NA, SD, SL, SZ, TZ, UG, ZM, ZW), Eurasian (AM, AZ, BY, KG, KZ, MD, RU, TJ, TM), European (AT, BE, BG, CH, CY, CZ, DE, DK, EE, ES, FI, FR, GB, GR, HR, HU, IE, IS, IT, LT, LU, LV, MC, MK, MT, NL, NO, PL, PT, RO, SE, SI, SK, SM, TR), OAPI (BF, BJ, CF, CG, CI, CM, GA, GN, GQ, GW, ML, MR, NE, SN, TD, TG).

## Declarations under Rule 4.17:

- as to the identity of the inventor (Rule 4.17(i))
- as to applicant's entitlement to apply for and be granted a patent (Rule 4.17(ii))

[Continued on next page]

(54) Title: SILVER CATALYST FOR FORMALDEHYDE PREPARATION

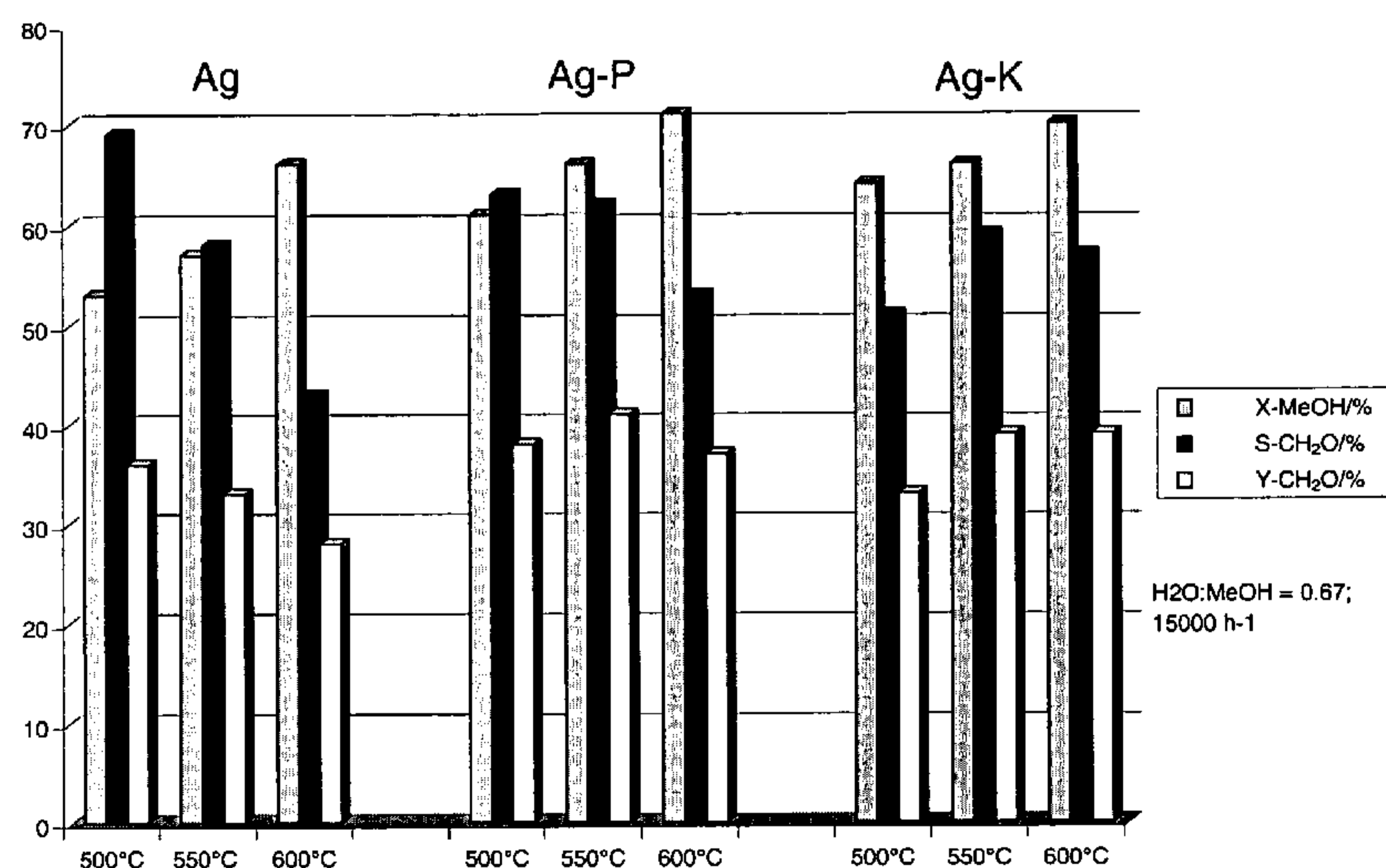


Fig. 1

(57) Abstract: The present invention relates to a process for producing coated silver catalysts. The invention further addresses the silver catalysts themselves and the advantageous use thereof in formaldehyde synthesis.

**WO 2010/022923 A1** 

---

**Published:**

— *with international search report (Art. 21(3))*

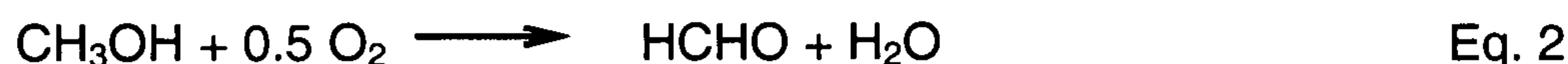
— *before the expiration of the time limit for amending the claims and to be republished in the event of receipt of amendments (Rule 48.2(h))*

## Silver catalyst for formaldehyde preparation

### Description

The present invention relates to a process for producing coated silver catalysts. The invention further addresses the silver catalysts themselves and the advantageous use thereof in formaldehyde synthesis.

Formaldehyde (FA) is one of the most important commodity chemicals; the production in the EU in 2002 was more than 3 million tonnes; double the amount is likely to have been produced worldwide (5.3 million tonnes (1989)) [K. Weissermel, H.-J. Arpe, Industrielle Organische Chemie, VCH, 1994]. FA is required especially for the production of various resins (phenol, melamine, etc.) and polymers. The synthesis proceeds virtually exclusively from methanol [K. Weissermel, H.-J. Arpe, Industrielle Organische Chemie, VCH, 1994; M. Qian, M.A. Liauw, G. Emig, Appl. Catal. A: General, 238 (2003) 211], although the direct synthesis from methane has also been studied [H. Berndt, A. Martin, A. Brückner, E. Schreier, D. Müller, H. Kosslick, G.-U. Wolf, B. Lücke, J. Catal., 191 (2000) 384]. The synthesis from methanol is effected either by dehydrogenation or partial oxidation. While the dehydrogenation (Eq. 1) proceeds endothermically (+84 kJ/mol), the partial oxidation (Eq. 2) is strongly exothermic (-159 kJ/mol).



The partial oxidation is performed in two different processes with different catalysts. The main distinguishing features are firstly the different catalysts but secondly the observance of the explosion limits of MeOH in air.

In the air deficiency or silver contact process (BASF, Borden, Bayer, Degussa, ICI, Celanese, DuPont, Mitsubishi, Mitsui, plant sizes: 80-135 kt/a of FA), MeOH contents of > 37.5% by volume are employed. In the air excess, molybdate or FORMOX process

(Lummus, Montecatini, Hiag/Lurgi, Perstorp/Reichsdorf, plant sizes: 20-30 kt/a of FA) ,  
the process is conducted at MeOH contents of < 7% by volume. About 80% of all plants  
operate by the air deficiency or silver contact process; approx. 55% of FA production in  
Western Europe is based on the silver contact process [M. Qian, M.A. Liauw, G. Emig,  
5 Appl. Catal. A: General, 238 (2003) 211; Catalysis from A to Z, VCH Wiley, 2000,  
p. 224].

Partial oxidation by the air deficiency process is performed principally in two variants:  
(i) MeOH ballast process (e.g. Degussa, ICI) and (ii) the water ballast process (BASF).  
Whereas an incomplete conversion is achieved in the first process, in which only MeOH  
10 and air are used, a virtually full conversion can be achieved in the second process with  
additional metering of steam. It is normal to operate with an MeOH/H<sub>2</sub>O mixture of  
60/40.

The currently available processes, however, are all affected by the fact that the silver  
catalyst is caking relatively rapidly at the reaction temperatures and it becomes ever  
15 more difficult for the gases to be introduced to flow through the catalyst bed. When the  
expenditure at this point becomes too great, the formaldehyde plant has to be shut down  
and the catalyst replaced, which leads to costly production shutdowns. The high heat  
capacity of water achieves homogeneous distribution of heat in the water ballast process  
and protects the catalyst from excessively rapid "sintering". Moreover, the steam helps  
20 to prevent or to minimize coke formation. For these reasons, the lifetime of the silver  
catalyst in the water ballast process is significantly higher than in the methanol ballast  
process, though a further increase in service life would be desirable (WO 0130492)

It is known in principle to produce nanoparticulate silver-platinum alloys which have a  
coating of porous silica gel (Ultra-thin porous silica coated silver-platinum alloy nano-  
25 particle as a new catalyst precursor, Kai Man K. Yu, David Thompsett, Shik Chi  
Tsang, Chem. Commun., 2003, (13),1522-1523). However, such nanoparticles are  
unsuitable for formaldehyde synthesis, since they have much too high a bulk density  
and it would thus be very difficult for the gases to be converted to flow through them  
when used in the catalyst bed.

It is therefore an object of the present invention to specify a process for producing silver crystals and to specify the silver crystals themselves, which have a service life improved over the prior art crystals in formaldehyde synthesis by the water ballast process. At the same time, other parameters such as space-time yield, speed of catalyst exchange and  
5 activity should not be adversely affected.

By virtue of proceeding, in a process for producing silver crystals with a thin porous coating of oxidic material of the elements selected from the group consisting of aluminium, silicon, zirconium, titanium and mixtures thereof, in such a way that  
10 a) the silver crystals are contacted with a sol-gel solution of the elements in question, and  
b) the resulting silver crystals are collected,  
c) freed of the organic solvent and  
d) then heat treated at a temperature between 50°C and the melting point of silver, the  
15 solution to the stated problem may be arrived at in a manner which is simple but no less advantageous for that. In spite of the coating, the resulting silver catalysts are equally active as well as selective and lead to space-time yields just as good as the original used silver crystals without corresponding coating. At the same time, the coating, however, helps to counteract the sintering of the silver crystals, which leads to a significantly  
20 increased service life of the catalysts and hence to a dramatic cost reduction through absence of catalyst exchange. Moreover, it is completely surprising that the catalyst exchange itself can be managed more easily, since the material to be exchanged is not caked but can be removed readily from the reactor compared to the conventional material.

25 In the present process, in step a), the silver crystals are contacted with a sol-gel solution of the elements in question. This is preferably done by simply wetting the crystals with the appropriate solution. Advantageously, step a) is performed in a solvent comprising an organic solvent. The crystals can preferably also be introduced into a vessel/reactor which contains the sol-gel solution, optionally while stirring. The addition can also be  
30 reversed. Advantageously, the sol-gel solution is one in which alkoxides of the elements in question are dissolved in an organic matrix. The alkoxides may, as a result of

hydrolysis, already be partly crosslinked and may therefore be present in colloiddally dissolved form. To stabilize the solution, specific additives can be added.

As indicated, the sol-gel solution is preferably used in the form of an organic medium. The person skilled in the art is aware which solutions are preferable here. However,  
5 particular preference is given to an embodiment in which the solvents used are alcohols. Very particularly preferred solvents may be those selected from the group consisting of methanol, ethanol, n-propanol, isopropanol, n-butanol, isobutanol, sec-butanol, tert-butanol, n-pentanol and the bonding isomers thereof and the mixtures thereof. It is possible to add further organic solvents to the sol-gel solution, for example ethers.

10 An exceptionally preferred embodiment is that in which the sol-gel solution selected is an alkoxide of the element in question in the corresponding alcohol as the organic solvent. Therefore, very particularly preferred alkoxide compounds of the element in question are those selected from the group of the methoxides, ethoxides, propoxides, isopropoxides, n-butoxides, sec-butoxides, isobutoxides, tert-butoxides, n-propoxides or  
15 the bonding isomers thereof and mixtures thereof.

Next, the silver crystals are collected and thus freed of excess sol-gel solution. The collection can be performed by simple filtering, decanting or similar measures. Subsequently, excess solvent still adhering to the silver crystals is removed. This can be done in a simple manner by removing the solvent from the resulting silver crystals by  
20 evaporating it off under ambient conditions. Further measures are familiar to those skilled in the art. In particular, the solvent can also be removed in an accelerated manner by additional measures, for example application of a vacuum, exposure to a gas stream (air, nitrogen) and the like.

In the optional final step, the resulting silver crystals are heat treated at a temperature  
25 between 50°C and the melting point of silver.

This is preferably done at a temperature between 300°C and 700°C, or between 400°C and 800°C, or more preferably at 400°C to 600°C. The heat treatment can be performed with application of a vacuum or in the presence of an oxidic atmosphere, advantageously air.

The silver crystals thus obtained can be used for formaldehyde production in this form or optionally after further process measures as specified above.

In a further configuration of the present invention, the invention therefore relates to silver crystals with a thin porous coating of oxidic material of the elements selected from the group consisting of aluminium, silicon, zirconium, tin, titanium and mixtures thereof, obtainable by the process according to the invention.

Silver crystals for the formaldehyde synthesis must have a particular shape in order to be able to be used successfully as catalysts. They cannot be too small, since too little cavity otherwise remains between the individual crystals for the gases to be converted to flow through. Blockage of the catalyst bed would be the consequence. On the other hand, the particle sizes of the crystals should not become too great since an unfavourable ratio between expensive catalyst material and surface area is otherwise the result. It has been found to be advantageous when the mean particle size distribution is 0.15 to 2.5 mm, more preferably 0.5 to 2.0 mm and most preferably 0.5 to 1.0 mm.

The coating of the silver crystals serves – as already indicated – to prevent the silver crystals from sintering together in the catalyst bed in the formaldehyde synthesis. The coating must have an appropriate thickness to be able to ensure this effect sufficiently. The coating should therefore as far as possible have a thickness of not less than 0.3  $\mu\text{m}$ . On the other hand, it can be assumed that too great a thickness of the coating does not appear to be advantageous from the point of view of adhesion and of attrition. The thickness of the coating should therefore be between 0.3  $\mu\text{m}$  – 10  $\mu\text{m}$ . A preferred thickness is 1.0 – 5.0  $\mu\text{m}$ , more preferably 2.0 – 4.0  $\mu\text{m}$  and most preferably around 3.0  $\mu\text{m}$ .

The coating consists of an oxidic material of the contemplated elements. According to the invention, such a material is interpreted as being an inorganic compound which comprises the elements addressed, these being present bonded to one another via oxygen atoms within the entire material or at least in predominant portions. The oxidic material thus preferably comprises various types of  $\text{SiO}_2$ , aluminium oxides (e.g.  $\alpha$ -,  $\beta$ -,  $\gamma$ - $\text{Al}_2\text{O}_3$ , boehmite, etc.),  $\text{TiO}_2$ ,  $\text{ZrO}_2$ , a mixture of oxides or mixed oxides of these

compounds, for example various kinds of zeolites, SAPOs, perovskites, spinels and the like. The coating may also be present in the form of a ceramic.

The inventive catalyst should advantageously have a particular bulk density. This should be between  $> 1700$  and  $< 3800$  g/l, preferably  $> 1700$  and  $< 2400$  g/l and most  
5 preferably between  $> 1700$  and  $< 2000$  g/l.

The present invention also further relates to the use of the silver crystals coated in accordance with the invention as catalysts for formaldehyde preparation.

For this application, e.g. the formaldehyde synthesis, the silver crystals should possess a purity of  $> 99.9\%$ , preferably  $> 99.99\%$ . The elements which may be present in  
10 ultrasmall amounts in the silver crystals have been found to be those selected from the group consisting of gold, bismuth, copper, iron, lead, palladium and platinum. The amounts of these elements are less than 100 ppm, preferably  $< 50$  ppm and very preferably  $< 30$  ppm.

The coating of the silver crystals at least crucially delays sintering-together of the  
15 crystals during the formaldehyde synthesis. The crystals can also – when an exchange of the catalyst is planned – be removed from the reactor significantly more readily, since the caking of the crystals is less marked. The coating effectively imparts an exoskeleton to the silver crystals, which significantly prolongs the service life of the catalyst bed in the formaldehyde synthesis and hence counteracts frequent catalyst  
20 exchange. Since the exchange of the catalyst and the production shutdown that this causes concerns a majority of the costs of the formaldehyde production, the present invention helps to be able to perform the formaldehyde synthesis significantly less expensively.

Tests have demonstrated that the yields with the novel catalysts are surprisingly not  
25 significantly poorer than with the originally used silver catalysts (Fig. 1, Fig. 2).

Examples:

#### Production of the catalysts

The Ag crystals are coated with a ceramic  $\gamma$ -Al<sub>2</sub>O<sub>3</sub> layer by means of a colloidal boehmite (AlOOH) sol or of a polymeric Al<sub>2</sub>O<sub>3</sub> sol.

5 The characteristic feature of colloidal sols is dispersed ultrasmall particles in the region of 1 nm which statically repel one another owing to surface charges. For the preparation of the colloidal boehmite sol, aluminium tri-sec-butoxide (ATSB) is diluted with 2-butanol and added dropwise to water acidified with nitric acid. The hydrolysis which takes place proceeds with a water excess. The 2-butanol which forms is subsequently  
10 distilled off. The conversion to the boehmite with simultaneous stabilization of the sol takes place as a result of boiling under reflux at 120°C. A clear sol which shimmers in a pale bluish colour is obtained.

For polymeric sols, metal alkoxides likewise serve as the precursor material. The polymeric aluminium oxide sol is therefore likewise prepared from isopropanol-diluted  
15 aluminium tri-sec-butoxide (ATSB). In contrast to the preparation of colloidal sols, only a small amount of water is supplied here, which leads to partial hydrolysis and prevents the precipitation of the hydroxides. The partially hydrolyzed alkoxides condense with elimination of water to form polymers. Complete hydrolysis is prevented by adding complexing agents such as acetyl acetone. Stirring with exclusion of air and addition of  
20 nitric acid stabilizes the sol. A clear sol is formed.

The sols obtained are used to coat the Ag crystals by means of dipping or spraying. This is followed by the drying of the crystals on a meshlike substrate at moisture contents of > 50% and temperatures between 25 and 100°C. This converts the sol to a gel; the nanoparticles are crosslinked three-dimensionally. By sintering the coated crystals in  
25 ceramic crucibles at 500°C with a hold time of 3 hours, a ceramic coating is formed from the gel layer on the Ag crystals.

Literature:

30 C. Jeffrey Brinker, George W. Scherer  
Sol-Gel Science, The Physics and Chemistry of Sol-Gel-Processing  
ACADEMIC PRESS, INC.

### Activity tests

An apparatus as shown in Figure 3 was used to perform activity tests.

$N_2$  and air/ $O_2$  were metered in with MFCs (MultiFlowControllers), which had been calibrated beforehand by means of a soap film meter. For checking, the gas streams  
5 were also measured later after passing through the unheated reactor. The liquid was metered in by means of an HPLC pump with an upstream degasser. The  $H_2O/MeOH$  mixtures were established via starting weights. To calculate the liquid volume to be metered in (ml/min), additive behaviour of the densities of the components was initially assumed for the density of the mixtures. After the testing had finished, the amount of  
10 liquid injected was checked with reference to the change in weight of the liquid reservoir. Accordingly, a correction of the amount of MeOH metered in was effected for the calculation of the MeOH conversion (X-MeOH), but also the percentages by volume of all feed components and the GHSV (GasHourlySpaceVelocity).

The reactor used was an ALSINT™ 99.7 ceramic tube; external diameter 15 mm, internal  
15 diameter 10 mm, length 500 mm (from Haldenwanger Berlin (BTK - Buntenkötter Technische Keramik, Neuss)). Reactor inlet and outlet were kept at about 120°C by means of water cooling (cooling coils). The thermostat box (120°C) ensures that formaldehyde does not polymerize before the product stream is introduced into the condenser and into the collecting vessel for the product samples. The liquid reactant  
20 was evaporated at 120°C in an evaporator connected upstream of the reactor. The reactor temperature was regulated to the temperature desired in the catalyst bed, which was measured in the middle of the catalyst bed. It had to be readjusted in the event of changes in the liquid feed rate and composition. After leaving the reactor and the thermobox, the product gas was cooled to approx. 5°C in a spiral condenser and  
25 transferred into the sample withdrawal point which was likewise cooled.

The catalyst bed consisted in each case of 0.1 g of Ag catalyst of particle fraction 0.5-1 mm, mixed with 3 g of 1-1.4 mm white high-grade corundum (in analogy to [M. Qian, M.A. Liauw, G. Emig, Appl. Catal. A: General, 238 (2003) 211.]). The volume of the bed was 2.3 ml (basis of the GHSV calculation). To preheat the feed on  
30 the inlet side, an additional high-grade corundum bed was layered over the catalyst bed.

Three catalyst specimens were tested: Cat. 1: "Pure silver" (Ag), Cat. 2: Ag modified with polymer-based aluminium oxide (aluminium hydroxide precursor – inventive) (Ag-P), Cat. 3: Ag modified with colloid-based aluminium oxide (aluminium sol precursor – inventive) (Ag-K).

- 5 The gas chromatography analyses were effected with a Shimadzu GC 17A using an AT-Q 30 m × 0.32 mm capillary column and an FID with upstream methanizer. Specifically, the following conditions were employed:

Injection volume 0.9 µl, split 40, linear velocity 30.9 cm/s, temperature program 6 min isothermal 120°C, 10 K/min to 200°C, hold time 1 min, 5 injections each per sample.

- 10 The capillary GC column was operated at start temperature 120°C, in order to prevent polymerization of formaldehyde or methylal formation with MeOH.

- Tests were conducted at 500-600°C and space velocities of 6000-20 000 h<sup>-1</sup>; the MeOH:water ratio was 0.67 or 1.2. The MeOH conversions reach approx. 70% at 600°C; the FA yields are 35-40%. At low loadings or high residence times, a high FA  
15 decomposition rate was observed; CO was the main product.

The details of the tests can be taken from the following tables:

Table 1

Test procedure of the catalyst initialization and the subsequent catalytic testing

<b>Procedure</b>	<b>t/h</b>	<b>T/°C</b>	<b>GHSV/h-1 (25°C)</b>	<b>H<sub>2</sub>O:MeOH</b> Molar ratio
Reactor heating, N <sub>2</sub>		5 K/min to 200		
Startup with feed		5 K/min to 600	15000	
Catalyst initialization	0 - 65	600	15000	0.67
<b>Test I</b>	0 - 3	600	15000	0.67
Change in residence time	3 - 4.5	600	6000	0.67
<b>Test II</b>	4.5 - 7.5	600	6000	0.67
Change in T	7.5 - 24	500	6000	0.67
<b>Test III</b>	24 - 27	500	6000	0.67
Change in residence time	27 - 28.5	500	15000	0.67
<b>Test IV</b>	28.5 - 31.5	500	15000	0.67
Change in T	31.5 - 48	550	15000	0.67
<b>Test V</b>	48 - 51	550	15000	0.67
Change in residence time	51 - 52.5	550	6000	0.67
<b>Test VI</b>	52.5 - 55.5	550	6000	0.67
Change in residence time	55.5 - 72	550	15000	1.20
Increase in H <sub>2</sub> O ballast				
<b>Test VII</b>	72 - 75	550	15000	1.20
Change in residence time	75 - 76.5	550	20000	1.20
<b>Test VIII</b>	76.5 - 79.5	550	20000	1.20

Table 2 – Test parameters

Test	N <sub>2</sub>	H <sub>2</sub> O	MeOH	O <sub>2</sub>	GHSV /h-1 (25°C)	Residence time (823 K)
I, IV, V	22.00 l/h	4.05 l/h 11.7% by vol.	6.04 l/h 17.5% by vol.	2.425 l/h 7.0% by vol.	15000	0.087 sec
		H <sub>2</sub> O : MeOH = 0.67	8.57 g/h			
		Liquid reactant I: 0.234 ml/min	0.268 mol/h			
		226.1 g H <sub>2</sub> O + 600 g MeOH				
II, III, VI	8.80 l/h	Liquid reactant I: 0.094 ml/min	0.107 mol/h	0.968 l/h 7.0% by vol.	6000	0.217 sec
VII	18.83 l/h	7.25 l/h 21.0% by vol.	0.268 mol/h	2.415 l/h 7.0% by vol.	15000	0.087 sec
		H <sub>2</sub> O:MeOH = 1.2				
		Liquid reactant II: 0.277 ml/min				
		405.0 g H <sub>2</sub> O + 600 g MeOH				
VIII	25.04 l/h	9,64 l/h 21.0% by vol.	0.356 mol/h	3.218 l/h 7.0% by vol.	20000	0.065 sec
		H <sub>2</sub> O:MeOH = 1.2				
		Liquid reactant II: 0.368 ml/min				

Table 3 – Real parameters 1 (Cat.1 = Ag (reference), Cat. 2 (Ag-P), Cat. 3 (Ag-K))

	Test I. IV. V; Cat. 1; 2; 3		Test II. III. VI; Cat. 1; 2		Cat. 3; Test II	Test III	Test VI
	Target	Actual	Target	Actual	Actual	Actual	Actual
N <sub>2</sub>	22.0 l/h	22.3 l/h	8.8 l/h	9.27 l/h			
O <sub>2</sub>	2.42 l/h 7.0% by vol.	2.37 l/h 6.74% by vol.	0.97 l/h 7.0% by vol.	0.90 l/h 6.27% by vol.			
Liquid reactant	0.234 ml/min	0.243 ml/min	0.094 ml/min	0.100 ml/min			
MeOH	6.04 l/h 17.5% by vol.	6.28 l/h 17.86% by vol.	2.53 l/h 17.5% by vol.	2.42 l/h 17.54% by vol.			
	0.268 mol/h	0.279 mol/h	0.107 mol/h	0.113 mol/h	0.111 mol/h	0.112 mol/h	0.115 mol/h
H <sub>2</sub> O	4.05 l/h 11.7% by vol.	4.21 l/h 11.97% by vol.	1.62 l/h 11.7% by vol.	1.72 l/h 11.93% by vol.			
GHSV	15 000 h <sup>-1</sup>	15300 h <sup>-1</sup>	6000 h <sup>-1</sup>	6265 h <sup>-1</sup>			
Residence time	0.087 sec	0.085 sec	0.217 sec	0.208 sec			

Table 4 – Real parameters 2 (Cat. 1 = Ag (reference), Cat. 2 (Ag-P), Cat. 3 (Ag-K))

	Test VII; Cat. 1; 2		Cat. 3	Test VIII; Cat. 1; 2		Cat. 3
	Target	Actual	Actual	Target	Actual	Actual
N <sub>2</sub>	18.83 l/h	19.10 l/h		25.04 l/h	23.70 l/h	
O <sub>2</sub>	2.42l/h 7.0% by vol.	2.30 l/h 6.53% by vol.		3.32 l/h 7.0% by vol.	3.60l/h 7.86% by vol.	
Liquid reactant	0.277 ml/min	0.288 ml/min		0.368 ml/min	0.386 ml/min	
MeOH	6.04 l/h 17.5% by vol.	6.31 l/h 17.83% by vol.		7.97l/h 17.5% by vol.	8.37 l/h 18.27% by vol.	
	0.268 mol/h	0.280 mol/h	0.276 mol/h	0.356 mol/h	0.374 mol/h	0.375 mol/h
H <sub>2</sub> O	7.25 l/h 21.0% by vol.	7.57 l/h 21.41% by vol.		9.64 l/h 21.0% by vol.	10.12 l/h 22.10% by vol.	
GHSV	15 000 h-1	15 300 h-1		20 000 h-1	20 000 h-1	
Residence time	0.087 sec	0.085 sec		0.065 sec	0.065 sec	

Under all reaction conditions employed, surprisingly, no significantly poorer yields and methanol conversions were obtained with the Ag catalysts whose surface was modified with aluminium oxide deposits (Ag-P and Ag-K).

Figs 1 and 2 show the MeOH conversions and FA yields as a function of the reaction temperature and of the space velocity.

Fig. 1: MeOH conversion and FA selectivity or yield vs. reaction temperature

Fig. 2: MeOH conversion and FA selectivity or yield vs. loading

- 10 X-MeOH: MeOH conversion [%]  
 S-FA: Formaldehyde selectivity [%]  
 Y-FA: Formaldehyde yield [%]

The embodiments of the invention in which an exclusive property or privilege is claimed are defined as follows:

1. A process for producing silver crystals having a porous coating of oxidic material of an element which is aluminium, silicon, zirconium, or titanium or any mixtures thereof, which process comprises

a) contacting the silver crystals with a sol-gel solution of said element in an organic solvent, and

b) collecting the silver crystals resulting from step a),

c) freeing the silver crystals from the organic solvent, and

d) then heat treating the silver crystals at a temperature between 50° C and the melting point of silver,

wherein the silver crystals have a mean particle size distribution of 0.15  $\mu\text{m}$  to 2.5  $\mu\text{m}$ , and wherein said porous coating has a thickness of between 0.3  $\mu\text{m}$  to 10  $\mu\text{m}$ .

2. The process according to claim 1, wherein the sol-gel solution is an alkoxide of said element in a corresponding alcohol as the organic solvent.

3. The process according to claim 2, wherein the alkoxide is a methoxide, an ethoxide, a propoxide, an isopropoxide, an n-butoxide, a sec-butoxide, an isobutoxide, a tert-butoxide, or an n-propoxide, or a structural isomer thereof.

4. The process according to any one of claims 1 to 3, wherein the resulting silver crystals are freed of the solvent by allowing the solvent to evaporate off under ambient conditions.

5. The process according to any one of claims 1 to 4, wherein the heat treatment is performed at a temperature between 400° C and 800° C.

6. The process according to any one of claims 1 to 4, wherein the heat treatment is performed at a temperature between 400° C and 600° C.

7. Silver crystals made by the process defined in any one of claims 1 to 6, wherein said silver crystals have a mean particle size distribution of 0.15  $\mu\text{m}$  to 2.5  $\mu\text{m}$  and a porous coating of oxidic material of an element which is aluminium, silicon, zirconium, or titanium, or any mixtures thereof and wherein said porous coating has a thickness of between 0.3  $\mu\text{m}$  to 10  $\mu\text{m}$ .
8. The silver crystals according to claim 7, wherein the coating has a thickness of 1.0  $\mu\text{m}$  to 5.0  $\mu\text{m}$ .
9. The silver crystals according to claim 7, wherein the coating has a thickness of 2.0  $\mu\text{m}$  to 4.0  $\mu\text{m}$ .
10. The silver crystals according to claim 7, wherein the coating has a thickness of about 3.0  $\mu\text{m}$ .
11. The silver crystals according to any one of claims 7 to 10, wherein the oxidic material is  $\text{SiO}_2$ , a kind of aluminium oxide,  $\text{TiO}_2$ , or  $\text{ZrO}_2$ , or a mixture of oxides or mixed oxides of these compounds, optionally in the form of a ceramic.
12. A catalyst comprising the silver crystals defined in any one of claims 7 to 10 with a bulk density between  $>1700 \text{ g/l}$  and  $<3800 \text{ g/l}$ .
13. Use of the silver crystals defined in any one of claims 7 to 10 as a catalyst in the preparation of formaldehyde.
14. The process according to any one of claims 1 to 6, wherein the coating has a thickness of 1.0  $\mu\text{m}$  to 5.0  $\mu\text{m}$ .
15. The process according to any one of claims 1 to 6, wherein the coating has a thickness of 2.0  $\mu\text{m}$  to 4.0  $\mu\text{m}$ .
16. The process according to any one of claims 1 to 6, wherein the coating has a thickness of about 3.0  $\mu\text{m}$ .

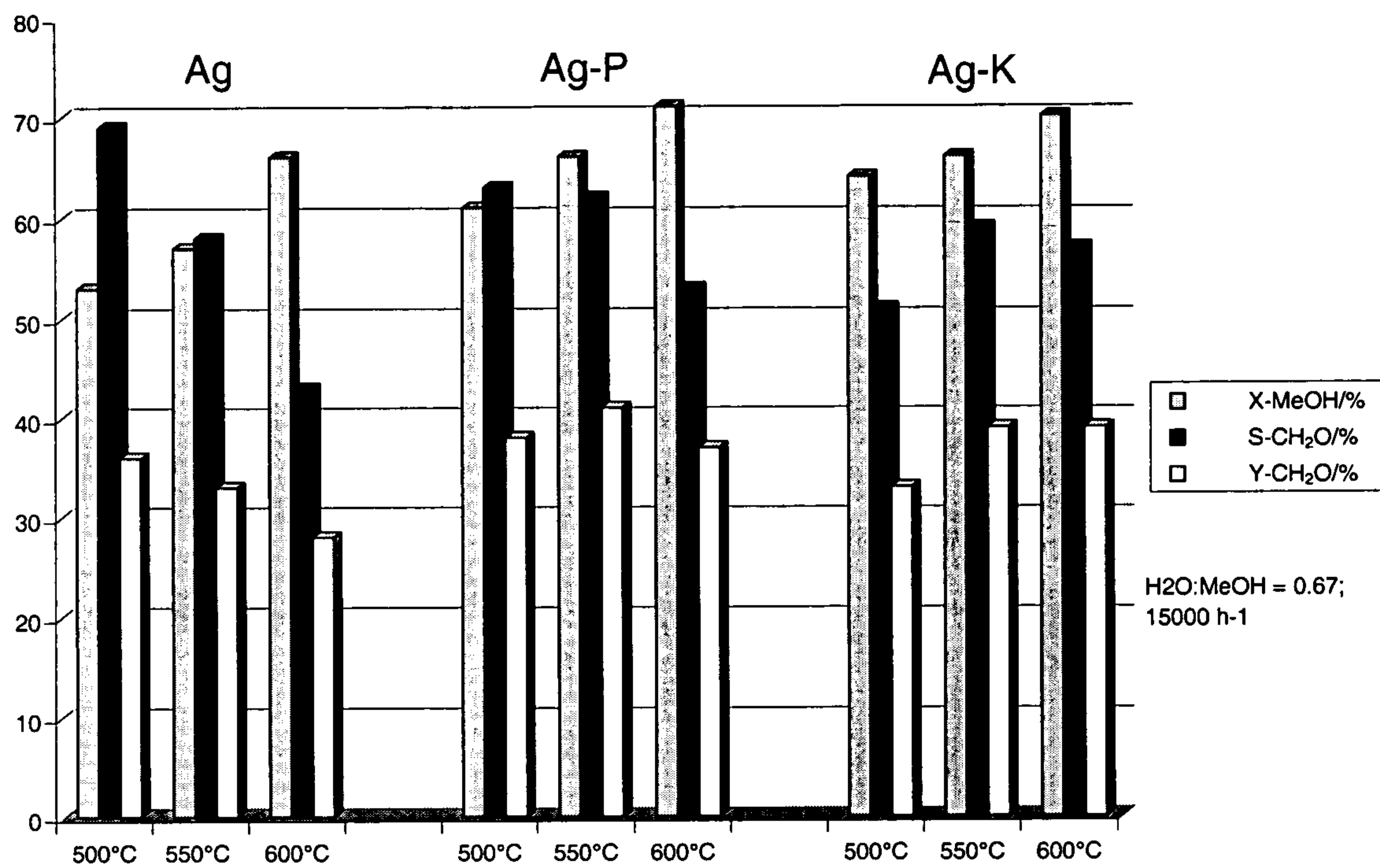


Fig. 1

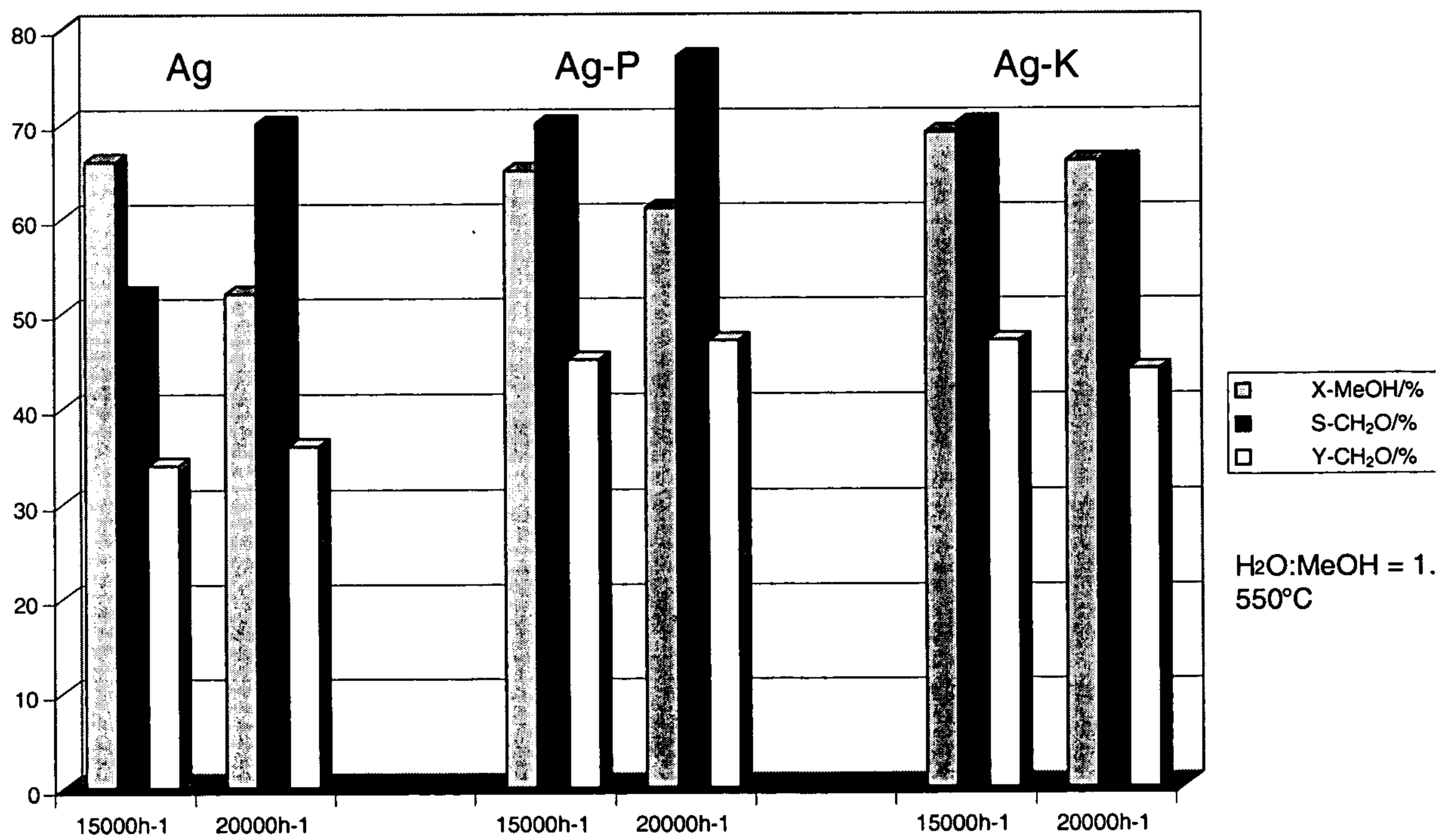


Fig. 2

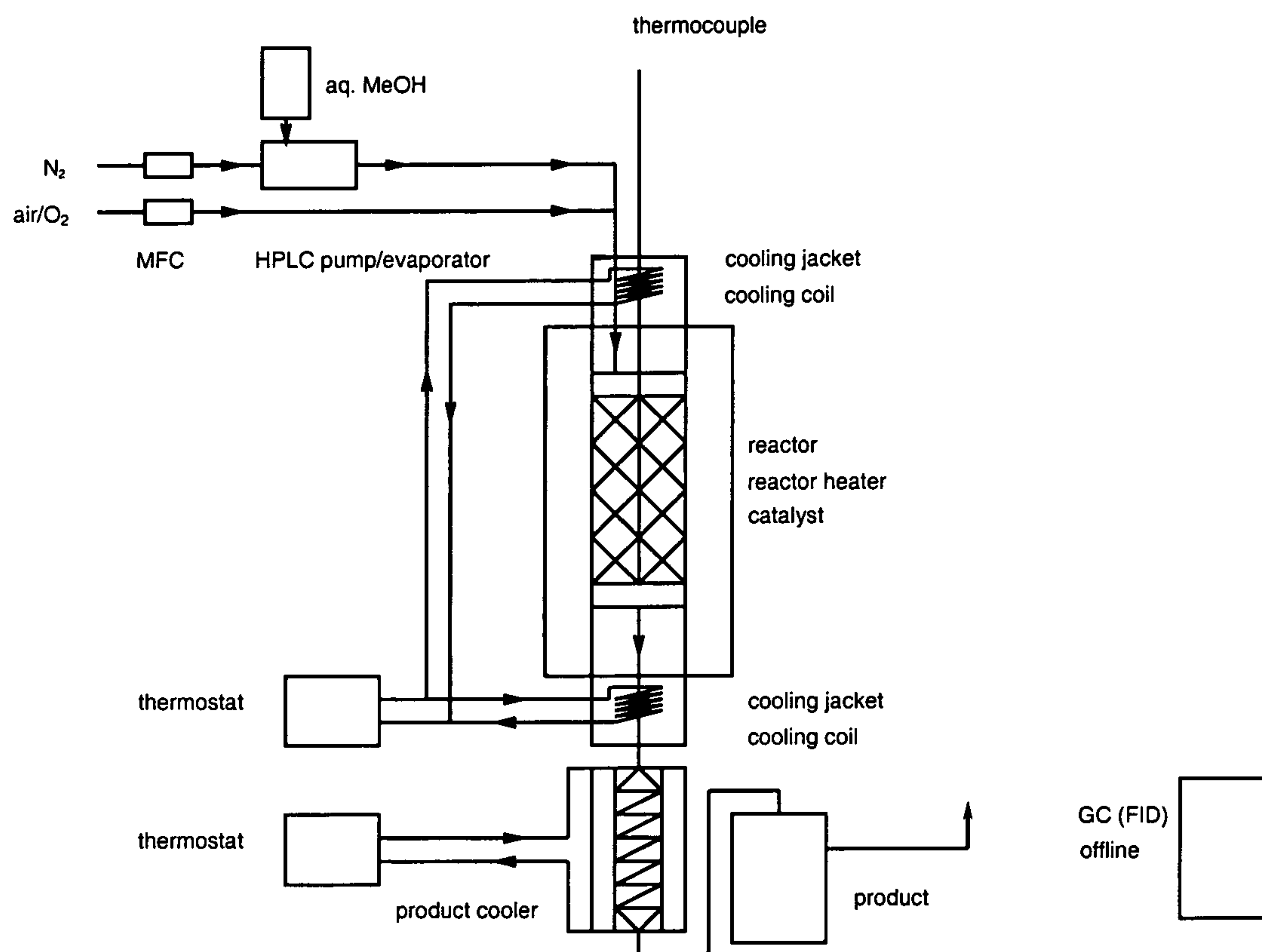


Fig. 3

