



US00D353034S

United States Patent [19]

[11] Patent Number: **Des. 353,034**

Panza et al.

[45] Date of Patent: **** Dec. 6, 1994**

[54] **COMBINED INFANT SLEEPER AND RUBBER SOLE**

[76] Inventors: **Nena M. Panza; Richard C. Panza,**
both of 830 St. Marks #21,
Redding, Calif. 96003

[**] Term: **14 Years**

[21] Appl. No.: **9,305**

[22] Filed: **Jun. 10, 1993**

[52] U.S. Cl. **D2/744; D2/745**

[58] Field of Search **D2/712, 713, 714, 715,**
D2/716, 718, 742, 743, 744, 745, 746, 747, 948;
2/75, 79, 80, 83, 114, 227, 229, 231, 242

[56] **References Cited**

U.S. PATENT DOCUMENTS

D. 161,524	1/1951	Patterson	D2/742
D. 307,505	5/1990	Schiff et al.	D2/712
D. 316,923	5/1991	Jensen et al.	D2/713
2,561,872	7/1951	Krinick	D2/860
2,621,336	12/1952	Wendroff	2/80
3,092,839	6/1963	Cantrell	D2/713
3,212,103	10/1965	Goodman	D2/713

3,221,342	12/1965	Payne	2/83
4,091,466	5/1978	Kearn	2/227
4,759,082	7/1988	Mulligan .	
4,811,429	3/1989	Perez .	
4,860,364	8/1989	Giannini	2/227
5,023,952	6/1991	Palmer .	

Primary Examiner—A. Hugo Word
Assistant Examiner—Celia A. Murphy
Attorney, Agent, or Firm—Terry M. Gernstein

[57] **CLAIM**

The ornamental design for a combined infant sleeper and rubber sole, as shown and described.

DESCRIPTION

FIG. 1 is a front, top and side perspective view of the combined infant sleeper and rubber sole showing our new design;

FIG. 2 is a front elevational view thereof;

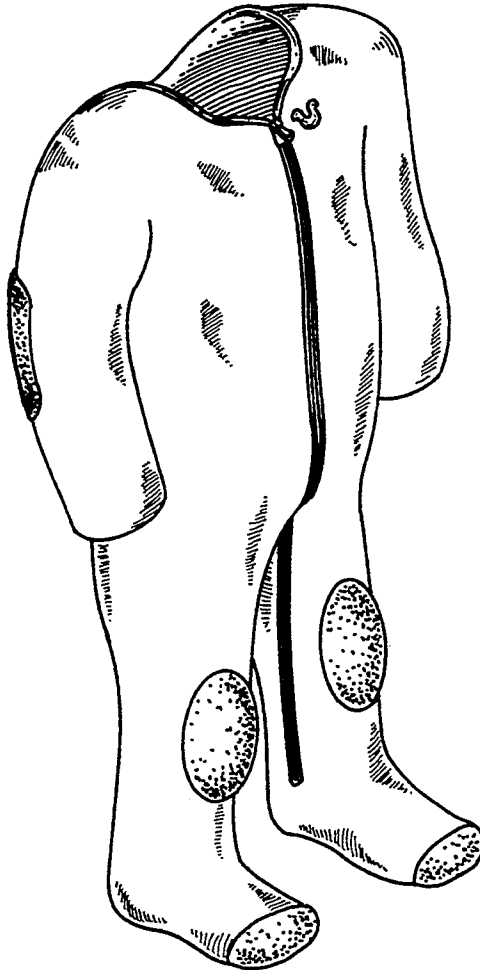
FIG. 3 is a rear elevational view thereof;

FIG. 4 is a side elevational view thereof;

FIG. 5 is a side elevational view thereof;

FIG. 6 is a top plan view thereof; and,

FIG. 7 is a bottom plan view thereof.



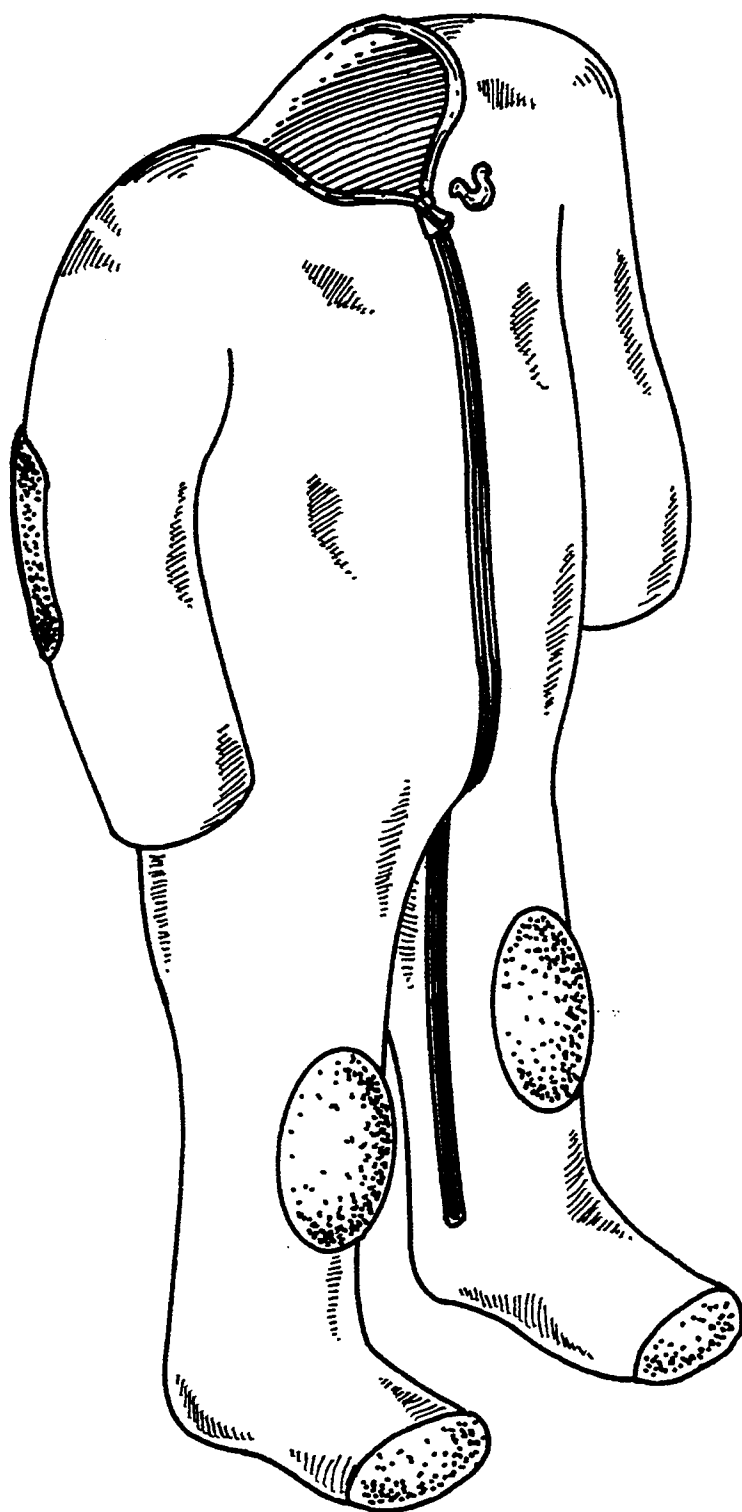


FIG. 1

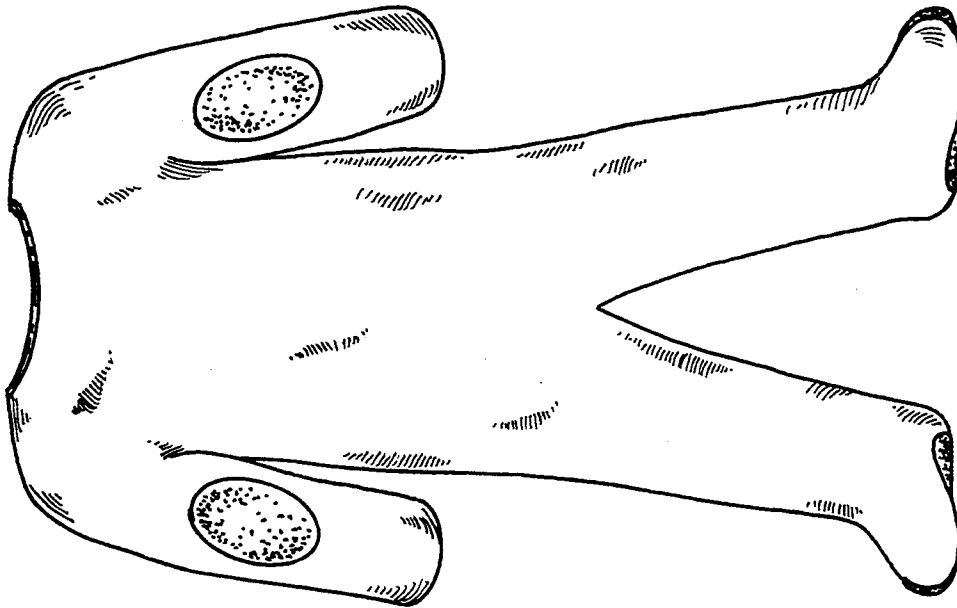


FIG. 3

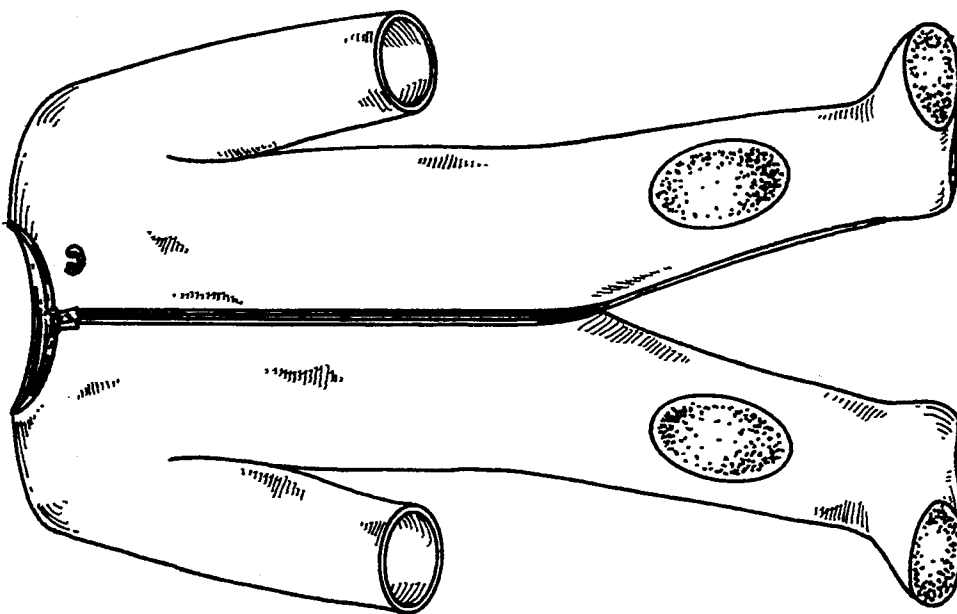


FIG. 2

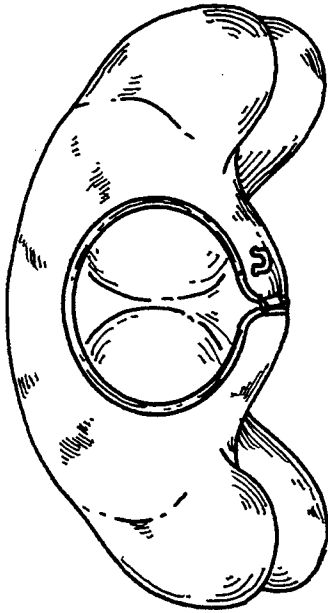


FIG. 6

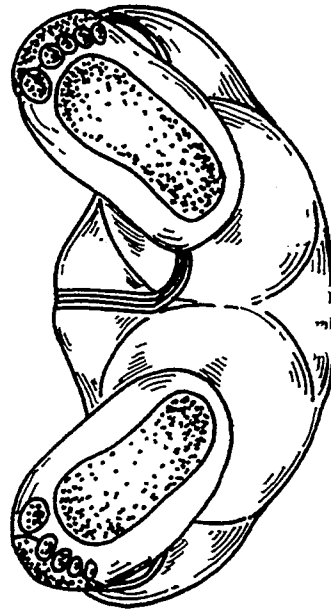


FIG. 7

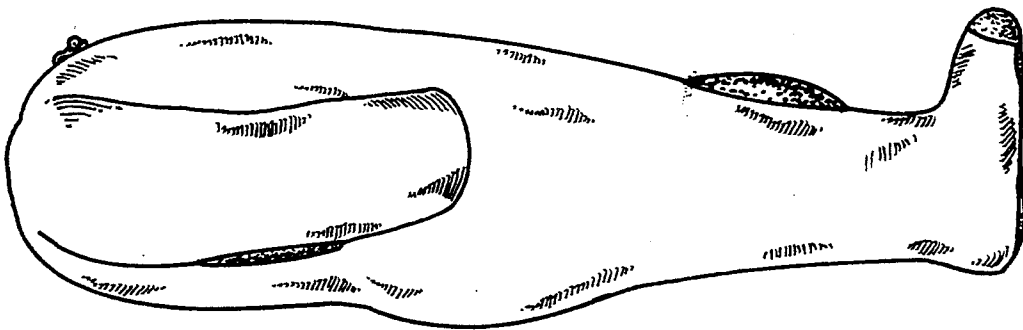


FIG. 5

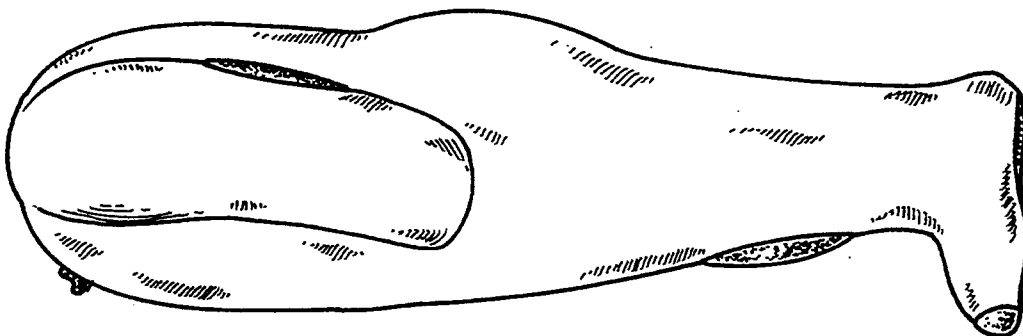


FIG. 4