

PCTWORLD INTELLECTUAL PROPERTY ORGANIZATION
International Bureau

INTERNATIONAL APPLICATION PUBLISHED UNDER THE PATENT COOPERATION TREATY (PCT)

(51) International Patent Classification ⁶ : C11C 3/02, 3/06, C07C 69/58, C12P 7/62, 7/64	A1	(11) International Publication Number: WO 95/24459 (43) International Publication Date: 14 September 1995 (14.09.95)
(21) International Application Number: PCT/NO95/00050 (22) International Filing Date: 7 March 1995 (07.03.95) (30) Priority Data: 9404483.1 8 March 1994 (08.03.94) GB (71) Applicant (for all designated States except US): NORSK HYDRO A.S [NO/NO]; N-0240 Oslo (NO). (72) Inventors; and (75) Inventors/Applicants (for US only): BREIVIK, Harald [NO/NO]; Uranusv. 22, N-3942 Skjelsvik (NO). HAR-ALDSSON, Gudmundur, G. [IS/IS]; Skogaras 11, 110 Reykjavik (IS). (74) Agent: SANDBU, Elisabeth, Dahl; Pronova a.s, Strandveien 5, N-1324 Lysaker (NO).		(81) Designated States: AM, AT, AU, BB, BG, BR, BY, CA, CH, CN, CZ, DE, DK, EE, ES, FI, GB, GE, HU, JP, KE, KG, KP, KR, KZ, LK, LR, LT, LU, LV, MD, MG, MN, MW, MX, NL, NO, NZ, PL, PT, RO, RU, SD, SE, SI, SK, TJ, TT, UA, US, UZ, VN, European patent (AT, BE, CH, DE, DK, ES, FR, GB, GR, IE, IT, LU, MC, NL, PT, SE), OAPI patent (BF, BJ, CF, CG, CI, CM, GA, GN, ML, MR, NE, SN, TD, TG), ARIPO patent (KE, MW, SD, SZ, UG). Published <i>With international search report.</i>
(54) Title: REFINING OIL COMPOSITIONS (57) Abstract This invention relates to a process for treating an oil composition containing saturated and unsaturated fatty acids in the form of triglycerides, in order to obtain a refined product with higher concentrations of the polyunsaturated fatty acids.		

FOR THE PURPOSES OF INFORMATION ONLY

Codes used to identify States party to the PCT on the front pages of pamphlets publishing international applications under the PCT.

AT	Austria	GB	United Kingdom	MR	Mauritania
AU	Australia	GE	Georgia	MW	Malawi
BB	Barbados	GN	Guinea	NE	Niger
BE	Belgium	GR	Greece	NL	Netherlands
BF	Burkina Faso	HU	Hungary	NO	Norway
BG	Bulgaria	IE	Ireland	NZ	New Zealand
BJ	Benin	IT	Italy	PL	Poland
BR	Brazil	JP	Japan	PT	Portugal
BY	Belarus	KE	Kenya	RO	Romania
CA	Canada	KG	Kyrgystan	RU	Russian Federation
CF	Central African Republic	KP	Democratic People's Republic of Korea	SD	Sudan
CG	Congo	KR	Republic of Korea	SE	Sweden
CH	Switzerland	KZ	Kazakhstan	SI	Slovenia
CI	Côte d'Ivoire	LI	Liechtenstein	SK	Slovakia
CM	Cameroon	LK	Sri Lanka	SN	Senegal
CN	China	LU	Luxembourg	TD	Chad
CS	Czechoslovakia	LV	Latvia	TG	Togo
CZ	Czech Republic	MC	Monaco	TJ	Tajikistan
DE	Germany	MD	Republic of Moldova	TT	Trinidad and Tobago
DK	Denmark	MG	Madagascar	UA	Ukraine
ES	Spain	ML	Mali	US	United States of America
FI	Finland	MN	Mongolia	UZ	Uzbekistan
FR	France			VN	Viet Nam
GA	Gabon				

REFINING OIL COMPOSITIONS

This invention relates to a novel process for treating an oil composition containing saturated and unsaturated fatty acids in the form of glycerides, in order to obtain a refined product with higher concentrations of the polyunsaturated fatty acids. The invention in particularly preferred embodiments provides a process for increasing the concentrations of EPA and DHA in a fish oil composition.

In this specification polyunsaturated fatty acids are identified according to the system wherein the omega- or n-number denominates the position of the first double bond when counting from the terminal methyl group, e.g. in an omega-3 or n-3 fatty acid, the first double bond occurs at the third carbon carbon-bond from the terminal methyl group of the acid. Further, when a fatty acid is identified, for instance, as C18:3, this refers to a fatty acid having 18 carbon atoms in the chain and three double bonds.

Commercially important polyunsaturated fatty acids are EPA (eicosapentaenoic acid, C20:5) DHA (docosahexaenoic acid, C22:6) and AA (arachidonic acid, C20:4). The full nomenclature of these acids according to the IUPAC system is:

EPA

cis-5,8,11,14,17-eicosapentaenoic acid

25

DHA

cis-4,7,10,13,16,19-docosahexaenoic acid

AA

cis-5,8,11,14-eicosatetraenoic acid

As is well known, EPA and DHA are proving increasingly

valuable in the pharmaceutical and food supplement industries in particular. These acids are found in relatively high concentrations in certain marine oils, but for many purposes it is necessary that the marine oils should be refined in order to increase the content of EPA and/or DHA to suitable levels, or to reduce the concentrations of, or even eliminate, certain other substances which occur naturally in the raw oil. For pharmaceutical and food purposes, for instance, it is necessary to substantially completely eliminate all the pesticide residues which commonly occur in marine oils, even those derived from fish caught in sea areas quite remote from intensively cultivated land areas.

EPA and DHA must exhibit an all-cis (Z-Z) configuration corresponding to their naturally occurring state if they are to exhibit biological activity without toxicity. However, these acids are extremely fragile when they are heated and they very readily undergo fast oligomerization, isomerization and peroxidation reactions. Accordingly, it is extremely difficult to purify marine oil compositions containing EPA and DHA without risking loss of these desired acids in their useful form.

EPA and DHA occur in marine oils predominantly as their triglycerides. Up until now, most practical refining processes start either by esterifying the oil with a low molecular weight alcohol (normally ethanol) or by hydrolysing the oil to form free acids or their salts, whereafter fractionation of the oil to recover the desired product is initiated.

However, because of the complexity of marine raw materials, polyunsaturated fatty acid derivatives in highly purified form are not easily prepared by any single fractionation technique. Usually a combination of techniques is therefore used, the particular combination chosen depending

on the composition of the raw material and the concentration and other quality criteria that are desired for the product. Urea complexation is one fractionation technique which is commonly employed in processes for
5 recovering high content EPA and/or DHA compositions.

Urea has the useful property of forming solid complexes with straight-chain organic compounds. When a marine oil composition containing fatty acids or esters is added to a solution of urea, a crystalline complex is formed with the
10 more saturated fraction of the acids. The crystals can be removed, leaving a raffinate of more unsaturated fatty acids or fatty acid esters.

Urea complexation has been used with both free fatty acids, and with methyl or ethyl esters of the fatty acids. The
15 process can be made continuous by using heat exchangers with a scraped surface as reactors for urea occlusion formation. When fractionating esters, it seems to be the normal procedure first to react the oil with alcohol and/or alcohol/water and then to isolate the esters/free fatty
20 acids before urea complexation. However, a combined in situ esterification and urea fractionation may also be performed as described in EP-A-0255824.

When such a process is used in combination with, for instance, two or more steps of molecular distillation, it
25 is possible to produce a refined product containing 85% by weight or higher of n-3 polyunsaturated fatty acids, predominantly EPA and DHA from a raw marine oil. However, the total recovery of the refined product is undesirably low. In a typical commercial operation using such
30 conventional fractionation processes, one might expect to recover only about 60-80 tons of an 85% n-3 fatty acid concentrate from 1000 tons of raw marine oil, i.e. a recovery rate of only 6-8%. This poor yield means not only that such refining processes are very expensive but

also that they require bulky, complex equipment.

The lipophilic character of many environmental pollutants (examples: pesticides and polychlorinated biphenyls) results in an accumulation of these compounds in marine lipids. Unfortunately, urea does not form complexes with many such pollutants, and as a result a concentrate from urea complexation will contain increased, and for many purposes unacceptably high, levels of pesticides and other environmental pollution products as compared with the original marine oil. Consequently, current refining processes based on urea complexation for making refined fish oils for human consumption have to include complex and expensive purification procedures to reduce pollutant levels to acceptable values.

- 15 The present invention aims to provide an improved process for increasing the polyunsaturated fatty acid content of oil compositions, and particularly a process which is well adapted to a commercial process for recovering EPA and/or DHA from fish oil in enhanced yield.
- 20 As is known, lipases are well suited for use as catalysts in processes involving highly labile n-3 polyunsaturated fatty acids, such as EPA and DHA, occurring in marine oil. This is due to their ability to act at low temperatures, their neutral pH and their mildness in action, which helps
- 25 keep to a minimum undesired side reactions such as cis-trans isomerizations, double-bond migrations, polymerizations, oxidations, etc. Thus, the utilization of lipases for the hydrolysis of fatty acids in marine oil is already well documented.
- 30 For instance, Lie and Lambertsen in Comp. Biochem. Physiol. 80B No. 3, pages 447-450, 1985, reported that intestinal lipase obtained from cod hydrolysed preferentially the polyunsaturated fatty acids 18:4, 20:5 and 22:6 present as

triglycerides in capelin oil. They reported that this specificity was particularly prominent for the acid 20:5, i.e. EPA.

On the other hand, Lie and Lambertsen also found that the
5 C₁₄-C₁₈ saturated and monounsaturated fatty acids were preferentially hydrolysed as triglycerides from capelin oil by Candida cylindracea lipase, whereas the long-chain monoenes, C20:1 and C22:1 and particularly the polyunsaturated fatty acids C18:4, and, to a lesser extent
10 EPA, DHA were resistant to hydrolysis (Lie and Lambertsen, Fette, Seifen, Anstrichmittel, 88, 365, 1986).

A Japanese patent specification No. 59-14793 - Noguchi et al, describes a method based on similar discrimination by lipases between saturated and unsaturated acids for
15 preparing concentrates of highly polyunsaturated fatty acids. Ethyl esters from miscellaneous marine oils such as sardine and mackerel oil were hydrolysed with various lipases (Candida cylindracea, Aspergillus rhizopus and Mucor miehei). Selective hydrolysis afforded ethyl ester
20 concentrates of up to 25% EPA and 17% DHA after separation of the hydrolysed fatty acids.

Another Japanese patent, 172691 - Nippon Oil and Fats, 1990 describes a method based on the hydrolysis of marine oil with Candida sp. lipase. EPA or its ester was obtained
25 from a free fatty acid component and DHA or its ester from the residual glyceride component. The continuation of the process involved separation of fatty acid and glyceride components, esterification with lower alkyl, concentration of polyunsaturated fatty acids using urea complexion and
30 further purification by molecular distillation, supercritical CO₂ fluid extraction or liquid chromatography. Takagi (Am. Oil Chem. Soc. 66, 488, 1988) has described a method based on the reverse process for separating EPA and DHA using an immobilized Mucor miehei lipase.

Polyunsaturated fatty acid concentrates obtained from Japanese sardine oil by the urea adduct method were esterified with methanol in n-hexane medium at room temperature. The lipase discriminated between EPA and DHA and selective esterification afforded an EPA enriched methyl ester concentrate of 51% EPA and 6% DHA as well as a DHA enriched free fatty acid concentrate of 52% DHA and 12% EPA in the ratio of 59 to 41, respectively.

Yamane and co-workers have very recently used several lipases to selectively hydrolyse cod liver oil and refined sardine oil (Agric. Biol. Chem. 54, 1459, 1990). The best results were obtained for the non-regiospecific Candida cylindracea and 1,3-specific Aspergillus niger lipases, but none of the lipases were able to raise the EPA content of the glyceride products significantly.

It is apparent from this prior work on the use of lipases to hydrolyse esters of marine oil fatty acids that different lipases behave quite differently, and also that a quite marked selectivity between one fatty acid and another, or between one type of fatty acid and another, is often exhibited by the lipases.

This substrate selectivity of certain lipases is taken advantage of by Zuyi and Ward who have described a lipase-catalysed alcoholysis of cod liver oil to prepare an n-3 polyunsaturated fatty acid-enriched fraction (Zuyi and Ward, "Lipase-catalyzed alcoholysis to concentrate the n-3 polyunsaturated fatty acid of cod liver oil", Enzyme Microb. Technol., 1993, 15, July, 601-606). The authors studied nine lipases and they found that Pseudomonas sp. lipase (CES from Amano International Enzyme Co) alcoholized fish oil at a higher rate than the other lipases and produced monoglycerides significantly enriched in EPA and DHA. In this prior process, the alcohol (ethanol and isopropanol were used) was employed both as a reactant and

as a solvent for the reaction.

Zuyi and Ward studied the effect of water concentration in the reaction medium and they found that the alcoholysis (with isopropanol) by lipase CES increased with water
5 content in the range 0-7.5% v/v. The data presented shows that a water content of 5% v/v was optimal, and that even with a water content of 2.5% v/v over 40% of the original triglycerides present in the oil remained unreacted after 12 hours (it is understood that these water contents refer
10 to water added to the reaction system and take no account of the small amounts of water inevitably present in the fish oil and the "dry" enzyme). Concomitantly, there was very considerable hydrolysis of triglyceride to free fatty acid (typically more than 30%), for instance at a water
15 content of 5% v/v there was 18.9% hydrolysis (compared with only 15.5% alcoholysis).

Although the Zuyi and Ward process is of scientific interest it does not, unfortunately, provide an improved process for preparing purified EPA/DHA compositions
20 commercially. In particular, the inevitable presence in the lipase-catalysed product of significant quantities of free fatty acid make it difficult subsequently to purify the desired n-3 polyunsaturated fatty acids. For example, due to low volatility the free fatty acids cannot be
25 separated from the glycerides by conventional molecular distillation techniques. Furthermore, since the esters and the free fatty acids have substantially different polarities, whilst the mono- and di-glycerides are of intermediate polarities, they cannot be separated from the
30 glycerides using extraction. As demonstrated below, the present invention in contrast advantageously may use molecular distillation techniques not only to separate polyunsaturated fatty acid glycerides from saturated and monounsaturated fatty acid esters but also to
35 simultaneously effect removal of environmental pollutants

such as pesticides and polychlorinated biphenyls from the desired polyunsaturated fatty acid glyceride fraction.

We have now unexpectedly found, in accordance with the present invention, that certain specific lipases, including the Pseudomonas sp. lipase used by Zuyi and Ward, can be used to selectively transesterify the ester moieties of saturated and monounsaturated fatty acids in marine oil triglycerides under substantially anhydrous reaction conditions. It is found that such transesterification leads, without substantial concomitant hydrolysis, to a mixture of monoesters of the more susceptible saturated fatty acids, with the remaining n-3 polyunsaturated long-chain fatty acids being still bound to the glycerol moiety as esters, mainly mono- and diglycerides but also triglycerides, depending upon the extent of conversion.

More particularly, the present invention provides a process for treating an oil composition containing saturated and unsaturated fatty acids in the form of triglycerides, in order to obtain a refined product with higher concentrations of polyunsaturated fatty acids, which process comprises:

(a) subjecting the oil composition to a transesterification reaction with a C_1 - C_6 alcohol under substantially anhydrous conditions and in the presence of a lipase active to preferentially catalyze the transesterification of the saturated and monounsaturated fatty acids, the amount of said C_1 - C_6 alcohol present in the reaction being not more than 15 molar equivalents based on the triglycerides present; and thereafter

(b) separating a residual fraction enriched in glycerides of polyunsaturated fatty acids from a fraction containing saturated and monounsaturated fatty acid esters produced by said lipase-catalyzed transesterification

reaction.

As noted, the process of the present invention utilizes a lipase which is active to preferentially catalyse the transesterification of the saturated and monounsaturated fatty acids in the marine oil. We have found that many lipases either have relatively poor or indeed no activity in the transesterification reaction of this invention, or display a poor selectivity as between saturated and monounsaturated fatty acids on the one hand and polyunsaturated fatty acids, on the other hand. This is true, for instance, of Geotrichum candidum (GCL; Amano GC), Aspergillus niger (ANL; Amano A), Candida rugosa (CRL; Amano AY), Chromobacterium viscosum (CVL; Sigma), Humicola lanuginosa (HLL; Amano CE), Rhizopus delemar (RDL; Amano D), Rhizopus oryzae (ROL; Amano F), Penicillium camembertii (PCL; Amano G), Candida lipolytica (CLL; Amano L), Mucor javanicus (MJL; Amano M) and Rhizopus niveus (RNL; Amano N). Candida antarctica (CAL; Novo SP435) was found to be highly active in the transesterification reaction but unfortunately displayed little or no selectivity between the different classes of fatty acids and therefore is not suitable for use in the present invention.

Examples of lipases which we have found are operable in the process of the present invention include Mucor miehei lipase (MML; Novo Lipozyme), which displays good transesterification activity and reasonable selectivity as between polyunsaturated fatty acids and saturated and monounsaturated fatty acids; Candida cylindracea (CCL; Sigma) and Penicillium roquefortii (PRL; Amano R) lipases, both of which exhibit satisfactory selectivity although their activity is lower than some other lipases; and Pseudomonas fluorescens (PFL; Amano PS) and Pseudomonas sp. (PSL; Amano AK) lipases, both of which exhibit good activity and selectivity and therefore are

often preferred for use in the invention.

Immobilisation of the lipase onto a support material may provide several advantages. For instance, the immobilization gives the lipases higher stability, so they
5 last longer. It also makes their recovery much easier and their reuse possible, which dramatically lowers their cost. Also, the esterification reactions are easier to manipulate when an immobilized enzyme is involved and the lipase becomes susceptible to continuous processes which may also
10 be vital for enzymatic industrialization processes. Sometimes, immobilization leads to improvements in the performance of enzymes. Finally, the dispersion of the lipase on the surface of the support material should ensure the exposure of the lipase to the substrates, leading to
15 dramatic increase in activity of the enzyme per weight unit and considerable cut in dosage of enzyme and thus the cost involved.

If it is desired to prepare a refined fish oil composition enriched with both EPA and DHA then it is preferred to use
20 a lipase which is substantially inactive towards both these n-3 polyunsaturated fatty acids, i.e. which does not significantly discriminate between EPA and DHA. Preferably there is used in this case Pseudomonas fluorescens and Pseudomonas sp. lipases, the latter being
25 especially preferred. These lipases are available from Amano International Enzyme Co of Nagoya, Japan.

It is a critical feature of the present process that the lipase-catalysed transesterification should be conducted under substantially anhydrous reaction conditions.
30 Preferably, the total amount of water in the reaction system, from all sources including the marine oil and the lipase, should be less than 1% w/w, preferably less than 0.5% w/w, and most desirably between 0.01-0.25% w/w. (In a typical case the marine oil starting material will
35 contain 0.1-0.2% w/w water, absolute ethanol used as the

contain 0.1-0.2% w/w water, absolute ethanol used as the alcohol reagent will contain 0.2-0.5% w/w water and the lipase preparation will contain 2-2.5% w/w water.)

However, it is not feasible to employ totally anhydrous reaction conditions since a small amount of water, generally about 1-2% by weight based on the weight of the lipase is always required in an enzyme system to establish activity, but depending very much upon the enzyme in question (Candida cylindrica lipase, for example, requires the addition of about 10% by weight of water in order to exhibit optimum activity in the present process). As shown in the Examples hereafter, these very small quantities of water do not lead to any significant hydrolysis, and it is possible to keep the concentration of free fatty acids in the transesterified product to below 3% by weight, i.e. only about 10% of the hydrolysis rate reported by Zuyi and Ward, supra.

Another critical feature of the present invention is that the amount of alcohol present should be restricted to not more than 15 molar equivalents, preferably not more than 9 molar equivalents, based on the triglycerides present, (i.e. 3 molar equivalents of alcohol is a stoichiometric quantity). The alcohol thus serves primarily as a reactant, rather than as a solvent. It is surprising that the lipase-catalyzed selective transesterification of the marine oil triglycerides occurs so successfully in such an essentially solvent-free reaction system. Preferably, a substantially stoichiometric quantity of the alcohol is employed, i.e. from 2 to 5 molar equivalents based on triglycerides present, since amounts of alcohol much in excess of the stoichiometric quantity lead to a lower recovery of the desired polyunsaturated fatty acids.

Although it is possible to utilize any C₁-C₆ alcohol, the use of absolute ethanol (typically with a water content in

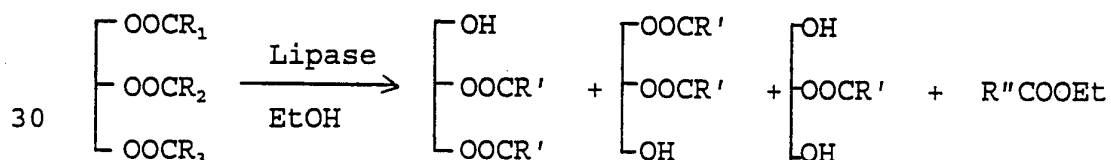
the range of 0.1-0.5% by weight) is preferred, for reasons of availability and cost, and bearing in mind also the requirement for substantially anhydrous reaction conditions.

- 5 The temperature at which the transesterification reaction is conducted is also not critical. However, it is found that the selectivity of the reaction decreases with increasing temperature, although the reaction rate increases. It is generally preferred to carry out the
 10 reaction at a temperature not in excess of 40°-60°C, depending on the lipase being employed, more preferably at room temperature (about 20°C).

The transesterification may be conducted using supercritical fluids, e.g. supercritical CO₂, as the
 15 reaction medium. For example, ethanolysis of fish oil has been conducted in supercritical CO₂ at 250 bar at 40°C. The supercritical CO₂ fluid can be used not only as a reaction medium but also to separate the esters and free fatty acids from the residual glycerides.

- 20 The lipase-catalyzed transesterification of marine oil triglycerides in accordance with this invention can be schematically illustrated by the following, simplified, reaction equation, using ethanol as the illustrative C₁-C₆ alcohol.

25 Step (a)



where R₁, R₂, R₃ indicate the mixed fatty acids (saturated,
 35 monounsaturated and polyunsaturated) present, as triglycerides, in the original composition

R' indicates n-3 polyunsaturated fatty acids and

R'' indicates saturated and monounsaturated fatty acids

(for simplification only 1,2- and 2,3-diglycerides and
5 2-monoglycerides are shown on the product side).

The separation of the ethyl ester fraction from the glyceride fraction is suitably carried out by a molecular distillation technique, whereby the relatively volatile ethyl esters can be readily removed from the less volatile
10 residual glyceride mixture. Since the product of the transesterification reaction contains only small quantities of free fatty acids, as a consequence of the use of substantially anhydrous reaction conditions, there can be obtained following the molecular distillation a residual
15 fraction which is substantially free of the unwanted saturated and monounsaturated fatty acids. Even though the molecular distillation step may result in a small part of the most volatile monoglycerides appearing in the distillate, these will be predominantly monoglycerides of
20 relatively short-chain fatty esters (i.e. little or no EPA or DHA is lost into the distillate). Similarly a small part of the ester fraction with low volatility may remain with the residual glyceride mixture i.e. esters of predominantly long-chain fatty acids such as EPA and DHA.
25 Accordingly, part of the relatively small amount of the desired polyunsaturated fatty acids that have participated in the transesterification will nonetheless remain in the residual fraction following distillation. Thus, even though molecular distillation is not usually regarded as
30 being suitable for difficult separations, in our process it has proved to be surprisingly advantageous.

Since environmental pollutants such as pesticides and polychlorinated biphenyls (PCBs) are more volatile than

glycerides of long chain fatty acids, molecular distillation will remove these compounds from the glyceride fraction whilst they will become concentrated in the distillate (ester fraction). This is yet another
5 advantage of the use of molecular distillation in the present process.

Indeed, in a specific aspect the present invention provides a process for the removal of environmental pollutants from an oil composition containing saturated and unsaturated
10 fatty acids in the form of triglycerides, which process comprises the steps of:

(a) subjecting the oil composition to a transesterification reaction with a C_1 - C_6 alcohol under substantially anhydrous conditions and in the presence of
15 a lipase active to preferentially catalyze the transesterification of the saturated and monounsaturated fatty acids, the amount of said C_1 - C_6 alcohol present in the reaction being not more than 15 molar equivalents based on the triglycerides present; and thereafter

20 (b) subjecting the product obtained in step (a) to one or more molecular distillations to recover a fraction enriched in glycerides of polyunsaturated fatty acids and from which environmental pollutants have been preferentially removed.

25 The process of the present invention is particularly adapted to the preparation of compositions containing high concentrations, above 40% by weight, preferably above 70% by weight, of EPA and DHA from marine sources. Since the product of the lipase-catalyzed transesterification
30 contains the unwanted saturated and monounsaturated fatty acids predominantly in the form of their ethyl esters (if ethyl alcohol is used) rather than as free acids (the polyunsaturated fatty acids remain substantially as glycerides), the saturated fatty acid fraction can be

removed by a relatively gentle molecular distillation, with a relatively low loss of the desired polyunsaturated fatty acid component. At the same time, relative volatile environmental pollutants such as pesticides and PCBs will
5 be removed with the ethyl ester fraction, as discussed above. Compared with conventional processes for manufacturing EPA/DHA concentrates, the present invention, particularly in its preferred embodiments, thus permits significant advantages, amongst which can be mentioned:

10 (i) the absence of any solvent leads to a considerable reduction in bulkiness, which effect is enhanced by the ability to use only stoichiometric concentrations of alcohol,

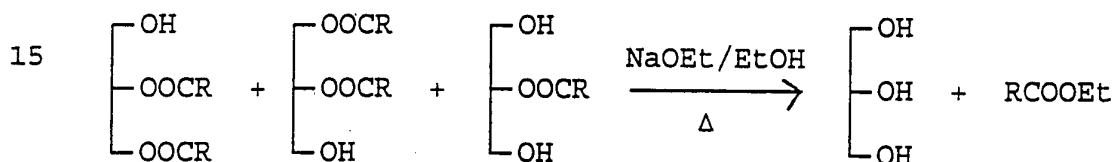
(ii) the transesterification reaction can be
15 conducted under mild e.g. room temperature conditions, minimizing side reactions and not requiring high energy inputs,

(iii) the recovery of EPA and DHA is very high, and the recovered product is essentially freed of
20 contamination by environmental pollutants, and

(iv) the substantially anhydrous reaction conditions used means that there is minimum hydrolysis, whereby molecular distillation of the glyceride fraction from the transesterification reaction gives a good
25 separation of desired polyunsaturated fatty acids from unwanted saturated and monounsaturated fatty acids.

Thus, the alcoholysis process of the present invention can be an initial stage in an integrated production process for the manufacture of an EPA + DHA concentrate. In such an
30 integrated process, following molecular distillation, or other technique, to effect the separation of the saturated fatty acid ethyl ester fraction from the polyunsaturated

fatty acid glyceride fraction, the latter fraction, containing the desired polyunsaturated fatty acids can be further treated in order to increase the concentration of particular acids present. For instance, if it is desired to obtain a highly concentrated EPA- plus DHA-containing ethyl ester composition then the glyceride fraction obtained following the molecular distillation can, for instance, be esterified by chemical transesterification with absolute ethanol in the presence of a catalytic amount of for example sodium ethoxide or potassium ethoxide. This process is schematically illustrated by the following reaction equation:



(For simplification, only 1,2- and 2,3-diglycerides and 2-monoglycerides are shown above).

The glycerol produced can then be removed using known techniques. Typically, this will lead to a content of EPA + DHA of approximately 45-50% by weight, with a very good recovery of the polyunsaturated fatty acids, as compared with a conventional process.

More particularly, a preferred integrated process for obtaining a high concentration EPA + DHA composition in accordance with the present invention comprises the following further steps:

- (c) transesterifying the glyceride fraction with a lower alcohol, e.g. ethanol, using either chemical catalysis e.g. an alkaline environment containing amounts of a base such as sodium or potassium ethoxide sufficient only to catalyze the transesterification, or enzymatic catalysis e.g. using Candida antarctica lipase under

substantially anhydrous conditions;

(d) heating the resulting alkyl ester product with an excess of urea in an alkanol to a temperature of from 55° to 99°C;

5 (e) cooling the product of step (d), e.g. to about 0°-25°C to precipitate urea fatty acid alkyl ester adduct and thereafter separating off said adduct to leave a solution mainly containing n-3 fatty acid esters;

(f) separating from the solution remaining from
10 step (e) the n-3 fatty acid alkyl esters; and

(g) removing any solvent from the mixture obtained in step (f).

In a particularly preferred embodiment of this integrated process the concentrate obtained in step (g) is further
15 concentrated by means of one or more e.g. nine steps of molecular distillation in order to increase the EPA plus DHA concentration therein to 85% by weight, or higher.

Fig. 1 of the accompanying drawings schematically illustrates such an integrated production process in
20 accordance with the present invention for the production of an 85% by weight EPA + DHA ethyl ester concentrate.

As an alternative to chemical transesterification of the glyceride fraction e.g. with ethanol in the presence of a catalytic amount of sodium or potassium ethoxide, this
25 transesterification may be effected enzymatically e.g. using Candida antarctica lipase. This lipase is quite active towards n-3 polyunsaturated fatty acids as well as other fatty acids, and can be employed to effect the transesterification of the glyceride fraction in a highly
30 efficient manner under mild conditions and in the absence

of solvent, thereby contributing to a further reduction in bulkiness.

In some instances, it may be desired to isolate a substantially pure single unsaturated fatty acid from the starting marine oil composition. Such a process, for the production of, separately, substantially 100% EPA and 100% DHA is schematically illustrated in Fig. 2 of the accompanying drawings. This embodiment of the invention utilizes not only a Pseudomonas lipase (PSL) to achieve an initial separation of saturated and unsaturated fatty acids in accordance with the teachings of this invention, but also, in subsequent steps Mucor miehei lipase (MML) which selectively favours the esterification of EPA, rather than DHA, thereby permitting a good separation of these two acids, and Candida antarctica lipase (CAL) to effect the ethanolysis of the DHA-enriched glyceride mixture thereby produced.

More particularly, a preferred integrated process in accordance with this invention for obtaining substantially pure EPA and substantially pure DHA comprises the following steps:

- (i) transesterifying the starting marine oil with ethanol using PSL under substantially anhydrous reaction conditions as described above;
- (ii) subjecting the lipase-catalyzed transesterification product to molecular distillation to recover a glyceride fraction containing 40-50% EPA plus DHA;
- (iii) transesterifying the glyceride fraction from (ii) with ethanol using the Mucor miehei lipase (MML) under similar transesterification conditions as for the initial transesterification (i.e. substantial absence of

both solvent and water and use of substantially stoichiometric amounts of the ethanol);

(iv) separating the resulting EPA-enriched ethyl ester fraction and the residual DHA-enriched glyceride mixture by molecular distillation in a similar manner to step (ii);

(v) working up the EPA-ethyl ester fraction e.g. by using molecular distillation in combination with urea precipitation, chromatography etc, to concentrate the EPA fraction to substantially 100% purity;

(vi) transesterifying the DHA-enriched glyceride mixture from the MML mediated transesterification recovered from step (iii) with ethanol using Candida antarctica lipase (CAL); and

(vii) working up the resulting DHA ethyl ester concentrate by similar techniques to those used in step (v), to recover substantially 100% pure DHA.

Although it is a particular advantage of the present invention that it is well adapted to use in integrated processes for the manufacture of compositions having high concentrations of EPA and/or DHA, it is to be noted that the same general techniques can be utilized to isolate other unsaturated fatty acids from marine oil products, e.g. 18:4 n-3, 20:4 n-3, 21:5 n-3 and 22:5 n-3 fatty acids. The process of the invention is applicable to oil products containing polyunsaturated fatty acids from other sources e.g., fermentation products and vegetable and plant oils. The n-6 polyunsaturated fatty acids are characteristic of plant and vegetable oils. n-6 fatty acids of interest include arachidonic acid (AA, 20:4 n-6), bishomo- γ -

linolenic acid (BHGLA, 20:3 n-6) and γ -linolenic acid (GLA, 18:3 n-6). Oil products containing arachidonic acid have also been industrially obtained by fermentation using Mortierella.

5 It has been found it is readily possible to prepare compositions containing at least 40% by weight of arachidonic acid from plant or vegetable oil by the process of the invention. Preferred lipases for use in the process are Pseudomonas sp. lipase and Pseudomonas fluorescens
10 lipase. The arachidonic acid fraction may be further concentrated to substantially 100% purity.

Generally, the marine oil composition which is used as the starting material in the process of the present invention may be any raw or partially treated oil from fish or other
15 marine sources and which contains fatty acids, including polyunsaturated fatty acids, in the form of triglycerides. Typically, each triglyceride molecule in such a marine oil will contain, more or less randomly, different fatty acid ester moieties, be they saturated, monounsaturated or poly-
20 unsaturated, or long chain or short chain.

The present invention is illustrated by the Examples which follow:

Example 1

The purpose of this experiment was to test the use of a
25 number of lipases in a process for separating polyunsaturated fatty acids, particularly EPA and DHA, from saturated and monounsaturated fatty acids in a fish oil composition.

The following lipases were tested:

	Name	Abbreviation	State	Supplier
	<u>Mucor miehei</u>	MML	immobilized	Novo
	<u>Candida antartica</u>	CAL	immobilized	Novo
5	<u>Candida cylindracea</u>	CCL	powder	Sigma
	<u>Pseudomonas fluorescens</u>	PFL	powder	Amano
	<u>Penicillium roqueforti</u>	PRL	powder	Amano
	<u>Pseudomonas sp.</u>	PSL	powder	Amano

10 In one test, each of the above lipases was tested at 37°C, and the results are reported in Table I. In another test, the two Pseudomonas lipases, PFL and PSL, were tested at 20°C, and the results are given in Tables II and III.

The procedures used in the tests were as follows:

15 Fish oil triglycerides were provided by Pronova Biocare a.s., Norway, and contained 14.9% EPA and 9.8% DHA. They were used directly as provided without any further treatment. All solvents were analytical grade and purchased from Merck AG in Germany. Stoichiometric amount of ethanol (absolute) was used, i.e. 3 molar equivalents
20 based on the triglycerides, unless otherwise stated. Except in the case of using Candida cylindracea lipase, no water was added to the reaction system. It is calculated that the water content, arising from the fish oil triglyceride starting material and the lipase, was of the
25 order of 0.3-0.4% by weight. In the case of Candida cylindracea lipase, water was added in an amount of 10% by weight based on the weight of the lipase, resulting in the reaction system containing about 0.8% by weight water in total, i.e. even in this case substantially anhydrous
30 conditions were maintained.

Fatty acid analyses were performed on methyl esters

employing a Perkin-Elmer 8140 Gas Chromatograph using a 30 meter capillary column, DB-225 30N 0.25 mm with hydrogen gas as a carrier gas according to a previously described procedure (G.G. Haraldsson and Ö. Almarsson, Acta Chemica Scandinavica, 1991, 45, 723-730). For the detailed investigation represented in Tables II and III for PSL and PFL, respectively, preparative thin-layer chromatography was employed to separate the lipid fractions from the reaction mixture at appropriate time intervals to monitor the progress of the reactions. Silica gel plates from Merck (Art 5721) were used after washing with a 50:50 mixture of chloroform-methanol and heating at 110°C for 30 min. Elution was performed with 80:20:1 mixture of petroleum ether-diethyl ether-acetic acid. Rhodamine 6G (Merck) was used to visualize the bands which subsequently were scraped off and the fat methylated and analyzed as quoted above. Methyl esters of C_{19:0} or C_{21:0}, purchased from Sigma, were added to the samples as internal standards before injection.

In the experiments reported in Table I separation of ethyl esters and glycerides were performed on a Waters PrepL[®] System 500A instrument. The PrepPak[®] 500/Silica Cartridge column from Millipore was eluted with 10% ethyl ether in petroleum ether at the flow rate of 250 ml/min. Each run afforded two peaks according to the index of refraction detector, the first appearing after approximately one column volume and consisting of pure ethyl esters and the second one eluting after roughly two column volumes containing pure triglycerides according to TLC. The remaining mono- and diglycerides were washed off the column by methanol.

In a typical procedure the lipase (0.5 g) was added to a mixture of the fish oil (5.0 g, approximately 5.67 mmol (M.wt. appr. 882 g/mol)) and absolute ethanol (0.80g, 17.4 mmol). The resulting enzyme suspension was gently stirred

at room temperature (37°C for the experiments in Table I) under nitrogen. After appropriate time the reaction was discontinued by chloroform addition and separation of the enzyme by filtration. The organic solvent was removed in vacuo (rotary evaporator and high-vacuum pump treatment) to afford the crude product mixture in quantitative yields. The product was dissolved in equal volume of chloroform and injected into the HPLC instrument as was described above. Each fraction was collected and the solvent evaporated off in vacuo, weighed and finally analyzed by gas chromatography.

When preparative TLC was used instead of preparative HPLC small samples (100-200 mg) were withdrawn from the reaction mixture by the aid of a Pasteur pipette at appropriate time. Enzyme particles were separated by filtering the sample through a cotton wool plug located inside a second Pasteur pipette. Each sample was then diluted in chloroform (250 mg/ml) before introducing it to the TLC plate.

The results are presented in Tables I-III below:

The first table, Table I, summarizes the results of experiments conducted at 37°C (using 3 molar equivalents of ethanol) with all the lipases tested:

Table I

MML (10%*, 23 hours)		EPA		DHA	
Fraction	% wt	% comp.	% recovery	% comp.	% recovery
EE	32.0	8.73	18.66	0.96	3.13
TG	35.0	20.12	47.04	11.49	41.14
MG/DG	32.0	16.07	34.35	17.01	55.70
MG/DG/TG	67.0	18.19	81.39	14.12	96.84

5

CAL (2%*, 10 hours)		EPA		DHA	
Fraction	% wt	% comp.	% recovery	% comp.	% recovery
EE	47.3	18.51	54.51	4.33	20.36
TG	33.8	15.56	32.74	12.45	41.84
MG/DG	18.9	10.83	12.74	20.11	37.79
MG/DG/TG	52.7	13.86	45.49	15.20	79.64

10

CAL (2%*, 23 hours)		EPA		DHA	
Fraction	% wt	% comp.	% recovery	% comp.	% recovery
EE	69.5	17.28	76.45	6.77	44.11
TG	16.6	13.16	13.91	14.73	22.92
MG/DG	13.9	10.90	9.64	25.30	32.97
MG/DG/TG	30.5	12.13	23.55	19.55	55.89

15

CCL (10%*, 71 hours)		EPA		DHA	
Fraction	% wt	% comp.	% recovery	% comp.	% recovery
EE	5	6.52	2.17	2.73	1.45
TG	69	16.19	74.53	10.81	79.00
MG/DG	26	13.43	23.30	7.1	19.55
MG/DG/TG	95	15.43	97.83	9.79	98.55

20

PRL (10%*, 102 hours)		EPA		DHA	
Fraction	% wt	% comp.	% recovery	% comp.	% recovery
EE	8.4	7.70	4.12	2.48	2.14
TG	61	17.08	66.37	10.53	65.90
MG/DG	30.6	15.14	29.51	10.18	31.96
MG/DG/TG	91.6	16.43	95.88	10.41	97.86

PSL (10%*, 5 hours)		EPA		DHA	
Fraction	% wt	% comp.	% recovery	% comp.	% recovery
EE	40.3	2.42	6.00	2.92	11.70
TG	11.5	30.87	21.84	13.53	15.47
MG/DG	48.2	24.34	72.16	15.20	72.83
MG/DG/TG	59.7	25.60	94.00	14.88	88.30

PFL (10%*, 10 hours)		EPA		DHA	
Fraction	% wt	% comp.	% recovery	% comp.	% recovery
EE	36	2.87	6.44	2.39	8.48
TG	17.7	28.23	31.13	11.41	19.90
MG/DG	46	21.78	62.43	15.8	71.62
MG/DG/TG	63.7	23.57	93.56	14.58	91.52

* Percentages refer to the dosage of lipase based on the weight of triglycerides

15 The results for Candida cylindracea (CCL) are with 10% water added, based on the lipase, since this lipase was inactive without water addition. The poor selectivity of Candida antarctica lipase (CAL) towards EPA and DHA will be noted, and accordingly this lipase is not useful in this invention. In contrast, all the other lipases tested showed satisfactory activity and selectivity, and the two Pseudomonas species lipases were outstanding in these respects.

Table II

PSL with 3 molar equivalents of ethanol at 20°C.

Wt % of lipid classes

	Class	1h	2h	4h	8h	13h	24h
5	MG	5.0	9.4	13.0	17.9	16.8	15.9
	DG	29.1	35.6	31.6	23.3	24.9	25.9
	FFA	2.6	2.9	2.5	2.7	2.7	2.7
	TG	42.9	17.9	14.2	9.1	7.5	3.7
	EE	20.4	34.2	38.7	47.0	48.1	51.8

10 Area % EPA

	Class	1h	2h	4h	8h	13h	24h
15	MG	12.0	12.8	16.4	19.2	22.5	26.1
	DG	19.3	21.6	26.0	28.1	32.3	32.3
	FFA	3.0	2.7	5.0	6.2	5.7	9.0
	TG	19.2	23.2	30.3	31.8	32.7	32.0
	EE	1.1	1.2	1.6	2.0	2.2	2.8
	MG/DG/TG	18.8	20.7	24.9	25.6	29.0	30.1

Area % DHA

	Class	1h	2h	4h	8h	13h	24h
20	MG	15.5	16.2	16.4	17.3	18.4	17.7
	DG	12.7	13.2	13.7	14.1	15.1	14.9
	FFA	2.5	2.7	4.9	6.4	6.7	9.9
	TG	9.8	10.3	11.6	12.2	12.9	12.3
	EE	1.5	1.4	1.9	2.4	2.8	3.6
25	MG/DG/TG	11.3	12.8	13.8	14.9	15.9	15.7

Area % EPA + DHA

5

Class	1h	2h	4h	8h	13h	24h
MG	27.5	29.0	32.8	36.5	40.9	43.8
DG	32.0	34.8	39.7	42.2	47.4	47.2
FFA	5.5	5.4	9.9	12.6	12.4	18.9
TG	29.0	33.5	41.9	44.0	45.6	44.3
EE	2.6	2.6	3.5	4.4	5.0	6.4
MG/DG/TG	30.0	33.6	38.7	40.5	44.9	45.8

Weight % EPA

10

Class	1h	2h	4h	8h	13h	24h
MG	3.5	7.8	12.1	21.4	21.8	22.4
DG	37.2	56.5	53.5	51.3	53.1	51.7
FFA	0.6	0.7	0.9	1.2	1.2	1.6
TG	57.3	32.2	29.4	20.3	17.0	15.4
EE	1.5	2.9	4.1	5.7	6.9	9.0
MG/DG/TG	98.0	96.5	95.0	93.0	91.9	89.5

15

Weight % DHA

20

Class	1h	2h	4h	8h	13h	24h
MG	7.5	15.6	22.8	33.0	29.9	26.2
DG	40.4	55.0	48.3	38.6	41.5	41.0
FFA	0.8	1.1	1.5	2.2	2.3	3.0
TG	48.1	22.6	19.4	13.8	11.4	10.3
EE	3.3	5.7	8.0	12.4	14.8	19.6
MG/DG/TG	96.0	93.2	90.5	85.4	82.8	77.5

25 Table II above demonstrates that excellent results were
 obtained with Pseudomonas sp. lipase in the trans-
 esterification reaction. Thus, 48% conversion was reached
 after 13 hours leading to 44.9% EPA + DHA content in the
 glycerides with 91.9% recovery of EPA and 82.8% recovery of
 30 DHA. After 24 hours of reaction, 52% conversion was

obtained leading to 45.8% EPA + DHA content in the glycerides with 89.5 and 77.5% recovery, respectively, for EPA and DHA, suggesting that in practice it would be appropriate to stop the reaction at an earlier stage.

- 5 The extent of the hydrolysis side reaction remained constant, and low, throughout the reaction, being in the range 2.5-2.9%.

Table III

PFL with 3 molar equivalents of ethanol at 20°C.

10 Wt % of lipid classes

Class	1h	2h	4h	8h	14h	25h	49h
MG	2.2	2.9	4.8	10.2	15.1	18.1	16.7
DG	10.8	15.6	23.4	34.8	29.2	22.5	16.0
FFA	0.9	0.9	1.3	1.2	1.2	1.0	1.4
15 TG	81.9	71.0	49.1	27.3	15.8	9.9	6.3
EE	4.2	9.6	21.3	26.5	38.7	48.4	59.7

Area % EPA

Class	1h	2h	4h	8h	14h	25h	49h
MG	11.6	12.7	13.7	12.7	14.5	16.9	21.5
20 DG	17.9	19.6	16.9	17.8	25.5	28.9	27.1
FFA	3.5	4.5	6.3	5.1	5.5	8.8	14.2
TG	15.9	16.4	18.0	22.0	29.2	31.8	26.7
EE	0.0	1.5	1.3	1.9	2.2	3.1	4.7
MG/DG/TG	16.0	16.8	17.4	18.7	23.7	25.2	24.6

Area % DHA

5

Class	1h	2h	4h	8h	14h	25h	49h
MG	10.5	14.7	18.1	18.1	18.6	18.7	13.2
DG	12.2	12.9	13.5	10.9	13.8	14.4	11.8
FFA	3.4	3.5	4.3	4.4	3.2	9.4	8.4
TG	9.6	9.6	9.3	9.8	10.8	11.4	10.1
EE	0.0	1.3	1.1	1.5	2.0	2.7	3.7
MG/DG/TG	9.9	10.3	11.1	11.5	14.2	15.4	12.1

Area % EPA + DHA

10

Class	1h	2h	4h	8h	14h	25h	49h
MG	22.1	27.4	31.8	30.8	33.1	35.6	34.7
DG	30.1	32.5	30.4	28.7	39.3	43.3	38.9
FFA	6.9	8.0	10.6	9.5	8.7	18.2	22.6
TG	25.5	26.0	27.3	31.8	40.0	43.2	36.8
EE	0.0	2.8	2.4	3.4	4.2	5.8	8.4
MG/DG/TG	25.9	27.2	28.5	30.2	37.9	40.5	36.8

15

Weight % EPA

20

Class	1h	2h	4h	8h	14h	25h	49h
MG	1.4	2.0	4.1	8.0	12.7	18.8	25.5
DG	12.1	19.4	28.0	43.6	49.2	46.1	35.3
FFA	0.2	0.3	0.6	0.5	0.5	0.7	1.7
TG	86.3	77.5	65.4	44.4	32.2	23.7	14.4
EE	0.0	0.9	1.9	3.5	5.5	10.6	23.0
MG/DG/TG	99.8	98.9	97.5	96.0	94.1	88.6	75.2

Weight % DHA

Class	1h	2h	4h	8h	14h	25h	49h
MG	2.0	3.8	8.5	18.5	27.1	33.7	28.1
DG	13.3	20.7	35.1	44.0	44.3	36.9	27.6
FFA	0.4	0.4	0.7	0.7	0.4	1.2	1.8
TG	84.3	73.9	53.2	32.5	19.9	13.5	9.8
EE	0.0	1.3	2.5	4.4	8.2	14.7	32.6
MG/DG/TG	99.6	98.4	96.8	95.0	91.3	84.1	65.5

Table III above shows that good results in the trans-esterification are also obtained with Pseudomonas fluorescens lipase, although the rate of conversion is rather slower than with PSL. Thus, after 25 hours, 48% conversion was obtained, which increased to 60% after 49 hours. On the other hand, the extent of hydrolysis was somewhat lower. The performance of this lipase is also inferior to that of Pseudomonas sp. lipase in terms of EPA and DHA recovery (88.6% and 84.1%, respectively) and EPA + DHA composition (40.5%) after 25 hours.

In the above Tables I-III the following abbreviations are used:

MG monoglyceride
 DG diglyceride
 TG triglyceride
 FFA free fatty acid
 EE ethyl ester

Area % EPA Area % is based on the
 Area % DHA integration of the corresponding
 Area % EPA+DHA GC-chromatograms

These abbreviations will be used throughout the remaining Examples.

It is clear from the above tables that both the Pseudomonas lipases exhibit uniquely low affinity towards EPA and DHA but high affinity towards the initial triglycerides.

5 It will also be noted that the two Pseudomonas lipases to some extent tend to favour the transesterification of DHA, rather than EPA. This is most unusual behaviour, since all other lipases which we have tested show the reverse tendency.

10 It will be further noted from Tables II and III that after a certain time the MG/DG/TG ratio starts to decline from the optimum. Accordingly, it is normally desirable to conclude the transesterification reaction before it has gone to completion.

Example 2

15 This experiment was designed to test the two Pseudomonas lipases PSL and PFL in larger scale runs.

Example 2a - PSL

Pseudomonas sp. lipase (100 g, 25 200 activity units/g) was added to a mixture of the fish oil (1000 g, approximately 1.13 mol) and absolute ethanol (170 g, 3.70 mol). The resulting enzyme suspension was gently stirred on a magnetic stirrer at room temperature under nitrogen. The water content of the reaction mixture was calculated to be approximately 0.3-0.4% by weight.

25 After 25 hours a sample was withdrawn according to the procedure described in Example 1 and analysed. The reaction was allowed to continue for another 24 hours. A centrifuge was employed for separating the reaction mixture and the lipase (5000 rpm for 10 min).

When the reaction was stopped after 50 hours the product had the following composition:

Table IV

50 hours		EPA		DHA		EPA + DHA
Lipid Class	% wt	% area	% wt	% area	% wt	% area
MG	17.1	17.0	18.0	17.8	28.9	34.8
DG	26.0	28.9	53.1	14.5	42.1	43.4
FFA	2.8	5.7	1.2	6.0	1.9	11.7
TG	8.9	28.8	19.3	11.8	12.2	40.6
EE	46.2	2.6	8.4	2.9	14.8	5.5
MG/DG/TG	52.0	25.0	90.4	15.1	83.2	40.1

Part of the product (902.4 g) was degassed under vacuum at 80°C in order to remove volatile components. The volatile components were collected in a cold trap cooled with liquid nitrogen. After degassing 844.1 g of glyceride/ethyl/ester mixture remained. 756.3 g of this mixture was distilled in a molecular distillation still at 125°C, 0.005 mbar. This gave a distillate of 358.6 g (47.4%) and a residue weighing 388.3 g (51.3%). The fractions had the following composition.

Table V

	TG A%	DG A%	MG A%	EE A%	EPA A%	DHA A%	EPA+DHA A %
after de-gassing	11.2	35.5	19.7	33.6	16.4	11.0	27.4
distillate	-	0.9	10.6	88.5	3.6	3.4	7.0
residue	18.5	54.0	25.2	2.3	29.1	18.2	47.3

The table shows that the residue contains 47.3% EPA + DHA,

i.e. a higher concentration of these desired n-3 polyunsaturated fatty acids than prior to the molecular distillation (see Table IV). This means that it is ideal for further concentration using known techniques, i.e. urea
5 fractionation followed by molecular distillation.

It should be noted that the distillate contains appreciable amounts of monoglycerides (10.6%), while the residue contains 2.3% ethyl esters. As discussed above, these will predominantly be monoglycerides from relatively short-
10 chain fatty acids and ethyl esters from long-chain fatty acids, respectively.

Example 2b

1 kg of the same oil as in Example 2a was transesterified with ethanol using the PFL enzyme. The reaction was
15 stopped after 48 hours. Composition of intermediary product is shown in Table VI.

Table VI

	48 hours		EPA		DHA		EPA + DHA
20	Lipid Class	% wt	% area	% wt	% area	% wt	% area
	MG	16.2	14.3	14.0	16.4	27.3	30.7
	DG	26.8	26.5	48.6	13.7	43.1	40.2
	TG	14.9	26.3	28.3	9.0	17.9	36.2
	EE	42.2	2.9	9.9	2.4	11.6	5.3
25	MG/DG/TG	57.9	23.0	90.9	13.5	88.3	36.5

The intermediary product was degassed and molecular distilled under the same conditions as in Example 2a. The results are tabulated below.

	TG A%	DG A%	MG A%	EE A%	EPA A%	DHA A%	EPA+DHA A %
after de- gassing	15.8	31.4	20.1	32.8	15.9	10.0	25.9
disti- llate	-	-	13.7	86.3	4.2	2.9	7.1
residue	25.7	48.8	23.5	2.0	27.8	18.1	45.9

Example 3

The products resulting from three pilot plant runs similar to that of Example 2 were analyzed to determine the level of environmental pollutants. The results are shown in Table VII below:

Table VII

Results from three examples (mg/kg):

	α -BCH	HCB	total DDT	Toxaphene
Starting material	nd	nd	0.03	nd
15 PSL glyceride product	nd	nd	nd	nd
PSL ethyl ester by-product	nd	0.01	0.03	nd
20 PFL #1 glyceride product	nd	nd	nd	nd
PFL #1 ethyl ester by-product	0.005	0.02	0.03	0.4
PFL #2 glyceride product	nd	nd	nd	nd
25 PFL #3 ethyl ester by-product	nd	0.03	0.03	0.4

nd = not detected

HCH = hexachlorocyclohexane

HCB = hexachlorobenzene

30 DDT = dichlorodiphenyltrichloroethane

The above results show that the pollutants are concentrated in the ethyl ester fractions. For some of the pesticides, the levels in the starting material obviously were just below the detection limit of the analytical method. This is the reason why we detected these pesticides in the ethyl ester fractions but not in the original fish oil. Strangely, the DDT level does not seem to increase in the ethyl ester fraction compared to the original oil. Before we separated the ethyl esters and glycerides (by molecular distillation) we performed a gentle molecular distillation step in order to strip the reaction mixture of unreacted ethanol. Evidently this ethanol stripping was sufficient to remove part of the DDT. Analysis of the recovered ethanol (example PSL) showed total DDT of 0.03 mg/kg, while none of the other pesticides could be detected.

Example 4

The purpose of this experiment was to compare different procedures for immobilising lipases and to investigate the effect of using lipases in an immobilised form in the process of the invention.

A. Immobilisation procedures

(i) PSL and PFL immobilisation on Duolite

Duolite A 562 (Duolite International; 10.0 g) was washed 3-4 times with 30 mM NaOH (250 ml each time) on a Buchner funnel and then placed into a 150 ml beaker together with water (40 ml) and a magnetic follower. The pH of that solution was adjusted to pH 8 by the aid of an autotitrator (1.00 M NaOH). If the initial pH is below pH 5.0 it may take considerable time to reach equilibrium at pH 8. If the pH on the other hand is above pH 8.0 it does not drop until the lipase solution is added. The lipase (2.0 g, PSL/PFL) dissolved in water (20 ml) was added to the Duolite solution via a

Pasteur pipette. With the aid of the autotitrator the pH was maintained between pH 8.0-8.4 during the addition and the solution was magnetically stirred for 1 hour. After that time 95-99% lipase had been immobilised on the Duolite. After stirring, the lipase preparation was washed with a buffer solution (Tris-HCl; pH 8.0). Finally, the immobilised lipase preparation was dried in vacuo (0.1-0.01 mmHg) for 0.5-1 hour. A steam bath (40°C) may be used to speed up the drying process. The immobilised lipase preparation was stored in a refrigerator (4°C).

(ii) PSL immobilisation on Amberlite

Amberlite XAD-7 resin (50g; Rohm and Haas; 70% water-content) was thoroughly washed with 0.1 M sodium phosphate buffer at pH 7.0 (twice with 125 ml). PSL powder (Amano AK; 1.5g; 20,000 lipase units (LU, defined as μmol of free fatty acids produced in one minute as based on tributyrin hydrolysis; 17 LU/mg powder) was dissolved in 0.1 M sodium phosphate buffer at pH 7.0 (200 ml). When a drop in pH occurred, pH was adjusted to 7.0. The lipase solution was then added to the resin and the resulting suspension stirred until at least 95% of immobilisation had taken place (about 1 hour) as established by activity measurement of the supernatant liquid by tributyrin hydrolysis.

(iii) Activity measurement of immobilised lipase preparations

The immobilised resin (about 40 mg) was accurately weighed and added to n-butyl palmitate (310-315 mg). To that mixture was added 95% ethanol (120 μl) and the mixture stirred well for 90 min. A sample was collected and analyzed by GLC. The amount of lipase alcohol units (LAU) is defined as the amount of ethyl palmitate (μmol) produced in one min.

B. Productivity experiments with immobilised PSL.

Fish oil ethanolysis productivity experiments for PSL immobilised on both Duolite and Amberlite were carried out according to the following method.

(i) Productivity experiments with immobilised PSL

Fish oil (100g), absolute ethanol (20ml) and water (1 ml) were mixed together and the resulting mixture vigorously stirred until a good dispersion had formed.

The moisture-free immobilised lipase (10g) was added to the dispersion, which was vigorously agitated until a clear solution had formed. Then, the mixture was stirred gently, until a conversion of approximately 50-% had been reached (24 hours). The lipase was separated off by filtration and used in the successive runs, whereas the fat was analysed as described earlier.

The results of the productivity experiments with PSL immobilised on Duolite are given in Table VIII.

Table VIII
Productivity experiments with PSL on Duolite.

Class	Run 1	Run 2	Run 3	Run 4	Run 5	cont.
<hr/>						
Weight % of Lipid Classes						
EE	46.1	51.0	51.7	49.2	46.9	
FFA	4.5	4.4	5.0	4.1	5.6	
MG	15.9	16.8	17.3	16.5	17.0	
DG	26.3	22.8	21.3	25.2	25.1	
TG	7.3	5.1	4.7	5.0	5.5	
MG/DG/TG	49.5	44.7	43.3	46.7	47.6	
<hr/>						
Area % EPA						
EE	1.6	1.9	1.9	1.8	1.8	
FFA	7.6	8.9	9.8	6.8	6.9	
MG	26.5	26.5	25.1	23.7	22.9	
DG	42.0	37.6	37.1	35.3	35.7	
TG	41.0	35.8	35.2	35.6	42.7	
MG/DG/TG	36.9	33.2	32.1	31.2	31.9	
<hr/>						
Area % DHA						
EE	1.9	2.3	2.3	2.2	2.1	
FFA	9.3	10.8	9.8	8.1	18.4	
MG	20.2	20.0	19.8	18.0	18.5	
DG	17.5	15.6	15.0	14.6	14.5	
TG	15.5	12.5	13.2	12.7	13.9	
MG/DG/TG	18.1	16.9	16.7	15.6	15.9	
<hr/>						
Area % EPA+DHA						
EE	3.5	4.2	4.2	4.0	3.9	
FFA	16.9	19.7	19.6	14.9	25.3	
MG	46.7	46.5	44.8	41.7	41.4	
DG	59.6	53.2	52.1	49.8	50.2	
TG	56.5	48.4	48.3	48.3	56.5	
MG/DG/TG	55.0	50.1	48.8	46.8	47.8	
<hr/>						
Weight % EPA						
EE	3.8	6.1	6.4	5.7	5.1	
FFA	2.0	2.7	3.6	2.0	2.6	
MG	19.1	24.3	25.0	21.9	20.8	
DG	57.9	54.3	52.8	57.7	55.5	
TG	17.1	12.6	12.2	12.7	16.0	
MG/DG/TG	94.2	91.2	90.0	92.3	92.3	
<hr/>						
Weight % DHA						
EE	8.7	13.2	14.1	12.7	10.6	
FFA	4.7	5.9	6.3	4.4	12.1	
MG	27.9	32.7	34.2	30.7	29.1	
DG	46.4	40.3	37.5	43.8	39.2	
TG	12.4	7.9	8.0	8.4	9.0	
MG/DG/TG	86.7	80.8	79.6	82.9	77.3	

SUBSTITUTE SHEET

Table VIII continued
Productivity experiments with PSL on Duolite.

Class	Run 6	Run 7	Run 8	Run 9	Run 10
<hr/>					
Weight % of Lipid Classes					
EE	55.4	53.7	54.9	48.3	48.9
FFA	2.5	2.3	3.0	3.6	4.4
MG	16.5	14.7	13.5	16.7	14.6
DG	23.7	27.4	26.1	25.5	25.9
TG	1.8	1.9	2.5	5.9	6.2
MG/DG/TG	42.0	44.0	42.1	48.1	46.7
<hr/>					
Area % EPA					
EE	1.7	1.9	1.6	1.4	1.4
FFA	11.2	11.8	11.1	8.2	7.7
MG	22.4	19.5	17.4	20.9	21.6
DG	35.1	36.7	34.2	36.3	38.7
TG	29.1	31.7	34.8	44.4	42.6
MG/DG/TG	29.9	30.7	30.0	32.0	33.9
<hr/>					
Area % DHA					
EE	1.9	2.2	1.8	1.5	1.6
FFA	18.8	20.6	21.5	9.0	7.7
MG	15.4	16.3	14.9	17.6	18.9
DG	13.2	15.0	14.1	15.1	16.1
TG	9.8	10.7	11.7	14.2	14.0
MG/DG/TG	13.9	15.3	14.2	15.9	16.7
<hr/>					
Area % EPA+DHA					
EE	3.6	4.1	3.4	2.9	3.0
FFA	30.0	32.4	32.6	17.2	15.4
MG	37.8	35.7	32.1	38.5	40.5
DG	48.3	51.7	48.3	51.4	54.7
TG	38.9	42.4	46.6	58.7	56.6
MG/DG/TG	43.8	45.8	44.2	47.9	50.6
<hr/>					
Weight % EPA					
EE	7.1	7.0	6.8	4.1	4.1
FFA	2.3	2.1	2.8	2.0	2.2
MG	23.9	17.0	15.3	18.7	16.4
DG	62.4	69.3	67.9	57.4	60.0
TG	4.4	4.6	7.3	17.7	17.4
MG/DG/TG	90.6	90.9	90.5	93.8	93.7
<hr/>					
Weight % DHA					
EE	15.0	14.4	13.1	8.8	8.9
FFA	7.3	6.5	9.6	4.2	4.2
MG	30.7	25.4	23.4	30.3	27.7
DG	44.2	50.9	49.7	45.7	48.1
TG	2.8	2.8	4.4	10.9	11.1
MG/DG/TG	77.7	79.2	77.4	87.0	86.8

Table VIII demonstrates that a consistently high degree of conversion (46-55%) was obtained in ten successive runs thereby establishing the productivity of the immobilised lipase. The recovery of EPA and DHA was consistently at least as good or better than that demonstrated in Table II for the lipase powder, even though only a fifth of the amount of lipase was used. Accordingly, the EPA plus DHA content in the glyceride product mixture remained very high indeed, ranging from 44-55%. The extent of the hydrolysis side reaction was slightly higher than in Table II, presumably as a result of the higher water content required for the immobilised lipase, although the water content of the reaction was still below the stipulated limit of 1%.

The results of the productivity experiments with PSL immobilised on Amberlite under exactly the same reaction conditions as for the Duolite case are given in Table IX.

Table IX

Productivity experiments with PSL on Amberlite.

Run	% Conversion	EPA			DHA		
		Ar. % EE	Wt. % EE	Ar. % GL	Ar. % EE	Wt. % EE	Ar. % GL
1	48.2	2.3	6.6	30.1	3.1	15.0	16.3
2	48.6	2.5	7.5	29.6	3.1	16.2	15.2
3	49.2	2.4	7.4	29.4	3.2	16.6	16.4
4	47.6	2.6	7.1	30.8	3.2	15.6	15.7
5	45.7	2.6	6.5	31.6	3.4	14.2	17.3
6	48.8	2.7	7.8	30.7	3.5	16.8	16.8
7	48.5	2.6	7.4	30.4	3.4	16.8	15.7
8	50.1	2.8	8.6	30.1	3.0	16.7	15.3

(Abbreviations: Ar. % = area %; GL = glyceride product = MG/DG/TG.).

It is clear from Table IX that the immobilisation on Amberlite was even more successful than the one on Duolite. The amount of immobilised lipase is only one-half that required on Duolite (one-tenth of the original amount of lipase powder) to obtain similar results. Thus, a consistent extent of conversion (48 - 50%) was obtained in eight successive runs after 24 hours reaction time with the EPA + DHA composition of the glyceride product mixture consistently remaining between 45 and 47 %. The EPA and DHA recovery remained similar as did the extent of the hydrolysis side-reaction (water content below the stipulated limit of 1%, but results of hydrolysis not included in the table) as compared to the Duolite preparation.

Example 5

The purpose of this experiment was to assess the activity of Candida antarctica lipase (CAL) and Mucor miehei lipase (MML) in the ethanolysis of a glyceride mixture produced by transesterifying a fish oil in the presence of PSL, as previously described.

(a) CAL ethanolysis of glycerides

Immobilised CAL (Novo-Nordisk, SP 435, 1-2% water-content; 0.5 g) was added to a glyceride mixture (2.5g; approximately 8.5 mmol of ester equivalents; initial composition; 25.0 % EPA and 15.1 % DHA, produced by PSL-catalysed transesterification of a fish oil) and absolute ethanol (0.80 g, 17.4 mmol). The resulting enzyme suspension was gently stirred at room temperature under nitrogen. Samples were collected at appropriate times and analysed as previously described. The reaction was discontinued by separating off the enzyme by filtration after 22 hours.

The results are given in Table X below.

TABLE X

The progress of the ethanolysis of glyceride mixture with CAL at 20°C (EE product).

Time (min/hour)	10 min	20 min	30 min	40 min	50 min
Wt. % EE	12.7	20.3	29.1	29.0	35.8
% A EPA	29.0	29.3	30.2	34.5	29.4
Wt. % EPA	15.4	24.6	36.8	42.6	34.2
% A DHA	5.7	6.3	6.9	6.9	7.2
Wt. % DHA	5.4	9.5	14.7	14.7	14.7

cont.

Time (min/hour)	1 hour	3 hours	6 hours	10 hours	22 hours
Wt. % EE	40.2	68.1	76.6	80.4	100.0
% A EPA	28.1	25.5	27.0	26.0	25.3
Wt. % EPA	47.1	72.6	83.4	83.9	98.0
% A DHA	7.1	8.2	10.3	10.4	14.8
Wt. % DHA	20.8	40.4	55.4	54.9	100.0

Table X demonstrates the progress of the ethanolysis of a glyceride mixture with CAL at 20°C. Approximately a two-fold excess of ethanol was used as based on mol equivalents of ester groups present in the initial glyceride mixture. Only the composition of the ethyl ester product is shown in the table. It can be seen that the reaction had proceeded to completion after 22 hours reaction time. Also, although the lipase displays high activity toward both EPA and DHA, it is evident that it displays considerably higher activity toward the former fatty acid, that, is EPA.

41/1

(b) MML ethanolysis of glycerides

The reaction conditions were identical to those of the CAL ethanolysis reaction described in (a) above. Immobilised MML (Novo-Nordisk, Lipozyme[™], 10% water-content; 0.5g) was added to the glyceride mixture (2.5g; approximately 8.5 mmol of ester equivalents;

initial composition: 25 % EPA and 15.1 % DHA, produced by PSL-catalysed transesterification of a fish oil) and absolute ethanol (0.80 g, 17.4 mmol). The resulting enzyme suspension was gently stirred at room temperature under

cont. on page 42

nitrogen. Samples were collected at appropriate times and analysed as previously described. The reaction was discontinued by separating off the enzyme by filtration after 27 hours.

The progress of the ethanolysis of the same glyceride sample as used in the CAL reaction with MML at 20°C is demonstrated in Table XI below.

Table XI

The progress of the ethanolysis of glyceride mixture with MML at 20°C.

Time	1h	2h	3h	6h	9h	12h	27h
% Conv.	15.8	21.7	25.4	33.7	39.5	43.0	50.1
Ethyl esters:							
% Area EPA	25.4	28.7	30.4	32.1	31.5	32.3	28.4
% (w/w) EPA	14.4	24.1	27.5	39.3	47.1	50.2	55.0
% Area DHA	3.7	2.9	3.7	5.0	5.5	6.6	6.3
% (w/w) DHA	4.0	4.7	6.4	11.2	15.2	16.7	21.7
Residual MG/DG/TG							
% area EPA	26.4	26.5	30.1	23.1	21.8	20.8	20.9
% (w/w) EPA	85.6	75.9	72.5	60.7	52.9	49.8	45.0
% area DHA	18.3	20.9	23.2	23.2	23.0	22.9	24.9
% (w/w) EPA	96.0	95.7	93.6	88.8	86.8	83.3	78.3

It is evident from Table XI that MML displays a good degree of discrimination between EPA and DHA in the ethanolysis reaction of the EPA/DHA enriched glycerides. At 50% conversion, after 27 hours reaction time, about 80% of the initial DHA content remains in the residual glyceride mixture. The distribution of EPA was not quite as favourable, 55 % in the ethyl esters and still 45 % in the glyceride residue. This may be improved by running a second ethanolysis reaction on the glyceride residue under similar conditions. It should also be noted that the activity of MML provides a possibility of using EPA-

enriched fish oil for producing EPA and DHA-enriched fish oil (e.g. tuna oil) for producing DHA by this methodology.

Example 6

The purpose of this experiment was to demonstrate the applicability of the process of the invention to plant and vegetable oils.

PSL-catalysed ethanolysis of arachidonic acid extract (AA)

An arachidonic acid (AA, 20:4 n-6) extract, provided by Pronova Biocare, containing 31.1% AA was treated according to the method described in Example 1 for fish oil, that is, 10% PSL as powder, 20°C, 50% conversion, 24 hours.

The results are given in Table XII below.

Table XII

Class	Wt. % class	Area % AA	Wt. % AA
EE	50	7.6	12
FFA	2	23.3	1
MG	17	49.0	24
DG	24	57.4	47
TG	8	58.9	16
MG/DG/TG	49	54.2	87

Table XII demonstrates a very high recovery of AA in the glyceride mixture, 87% at 50 % conversion, higher than DHA, but lower than EPA in the corresponding fish oil reactions. The extent of the hydrolysis side-reaction was comparable to that in the fish oil experiments, 2 %. The AA content of the glyceride produce mixture was 54.2 %. Surprisingly, it was highest in the TG fraction and lowest in the MG fraction.

CLAIMS:

1. A process for treating an oil composition containing saturated and unsaturated fatty acids in the form of triglycerides, in order to obtain a refined product with higher concentrations of polyunsaturated fatty acids, which process comprises:

(a) subjecting the oil composition to a transesterification reaction with a C_1 - C_6 alcohol under substantially anhydrous conditions and in the presence of a lipase active to preferentially catalyze the transesterification of the saturated and monounsaturated fatty acids, the amount of said C_1 - C_6 alcohol present in the reaction being not more than 15 molar equivalents based on the triglycerides present; and thereafter

(b) separating a residual fraction enriched in glycerides of polyunsaturated fatty acids from a fraction containing saturated and monounsaturated fatty acid esters produced by said lipase-catalyzed transesterification reaction.

2. A process according to claim 1, wherein said lipase is in an immobilised form.

3. A process according to any preceding claim, wherein said C_1 - C_6 alcohol is absolute ethanol.

4. A process according to any preceding claim, wherein the amount of said C_1 - C_6 alcohol is from 2 to 5 molar equivalents based on the triglyceride present.

5. A process according to any preceding claim, wherein said transesterification reaction is carried out at room temperature.

6. A process according to any preceding claim, wherein said separation step (b) comprises one or more molecular distillations.

7. A process according to any preceding claim, wherein said oil composition is a marine oil composition or a fermentation product containing n-3 polyunsaturated fatty acids.

8. A process according to any of claims 7, wherein said lipase is one which is substantially inactive towards both EPA and DHA.

9. A process according to Claim 8, wherein said lipase is Pseudomonas sp. lipase or Pseudomonas fluorescens lipase.

10. A process according to any one of claims 7 to 9, for the preparation of a composition containing at least 40% by weight of EPA plus DHA comprising the further steps of:

(c) transesterifying the glyceride fraction with a lower alcohol in an alkaline environment using chemical catalysis, or by enzymatic catalysis using lipase,

(d) heating the resulting alkyl ester product with an excess of urea in an alkanol to a temperature of from 55°C to 99°C;

(e) cooling the product of step (d) to precipitate urea fatty acid alkyl ester adduct and thereafter separating off said adduct to leave a solution mainly containing n-3 fatty acid esters;

(f) separating from the solution remaining from step (e) the n-3 fatty acid alkyl esters; and

(g) removing any solvent from the mixture obtained in step (f).

11. A process according to Claim 10, wherein the concentrate obtained in step (g) is further concentrated by means of one or more steps of molecular distillation in order to increase the concentration of EPA plus DHA therein to 85% or higher.

12. A process according to any one of claims 7 to 9, for obtaining substantially pure EPA and substantially pure DHA comprising the further steps of:

(i) transesterifying the glyceride fraction with a C_1 - C_6 alcohol under substantially anhydrous conditions and in the presence of a lipase active to preferentially catalyze the esterification of EPA;

(ii) separating the resulting EPA-enriched C_1 - C_6 alcohol ester fraction and the residual DHA-enriched glyceride mixture:

(iii) working up the EPA- C_1 - C_6 alcohol ester fraction and concentrating the EPA fraction to substantially 100% purity;

(iv) transesterifying the DHA-enriched glyceride mixture with a C_1 - C_6 alcohol in the presence of a lipase active to catalyse the esterification of DHA; and

(v) working up the resulting DHA- C_1 - C_6 alcohol ester fraction and concentrating the DHA fraction to substantially 100% pure DHA.

13. A process according to claim 12 wherein the lipase used in step (i) is Mucor miehei lipase.

14. A process according to claim 12 or claim 13 wherein the lipase used in step (iv) is Candida antarctica lipase.

15. A process according to any one of claims 12 to 14 wherein the C₁-C₆ alcohol in steps (i) and/or (iv) is ethanol.

16. A process according to any one of claims 1 to 6 wherein said oil composition is a plant or vegetable oil composition or a fermentation product containing n-6 polyunsaturated fatty acids.

17. A process according to claim 16, wherein said lipase is one which is substantially inactive towards arachidonic acid (AA).

18. A process according to claim 17, wherein said lipase is Pseudomonas sp. lipase or Pseudomonas fluorescens lipase.

19. A process according to any one of claims 16 to 18, for the preparation of a composition containing at least 40% by weight of arachidonic acid comprising the further steps of:

(c) transesterifying the glyceride fraction with a lower alcohol in an alkaline environment using chemical catalysis, or by enzymatic catalysis using lipase.

(d) heating the resulting alkyl ester product with an excess of urea in an alkanol to a temperature of from 55°C to 99°C;

(e) cooling the product of step (d) to precipitate urea fatty acid alkyl ester adduct and thereafter separating off said adduct to leave a solution mainly containing n-6 fatty acid esters;

(f) separating from the solution remaining from step (e) the n-6 fatty acid alkyl esters; and

(g) removing any solvent from the mixture obtained in step (f).

20. A process according to claim 19, wherein the concentrate obtained in step (g) is further concentrated by means of one or more steps of molecular distillation in order to increase the concentration of arachidonic acid therein to 85% or higher.

21. A process according to Claim 20 wherein the arachidonic acid fraction is concentrated to substantially 100% purity.

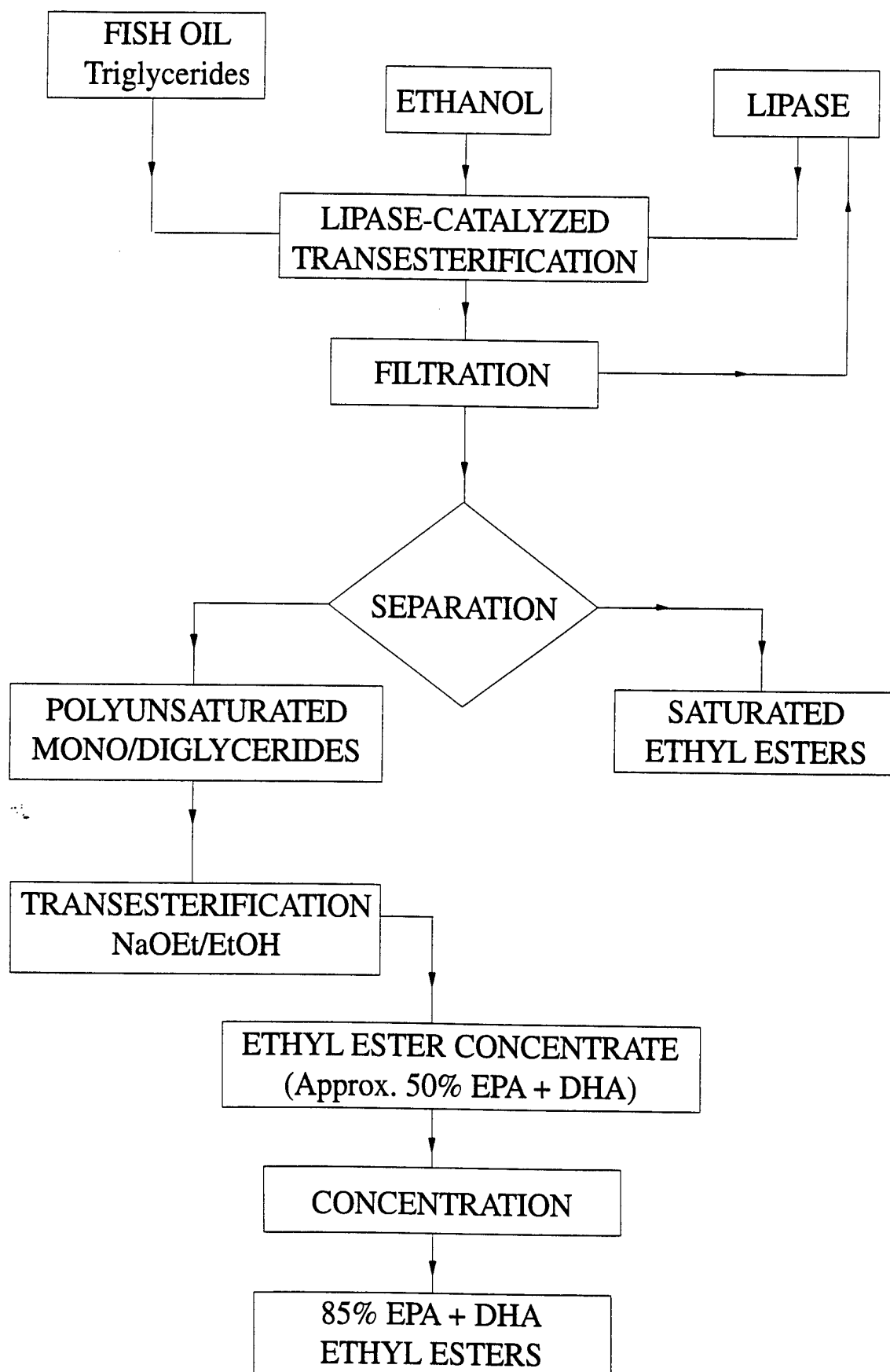
22. A process for the removal of environmental pollutants from an oil composition containing saturated and polyunsaturated fatty acids in the form of triglycerides, which process comprises the steps of:

(a) subjecting the oil composition to a trans-esterification reaction with a C_1 - C_6 alcohol under substantially anhydrous conditions and in the presence of a lipase active to preferentially catalyze the trans-esterification of the saturated and monounsaturated fatty acids, the amount of said C_1 - C_6 alcohol present in the reaction being not more than 15 molar equivalents based on the triglycerides present; and thereafter

(b) subjecting the product obtained in step (a) to one or more molecular distillations to recover a fraction enriched in glycerides of polyunsaturated fatty acids and from which environmental pollutants have been preferentially removed.

23. A process according to Claim 21, wherein said step (a) is conducted as defined in any one of Claims 2 to 5.

1/2



THE PRODUCTION OF 85% EPA+DHA
ETHYL ESTER CONCENTRATE

SUBSTITUTE SHEET

FIG.1

2/2

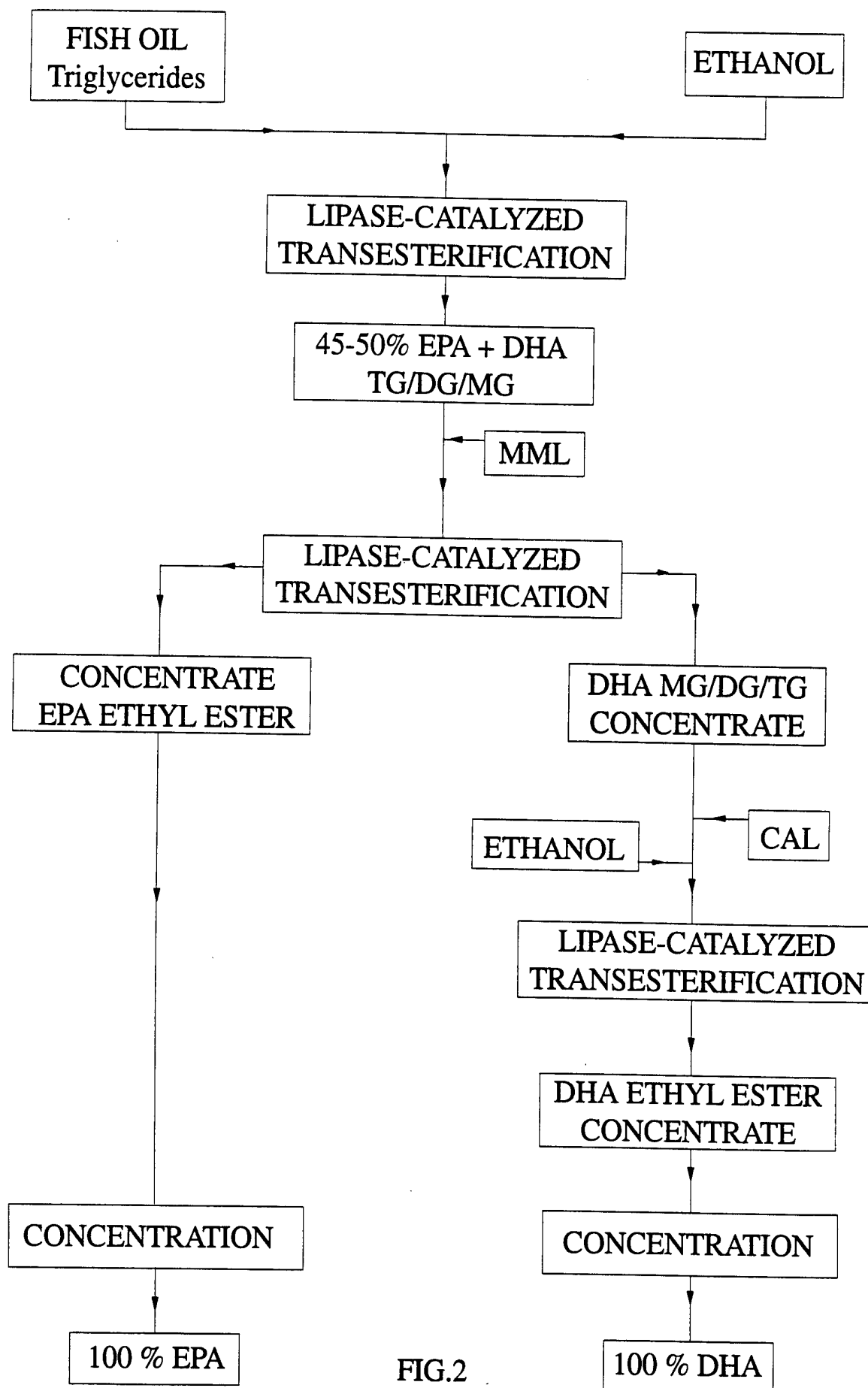


FIG.2

SUBSTITUTE SHEET

INTERNATIONAL SEARCH REPORT

International application No.

PCT/NO 95/00050

A. CLASSIFICATION OF SUBJECT MATTER

IPC6: C11C 3/02, C11C 3/06, C07C 69/58, C12P 7/62, C12P 7/64
According to International Patent Classification (IPC) or to both national classification and IPC

B. FIELDS SEARCHED

Minimum documentation searched (classification system followed by classification symbols)

IPC6: C11C, C07C, C12D

Documentation searched other than minimum documentation to the extent that such documents are included in the fields searched

SE,DK,FI,NO classes as above

Electronic data base consulted during the international search (name of data base and, where practicable, search terms used)

C. DOCUMENTS CONSIDERED TO BE RELEVANT

Category*	Citation of document, with indication, where appropriate, of the relevant passages	Relevant to claim No.
X	WO, A1, 9013656 (ENZYTECH, INC.), 15 November 1990 (15.11.90) --	1-23
X	WO, A1, 9116443 (NOVO NORDISK A/S), 31 October 1991 (31.10.91) --	1-23
A	US, A, 4792418 (DAVID RUBIN ET AL), 20 December 1988 (20.12.88)	1-9, 16-23
X	--	10-15



Further documents are listed in the continuation of Box C.



See patent family annex.

* Special categories of cited documents:

"A" document defining the general state of the art which is not considered to be of particular relevance

"E" earlier document but published on or after the international filing date

"L" document which may throw doubts on priority claim(s) or which is cited to establish the publication date of another citation or other special reason (as specified)

"O" document referring to an oral disclosure, use, exhibition or other means

"P" document published prior to the international filing date but later than the priority date claimed

"T" later document published after the international filing date or priority date and not in conflict with the application but cited to understand the principle or theory underlying the invention

"X" document of particular relevance: the claimed invention cannot be considered novel or cannot be considered to involve an inventive step when the document is taken alone

"Y" document of particular relevance: the claimed invention cannot be considered to involve an inventive step when the document is combined with one or more other such documents, such combination being obvious to a person skilled in the art

"&" document member of the same patent family

Date of the actual completion of the international search

14 June 1995

Date of mailing of the international search report

16 -06- 1995

Name and mailing address of the ISA/
Swedish Patent Office
Box 5055, S-102 42 STOCKHOLM
Facsimile No. +46 8 666 02 86

Authorized officer

Eva Johansson
Telephone No. +46 8 782 25 00

INTERNATIONAL SEARCH REPORT

International application No.

PCT/NO 95/00050

C (Continuation). DOCUMENTS CONSIDERED TO BE RELEVANT

Category*	Citation of document, with indication, where appropriate, of the relevant passages	Relevant to claim No.
X	STN International, File WPIDS, WPIDS accession no. 94-174015, KANEBUCHI KAGAKU KOGYO KK: "Method to concentrate docosa-hexa enoic acid contained in oil - comprises alcoholysis in presence of lipase to remove other fatty acids as lower alkyl ester", JP 06116585, A, 940426 (9421) 5 pp --	1-9
A	STN International, File CA, Chemical Abstracts, volume 119, no. 13, 27 September 1993 (Columbus, Ohio, US), Li, Zuyi et al: "Lipase -catalyzed alcoholysis to concentrate the n-3 polyunsaturated fatty acid of cod liver oil", abstract no. 137911, & Enzyme Microb. Technol. (1993), 15(7), 601-6 --	1-23
A	STN International, File CA, Chemical Abstracts, volume 119, no. 8, 23 August 1993 (Columbus, Ohio, US), Adachi, Shuichi et al: "Acidolysis of sardine oil by lipase to concentrate eicosapentaenoic and docosahexaenoic acids in glycerides", abstracts no. 7603, & J. Ferment. Bioeng. (1993), 75(4), 259-64 --	1-23
A	STN International, File CA, Chemical Abstracts, volume 113, no. 17, 22 October 1990 (Columbus, Ohio, US), Hoshino, Tamotsu et al: "Bioreactor for enzymic reaction of fat and fatty acid derivatives. Part XII. Selective hydrolysis of fish oil by lipase to concentrate n-3 polyunsaturated fatty acids", abstract no. 151058, & Agric.Biol. Chem.(1990), 54(6), 1459-67 --	1-23
A	STN International, File WPIDS, WPIDS accession no. 89-337042, NIPPON OILS & FATS CO LTD: "Concn. of unsaturated fatty acid ester - involves transesterification with oil -fat hydrolase", JP 01252294, A, 891006 (8946) 2 pp --	1-23

INTERNATIONAL SEARCH REPORT

International application No.

PCT/NO 95/00050

C (Continuation). DOCUMENTS CONSIDERED TO BE RELEVANT

Category*	Citation of document, with indication, where appropriate, of the relevant passages	Relevant to claim No.
A	STN International, File WPIDS, WPIDS accession no. 87-153954, NISSHIN OIL MILLS LTD: "Polyunsaturated fatty acid glyceride prodn. - by reacting the acid or its ester with glycerine in presence of heat stable lipase", JP 62091188, A, 870425 (8722) 5 pp --	1-23
A	STN International, File WPIDS, WPIDS accession no. 86-010454, ASAHI DENKA KOGYO KK: "Fatty acid alcohol ester prepn. - by hydrolysing suitable fat and esterification or ester exchange", JP 60234588, A, 851121 (8602) 5 pp --	1-23
A	Patent Abstracts of Japan, Vol 8, No 98, C-221, abstract of JP, A, 84-14793 (NIPPON OIL & FATS CO LTD), 25 January 1984 (25.01.84) -- -----	1-23

INTERNATIONAL SEARCH REPORT

Information on patent family members

03/05/95

International application No.

PCT/NO 95/00050

Patent document cited in search report		Publication date	Patent family member(s)		Publication date
WO-A1-	9013656	15/11/90	NONE		
WO-A1-	9116443	31/10/91	EP-A-	0528844	03/03/93
US-A-	4792418	20/12/88	EP-A-	0347509	27/12/89
			AU-B-	597180	24/05/90