

(No Model.)

J. D. D. MORTIMER.
HOTEL DESK.

No. 476,807.

Patented June 14, 1892.

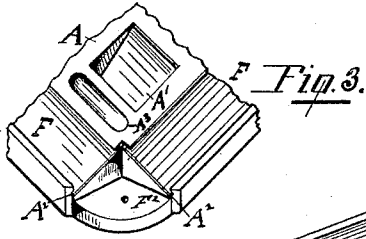
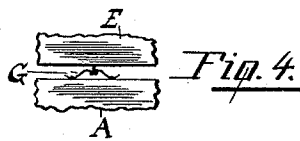
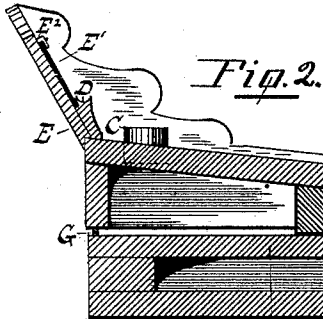
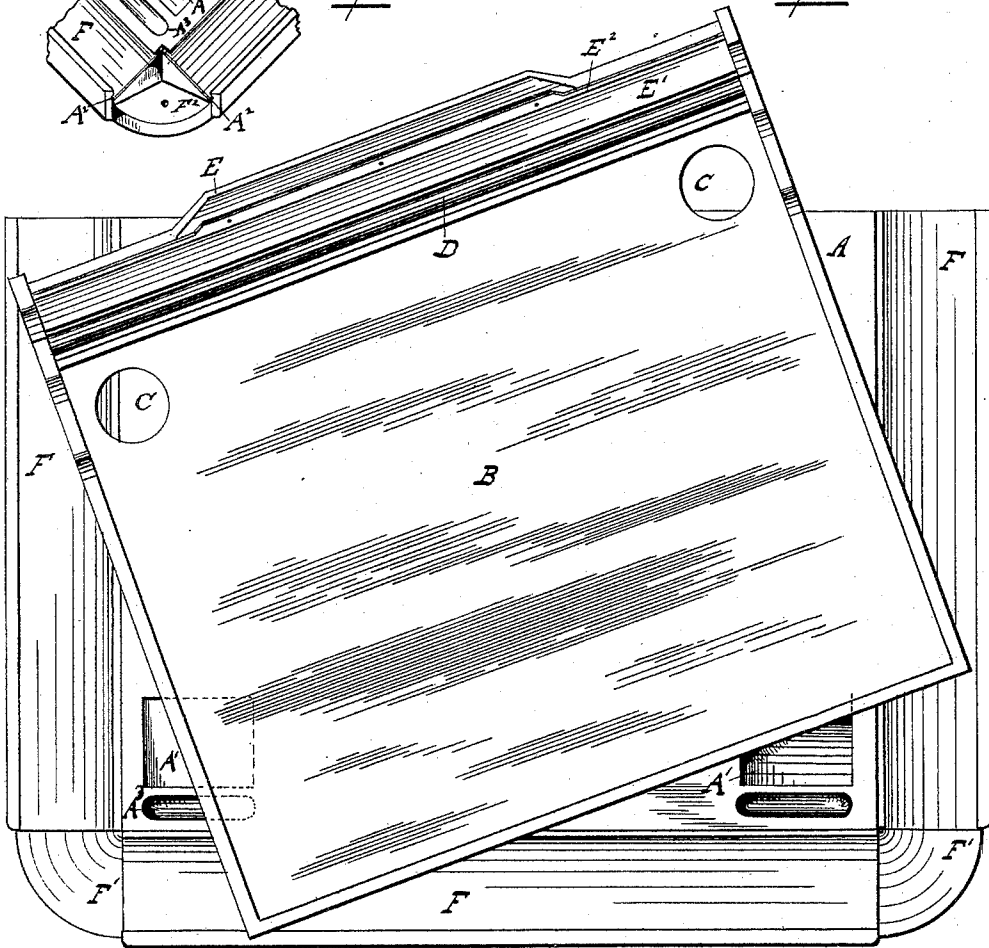


Fig. 1.



Witnesses.

Edmund B. Stowe.

James T. Summerville.

Inventor.

John D. D. Mortimer.

By John B. Webster Atty.

UNITED STATES PATENT OFFICE.

JOHN D. D. MORTIMER, OF STOCKTON, CALIFORNIA.

HOTEL-DESK.

SPECIFICATION forming part of Letters Patent No. 476,807, dated June 14, 1892.

Application filed December 22, 1891. Serial No. 415,913. (No model.)

To all whom it may concern:

Be it known that I, JOHN D. D. MORTIMER, a citizen of the United States, residing at Stockton, in the county of San Joaquin and State of California, have invented certain new and useful Improvements in Hotel-Desks; and I do declare the following to be a full, clear, and exact description of the invention, such as will enable others skilled in the art to which it appertains to make and use the same, reference being had to the accompanying drawings, and to the letters of reference marked thereon, which form a part of this specification.

My invention consists in a revolving desk of a certain construction for use in hotel-offices, so that it may be utilized among other things as an attractive advertising medium.

To more fully explain my invention, reference is had to the accompanying drawings, forming a part of this specification, in which—

Figure 1 is a general plan view of my improved hotel-desk. Fig. 2 is a vertical section of the same. Fig. 3 is a perspective of one corner with the corner block removed. Fig. 4 is a section of the back, showing catch-spring.

Similar letters of reference indicate corresponding parts.

A is the stationary body of the desk, which is placed at a convenient position on the counter of the hotel-office.

B is the face of the revolving portion on which is placed the hotel guest-register.

E is the back of the revolving portion.

C are excavations in the face B for the reception of ink-bottles.

E² is a cleat attached longitudinally to the face E' of the back E by screws, and D is a parallel concave cleat. These cleats E² and D secure advertisements to the face of the back E, the concave surface of the cleat D being utilized for the reception of pencils and penholders.

The revolving portion above described swings on the stationary body A upon a pin B', located at the center of the body A. A tension-spring G is attached to the body B at its rear and impinges upon the bottom of

the rear of the revolving portion, so as to steady the latter when in its normal position. In the face of the body A at its foot near the right and left hand edges are two beveled receptacles A', which are utilized for the containing of mirrors. In front of each of the receptacles A' are troughs A³ for tooth-picks, &c. Slightly-sloping advertising-benches F are attached to the sides and front of the body A, the corners forming right angles and providing spaces F², into which are inserted beveled blocks F'. Along the upper and lower edges of the benches F are screwed parallel holding-cleats A², which cleats and the blocks F' secure advertisements to the faces of the benches F.

Ink-bottles may be secured to the side of the revolving body instead of at the receptacles C. The face E may be utilized for time-tables, almanacs, &c., instead of for advertisements.

It will thus be seen that my improvement is a very convenient and attractive hotel-office desk and constitutes a first-class advertising medium.

I am aware that revolving hotel-desks are not new; but

What I claim, and desire to secure by Letters Patent, is—

The improved hotel-desk described, consisting of the stationary body A, provided on its face, properly located, with the receptacles A', the troughs A³, the advertising-benches F, the corner-spaces F², containing the blocks F', and the parallel holding-cleats A² along the edges of the benches F, in combination with the center pin B' and with the spring G, such pin and spring connecting the body A with the revolving portion of the desk, consisting of the face B, provided with the excavations C, the back E, provided on its face E' with the top cleat E², and the parallel concave cleat D, substantially as specified.

In testimony whereof I affix my signature in presence of two witnesses.

JOHN D. D. MORTIMER.

Witnesses:

JOSHUA B. WEBSTER,
JAMES T. SUMMERVILLE.