

# United States Patent [19]

Kirwan et al.

[11] Patent Number: Des. 320,200

[45] Date of Patent: \*\* Sep. 24, 1991

[54] SNAP GUIDE FOR A HAND HELD OPTICAL SCANNER

[75] Inventors: Bruce L. Kirwan, Concord; Thomas W. Petrie, Oakland, both of Calif.

[73] Assignee: Thunderware, Inc., Orinda, Calif.

[\*\*] Term: 14 Years

[21] Appl. No.: 609,225

[22] Filed: Nov. 5, 1990

[52] U.S. Cl. .... D14/116; D8/349; D14/114

[58] Field of Search ..... D8/349, 352, 356, 382, D8/383, 394, 396; 248/56, 62; 16/2, DIG. 40; 24/72; D24/27; D14/114, 116; 235/435, 454, 462, 472

[56] **References Cited**

**U.S. PATENT DOCUMENTS**

D. 252,246 7/1979 Christian ..... D8/349

D. 257,324 10/1980 Huff, Jr. .... D8/396  
D. 289,138 4/1987 Nead ..... D8/349 X  
D. 313,739 1/1991 Preston ..... D8/396 X  
3,034,170 5/1962 Koebel ..... 16/202

*Primary Examiner*—Wallace R. Burke

*Assistant Examiner*—Holly H. Baynham

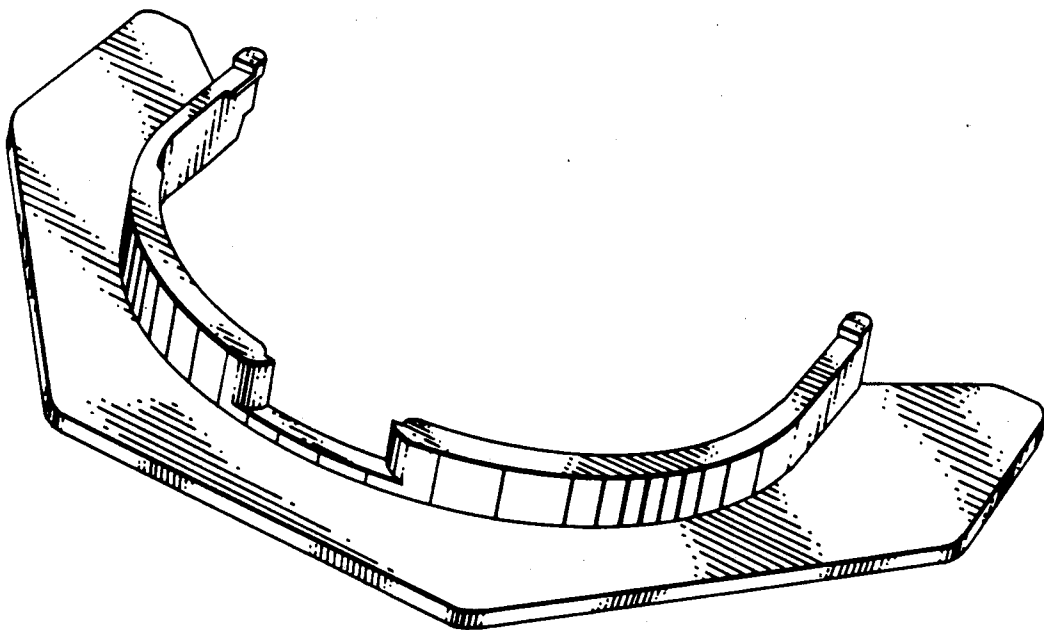
*Attorney, Agent, or Firm*—Blakely, Sokoloff, Taylor & Zafman

[57] **CLAIM**

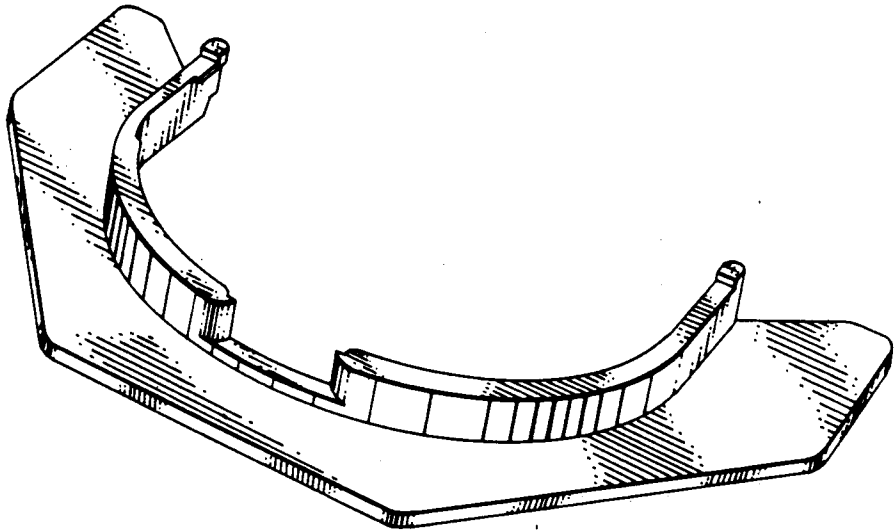
The ornamental design for a snap guide for a hand held optical scanner, as shown.

**DESCRIPTION**

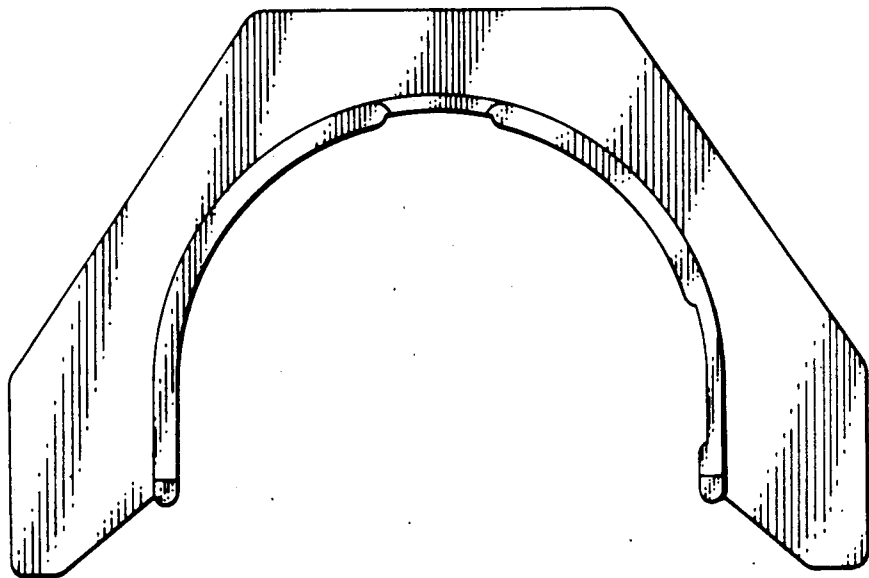
FIG. 1 is a top perspective view of a snap guide for a hand held optical scanner showing my new design; FIG. 2 is a top plan view thereof; FIG. 3 is a bottom plan view thereof; FIG. 4 is a front elevational view thereof; FIG. 5 is a rear elevational view thereof; FIG. 6 is a right side elevational view thereof; and FIG. 7 is a left side elevational view thereof.



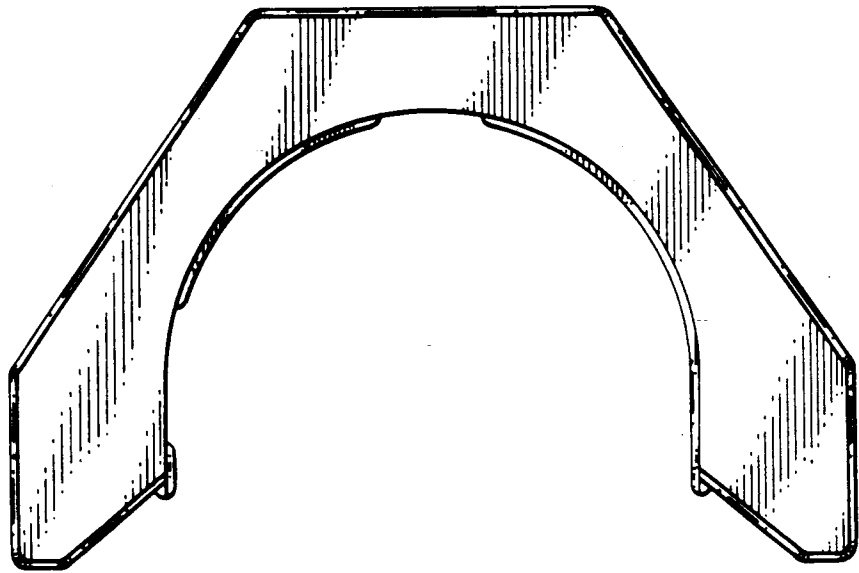
**FIG 1**



**FIG 2**



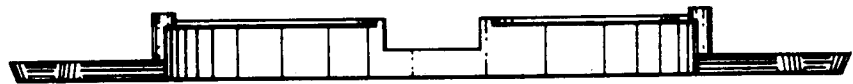
**FIG 3**



**FIG 4**



**FIG 5**



**FIG 6**



**FIG 7**

