(No Model.)

H. B. COOK.

STRIKING BAG.

No. 445,747. Patented Feb. 3, 1891.

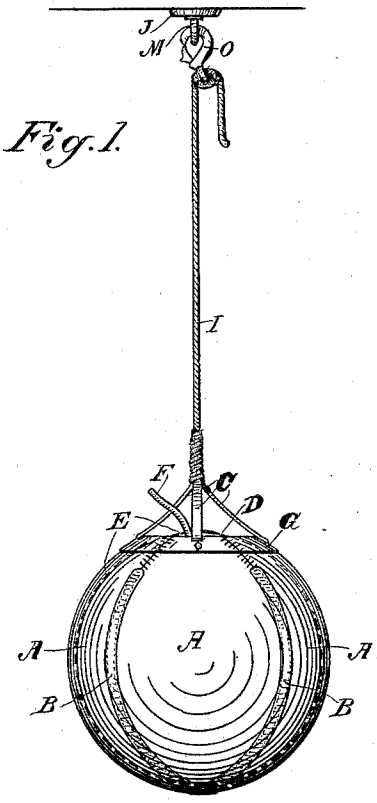

Fig. 1.

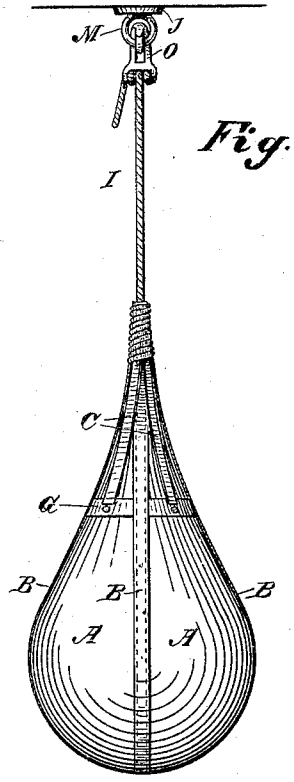

Fig. 2.

Fig. 3.

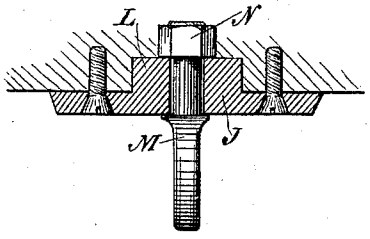

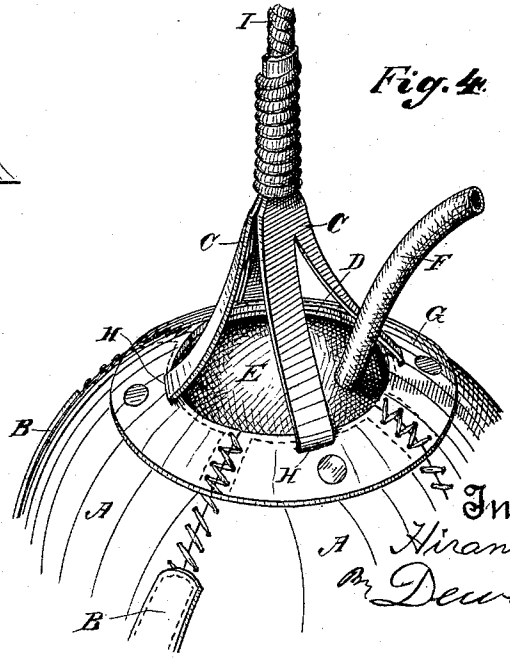

Fig. 4.

Witnesses,
Geo. H. Strong
J. S. Hourse

Inventor,
Hiram B. Cook
By Dewey & Co.
Attys

THE NORRIS PETERS CO., PHOTO-LITHO., WASHINGTON, D. C.

UNITED STATES PATENT OFFICE.

HIRAM B. COOK, OF SAN FRANCISCO, CALIFORNIA.

STRIKING-BAG.

SPECIFICATION forming part of Letters Patent No. 445,747, dated February 3, 1891.

Application filed June 13, 1890. Serial No. 355,351. (No model.)

To all whom it may concern:

Be it known that I, HIRAM B. COOK, a citizen of the United States, residing in the city and county of San Francisco, State of California, have invented an Improvement in Striking-Bags; and I hereby declare the following to be a full, clear, and exact description of the same.

My invention relates to certain improvements in that class of devices known as striking or exercising bags; and it consists in certain details of construction, which will be more fully explained by reference to the accompanying drawings, in which—

Figures 1 and 2 are views of two forms of the bag and the suspending device. Fig. 3 is an enlarged section of the suspending device. Fig. 4 is a view of the forked suspending-strap.

Bags for this purpose are usually made with an outside case of leather, and either filled and comparatively heavy, or with an inner rubber bag having a pipe or tube by which the bag may be inflated, so as to fill the exterior case, making either a heavy or a light bag, which is suspended by a cord from the ceiling in such a position that the operator can strike the bag, causing it to swing, and as it returns or rebounds to strike it again, and in this manner use it for exercising purposes.

The exterior cases, as usually constructed, are made of seven or eight segments, the edges of which are stitched together, and they are provided with a loop or strap stitched upon one side, to which a cord is attached, so that they may be suspended from the ceiling. A swivel-hook forms the connection between the upper end of the suspending-strap and a hook or eyebolt which is screwed into the ceiling, the swivel necessarily hanging some distance below the fixed hook and swinging as the bag swings. By this construction, when the bag is struck, the swivel swings up against the ceiling, making considerable noise and in time wearing the ceiling out, besides which the eyebolt very soon becomes loose and a new hole has to be made for it. The strap to which the cord is attached, being secured at only one or two points, pulls the bag out of shape, and is also soon torn loose from the bag by the violent wrenches upon it, and when the seams in the bag become ripped, as they soon do, it is very difficult to repair them.

In my invention the bag is made, preferably, of four sections A A, and these sections have the edges cut so as to abut squarely against each other, and they are then sewed together by an over-and-over seam B, which leaves the edges abutting squarely, so that both outside and inside of the bag are perfectly smooth. This prevents the rapid wearing out of the interior rubber bag when one is used, and presents a smooth surface upon the exterior for the hands to strike against, so that they will not become sore, and for this reason I have hitherto made the bags in this manner. It will be evident, however, that other well-known methods may be employed to secure the sections together. Each of the sections has a strap C, made of leather, rawhide, or any suitable tough and strong material, and these straps are strongly secured to the central part of the ends of each section, near the opening B, which is made at one end of the bag to allow access to the inner rubber bag E when the latter is used and for the purpose of inflating it through its nozzle F, as well as for the introduction and removal of the inner bag, when necessary, without ripping the outer bag or using lacing-strings. These straps are preferably riveted into the central end portion of each of the four sections, and a re-enforce of leather G is stitched down over them, the suspending-straps passing out through slots in the re-enforcing piece, as shown at H, and the ends are all brought up together centrally and firmly secured to the suspending-cord I a short distance from the bag by a seizing of rope or other fastening.

In practice I prefer to make two of the straps C of one piece, as shown in Fig. 4, so that there will be only two extensions or ends to wrap about the cord I, as it makes a stronger connection. By this construction each of the sections A of the bag has an equal strain brought upon it and each section is equally secured and suspended, and when used with the rubber bag they form a space between them within which the nozzle or tube for inflating the rubber bag is safely protected from injury.

I have heretofore described a leather bag adapted to contain an inner inflatable one; but the construction will be similar, as shown in Fig. 2, when the bag is made solid with a filling of hair or other material, the object being in any case to divide the strain and suspend all the sections equally, thus preventing the bag from sagging and pulling out of shape under the violent strains to which it is subjected.

In order to suspend the bag from the ceiling by a direct lineal connection which will allow it to turn easily in any direction when struck and without twisting the suspending cord or strap or straining the fastenings, I have shown a metal plate J, having countersunk screw-holes around its periphery, through which screws are passed to fasten it to the ceiling from which the bag is suspended. This plate has a projecting hub or a thickened portion, as shown at L, in the center, and through this passes the shaft of the eyebolt M. The inner end of this shaft is either secured by a nut N, or it may be headed down or otherwise suitably secured, so that it will turn freely through the hub of the plate, which is thick enough to prevent any side motion by reason of the strain brought upon it by the bag. The upper end of the suspending-cord is provided with a small snap-hook O or other attachment, which can be easily hooked or fastened into the movable eye, and is as easily removed when it is desired to change the bags.

This device allows the bag to twist and turn freely in either direction, as is desirable. At the same time, by reason of the eyebolt being journaled in a vertical line in the fixed plate, the point of motion is brought close to the ceiling. No swivel is necessary. It prevents any noise which would be caused by the swinging of a swivel against the ceiling, and it prevents the battering and wearing out of the ceiling, which takes place if the ordinary swivel-hook is suspended from a fixed eyebolt so as to swing with the cord and the bag. The bag and cord swinging freely from the movable fastening move together and the bag swings more truly. By this construction, there being no weight of iron at the upper end of the rope to swing with the bag, the motion of the latter are made more smooth and even and the life of all the parts is greatly extended.

Having thus described my invention, what I claim as new, and desire to secure by Letters Patent, is—

1. A striking-bag consisting of sections having their meeting edges stitched or sewed, suspending-straps, one of which is riveted or secured to the central end portion of each of the segments which form the bag, and a reenforcing segment stitched upon the end of the bag over the ends of the suspending-straps and riveted through them, substantially as herein described.

2. A striking-bag consisting of segments having their meeting edges sewed or stitched, a suspending-strap riveted or secured centrally to the end of each segment, a suspending-cord having its lower end secured between the ends of the suspending-straps, so that the strain will come equally upon each of the straps and segments of the bag and a re enforce secured over the ends of the straps, substantially as herein described.

3. A striking-bag consisting of segments having their meeting edges sewed or stitched, a suspending-strap riveted or secured to the center of the end of each of the sections, said straps being brought together and united with a suspending-rope, substantially as herein described.

4. A striking-bag having the suspending-straps united directly with a suspending-cord, in combination with an eyebolt to which the upper end of the cord is connected, the shank of said eyebolt extending vertically through a fixed plate, with a nut or head upon the inner end, whereby the eye is allowed to turn freely and is prevented from swinging from side to side, substantially as herein described.

In witness whereof I have hereunto set my hand.

HIRAM B. COOK.

Witnesses:
S. H. NOURSE,
H. C. LEE.