


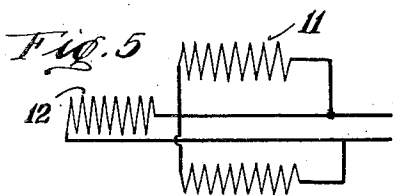
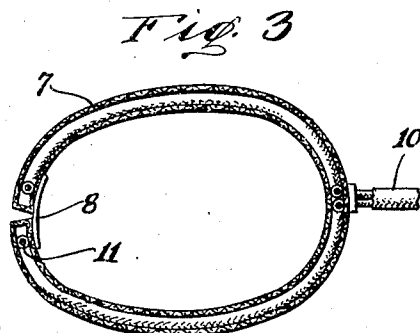

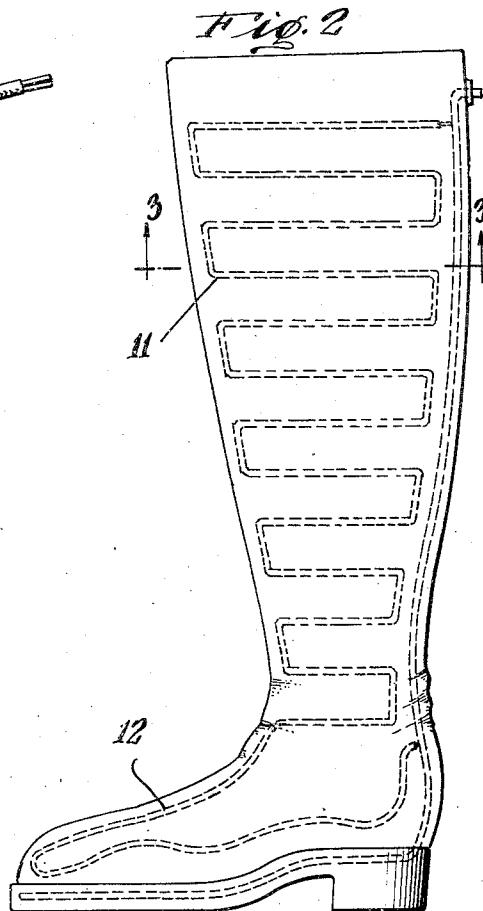
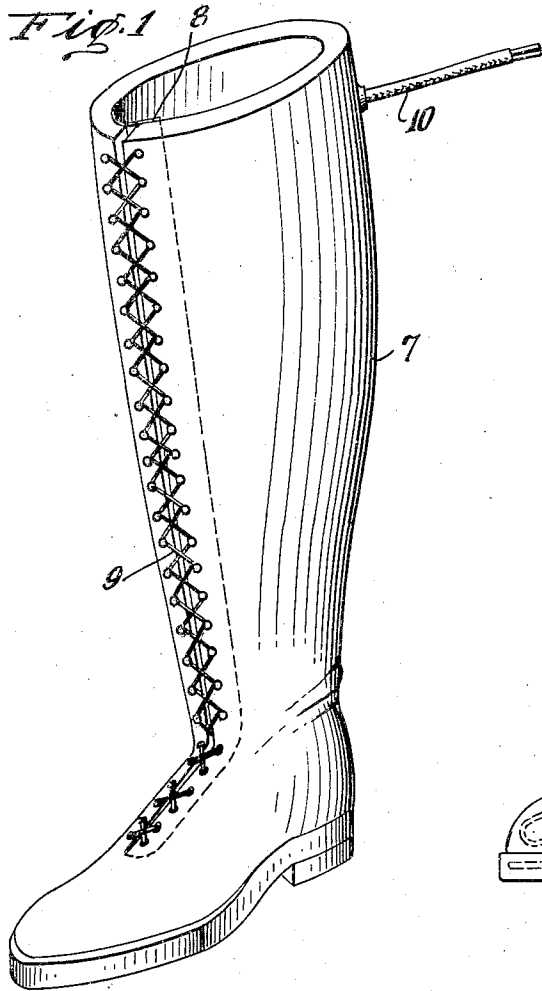
June 3, 1930.

O. HEINEMANN

1,761,829

ELECTRICALLY HEATED BOOT

Filed May 28, 1928



INVENTOR.
OTTO HEINEMANN
BY *Marin R. Rasmussen*
ATTORNEY

UNITED STATES PATENT OFFICE

OTTO HEINEMANN, OF BROOKLYN, NEW YORK

ELECTRICALLY-HEATED BOOT

Application filed May 28, 1928. Serial No. 280,990.

This invention relates to boots and more particularly to boots designed to be heated by electrical means.

In a number of medical treatments it is necessary to uniformly apply heat to the feet and legs of the patient. One of the problems arising in thus applying heat has been the prevention of excess heat and the burning of the patient. Heretofore, the patient has been required to sit in one position and the heat has been applied by hot bandages or therapeutic lamps.

It is therefore an object of this invention to provide a boot which is heated by electrical means which may be regulated so that the proper degree of heat will be applied to the legs and feet of a patient.

It is a further object of the invention to provide a device for heating the legs and feet of a person at the same time permitting the person to move about.

These and other objects are attained by the novel construction, combination and arrangements of parts, hereinafter described and shown in the accompanying drawing, constituting a material part of this disclosure, and in which:—

Figure 1 is a perspective view of the electrically heated boot.

Figure 2 is a side view of the boot.

Figure 3 is a cross-sectional view taken on line 3—3 of Figure 2.

Figure 4 is a bottom view of the foot of the boot.

Figure 5 is a schematic diagram of the electrical wiring used.

Figure 6 is a cross-sectional view of a wall of the boot.

Referring to the drawings in detail, the boot 7 is slit in front, as is customary with boots, and the slit is covered by a flap 8, the slit being closed by a lace 9. Passing through an aperture in the rear wall of the boot is an electrical cable 10 which is connected to resistance units 11 and 12, placed respectively in the walls 7—7' of the leg and foot of the boot. See Figure 6. The walls of the boot are made of asbestos or a similar material and the resistances 11 and 12

are in parallel, as shown in the diagram illustrated in Figure 5.

In practice, a patient may put the boot on and the electrical current is passed through the resistance units, the current being controlled by suitable rheostats, not shown. The asbestos enables a uniform temperature to be maintained and also prevents excessive heating and consequent burning of the flesh of the patient.

From the above description it will be seen that a convenient device for applying heat to the legs and feet has been provided and obviously, the device is not confined to use by patients undergoing medical treatment but may be used readily by persons exposed to low temperatures.

Having thus described my invention what I claim as new and desire to secure by Letters Patent, is:—

A thermo-therapeutic boot, having asbestos walls slit in front and having an aperture in its upper rear wall, comprising a flap covering said slit, a lace closing said slit, resistance units positioned in parallel in the walls of the boot and the foot portion of the same, and a cable connected to said units and to a source of electrical current passing through the aperture in the rear wall of the boot.

In witness whereof I have affixed my signature.

OTTO HEINEMANN.