



US00D612051S

(12) **United States Design Patent**
Ruf

(10) **Patent No.:** **US D612,051 S**

(45) **Date of Patent:** **** Mar. 16, 2010**

- (54) **LANCING DEVICE**
- (75) Inventor: **Christopher J. Ruf**, Marietta, GA (US)
- (73) Assignee: **Facet Technologies, LLC**, Kennesaw, GA (US)
- (**) Term: **14 Years**
- (21) Appl. No.: **29/329,649**
- (22) Filed: **Dec. 18, 2008**
- (51) **LOC (9) Cl.** **24-02**
- (52) **U.S. Cl.** **D24/146; D24/147**
- (58) **Field of Classification Search** D24/146-147, D24/133, 114, 113; 606/181-182, 184-185, 606/167; 600/573, 583
See application file for complete search history.

6,530,937 B1	3/2003	Schraga	
6,558,402 B1	5/2003	Chelak et al.	
6,602,268 B2	8/2003	Kuhr et al.	
6,645,219 B2	11/2003	Roe	
6,749,618 B2	6/2004	LeVaughn et al.	
D493,532 S *	7/2004	Levaughn et al. D24/146
7,105,006 B2	9/2006	Schraga	
7,175,641 B1	2/2007	Schraga	
7,273,484 B2	9/2007	Thoes et al.	
7,288,102 B2	10/2007	Griffin et al.	
7,311,718 B2	12/2007	Schraga	
D560,805 S *	1/2008	Young et al. D24/146

(Continued)

Primary Examiner—Ian Simmons
Assistant Examiner—Wan Laymon
(74) *Attorney, Agent, or Firm*—Gardner Groff Greenwald & Villanueva, PC

(56) **References Cited**

U.S. PATENT DOCUMENTS

4,924,879 A	5/1990	O'Brien	
4,976,724 A	12/1990	Nieto et al.	
5,196,025 A	3/1993	Ranalletta et al.	
5,282,822 A	2/1994	Macors et al.	
5,423,847 A	6/1995	Strong et al.	
5,554,166 A	9/1996	Lange et al.	
D379,516 S *	5/1997	Rutter D24/146
5,730,753 A	3/1998	Morita	
RE35,803 E	5/1998	Lange et al.	
5,916,230 A	6/1999	Brenneman et al.	
5,954,738 A	9/1999	LeVaughn et al.	
5,984,940 A	11/1999	Davis et al.	
6,022,366 A	2/2000	Schraga	
6,045,567 A	4/2000	Taylor et al.	
6,156,050 A	12/2000	Davis et al.	
6,156,051 A	12/2000	Schraga	
6,197,040 B1	3/2001	LeVaughn et al.	
D444,557 S *	7/2001	Levaughn et al. D24/146
D447,566 S *	9/2001	Levaughn et al. D24/146
6,283,982 B1 *	9/2001	Levaughn et al. 606/172
6,332,871 B1	12/2001	Douglas et al.	
6,419,661 B1	7/2002	Kuhr et al.	
6,451,040 B1	9/2002	Purcell	
6,514,270 B1 *	2/2003	Schraga 606/182

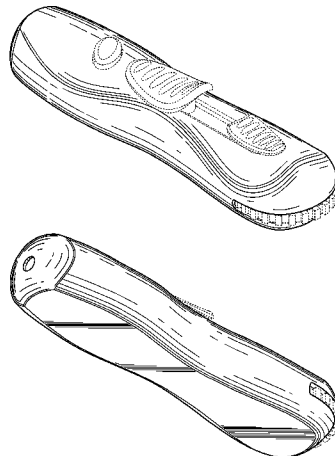
(57) **CLAIM**

The ornamental design for a lancing device, substantially as shown and described.

DESCRIPTION

FIG. 1 is an upper, side and rear perspective view of a lancing device showing my new design;
FIG. 2 is as upper, side and front perspective view thereof;
FIG. 3 is a lower, side and front perspective view thereof;
FIG. 4 is a top view thereof;
FIG. 5 is a left side view, the right opposite side being a mirror image thereof;
FIG. 6 is a bottom view thereof;
FIG. 7 is a front view thereof; and,
FIG. 8 is a rear view thereof.
Portions shown in broken lines are for illustrative purposes only and form no part of the claimed design.

1 Claim, 5 Drawing Sheets



US D612,051 S

Page 2

U.S. PATENT DOCUMENTS

D581,533	S	11/2008	Ruf et al.					
D586,916	S	* 2/2009	Faulkner et al.	D24/146				
2001/0027327	A1	10/2001	Schraga					
2003/0199892	A1	10/2003	Kim					
2005/0090850	A1	4/2005	Thoes et al.					
2005/0149089	A1	7/2005	Trissel et al.					
2006/0224172	A1	10/2006	LeVaughn et al.					
2006/0235454	A1	10/2006	LeVaughn et al.					
2006/0264996	A1	11/2006	LeVaughn et al.					
					2007/0173874	A1	7/2007	Uschold et al.
					2007/0173875	A1	7/2007	Uschold
					2007/0288047	A1	12/2007	Thoes et al.
					2008/0058631	A1*	3/2008	Draudt et al. 600/385
					2008/0065132	A1*	3/2008	Trissel et al. 606/182
					2008/0082116	A1	4/2008	Lathrop et al.
					2008/0082117	A1	4/2008	Ruf
					2008/0255598	A1	10/2008	LeVaughn et al.
					2009/0030441	A1*	1/2009	Kudrna et al. 606/181

* cited by examiner

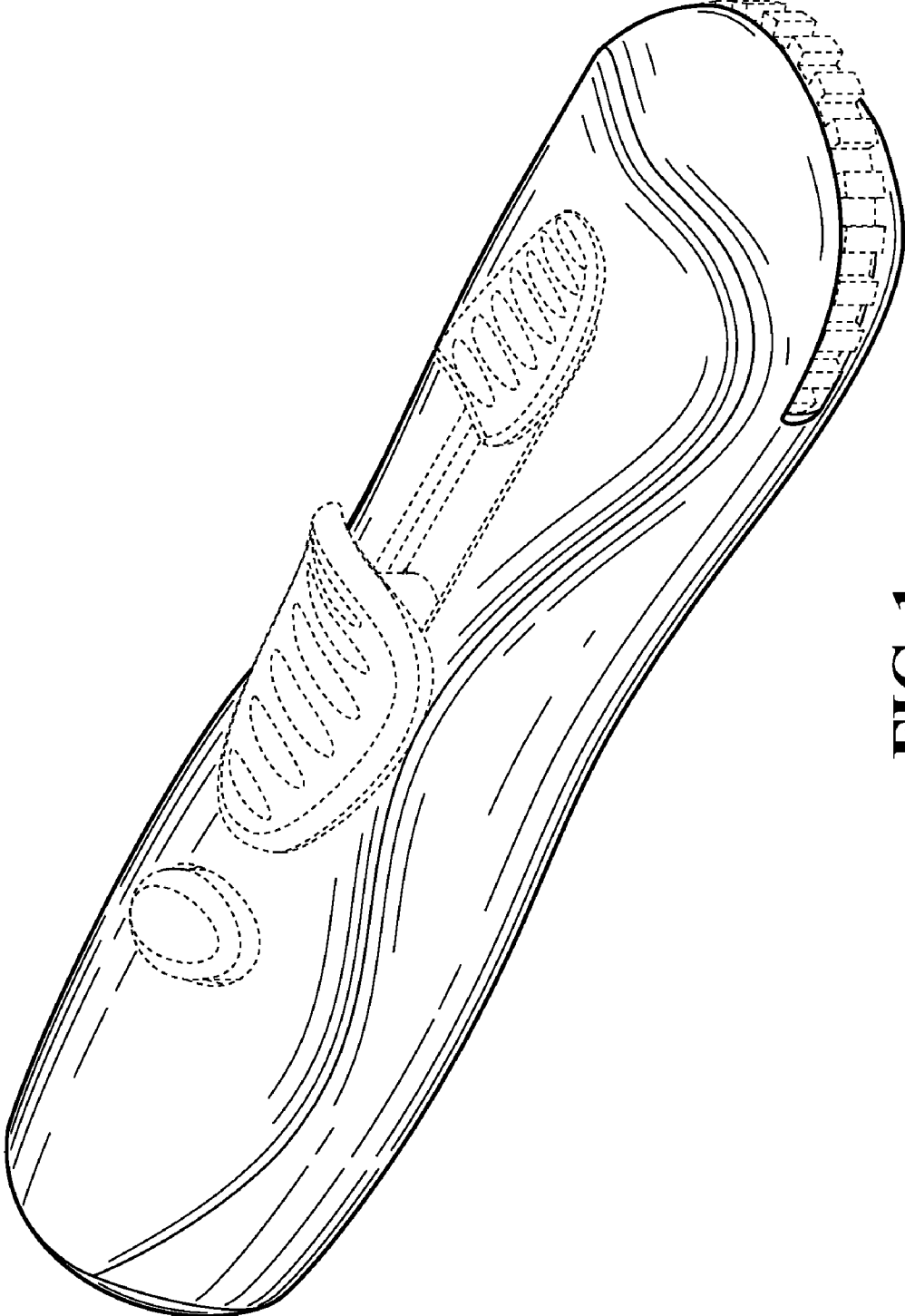


FIG. 1

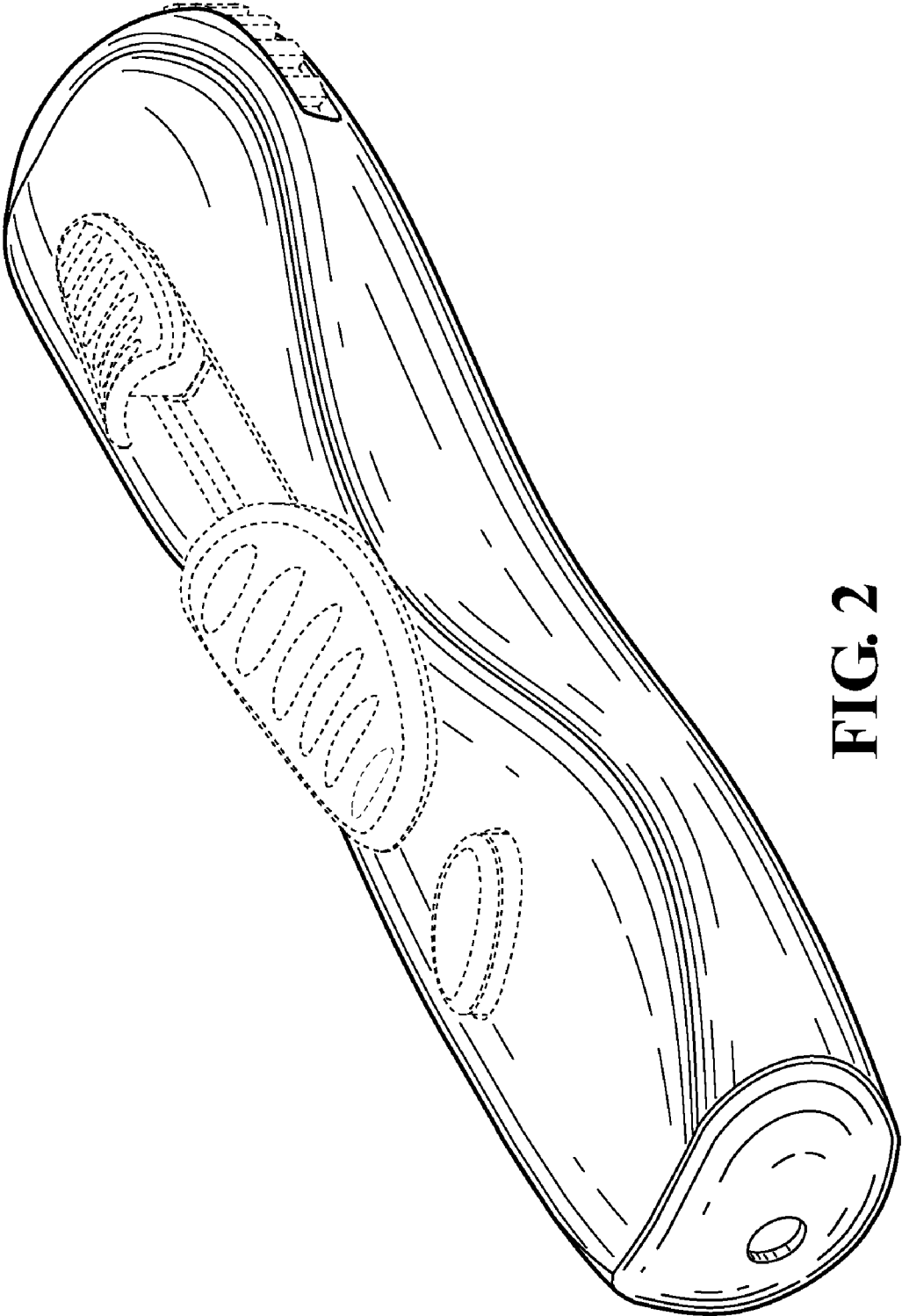


FIG. 2

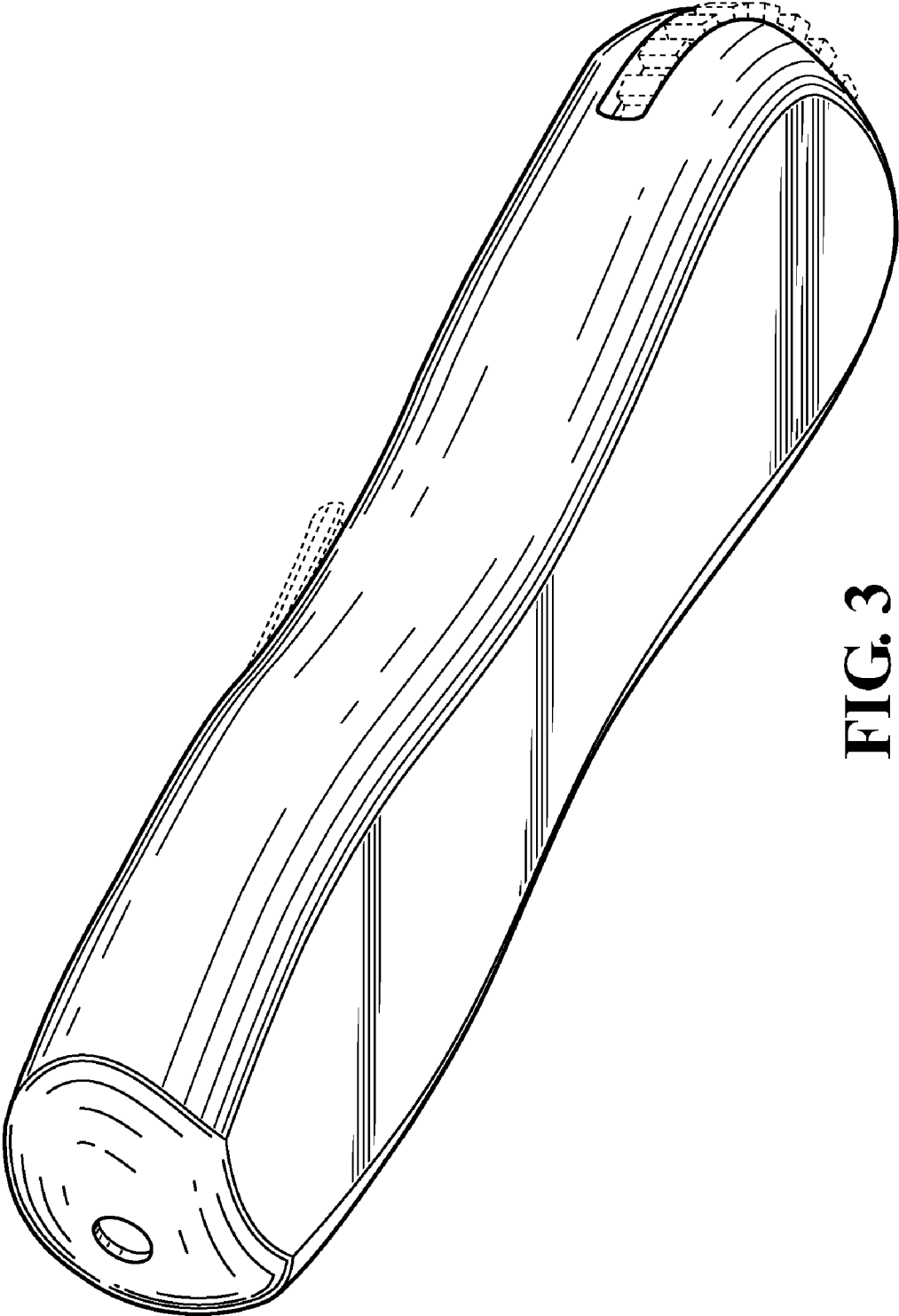


FIG. 3

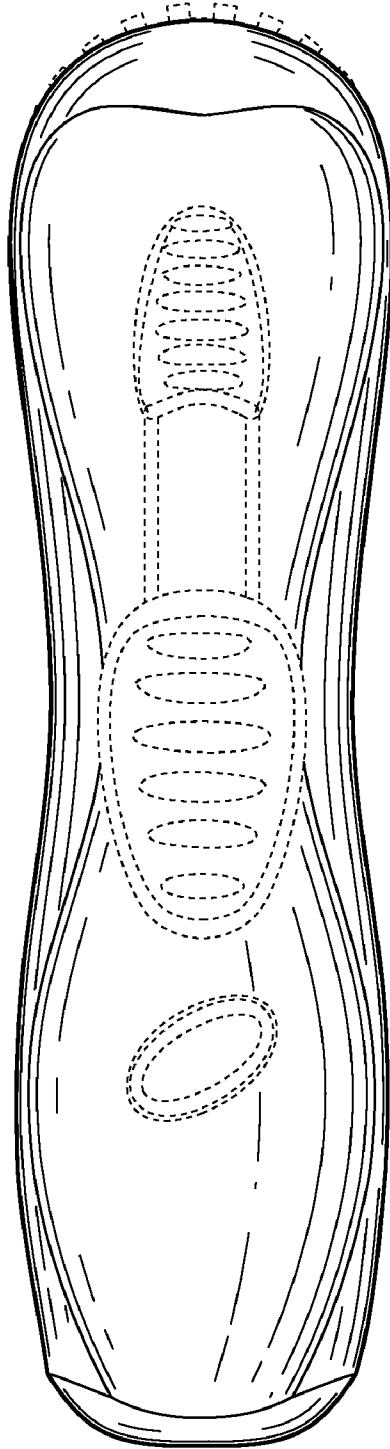


FIG. 4

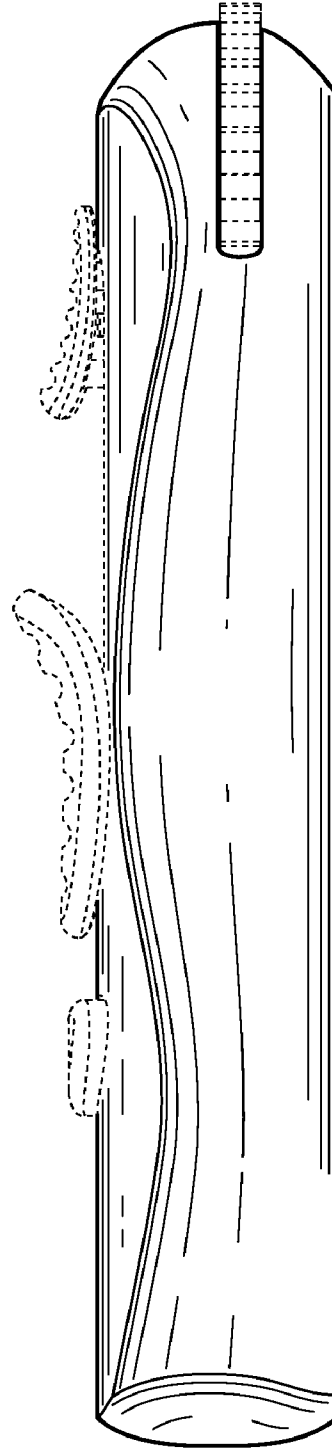


FIG. 5

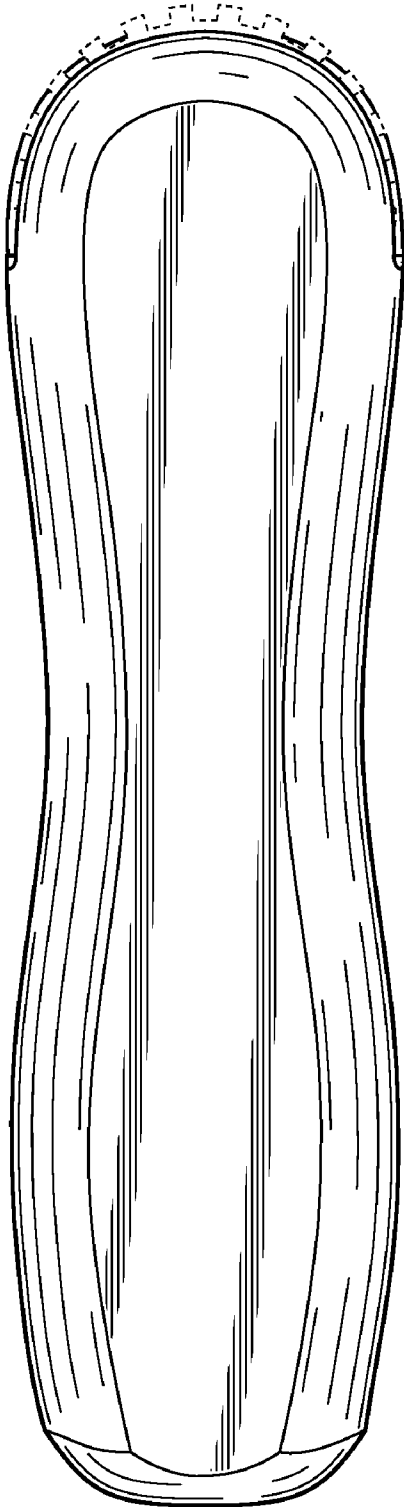


FIG. 6

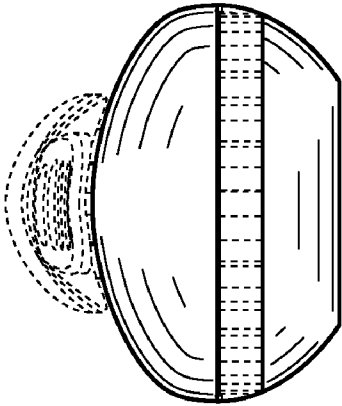


FIG. 8

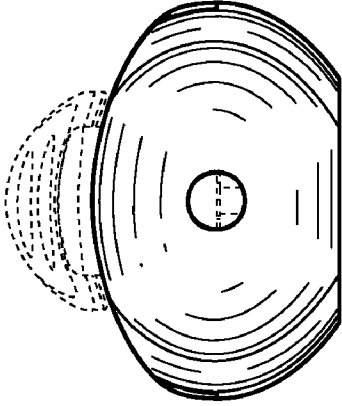


FIG. 7