



US00D397016S

# United States Patent [19]

[11] Patent Number: **Des. 397,016**

Pohl

[45] Date of Patent: **\*\*\*Aug. 18, 1998**

[54] **KNIFE**

[75] Inventor: **Dietmar Pohl**, Leverkusen, Germany

[73] Assignee: **Heinr. Boker GmbH & Company**, Solingen, Germany

5,060,379 10/1991 Neely ..... D8/99  
 5,095,624 3/1992 Ennis ..... 30/159  
 5,400,509 3/1995 Collins ..... 30/155  
 5,450,670 9/1995 Sakai ..... 30/155

[\*] Notice: The portion of the term of this patent subsequent to Jun. 3, 2011, has been disclaimed.

[\*\*] Term: **14 Years**

[21] Appl. No.: **68,184**

[22] Filed: **Mar. 19, 1997**

[51] **LOC (6) CL** ..... **08-03**

[52] **U.S. Cl.** ..... **D8/99**

[58] **Field of Search** ..... D8/98, 99, 107; D22/118; 30/151, 152, 153, 154, 155, 156, 157, 158, 159

### [56] References Cited

#### U.S. PATENT DOCUMENTS

D. 347,375 5/1994 Sakai ..... D8/99  
 D. 348,818 7/1994 Hasegawa ..... D8/99  
 D. 365,266 12/1995 Hasegawa ..... D8/99

### OTHER PUBLICATIONS

Atlanta Cutlery Catalog, p. 13, Ball Lock Knife 1993.  
 Atlanta Cutlery Catalog, p. 17, Puma Protec Knives 1993.  
 Fighting Knives Magazine, p. 37, Beretta Knives 1992.

*Primary Examiner*—Philip S. Hyder  
*Attorney, Agent, or Firm*—Lalos & Keegan

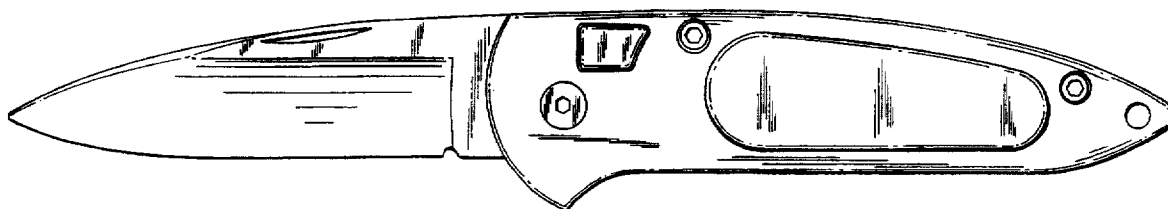
### [57] CLAIM

The ornamental design for a knife, as shown and described.

### DESCRIPTION

FIG. 1 is a side view of the knife embodying the design invention;  
 FIG. 2 is a top view thereof;  
 FIG. 3 is a rear view thereof;  
 FIG. 4 is a side view thereof opposite to the side view of FIG. 1;  
 FIG. 5 is a bottom view thereof;  
 FIG. 6 is a front view thereof; and  
 FIG. 7 is a side view as in FIG. 1 but with blade closed.

**1 Claim, 2 Drawing Sheets**



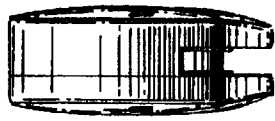


FIG. 3

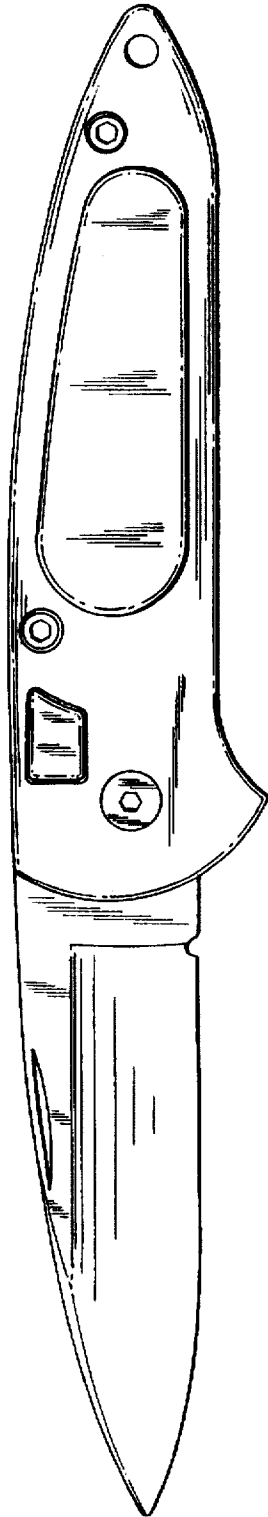


FIG. 1



FIG. 2

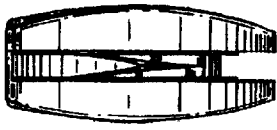


FIG. 6

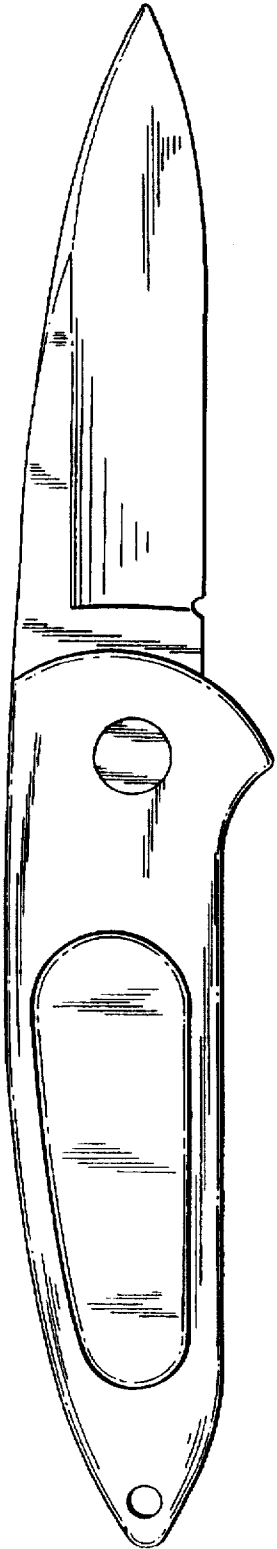


FIG. 4



FIG. 5

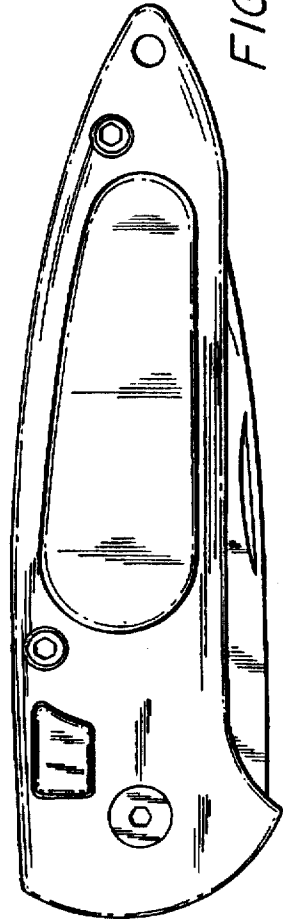


FIG. 7