



US00D418837S

**United States Patent** [19]  
**Ishii**

[11] **Patent Number: Des. 418,837**  
[45] **Date of Patent: \*\* Jan. 11, 2000**

[54] **REMOTE CONTROLLER**

[75] Inventor: **Daisuke Ishii**, Tokyo, Japan  
[73] Assignee: **Sony Corporation**, Tokyo, Japan  
[\*\*] Term: **14 Years**

[21] Appl. No.: **29/090,467**  
[22] Filed: **Jul. 9, 1998**

[51] **LOC (7) Cl.** ..... **14-03**  
[52] **U.S. Cl.** ..... **D14/218**  
[58] **Field of Search** ..... D14/124, 217,  
D14/218, 299; D10/104, 106; D13/168;  
348/734; 455/151.1-151.4, 152.1, 352-355;  
200/331

[56] **References Cited**

**U.S. PATENT DOCUMENTS**

D. 344,523	2/1994	Kanno	.....	D14/218
D. 354,489	1/1995	Patton et al.	.....	D14/218
D. 368,721	4/1996	Howell et al.	.....	D14/218
D. 371,791	7/1996	Patton et al.	.....	D14/218
D. 371,792	7/1996	Patton	.....	D14/218
D. 371,793	7/1996	Patton	.....	D14/218
D. 381,662	7/1997	Weissberg et al.	.....	D14/218
D. 392,945	3/1998	Barry et al.	.....	D13/168

**OTHER PUBLICATIONS**

Custom Remote Systems, Inc. Brochure p. 1, OEM, Dec. 1998.  
Sony Catalog 82, Mar. 1996, p. 112.  
Sony Catalog 59, Nov. 1996, p. 65.  
Sony Style Fall/Winter 1996, pp. 229, 294 (Jun. 1996).

*Primary Examiner*—Louis S. Zarfes  
*Assistant Examiner*—Gregory Andoll  
*Attorney, Agent, or Firm*—Foley & Lardner

[57] **CLAIM**

The ornamental design for a remote controller, as shown and described.

**DESCRIPTION**

FIG. 1 is a perspective view of a remote controller showing my new design;  
FIG. 2 is a top plan view thereof;  
FIG. 3 is a left side elevational view thereof;  
FIG. 4 is a front elevational view thereof;  
FIG. 5 is a bottom plan view thereof;  
FIG. 6 is a right side elevational view thereof; and,  
FIG. 7 is a rear elevational view thereof.

**1 Claim, 4 Drawing Sheets**

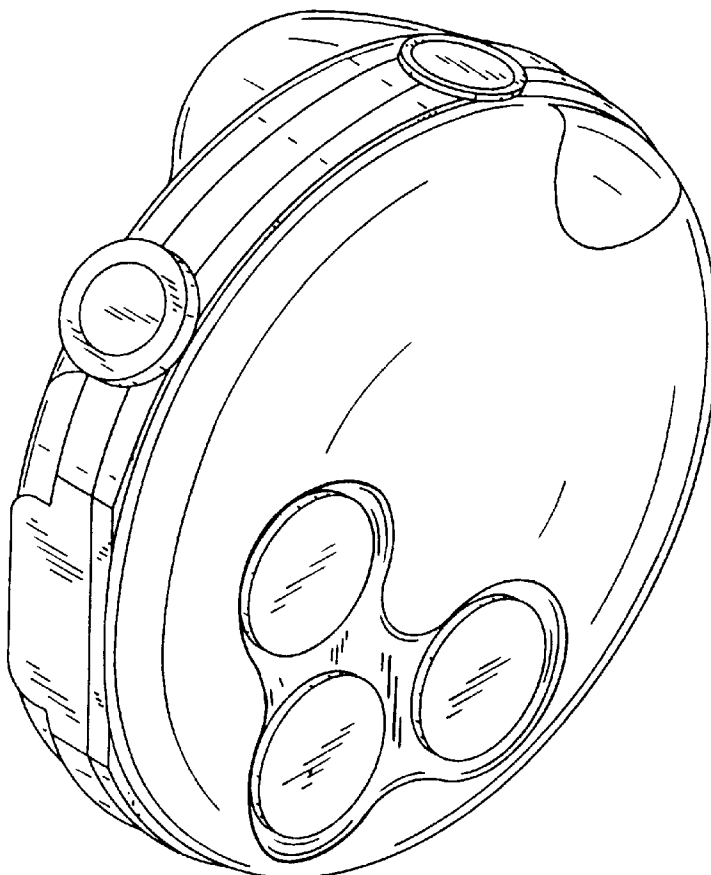


FIG. 1

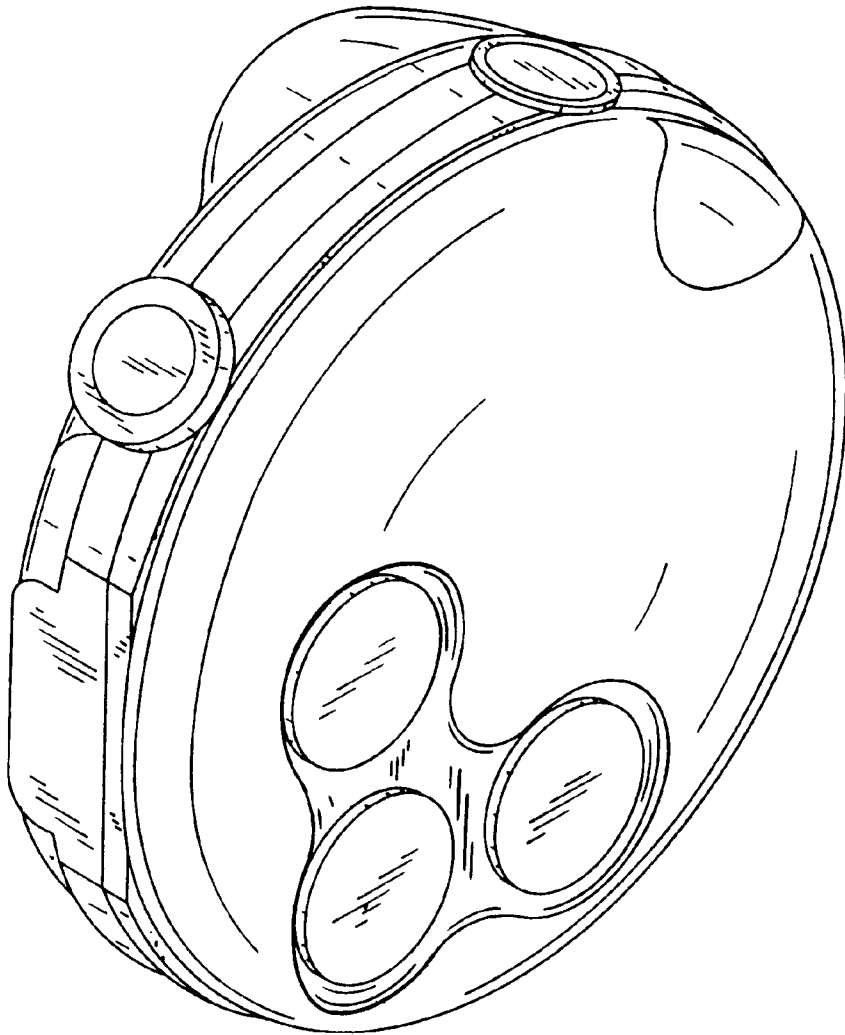


FIG. 2

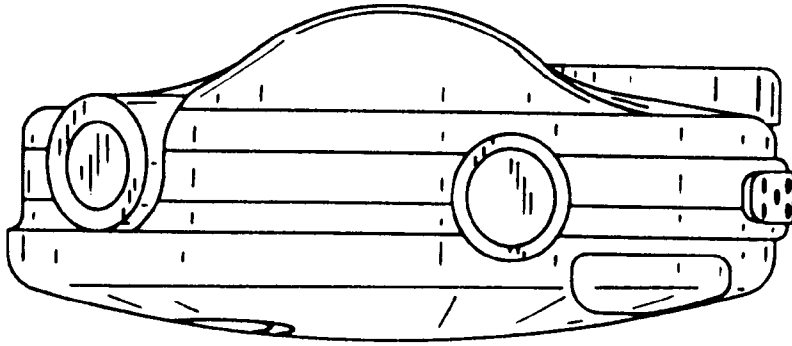


FIG. 5

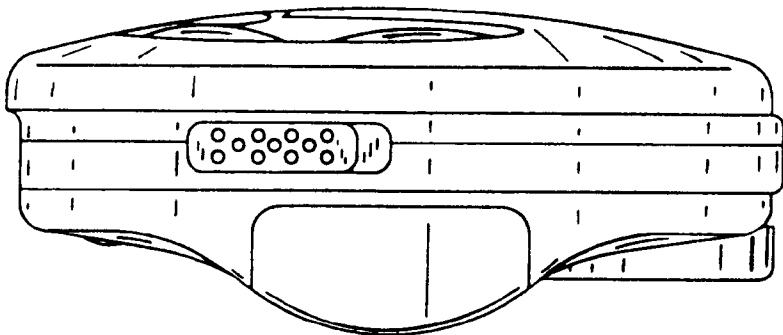


FIG. 6

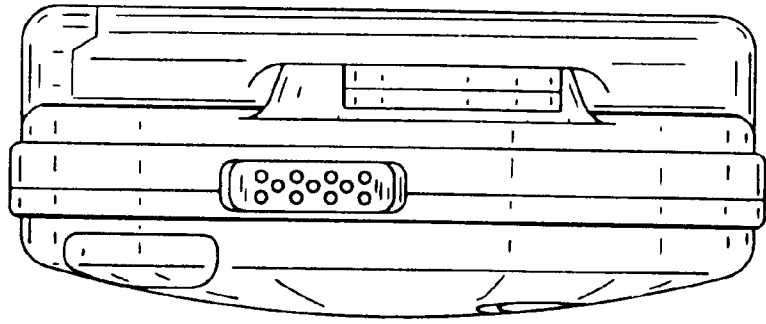


FIG. 3

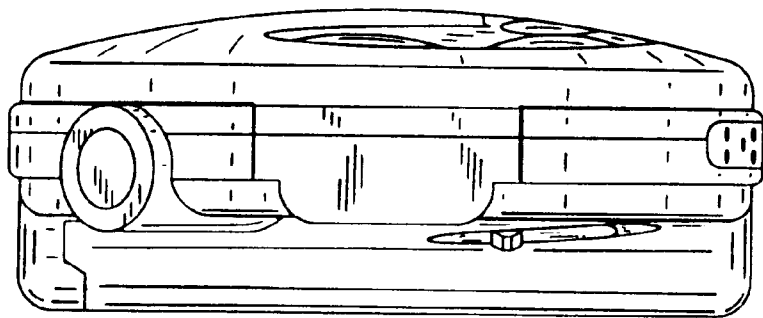


FIG. 7

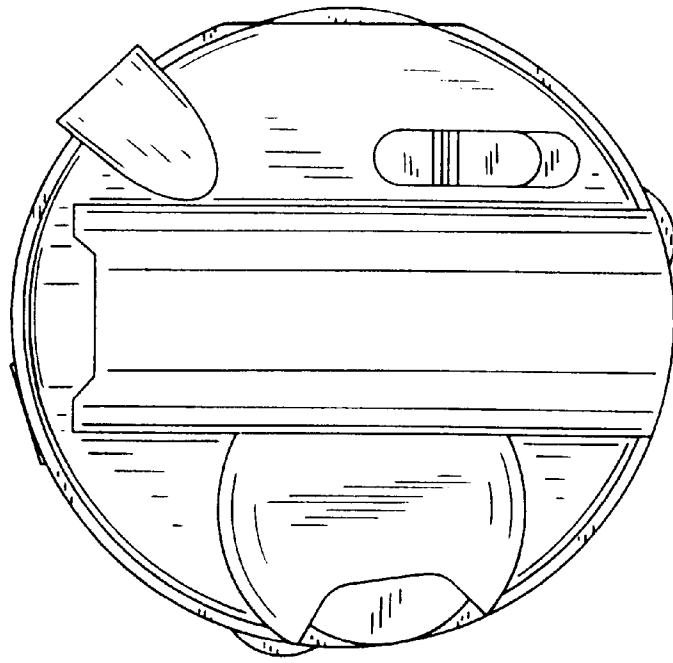


FIG. 4

