July 10, 1928. 1,676,621

A. PITTELKOW

INTERCHANGEABLE COVER CRACKER CAN

Filed Nov. 6, 1922 2 Sheets-Sheet 1

Fig-1

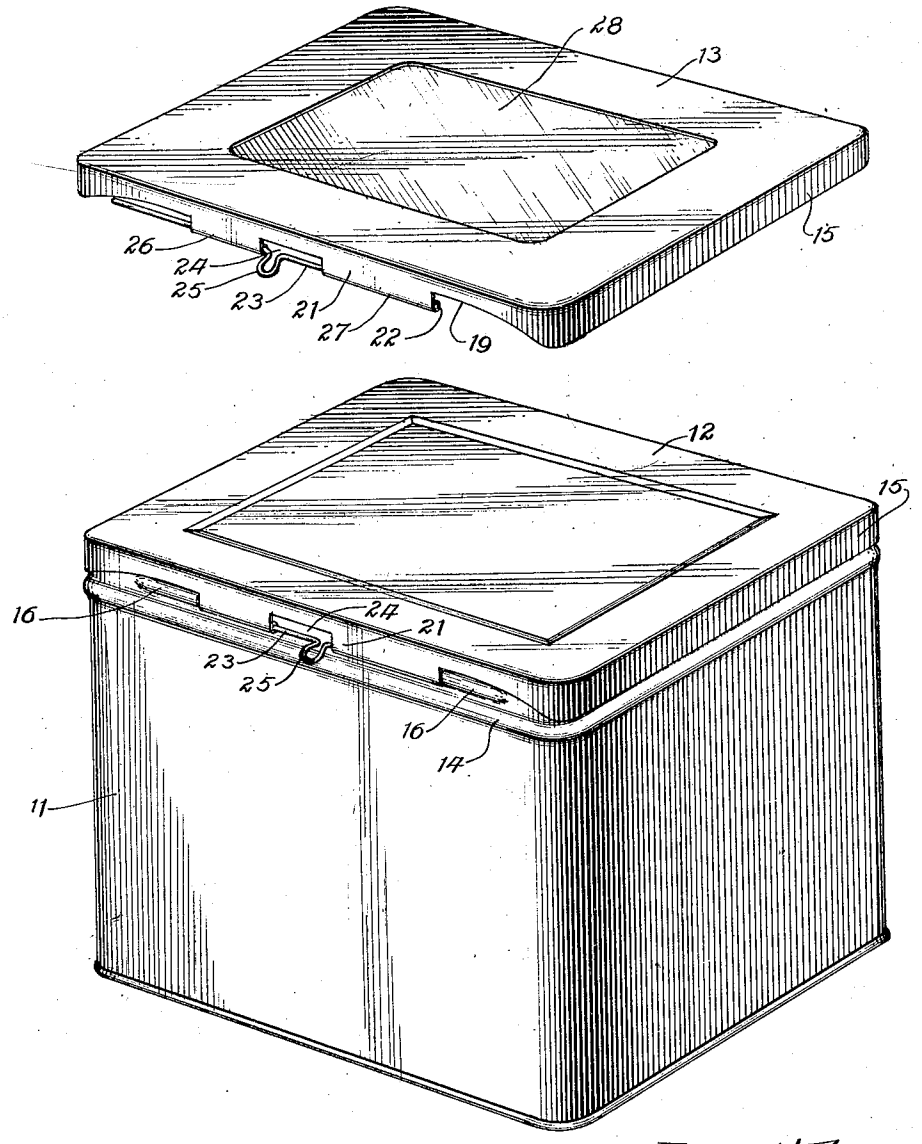

Inventor:-
August Pittelkow
By: Munday, Clarke Carpenter Attys

July 10, 1928. 1,676,621

A. PITTELKOW

INTERCHANGEABLE COVER CRACKER CAN

Filed Nov. 6, 1922 2 Sheets-Sheet 2

Fig-2

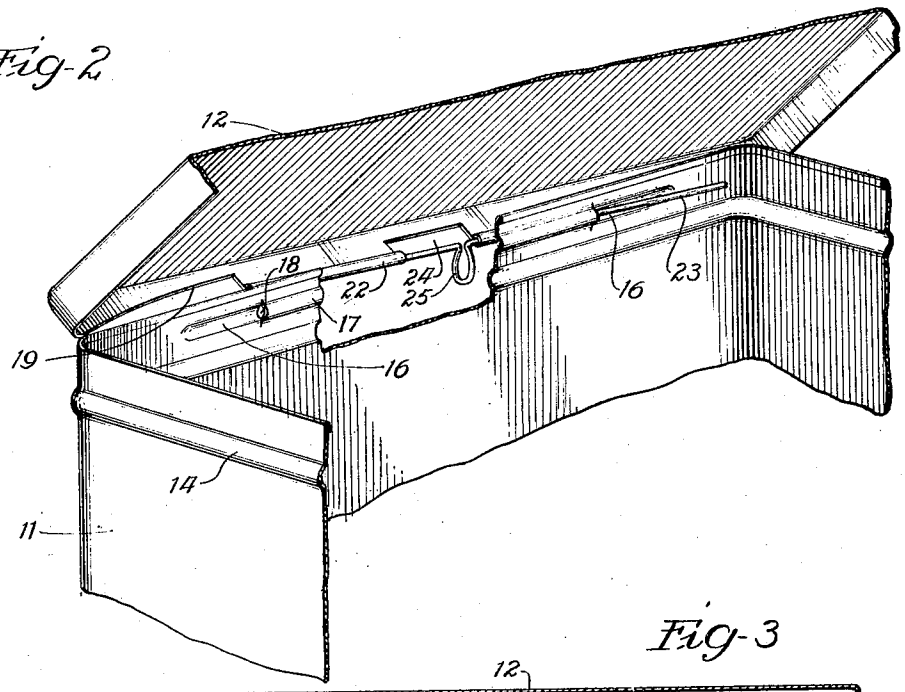

Fig-3

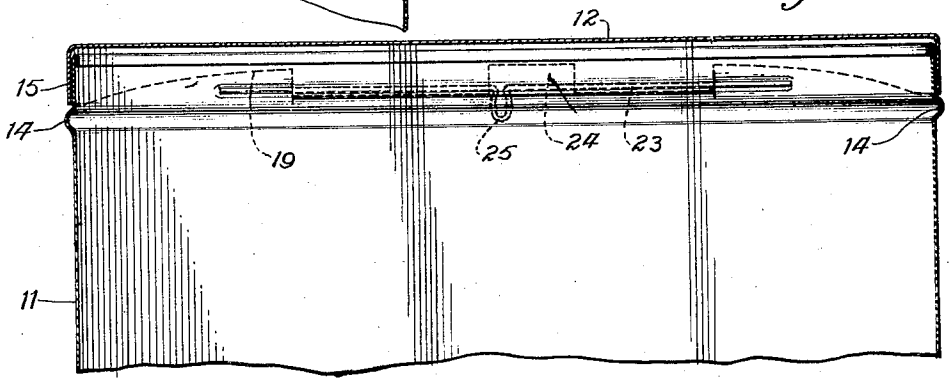

Inventor:-
August Pittelkow
By:- Miunday, Clarke & Carpenter Attys.

Patented July 10, 1928. 1,676,621

UNITED STATES PATENT OFFICE.

AUGUST PITTELKOW, OF CHICAGO, ILLINOIS, ASSIGNOR TO AMERICAN CAN COMPANY, OF NEW YORK, N. Y., A CORPORATION OF NEW JERSEY.

INTERCHANGEABLE-COVER CRACKER CAN.

Application filed November 6, 1922. Serial No. 599,181.

This invention relates to cracker cans of the type which are used both for shipping purposes and as display containers in the store or shop in which the goods are offered for sale.

For purposes of display, a special type of cover containing a glass, or transparent section, is required and this type of cover is not suitable for shipping, both because of the likelihood of breakage and because of its greater cost. I, therefore, provide a can, the regular cover of which may be of ordinary sheet metal, or other inexpensive construction, and may be replaced by a suitable display cover after receipt by the customer. It is thus merely necessary for the dealer to have a single set of display covers which may be placed upon the filled cans as received and removed after the contents have been sold, it being possible then to replace the shipping cover so that the can is adapted for further use, or to be returned for credit.

A principal object of this invention is the provision of a can and cover construction resulting in ready interchangeability of the shipping and display covers for the purposes hereinbefore stated.

Other objects and advantages of the invention will be apparent as it is better understood from the following description, which, taken in connection with the accompanying drawings, discloses a preferred embodiment thereof.

Referring to the drawings,

Figure 1 is a perspective view of a cracker can in which my invention is embodied, being shown with the shipping cover in place and the display cover in separated relationship;

Fig. 2 is an interior view, showing the hinge construction with the cover in the process of assembly; and

Fig. 3 is a transverse section through the upper part of the can with the cover in assembled position.

For the purpose of illustrating the invention, I have shown upon the drawings a can comprising a rectangular body 11, having a regular shipping cover 12 removably hinged thereto, said cover being adapted to be replaced by a display cover 13 when it is desired to exhibit the contents of the can.

Said body 11 is provided, near its top, with an outer bead 14, which serves to limit the downward movement of the cover flange 15 upon the body wall. Above this bead and on the rear side of the can, means are provided for forming with certain parts on the cover a removable hinge connection. For this purpose, beaded sections 16 and 17 are provided, the sections 16 being arranged in spaced relationship and at opposite ends of the section 17. This construction provides laterally opening hinge receiving apertures 18 defined by the oppositely disposed beaded sections 16 and 17.

The rear flange of the cover is cut away at 19, to provide a protruding flange section 21. The edge of said flange section is curled at 22 to provide bearings for a wire pintle 23, which is slidable in its bearings to permit the cover to be readily positioned, or removed The flange section 21 is cut away at 24 and the pintle bent to form a handle 25, which is disposed in the space 24.

To assemble a cover upon the body, an end of the pintle is inserted in an aperture 18, shown at the right in Fig. 2. Upon movement of the pintle in this direction, to the limit permitted by the handle 25, the opposite end is drawn completely within the curl of the flange and the cover may be brought to sssembled position. Thereupon the pintle is moved in the opposite direction to cause it to enter the other aperture 18, shown at the left in Fig. 2, and thus complete the hinge. It should be noted, in this connection, that the sections of the flange 21 on opposite sides of the recess 24 are of unequal length, the section indicated by the reference character 26 being shorter than that indicated by the character 27. This permits one end of the pintle to be completely withdrawn into the flange section 27 while the other end is being inserted and when said pintle is moved to its limit in the opposite direction, the end first inserted still protrudes beyond the flange section 26, so that the cover is held in assembled relationship.

With the cover in assembled position, the curled portion 22 of the flanged section 21 is disposed in the concavity formed by the inner bead 17 and the bead sections 16 form, in effect continuations of the bearings provided by said curled flange.

The shipping cover 12 and the display cover 13 are identical, as regards hinge con-

struction, though the top sections, of course, are different, the display cover being provided with a glass panel 28. It will be manifest that these covers may be readily interchanged, since it is merely necessary to reverse the procedure heretofore described to remove a positioned cover.

It is thought that the invention and many of its attendant advantages will be understood from the foregoing description, and it will be apparent that various changes may be made in the form, construction and arrangement of the parts, without departing from the spirit and scope of the invention, or sacrificing all of its material advantages, the form hereinbefore described being merely a preferred embodiment thereof.

I claim:

1. A cracker can, comprising a body having hinge bearings in a wall thereof and spaced apart, a cover having curled flange sections arranged between said hinge bearings, and a longitudinally movable hinge part permanently mounted to slide in either direction in said flange sections and adapted to be removably inserted alternately in said bearings to form a hinge connection.

2. A cracker can, comprising a body having hinge bearings in a wall thereof, and a cover having a longitudinally movable hinge part arranged between said bearings and adapted to be removably inserted in said bearings to form a hinge connection, said hinge part being reciprocable and arrangeable in successive positions, first permitting the cover to be positioned upon the body with said part passing through one of said bearings and then to be passed into the other bearing of the cover hingedly securing it in place.

3. A cracker can, comprising a body having hinge bearings in a wall thereof, and a cover having a longitudinally movable hinge part adapted to be reciprocated and removably inserted in said bearings to form a hinge connection and being reciprocable for detachment of the cover, said cover having a flange curled at the edge to provide a permanent bearing for said hinge part adapted to co-operate with said body bearing when the cover is in assembled position, to hold the hinge part in hinge-forming position.

4. A cracker can, comprising a body having oppositely disposed adjacent bead sections in a wall thereof providing spaced bearing apertures, and a cover having a pintle slidably mounted therein and adapted to be reciprocated and thereby have its opposite ends successively inserted in said apertures as the cover is being assembled to form a removable hinge connection.

5. A cracker can, comprising a body having spaced bearing apertures opening transversely in a wall thereof, and a flanged cover having a pintle slidably mounted in a flange section thereof and reciprocable and engageable in said apertures successively as the cover is brought to assembled position.

6. A cracker can, comprising a body having spaced bearing apertures opening transversely in a wall thereof, and a channel section between said apertures, a cover having a curled flange section adapted to be disposed in said channel and to register with said apertures, and a pintle slidably secured in said curled flange section and engageable successively in said apertures to form a removable hinge connection.

7. A cracker can, comprising a body having spaced bearing apertures opening transversely in a wall thereof, and a channel section between said apertures, a cover having a curled flange section adapted to be disposed in said channel and to register with said apertures, and a pintle slidably secured in said curled flange section and engageable successively in said apertures to form a removable hinge connection, said flange section having a recess past its center and said pintle having a projection disposed in said recess and limiting the sliding movement of the pintle whereby the latter when its movement is limited in one direction has an end thereof drawn into said curled flange to leave a space to permit positioning of the cover and when its movement is limited in the other direction has both ends protruding and securing the cover in hinged relation.

8. A cracker can, comprising a body and a set of interchangeable covers adapted to be hingedly secured to and removed from said body at will, said body having spaced-apart pintle bearings, and each of said covers having curled flange sections adapted to be placed between said bearings and a pintle slidable in both directions in said flange sections and engageable first with one of said bearings and then with both of said bearings.

9. The combination of a cracker can and a removable cover, said cover and body being each formed at one side only with a pair of bearing elements adapted to receive a sliding pintle, and said pintle reciprocable in said bearing elements to permit the application of the cover and to be adjusted longitudinally to form a hinge therefor, said bearing elements being formed to leave an intermediate space at which the pintle can be manipulated.

10. A hinge cover container, comprising a body having oppositely disposed hinge pintle receiving pockets in a wall thereof and a flanged cover having a pintle slidably mounted in a flange section thereof and adapted to be inserted first in one of said pockets and then reciprocated in the opposite direction into the other said pockets.

11. A hinge cover container comprising a body having spaced pintle receiving portions

and a flanged cover having a pintle slidably mounted in a flange section thereof and means for bodily shifting said pintle in two opposite directions to insert one end of said pintle in a pintle receiving portion of the box.

12. A hinge cover container comprising a body having spaced pintle receiving portions and a flanged cover having a pintle slidably mounted in a flange section thereof, said pintle having laterally extending means for imparting movement to the pintle in two directions to insert both ends of the pintle in pintle receiving portions of the box.

AUGUST PITTELKOW.