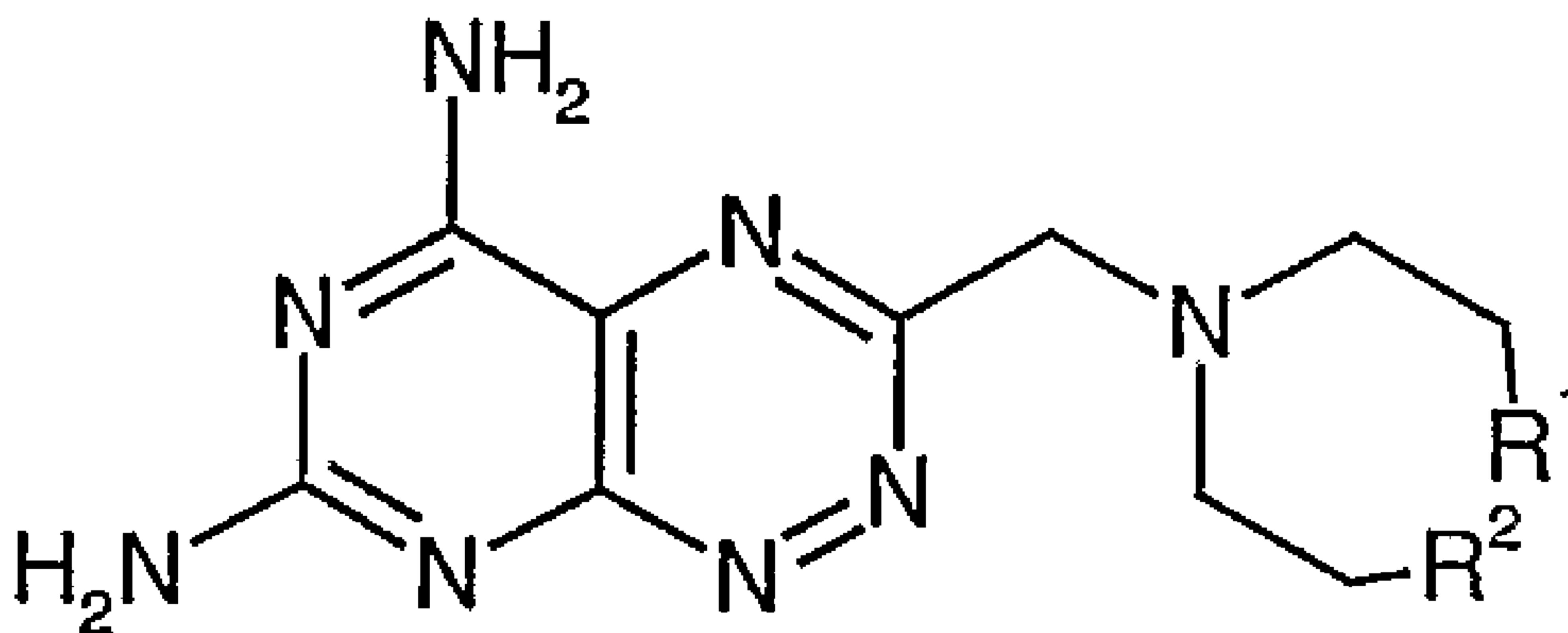




(86) Date de dépôt PCT/PCT Filing Date: 2002/12/27
(87) Date publication PCT/PCT Publication Date: 2003/07/10
(85) Entrée phase nationale/National Entry: 2004/06/25
(86) N° demande PCT/PCT Application No.: EP 2002/014771
(87) N° publication PCT/PCT Publication No.: 2003/055883
(30) Priorités/Priorities: 2001/12/27 (60/343,937) US;
2002/07/26 (60/399,110) US

(51) Cl.Int.⁷/Int.Cl.⁷ C07D 487/04, A61K 31/53, A61P 3/10
(71) Demandeur/Applicant:
F. HOFFMANN-LA ROCHE AG, CH
(72) Inventeurs/Inventors:
GUERTIN, KEVIN RICHARD, US;
SETTI, LINA QUATTROCCHIO, US
(74) Agent: GOWLING LAFLEUR HENDERSON LLP

(54) Titre : PYRIMIDOTRIAZINES UTILISEES EN TANT QU'INHIBITEURS DE LA PHOSPHATASE
(54) Title: PYRIMIDOTRIAZINES AS PHOSPHATASE INHIBITORS



(57) Abrégé/Abstract:

The invention relates to compounds of formula wherein R¹ and R² are defined as in claim 1 and which are useful for the production of medicaments.

(12) INTERNATIONAL APPLICATION PUBLISHED UNDER THE PATENT COOPERATION TREATY (PCT)

(19) World Intellectual Property Organization
International Bureau(43) International Publication Date
10 July 2003 (10.07.2003)

PCT

(10) International Publication Number
WO 03/055883 A1(51) International Patent Classification⁷: C07D 487/04,
A61K 31/53, A61P 3/10

(21) International Application Number: PCT/EP02/14771

(22) International Filing Date:
27 December 2002 (27.12.2002)

(25) Filing Language: English

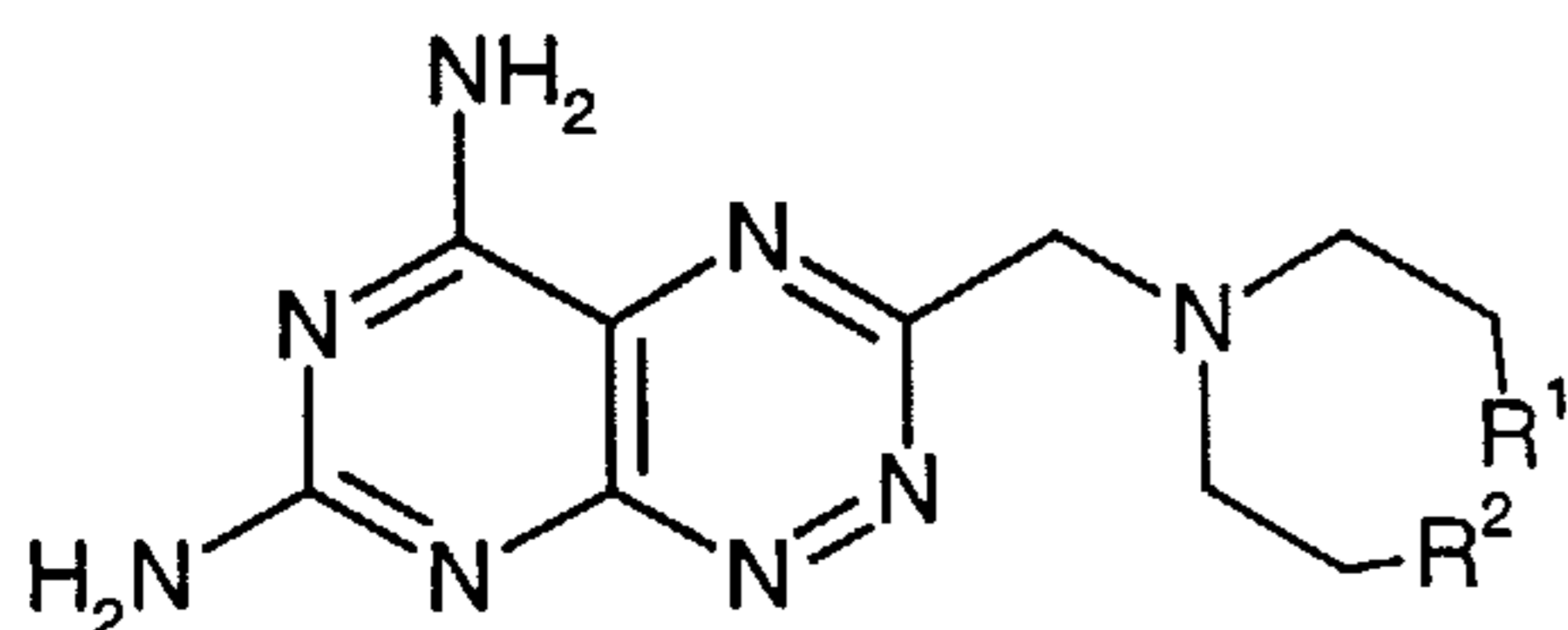
(26) Publication Language: English

(30) Priority Data:
60/343,937 27 December 2001 (27.12.2001) US
60/399,110 26 July 2002 (26.07.2002) US(81) Designated States (*national*): AE, AG, AL, AM, AT, AU, AZ, BA, BB, BG, BR, BY, BZ, CA, CH, CN, CO, CR, CU, CZ, DE, DK, DM, DZ, EC, EE, ES, FI, GB, GD, GE, GH, GM, HR, HU, ID, IL, IN, IS, JP, KE, KG, KP, KR, KZ, LC, LK, LR, LS, LT, LU, LV, MA, MD, MG, MK, MN, MW, MX, MZ, NO, NZ, OM, PH, PL, PT, RO, RU, SD, SE, SG, SK, SL, TJ, TM, TN, TR, TT, TZ, UA, UG, UZ, VN, YU, ZA, ZM, ZW.(84) Designated States (*regional*): ARIPO patent (GH, GM, KE, LS, MW, MZ, SD, SL, SZ, TZ, UG, ZM, ZW), Eurasian patent (AM, AZ, BY, KG, KZ, MD, RU, TJ, TM), European patent (AT, BE, BG, CH, CY, CZ, DE, DK, EE, ES, FI, FR, GB, GR, IE, IT, LU, MC, NL, PT, SE, SI, SK, TR), OAPI patent (BF, BJ, CF, CG, CI, CM, GA, GN, GQ, GW, ML, MR, NE, SN, TD, TG).(71) Applicant: F. HOFFMANN-LA ROCHE AG [CH/CH];
Grenzacherstrasse 124, CH-4070 Basle (CH).**Published:**
— with international search report(72) Inventors: GUERTIN, Kevin, Richard; Apt. 20, 14
Wedgewood Drive, Verona, NJ 07044 (US). SETTI, Lina,
Quattrocchio; 804 North Delaware Street, San Mateo, CA
94401 (US).

For two-letter codes and other abbreviations, refer to the "Guidance Notes on Codes and Abbreviations" appearing at the beginning of each regular issue of the PCT Gazette.

(74) Agent: WASCHBUESCH, Klaus; Grenzacherstrasse
124, CH-4070 Basle (CH).

(54) Title: PYRIMIDOTRIAZINES AS PHOSPHATASE INHIBITORS

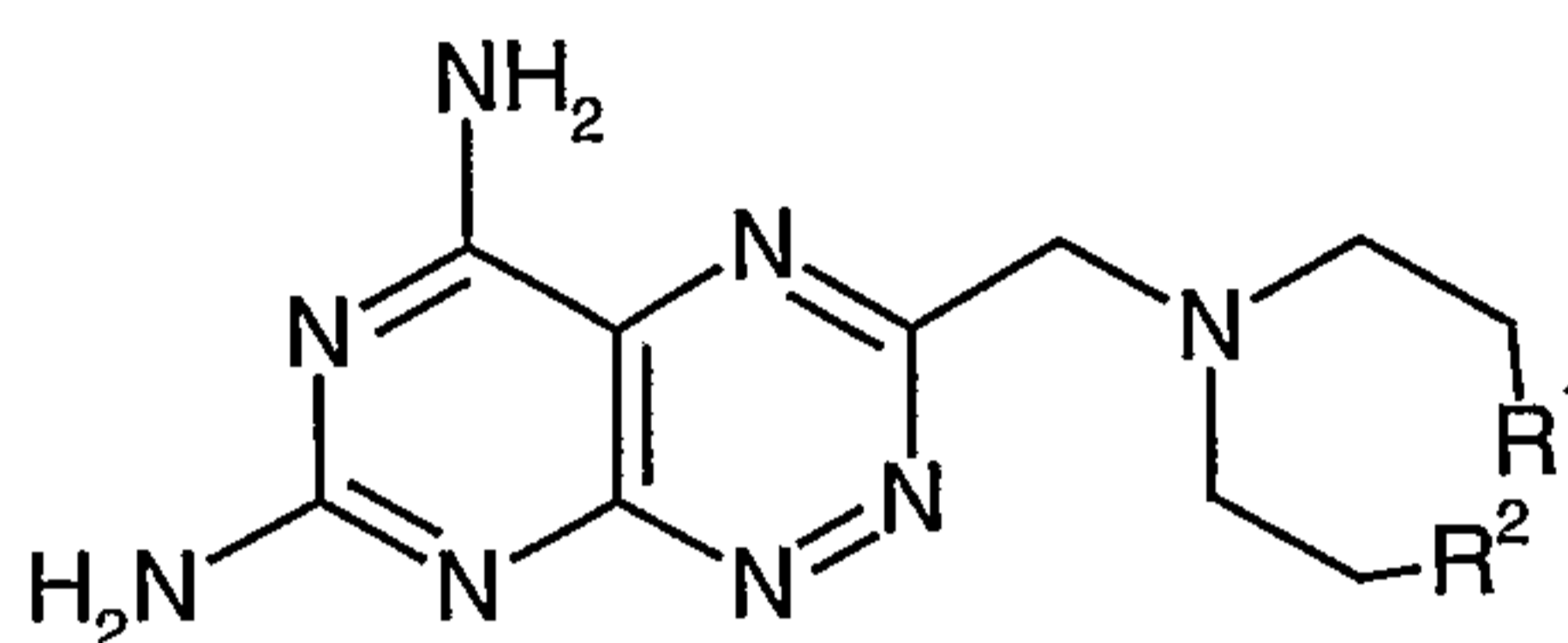
(57) Abstract: The invention relates to compounds of formula wherein R¹ and R² are defined as in claim 1 and which are useful for the production of medicaments.

WO 03/055883 A1

PYRIMIDOTRIAZINES AS PHOSPHATASE INHIBITORS

The invention relates to pyrimido[5,4-e][1,2,4]triazine-5,7-diamine compounds which are useful for inhibiting protein tyrosine phosphatases, particularly PTP1B.

The invention relates particularly to compounds according to formula



I

wherein

R^1 and R^2 are individually selected from the group consisting of hydrogen, or

R^1 and R^2 together form a bond, $-CH_2-$, $-O-$, $-NH-$ or $-N-R^3$,

10 R^3 is lower alkyl or $-CH_2-Ar$, and

Ar is selected from the group consisting of unsubstituted phenyl; unsubstituted naphthyl; phenyl mono- or bi-substituted with lower alkyl, lower alkoxy, aryl, cycloalkyl, lower alkyl-aryl, lower alkoxy-aryl, lower alkyl-cycloalkyl, lower alkoxy-cycloalkyl, halo, cyano or trifluoromethyl; and naphthyl mono- or bi-substituted with lower alkyl, lower alkoxy,
15 aryl, cycloalkyl, lower alkyl-aryl, lower alkoxy-aryl, lower alkyl-cycloalkyl, lower alkoxy-cycloalkyl or halo;

or pharmaceutically acceptable salts thereof.

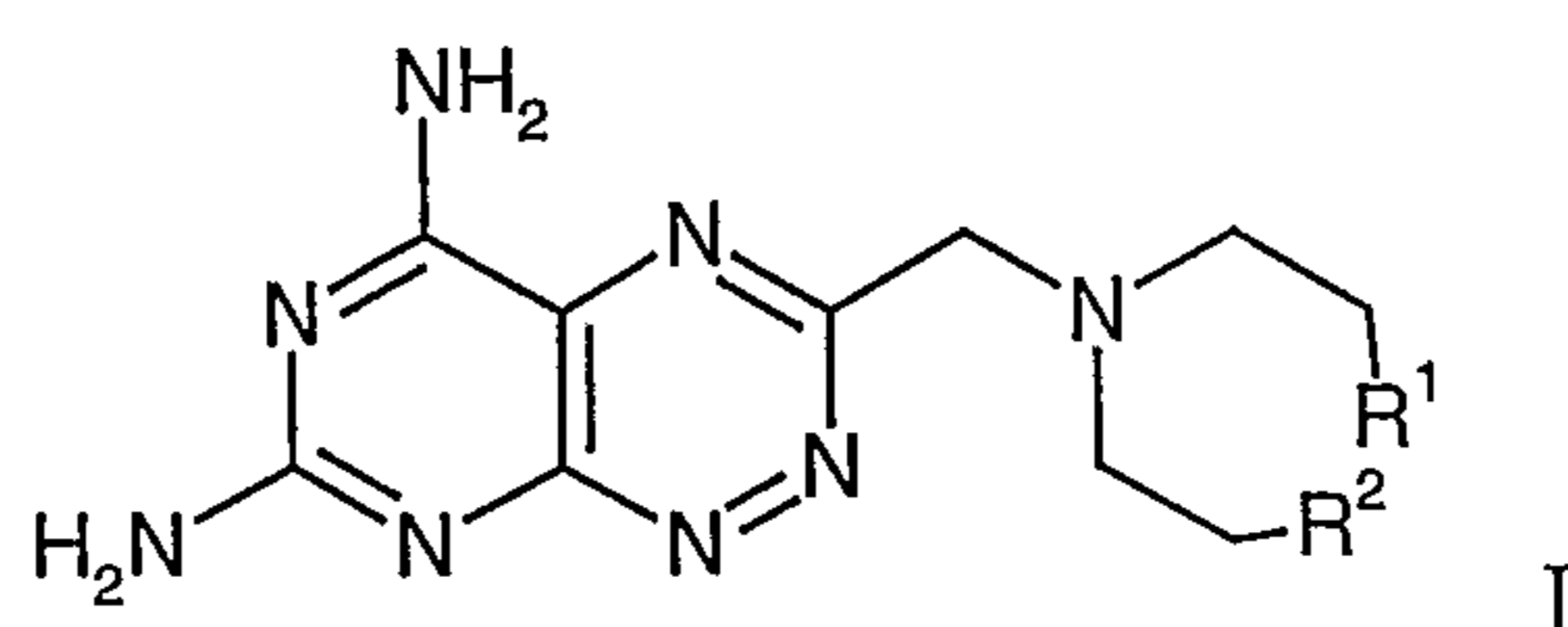
Protein tyrosine phosphatases (PTPases) are key enzymes in the processes that regulate cell growth and differentiation. The inhibition of these enzymes can play a role
20 in the modulation of multiple signaling pathways in which tyrosine phosphorylation

- 2 -

dephosphorylation plays a role. PTP1B is a particular protein tyrosine phosphatase that is often used as a prototypical member of that class of enzymes.

PTPase inhibitors are recognized as potential therapeutic agents for the treatment of diabetes. See, e.g. Moeller et al., 3(5):527-40, *Current Opinion in Drug Discovery and Development*, 2000; or Zhang, Zhong-Yin, 5:416-23, *Current Opinion in Chemical Biology*, 2001.

It has been discovered that compounds of the formula:



10

and the pharmaceutically acceptable salts thereof, wherein R¹ and R² are as defined below, inhibit protein tyrosine phosphatases, particularly PTP1B and so would be useful for lowering blood glucose concentrations in mammals.

As used in the specification, the term "lower alkyl", alone or in combination, means a straight-chain or branched-chain alkyl group containing a maximum of six carbon atoms, such as methyl, ethyl, n-propyl, isopropyl, n-butyl, sec-butyl, isobutyl, tert-butyl, n-pentyl, n-hexyl and the like. Lower alkyl groups may be unsubstituted or substituted by one or more groups selected independently from cycloalkyl, nitro, aryloxy, aryl, hydroxy, halogen, cyano, lower alkoxy, lower alkanoyl, lower alkylthio, lower alkyl sulfinyl, lower alkyl sulfonyl and substituted amino. Examples of substituted lower alkyl groups include 2-hydroxyethyl, 3-oxobutyl, cyanomethyl and 2-nitropropyl.

The term "cycloalkyl" means an unsubstituted or substituted 3- to 7-membered carbocyclic ring. Substituents useful in accordance with the present invention are hydroxy, halogen, cyano, lower alkoxy, lower alkanoyl, lower alkyl, aroyl, lower alkylthio, lower alkyl sulfinyl, lower alkyl sulfonyl, aryl, heteroaryl and substituted amino.

25

The term "lower alkoxy" means a straight-chain or branched-chain alkoxy group containing a maximum of six carbon atoms, such as methoxy, ethoxy, n-propoxy, isopropoxy, n-butoxy, tert-butoxy and the like.

The term "lower alkylthio" means a lower alkyl group bonded through a divalent sulfur atom, for example, a methyl mercapto or a isopropyl mercapto group.

The term "aryl" means a mono- or bicyclic aromatic group, such as phenyl or naphthyl, which is unsubstituted or substituted by conventional substituent groups. Preferred substituents are lower alkyl, lower alkoxy, hydroxy lower alkyl, hydroxy, hydroxyalkoxy, halogen, lower alkylthio, lower alkylsulfinyl, lower alkylsulfonyl, cyano, nitro, perfluoroalkyl, alkanyoyl, aroyl, aryl alkynyl, lower alkynyl and lower alkanoylamino. The especially preferred substituents are lower alkyl, lower alkoxy, hydroxy, halogen, cyano and perfluoro lower alkyl. Examples of aryl groups that may be used in accordance with this invention are phenyl, p-tolyl, p-methoxyphenyl, p-chlorophenyl, m-hydroxy phenyl, m-methylthiophenyl, 2-methyl-5-nitrophenyl, 2,6-dichlorophenyl, 1-naphthyl and the like.

The term "lower alkyl-aryl" means a lower alkyl group as hereinbefore defined in which one or more hydrogen atoms is/are replaced by an aryl group as hereinbefore defined. Any conventional lower alkyl-aryl may be used in accordance with this invention, such as benzyl and the like.

The term "lower alkoxy-aryl" means a lower alkoxy group as hereinbefore defined in which one or more hydrogen atoms is/are replaced by an aryl group as hereinbefore defined. Any conventional lower alkoxy-aryl may be used in accordance with this invention, such as benzyloxy.

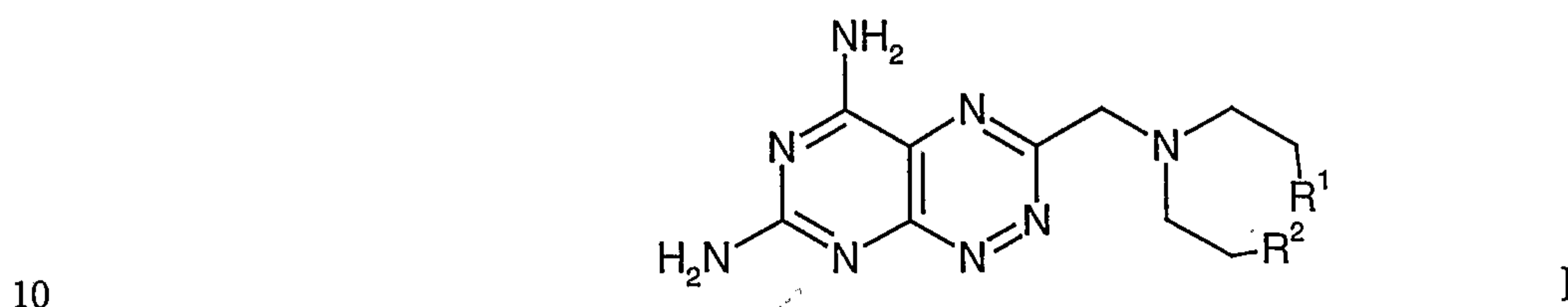
The term "lower alkoxy-carbonyl" means a lower alkoxy group bonded via a carbonyl group. Examples of alkoxy-carbonyl groups are ethoxycarbonyl and the like.

The term "pharmaceutically acceptable salts" refers to conventional acid-addition salts or base-addition salts that retain the biological effectiveness and properties of the compounds of formula I and are formed from suitable non-toxic organic or inorganic acids or organic or inorganic bases. Sample acid-addition salts include those derived from inorganic acids such as hydrochloric acid, hydrobromic acid, hydroiodic acid, sulfuric acid, sulfamic acid, phosphoric acid and nitric acid, and those derived from organic acids such as p-toluenesulfonic acid, salicylic acid, methanesulfonic acid, oxalic acid, succinic acid, citric acid, malic acid, lactic acid, fumaric acid, and the like. Sample

- 4 -

base-addition salts include those derived from ammonium, potassium, sodium and, quaternary ammonium hydroxides, such as for example, tetramethylammonium hydroxide. The chemical modification of a pharmaceutical compound (i.e. drug) into a salt is a technique well known to pharmaceutical chemists to obtain improved physical and chemical stability, hygroscopicity, flowability and solubility of compounds. See, e.g.,
 5 H. Ansel et. al., *Pharmaceutical Dosage Forms and Drug Delivery Systems* (6th Ed. 1995) at pp. 196 and 1456-1457.

The present invention comprises compounds of the formula I:



and the pharmaceutically acceptable salts thereof. In accordance with the invention,

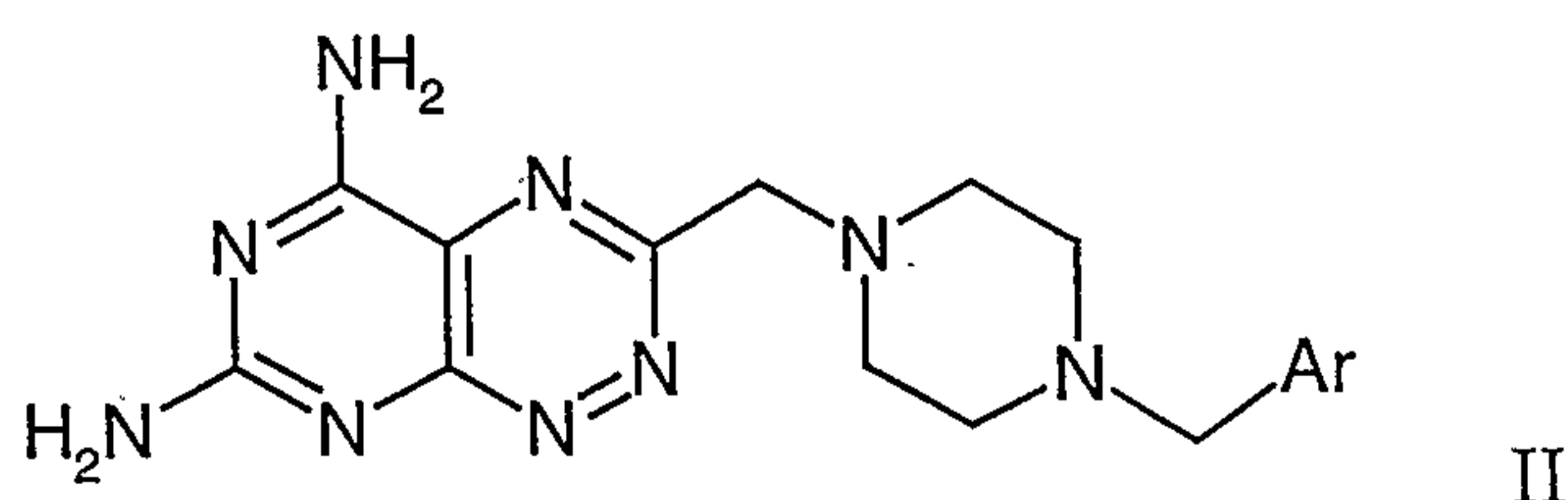
R^1 and R^2 are individually selected from the group consisting of hydrogen, or

R^1 and R^2 together form a bond, $-CH_2-$, $-O-$, $-NH-$ or $-N-R^3$,

R^3 is lower alkyl or $-CH_2-Ar$, and

15 Ar is selected from the group consisting of unsubstituted phenyl; unsubstituted naphthyl; phenyl mono- or bi-substituted with lower alkyl, lower alkoxy, aryl, cycloalkyl, lower alkyl-aryl, lower alkoxy-aryl, lower alkyl-cycloalkyl, lower alkoxy-cycloalkyl, halo, cyano or trifluoromethyl; and naphthyl mono- or bi-substituted with lower alkyl, lower alkoxy, aryl, cycloalkyl, lower alkyl-aryl, lower alkoxy-aryl, lower alkyl-cycloalkyl, lower alkoxy-
 20 cycloalkyl or halo.

Among the compounds of formula I, preferred compounds are those of formula II:



- 5 -

where Ar is selected from the group consisting of unsubstituted phenyl; unsubstituted naphthyl; phenyl mono- or bi-substituted with lower alkyl, lower alkoxy, aryl, cycloalkyl, lower alkyl-aryl, lower alkoxy-aryl, lower alkyl-cycloalkyl, lower alkoxy-cycloalkyl, halo, cyano or trifluoromethyl; and naphthyl mono- or bi-substituted with lower alkyl, lower alkoxy, aryl, cycloalkyl, lower alkyl-aryl, lower alkoxy-aryl, lower alkyl-cycloalkyl, lower alkoxy-cylcoalkyl or halo.

In one preferred embodiment of the compounds of formula II, Ar is unsubstituted phenyl or unsubstituted naphthyl.

In another preferred embodiment of the compounds of formula II, Ar is phenyl mono-substituted with lower alkyl, lower alkoxy, aryl, cycloalkyl, lower alkyl-aryl, lower alkoxy-aryl, halo, cyano or trifluoromethyl.

In yet another preferred embodiment of the compounds of formula II, Ar is phenyl mono-substituted with lower alkyl, lower alkoxy, halo, cyano or trifluoromethyl.

In still another preferred embodiment of the compounds of formula II, Ar is phenyl bi-substituted with lower alkyl, lower alkoxy, halo or cyano.

In a further preferred embodiment of the compounds of formula II, Ar is naphthyl mono-substituted with lower alkyl, lower alkoxy, lower alkyl-aryl, lower alkoxy-aryl or halo.

In yet a further preferred embodiment of the compounds of formula II, Ar is naphthyl mono-substituted with lower alkyl, lower alkoxy or halo.

In still a further preferred embodiment of the compounds of formula II, Ar is naphthyl bi-substituted with lower alkyl, lower alkoxy or halo.

The compounds of the invention can exist as stereoisomers, particularly enantiomers and diastereomers, all of which are encompassed within the scope of the present invention.

Preferred compounds of the invention are selected from

1. 3-piperazin-1-ylmethyl-pyrimido[5,4-e][1,2,4]triazine-5,7-diamine;
2. 3-diethylaminomethyl-pyrimido[5,4-e][1,2,4]triazine-5,7-diamine;

- 6 -

3. 3-pyrrolidin-1-ylmethyl-pyrimido[5,4-e][1,2,4]triazine-5,7-diamine;
4. 3-piperidin-1-ylmethyl-pyrimido[5,4-e][1,2,4]triazine-5,7-diamine;
5. 3-morpholin-4-ylmethyl-pyrimido[5,4-e][1,2,4]triazine-5,7-diamine;
6. 3-(4-methyl-piperazin-1-ylmethyl)-pyrimido[5,4-e][1,2,4]triazine-5,7-diamine;
- 5 7. 3-(4-benzyl-piperazin-1-ylmethyl)-pyrimido[5,4-e][1,2,4]triazine-5,7-diamine;
8. 3-(4-naphthalen-2-ylmethyl-piperazin-1-ylmethyl)-pyrimido[5,4-e][1,2,4]triazine-5,7-diamine;
9. 3-(4-naphthalen-1-ylmethyl-piperazin-1-ylmethyl)-pyrimido[5,4-e][1,2,4]triazine-5,7-diamine;
- 10 10. 3-(4-biphenyl-4-ylmethyl-piperazin-1-ylmethyl)-pyrimido[5,4-e][1,2,4]triazine-5,7-diamine;
11. 3-[4-(2-chloro-benzyl)-piperazin-1-ylmethyl]-pyrimido[5,4-e][1,2,4]triazine-5,7-diamine;
12. 3-[4-(3-chloro-benzyl)-piperazin-1-ylmethyl]-pyrimido[5,4-e][1,2,4]triazine-5,7-diamine;
- 15 13. 3-[4-(4-chloro-benzyl)-piperazin-1-ylmethyl]-pyrimido[5,4-e][1,2,4]triazine-5,7-diamine;
14. 3-[4-(3-methoxy-benzyl)-piperazin-1-ylmethyl]-pyrimido[5,4-e][1,2,4]triazine-5,7-diamine;
- 20 15. 3-[4-(3-fluoro-benzyl)-piperazin-1-ylmethyl]-pyrimido[5,4-e][1,2,4]triazine-5,7-diamine;
16. 3-[4-(3-trifluoromethyl-benzyl)-piperazin-1-ylmethyl]-pyrimido[5,4-e][1,2,4]triazine-5,7-diamine;
17. 3-[4-(4-trifluoromethyl-benzyl)-piperazin-1-ylmethyl]-pyrimido[5,4-e][1,2,4]triazine-5,7-diamine;
- 25 18. 3-[4-(3-bromo-benzyl)-piperazin-1-ylmethyl]-pyrimido[5,4-e][1,2,4]triazine-5,7-diamine;

- 7 -

19. 3-[4-(3-cyano-benzyl)-piperazin-1-ylmethyl]-pyrimido[5,4-e][1,2,4]triazine-5,7-diamine;
20. 3-[4-(2,4-dimethyl-benzyl)-piperazin-1-ylmethyl]-pyrimido[5,4-e][1,2,4]triazine-5,7-diamine;
- 5 21. 3-[4-(4-ethyl-2-methyl-naphthalen-1-ylmethyl)-piperazin-1-ylmethyl]-pyrimido[5,4-e][1,2,4]triazine-5,7-diamine; and
22. 3-[4-(4-benzyloxy-benzyl)-piperazin-1-ylmethyl]-pyrimido[5,4-e][1,2,4]triazine-5,7-diamine.

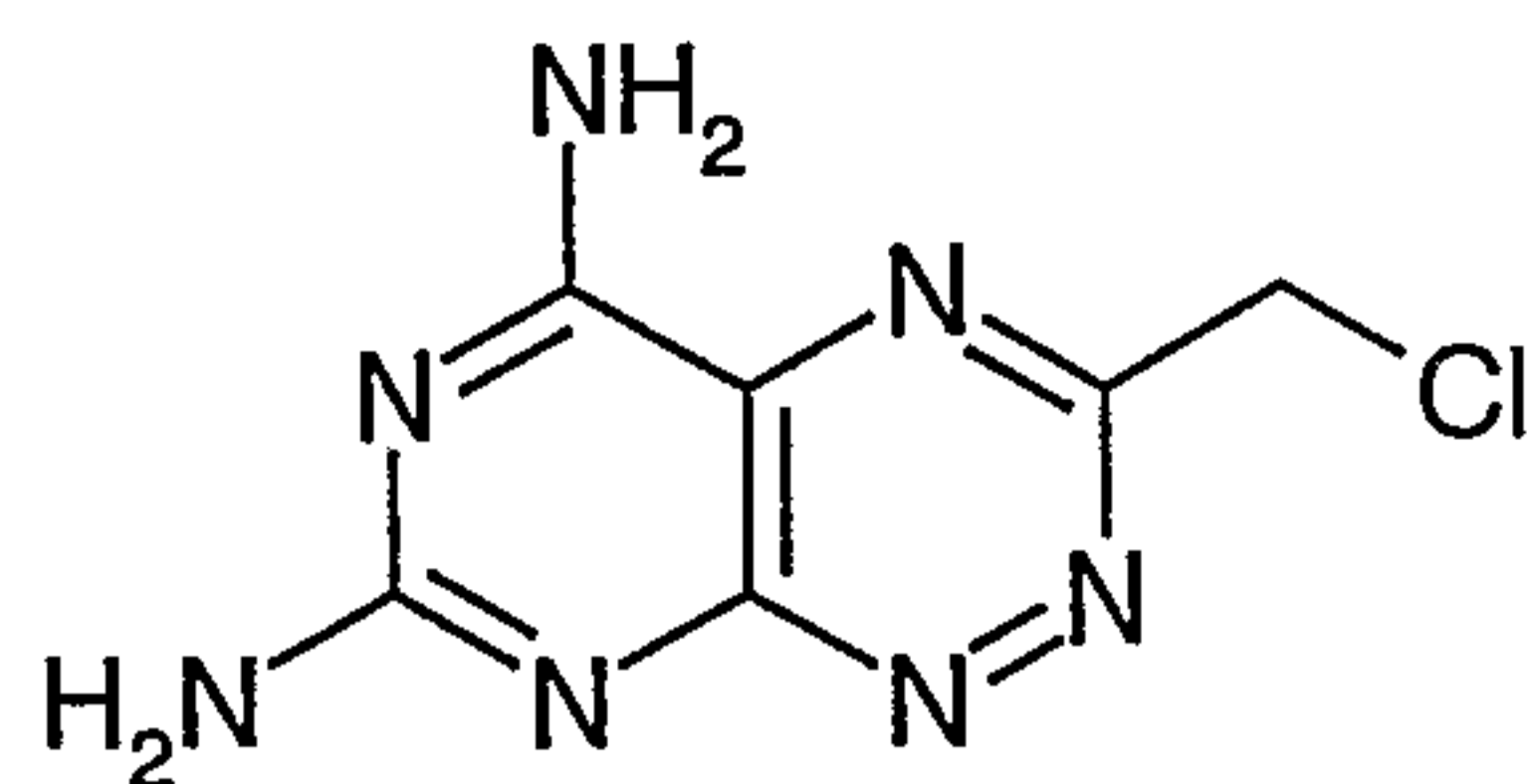
10 Particularly preferred compounds of the invention are selected from

- 3-diethylaminomethyl-pyrimido[5,4-e][1,2,4]triazine-5,7-diamine;
- 3-(4-benzyl-piperazin-1-ylmethyl)-pyrimido[5,4-e][1,2,4]triazine-5,7-diamine;
- 3-(4-naphthalen-2-ylmethyl-piperazin-1-ylmethyl)-pyrimido[5,4-e][1,2,4]triazine-5,7-diamine;
- 15 3-(4-naphthalen-1-ylmethyl-piperazin-1-ylmethyl)-pyrimido[5,4-e][1,2,4]triazine-5,7-diamine;
- 3-(4-biphenyl-4-ylmethyl-piperazin-1-ylmethyl)-pyrimido[5,4-e][1,2,4]triazine-5,7-diamine;
- 20 3-[4-(2,4-dimethyl-benzyl)-piperazin-1-ylmethyl]-pyrimido[5,4-e][1,2,4]triazine-5,7-diamine;
- 3-[4-(4-ethyl-2-methyl-naphthalen-1-ylmethyl)-piperazin-1-ylmethyl]-pyrimido[5,4-e][1,2,4]triazine-5,7-diamine; and
- 3-[4-(4-benzyloxy-benzyl)-piperazin-1-ylmethyl]-pyrimido[5,4-e][1,2,4]triazine-5,7-diamine.

25

Further preferred is a process for the preparation of compounds according to formula I comprising the reaction of a compound according to formula 3

- 8 -



3

in the presence of a compound of the formula R_4NHR_5 , wherein R^4 is $-CH_2CH_2R_1$ and R^5 is $-CH_2CH_2R_2$, and R^1 and R^2 are defined as before.

Also preferred are the compounds according to formula I for use as therapeutically
5 active substance.

Further preferred are the compounds of formula I for the preparation of medicaments for the prophylaxis and/or therapy of diabetes.

Another preferred aspect of the invention is the pharmaceutical composition comprising a compound of formula I and a therapeutically inert carrier.

10 A further preferred embodiment of the invention is the compound according to formula I, when manufactured according to a process mentioned before.

Further preferred is the method for the treatment and/or prophylaxis of diseases which are related to the blood glucose level which method comprises administering an effective amount of a compound of formula I. Particularly preferred is this method for
15 treatment, wherein the disease is diabetes.

The compounds of the invention inhibit PTP1B *in vitro* and have been shown to lower blood glucose levels *in vivo*. Thus, the compounds of the present invention are useful for the treatment of diabetes.

20 The compounds of the invention can be administered orally, rectally, or parentally, e.g. intravenously, intramuscularly, subcutaneously, intrathecally or transdermally; or sublingually, or as ophthalmological preparations. Capsules, tablets, suspensions or solutions for oral administration, suppositories, injection solutions, eye drops, salves or spray solutions are examples of administration forms.

25 Intravenous, intramuscular, oral or inhalation administration are preferred forms of use. The dosages in which the compounds of the invention are administered in

- 9 -

effective amount depends on the nature of the specific active ingredient, the age and requirements of the patient and the mode of administration. Dosages may be determined by any conventional means, e.g., by dose-limiting clinical trials. In general, dosages of about 0.1 to 100 mg/kg body weight per day are preferred, with dosages of 1-
5 25 mg/kg per day being particularly preferred.

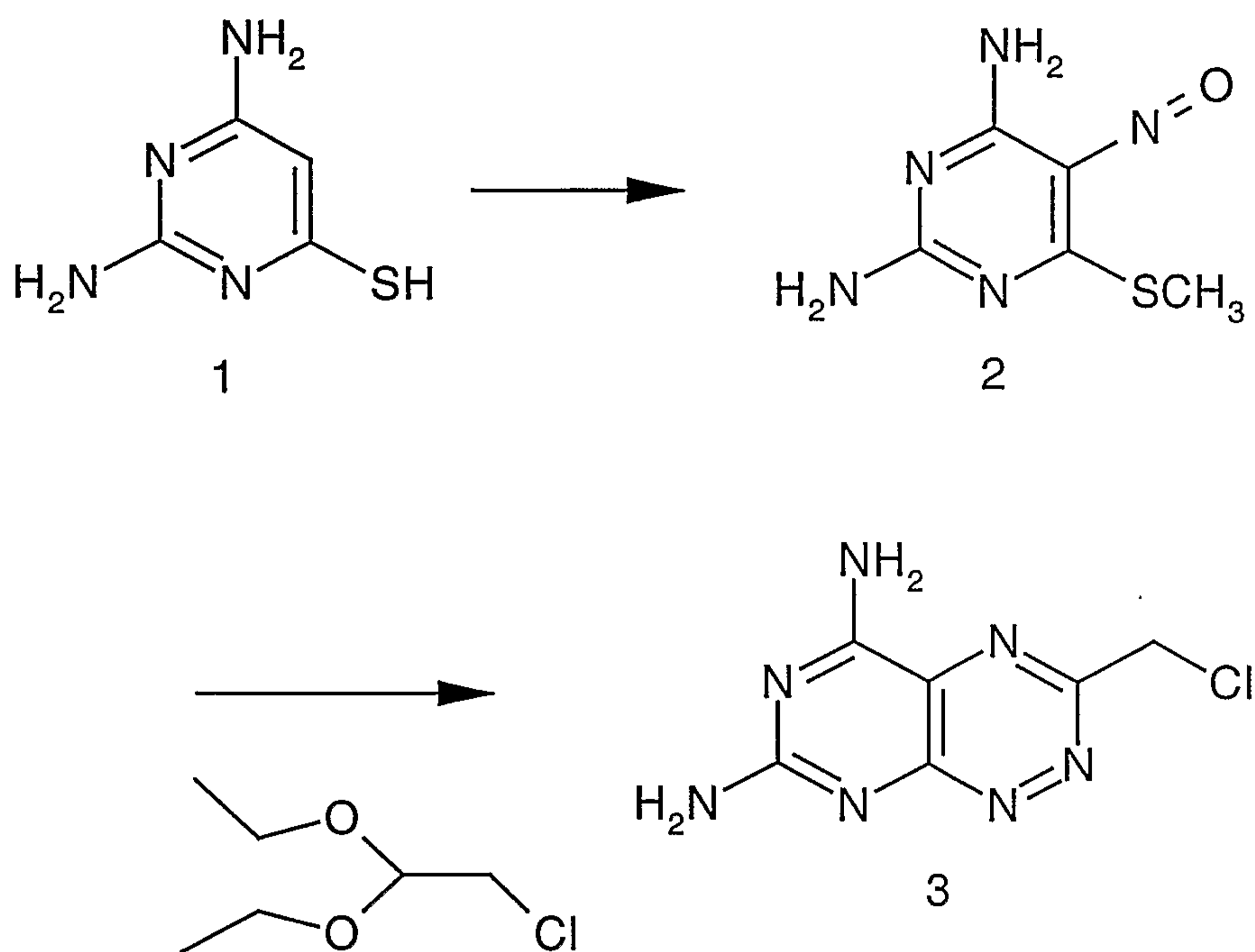
The invention further comprises pharmaceutical compositions which contain a pharmaceutically effective amount of a compound of the invention and a pharmaceutically acceptable carrier. Such compositions may be formulated by any conventional means. Tablets or granulates can contain a series of binders, fillers, carriers
10 or diluents. Liquid compositions can be, for example, in the form of a sterile water-miscible solution. Capsules can contain a filler or thickener in addition to the active ingredient. Furthermore, flavor-improving additives as well as substances usually used as preserving, stabilizing, moisture-retaining and emulsifying agents as well as salts for varying the osmotic pressure, buffers and other additives can also be present.

15 The previously mentioned carrier materials and diluents can comprise any conventional pharmaceutically acceptable organic or inorganic substances, e.g., water, gelatine, lactose, starch, magnesium stearate, talc, gum arabic, polyalkylene glycols and the like.

Oral unit dosage forms, such as tablets and capsules, preferably contain from 25 mg
20 to 1000 mg of a compound of the invention. The compounds of the invention may be prepared by any conventional means. A particular method is described in the following Schemes 1 through 3.

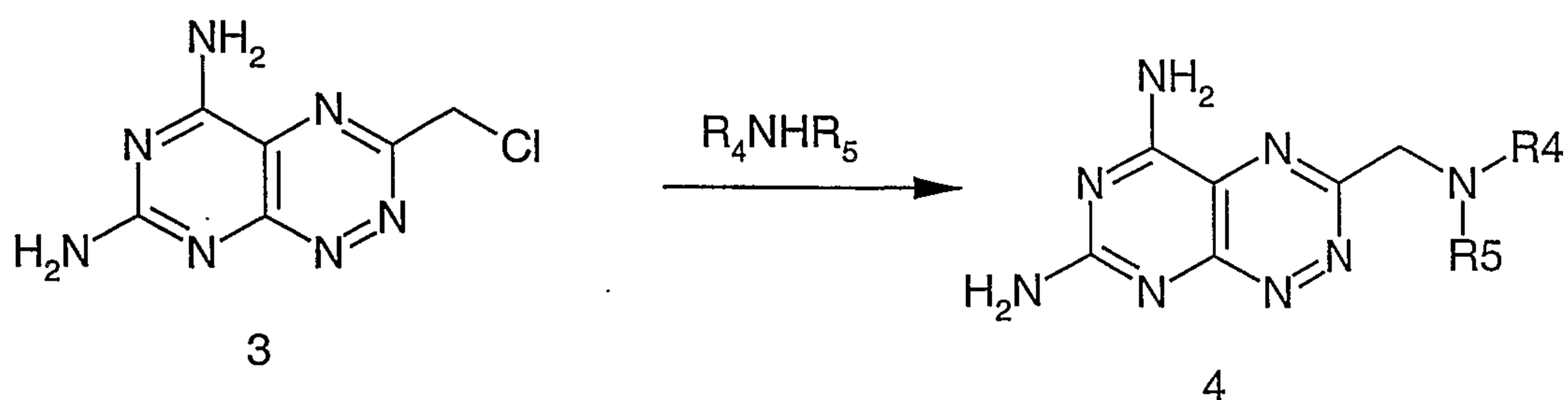
- 10 -

SCHEME 1



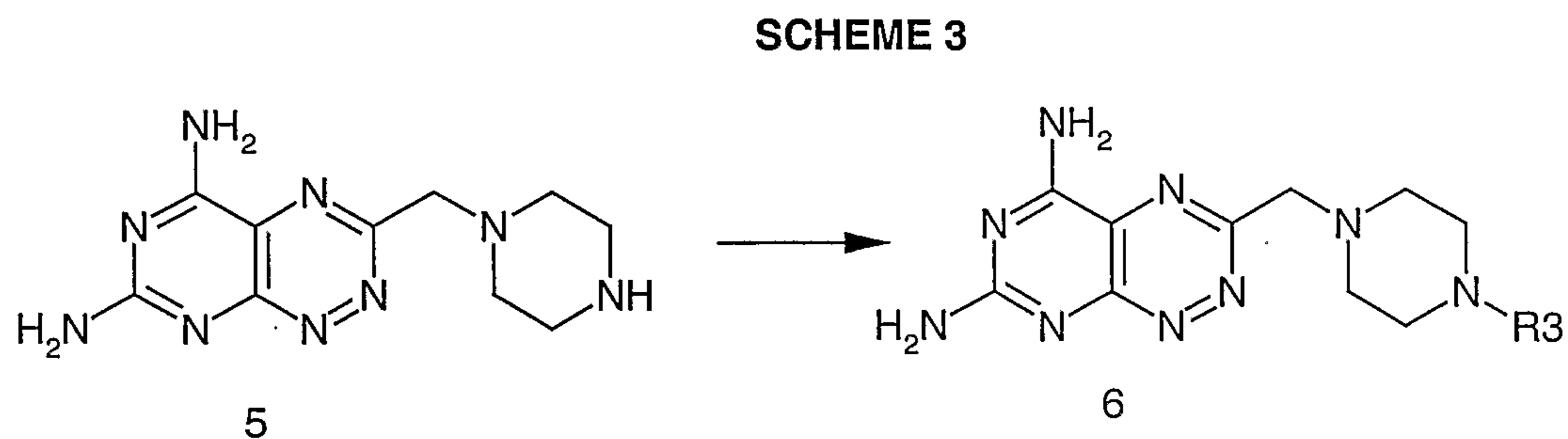
The intermediate chloromethyl compound 3 is prepared from commercially available 2,4-diamino-2-mercaptopyrimidine hemisulfate 1 as outlined in Scheme 1. S-
 5 methylation of 1 (e.g., using sodium hydroxide and methyl iodide) followed by nitrosylation under standard conditions (e.g., using sodium nitrate with acetic acid at about 50° C) provides the intermediate aryl nitrosyl derivative 2. Displacement of the thiomethyl group of 2 with hydrazine in a suitable solvent such as dimethylformamide at room temperature followed by condensation with commercially available
 10 chloromethylacetaldehyde diethyl acetal under acidic conditions (e.g., HCl) with heating (e.g., about 85° C) affords the chloromethyl derivative 3.

SCHEME 2



- 11 -

The chloromethyl derivative 3 may then be reacted with a variety of known amines in a suitable solvent such as ethanol with heating (e.g., at about 80-100° C) to provide the corresponding aminomethyl derivatives 4 as outlined in Scheme 2. For amines R⁴NR⁵ of Scheme 2, R⁴ is -CH₂CH₂R₁ and R⁵ is -CH₂CH₂R₂, and R¹ and R² are as previously defined.

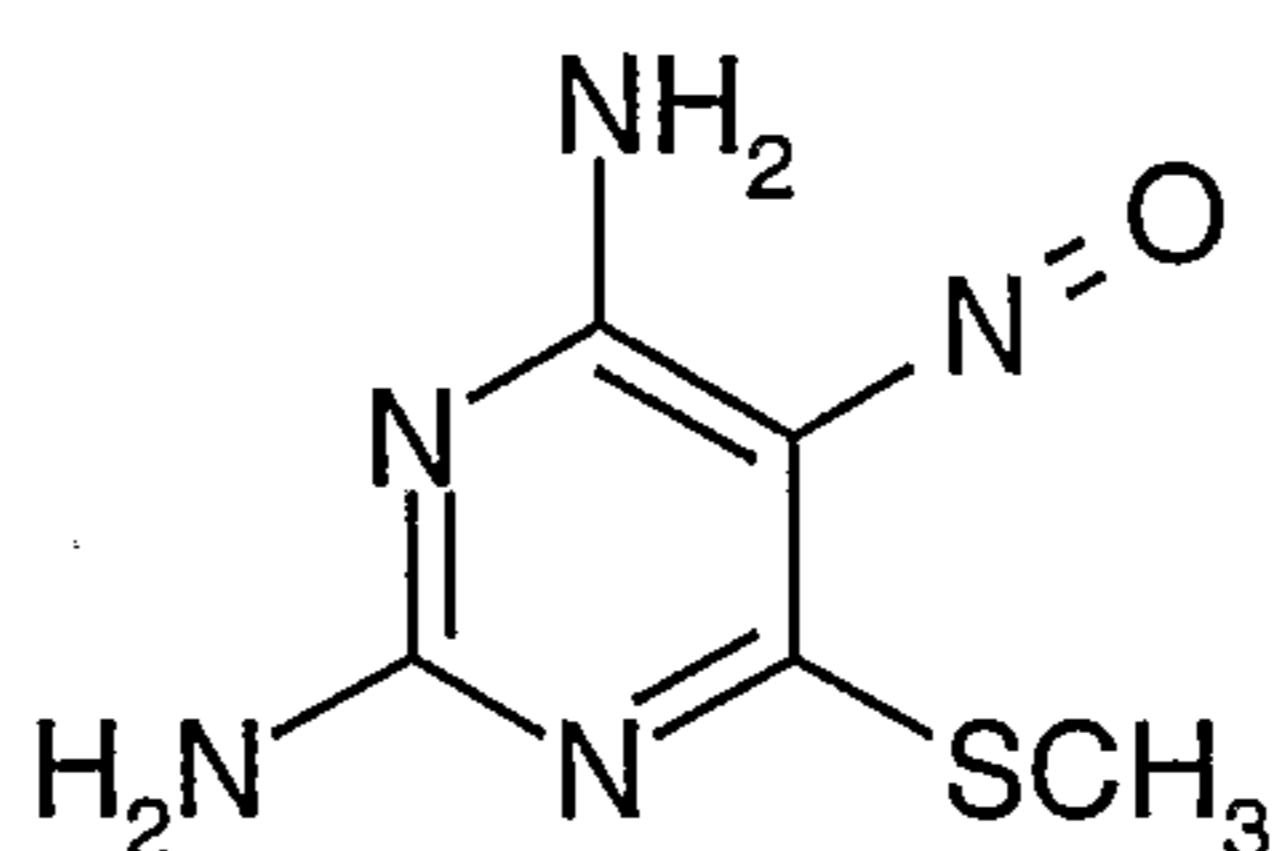


The piperazine derivative 5 (e.g., derivative 4 where R⁴ and R⁵ together form a -CH₂CH₂NHCH₂CH₂- moiety) is prepared from chloromethyl derivative 3 and piperazine as outlined in Scheme 2. Alkylation of derivative 5 with a variety of known alkyl halides (e.g., R³Br or R³I, where R³ is defined above) is carried out in a suitable solvent such as dimethylformamide using a suitable base such as potassium carbonate at room temperature to provide the dialkylated piperazine derivatives 6 as outlined in Scheme 3.

EXAMPLES

EXAMPLE 1

5 6-Methylthio-5-nitroso-pyrimidine-2,4-diamine



Step 1: To a stirred solution of 105g KOH in 1L of water was added 2,4-diamino-6-
10 mercaptopyrimidine hemisulfate 1 (70.0 g) followed by methyl iodide (91 mL). The
resulting mixture was vigorously stirred for 4h and then the solid precipitate was filtered
off, washed with water and air dried overnight to give 54.0g of 6-Methylthio-pyrimidine-
2,4-diamine as a tan colored solid.

¹H NMR (DMSO-d₆, ppm): 6.20 (s, 2H), 5.90 (s, 2H), 5.55 (s, 1H), 2.30 (s, 3H).

15

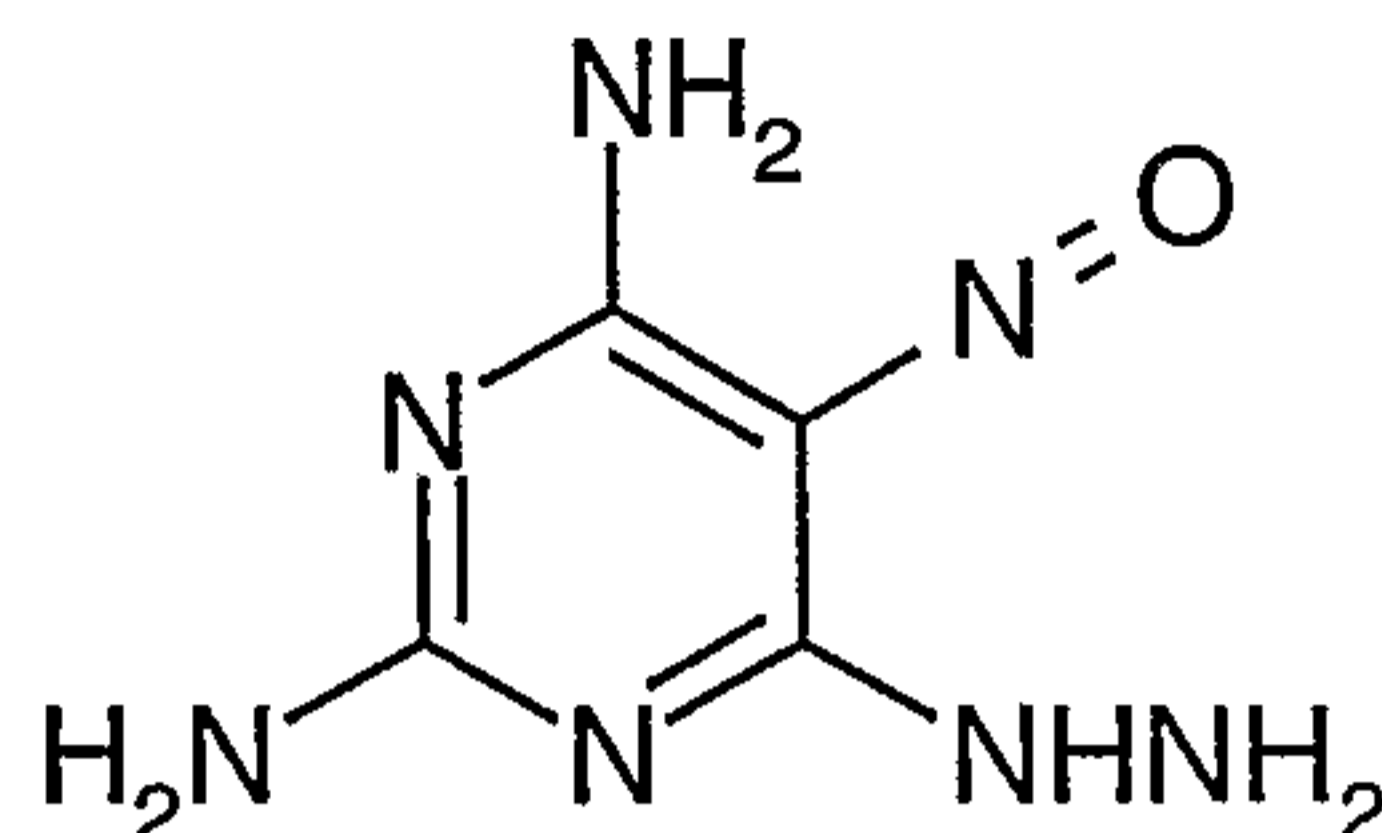
Step 2: To a stirred suspension of 6-Methylthio-pyrimidine-2,4-diamine (50.0g; 321
mmol) in water (1000 mL) was added 500mL of 2N acetic acid. The mixture was
warmed to 50°C and NaNO₂ solution was added (24.0g; 353 mmol in 200 mL H₂O)
rapidly. After 1 hr at 50°C, the deep Blue/purple mixture was allowed to cool to room
20 temperature and filtered. The blue/purple solid was washed several times with water and
finally washed with ether. The solid was allowed to air dry to give 51.0g of 6-Methylthio-
5-nitroso-pyrimidine-2,4-diamine 2 as blue/purple solid.

¹H NMR (DMSO-d₆, ppm): 9.70 (s, 1H), 8.10 (s, 1H), 7.95 (m, 2H), 2.43 (s, 3H).

- 13 -

EXAMPLE 2

6-Hydrazino-5-nitroso-pyrimidine-2,4-diamine



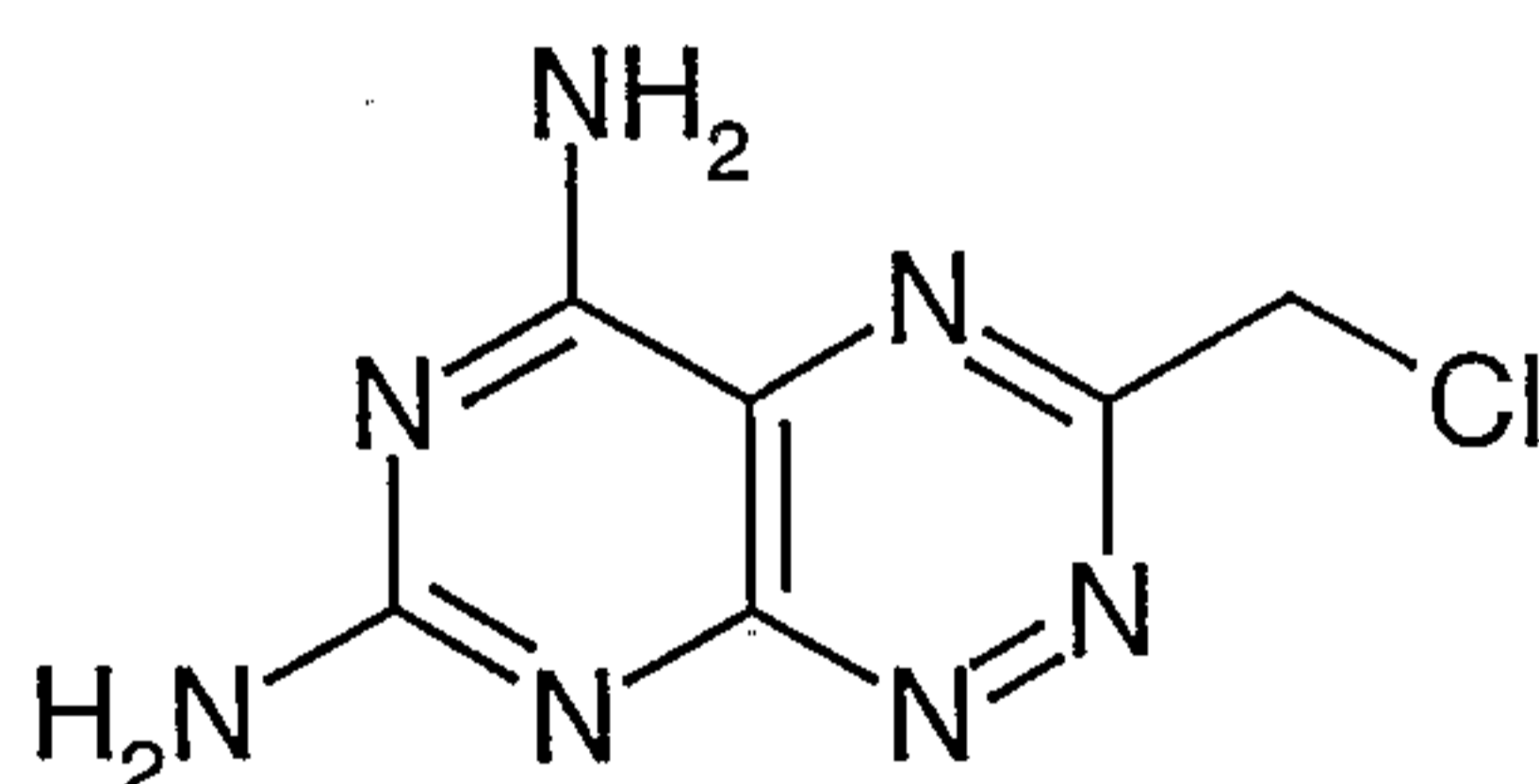
5

Hydrazine hydrate (55% solution, 14.5 mL) was added rapidly to a suspension of (12.0g; 64.9 mmol) of 6-Methylthio-5-nitroso-pyrimidine-2,4-diamine 2 in DMF at room temperature. The mixture was allowed to stir overnight and then the bright pink mixture was filtered and the solid washed several times with DMF followed by ether and then air
10 dried to give 9.53g of 6-Hydrazino-5-nitroso-pyrimidine-2,4-diamine as bright pink solid.

¹H NMR (DMSO-d₆, ppm): 8.00 (s, 1H), 7.40 (s, 1H), 7.05 (m, 2H), 5.35 (m, 2H).

EXAMPLE 3

15 3-Chloromethyl-pyrimido[5,4-e][1,2,4]triazine-5,7-diamine



Concentrated HCl (14 mL) was added to stirred ice cooled DMF (350 mL) followed by 7.14g of 6-Hydrazino-5-nitroso-pyrimidine-2,4-diamine. After 5 min.,
20 chloroacetaldehyde diethylacetal (15.4 mL) was added over a ca. 2 min. period. The cooling bath was removed and the mixture allowed to come to room temperature. After 1h, the mixture was warmed to 85°C for 1.5h and then allowed to cool to room temp over a 2.5 h period. The mixture was filtered to remove a small amount of brown insoluble material, the filtrate made alkaline with concentrated NH₄OH solution and
25 then diluted with an equal volume of water. The mixture was set aside for 1h and then

- 14 -

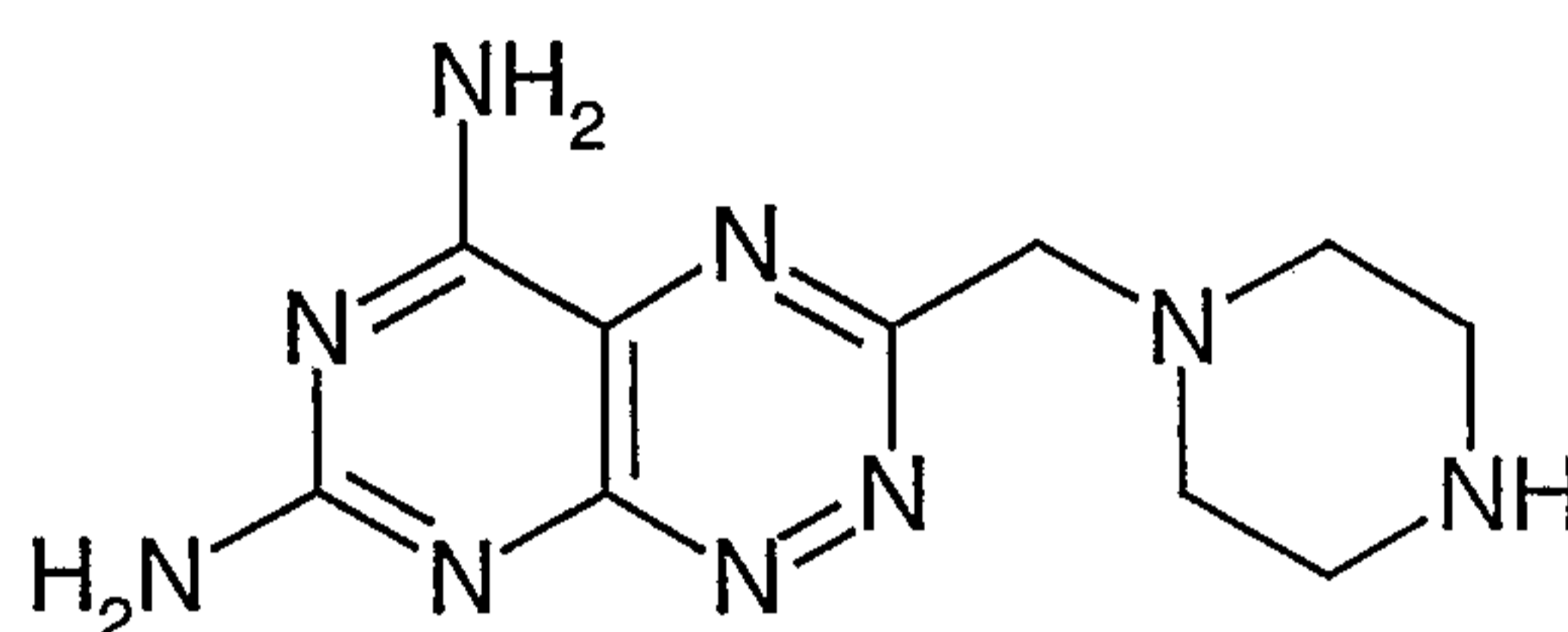
filtered to collect the orange/brown solid which was further dried *in vacuo* over P₂O₅ to give 3.50 g of 3-Chloromethyl-pyrimido[5,4-e][1,2,4]triazine-5,7-diamine 3.

¹H NMR (DMSO-d₆, ppm): 8.25 (s, 2H), 7.95 (s, 1H), 7.30 (bs, 1H), 5.02 (s, 2H).

5

EXAMPLE 4

3-Piperazin-1-ylmethyl-pyrimido[5,4-e][1,2,4]triazine-5,7-diamine



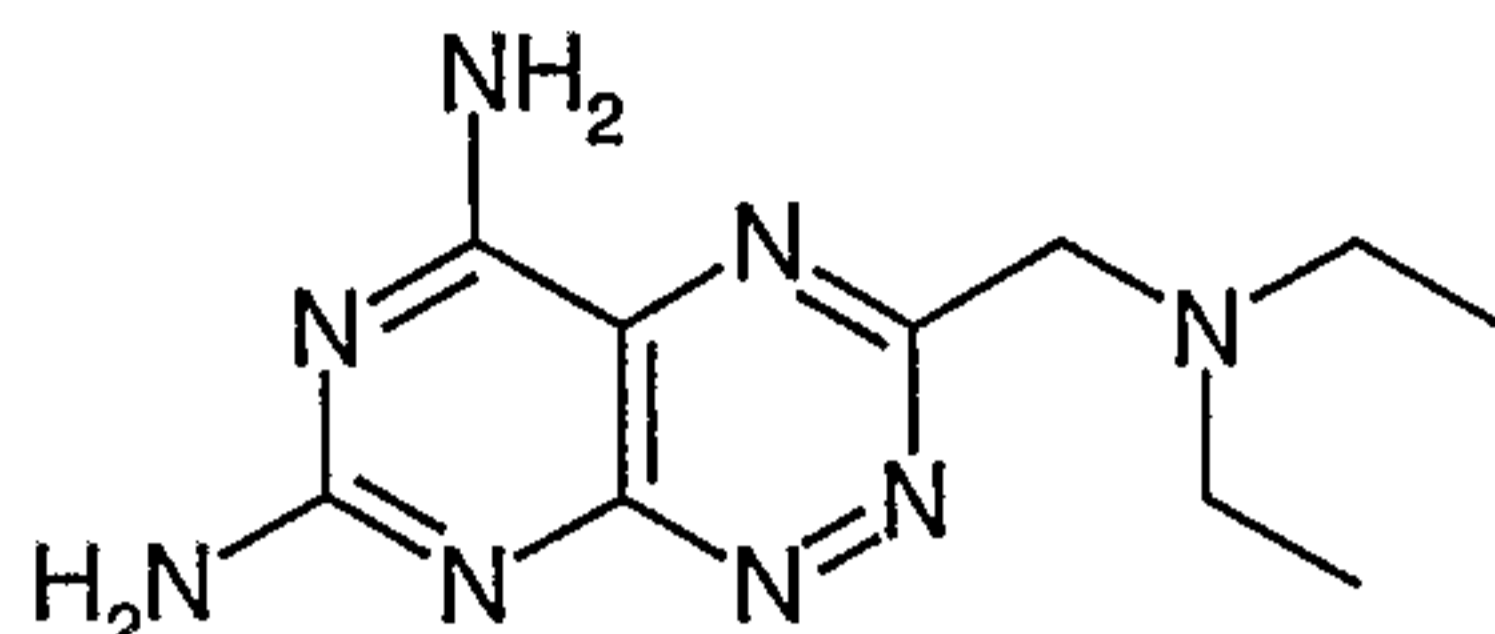
A mixture of 3-Chloromethyl-pyrimido[5,4-e][1,2,4]triazine-5,7-diamine 3 (2.00g; 9.5
10 mmol) and piperazine (2.50g; 29 mmol) in absolute ethanol was heated to 100°C in a
sealed tube for 4 h. The mixture was then allowed to cool to room temperature and
evaporated. The crude product was purified by reverse phase HPLC (Rainin C₁₈, 0%
CH₃CN to 30% CH₃CN gradient, CH₃CN/H₂O, 0.1% TFA) and the bright yellow
fractions containing the product were lyophilized after removal of CH₃CN *in vacuo* to
15 give 1.44g of yellow colored 3-Piperazin-1-ylmethyl-pyrimido[5,4-e][1,2,4]triazine-5,7-
diamine 5 as the trifluoroacetate salt.

¹H NMR (DMSO-d₆, ppm): 9.55 (s, 1H), 9.40 (s, 1H), 8.80 (s, 2H), 8.45 (s, 1H), 4.15 (s,
2H), 3.10 (m, 4H), 2.80 (m, 4H).

- 15 -

EXAMPLE 5

3-Diethylaminomethyl-pyrimido[5,4-e][1,2,4]triazine-5,7-diamine



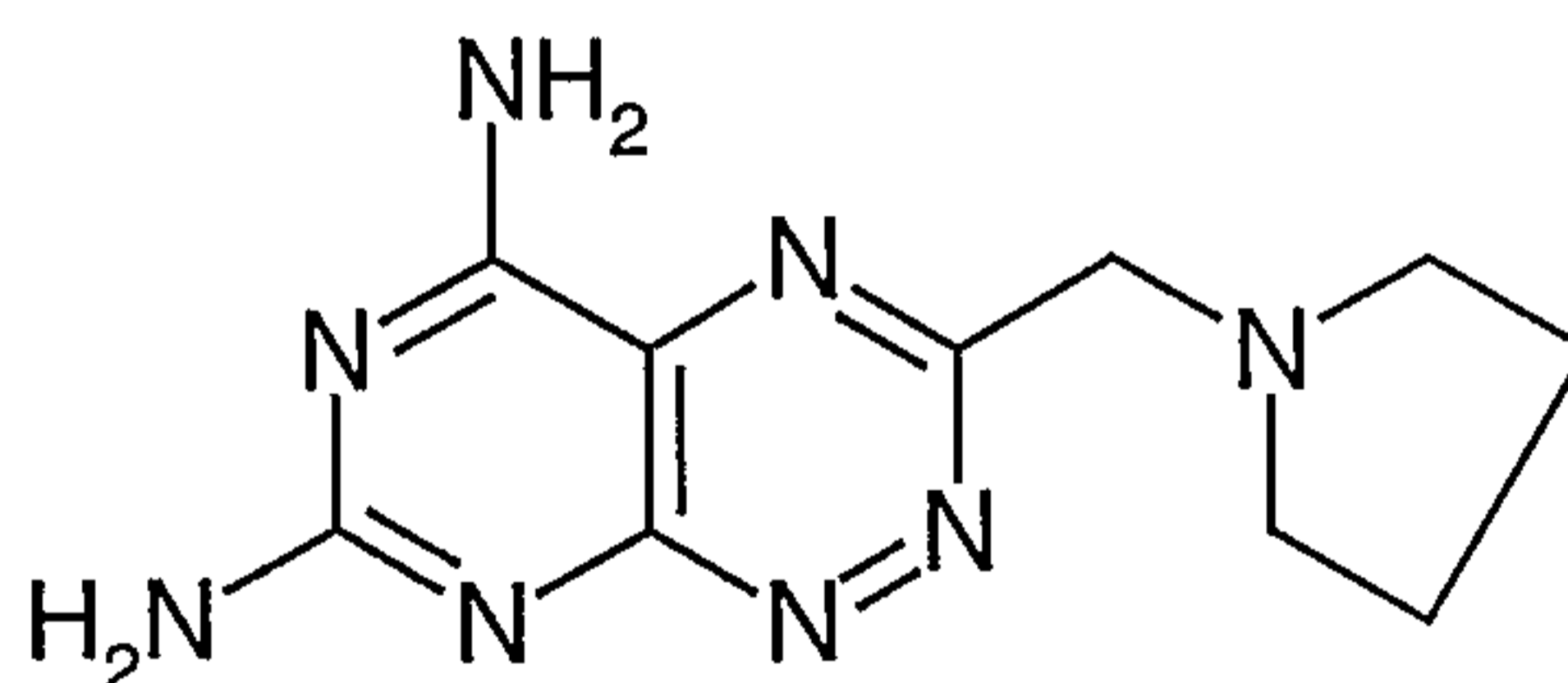
5 A mixture of 3-Chloromethyl-pyrimido[5,4-e][1,2,4]triazine-5,7-diamine 3 (200 mg; 0.95 mmol) and diethylamine (2.00 mL) in absolute ethanol (2.0 mL) was heated to 100°C in a sealed tube for 5h. The mixture was then allowed to cool to room temperature and concentrated *in vacuo*. The crude product was purified by reverse phase HPLC (Rainin C₁₈, 0% CH₃CN to 30% CH₃CN gradient, CH₃CN/H₂O, 0.1% TFA) and
 10 the bright yellow fractions containing the product were lyophilized after removal of CH₃CN *in vacuo* to give 65 mg of yellow colored 3-Diethylaminomethyl-pyrimido[5,4-e][1,2,4]triazine-5,7-diamine 4 as the trifluoroacetate salt.

¹H NMR (DMSO-d₆, ppm): 9.10 (bs, 1H), 8.90 (bs, 1H), 8.15 (bs, 2H), 4.80 (s, 2H), 3.25 (q, 4H), 1.30 (t, 6H).

15

EXAMPLE 6

3-Pyrrolidin-1-ylmethyl-pyrimido[5,4-e][1,2,4]triazine-5,7-diamine



20

A mixture of 3-Chloromethyl-pyrimido[5,4-e][1,2,4]triazine-5,7-diamine 3 (70 mg; 0.33 mmol) and 1.0 mL of pyrrolidine were heated to 80°C in a sealed tube for 7h. The mixture was then allowed to cool to room temperature and concentrated *in vacuo*. The crude product was purified by reverse phase HPLC (Rainin C₁₈, 0% CH₃CN to 30%
 25 CH₃CN gradient, CH₃CN/H₂O, 0.1% TFA) and the bright yellow fractions containing

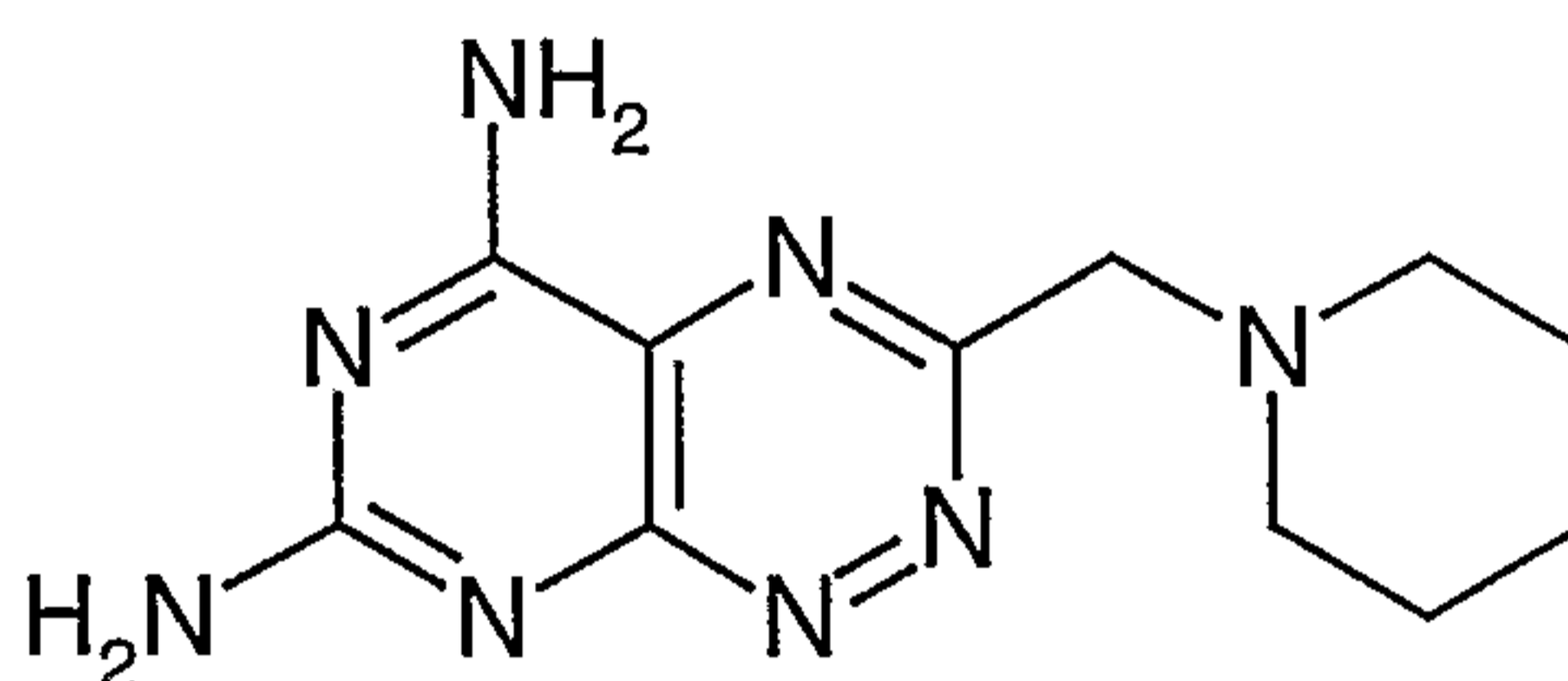
- 16 -

the product were lyophilized after removal of CH₃CN *in vacuo* to give 50 mg of yellow colored 3-Pyrrolidin-1-ylmethyl-pyrimido[5,4-e][1,2,4]triazine-5,7-diamine as the trifluoroacetate salt.

¹H NMR (DMSO-d₆, ppm): 9.15 (bs, 1H), 8.88 (bs, 1H), 8.20 (bs, 2H), 3.67 (s, 2H), 3.20
5 (bm, 2H), 1.85-2.10 (m, 4H).

EXAMPLE 7

3-Piperidin-1-ylmethyl-pyrimido[5,4-e][1,2,4]triazine-5,7-diamine



10

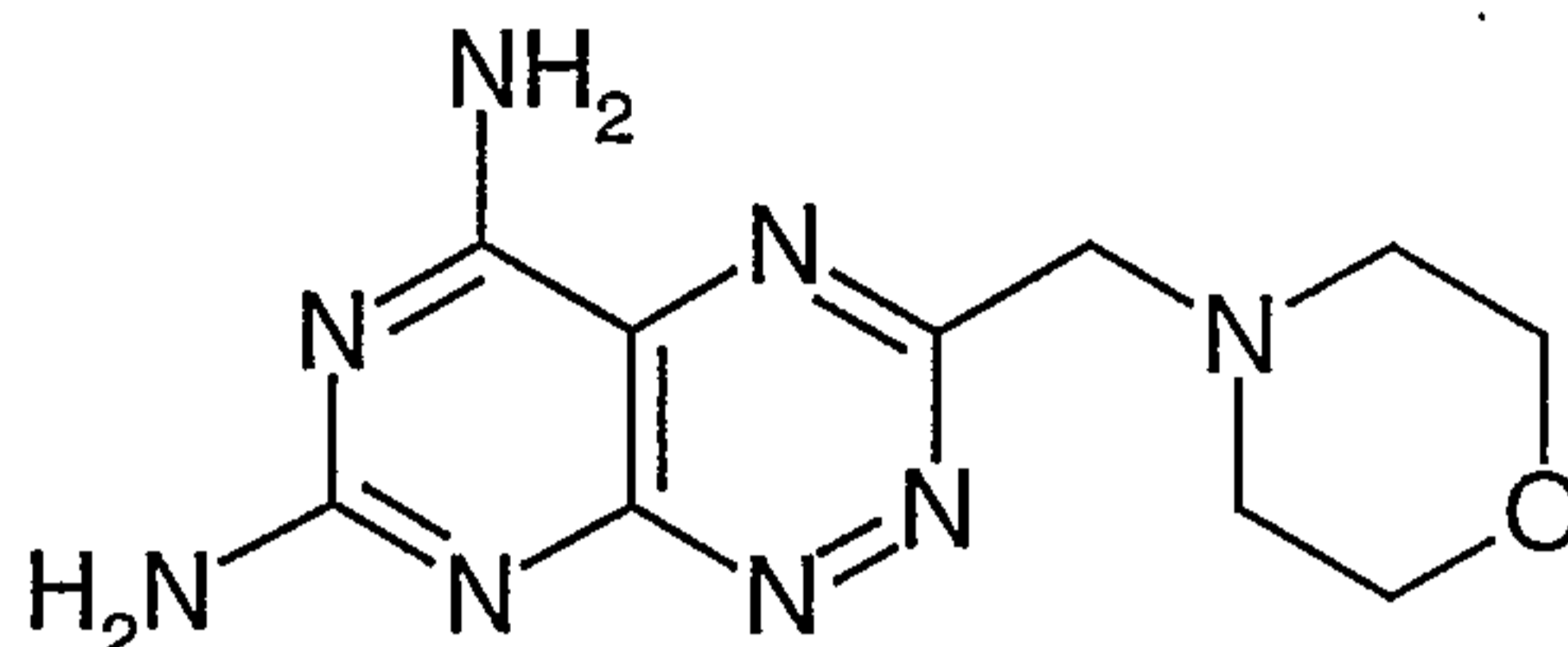
A mixture of 3-Chloromethyl-pyrimido[5,4-e][1,2,4]triazine-5,7-diamine 3 (70 mg; 0.33 mmol) and 1.0 mL of piperidine were heated to 80°C in a sealed tube for 7h. The mixture was then allowed to cool to room temperature and concentrated *in vacuo*. The
15 crude product was purified by reverse phase HPLC (Rainin C₁₈, 0% CH₃CN to 30% CH₃CN gradient, CH₃CN/H₂O, 0.1% TFA) and the bright yellow fractions containing the product were lyophilized after removal of CH₃CN *in vacuo* to give 111 mg of yellow colored 3-Piperidin-1-ylmethyl-pyrimido[5,4-e][1,2,4]triazine-5,7-diamine as the trifluoroacetate salt.

¹H NMR (DMSO-d₆, ppm): 9.18 (bs, 1H), 8.95 (bs, 1H), 8.30 (bs, 2H), 4.80 (s, 2H), 3.50
20 (bm, 2H), 3.10 (bm, 2H), 1.35-1.90 (m, 6H).

- 17 -

EXAMPLE 8

3-Morpholin-4-ylmethyl-pyrimido[5,4-e][1,2,4]triazine-5,7-diamine



5

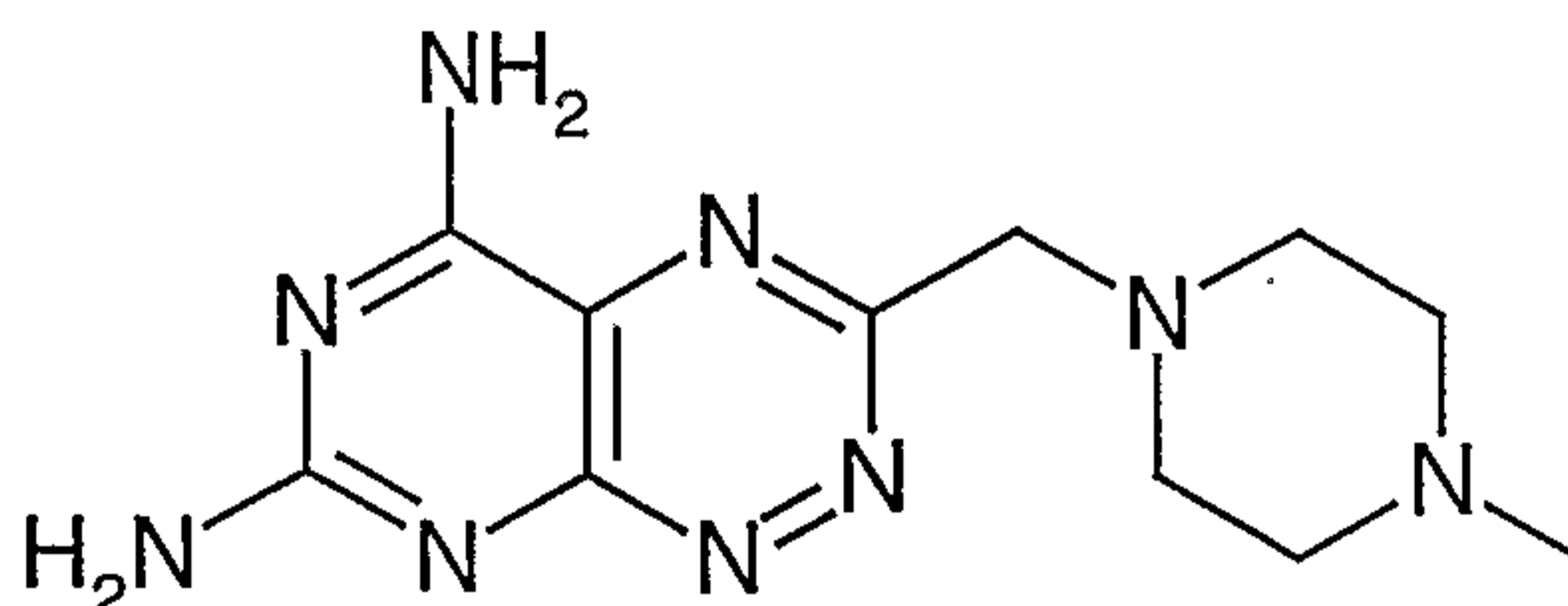
A mixture of 3-Chloromethyl-pyrimido[5,4-e][1,2,4]triazine-5,7-diamine 3 (200 mg; 0.95 mmol) and 2.0 mL of morpholine were heated to 80°C in a sealed tube for 7h. The mixture was then allowed to cool to room temperature and concentrated *in vacuo*. The crude product was purified by reverse phase HPLC (Rainin C₁₈, 0% CH₃CN to 30% CH₃CN gradient, CH₃CN/H₂O, 0.1% TFA) and the bright yellow fractions containing the product were lyophilized after removal of CH₃CN *in vacuo* to give 261 mg of yellow colored 3-Morpholin-4-ylmethyl-pyrimido[5,4-e][1,2,4]triazine-5,7-diamine as the trifluoroacetate salt.

¹H NMR (DMSO-d₆, ppm): 9.25 (bs, 1H), 9.00 (bs, 1H), 8.30 (bs, 2H), 4.80 (s, 2H), 3.85 (m, 4H), 3.30 (m, 4H).

15

EXAMPLE 9

3-(4-Methyl-piperazin-1-ylmethyl)-pyrimido[5,4-e][1,2,4]triazine-5,7-diamine



20

A mixture of 3-Chloromethyl-pyrimido[5,4-e][1,2,4]triazine-5,7-diamine 3 (200 mg; 0.95 mmol) and N-methylpiperazine (2.00 mL) were heated to 80°C in a sealed tube for 7h. The mixture was then allowed to cool to room temperature and concentrated *in*

- 18 -

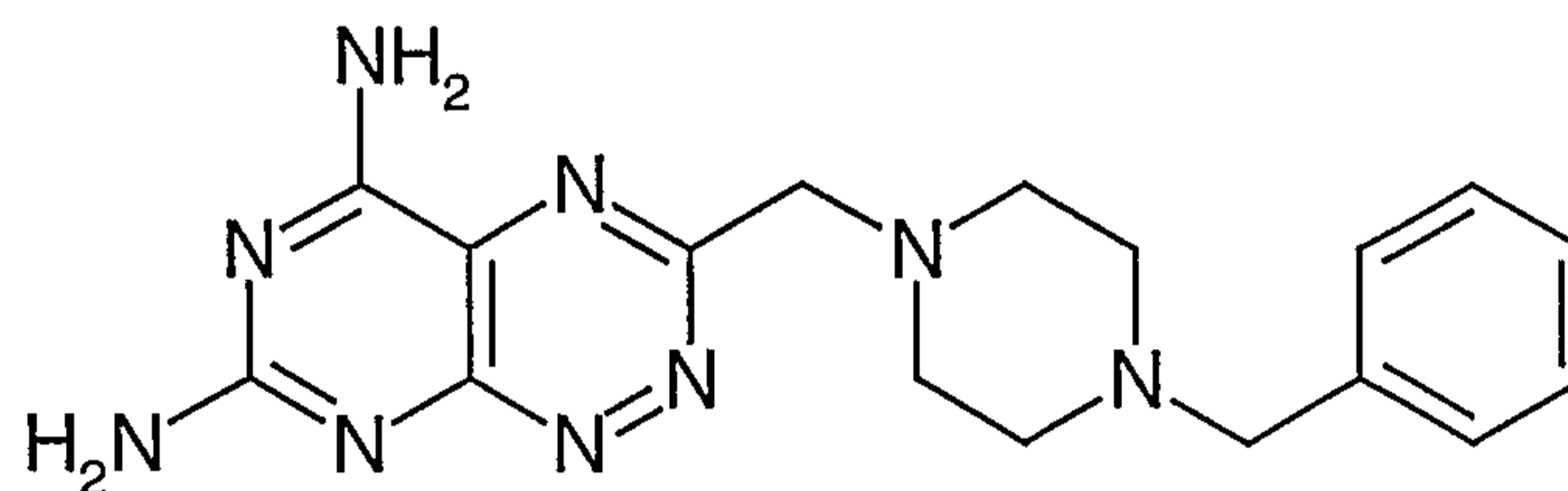
vacuo. The crude product was purified by reverse phase HPLC (Rainin C₁₈, 0% CH₃CN to 30% CH₃CN gradient, CH₃CN/H₂O, 0.1% TFA) and the bright yellow fractions containing the product were lyophilized after removal of CH₃CN *in vacuo* to give 178 mg of yellow colored 3-(4-Methyl-piperazin-1-ylmethyl)-pyrimido[5,4-e][1,2,4]triazine-5,7-diamine as the trifluoroacetate salt.

¹H NMR (D₂O, ppm): 4.45 (s, 2H), 3.10-3.60 (m, 8H), 2.90 (s, 3H).

EXAMPLE 10

3-(4-Benzyl-piperazin-1-ylmethyl)-pyrimido[5,4-e][1,2,4]triazine-5,7-diamine

10

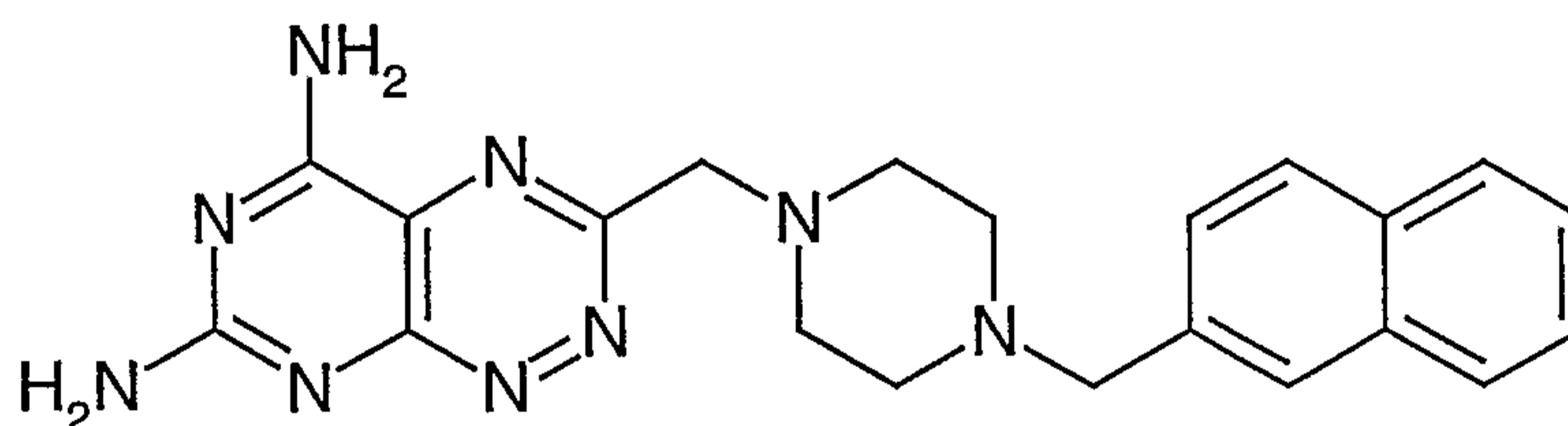


A mixture of 3-Chloromethyl-pyrimido[5,4-e][1,2,4]triazine-5,7-diamine 3 (48 mg; 0.23 mmol) and N-Benzylpiperazine (0.12 mL) in ethanol (0.1 mL) were heated to 90°C in a sealed tube for 2h. The mixture was then allowed to cool to room temperature and concentrated *in vacuo*. The crude product was purified by reverse phase HPLC (Rainin C₁₈, 0% CH₃CN to 50% CH₃CN gradient, CH₃CN/H₂O, 0.1% TFA) and the bright yellow fractions containing the product were lyophilized after removal of CH₃CN *in vacuo* to give 26 mg of yellow colored 3-(4-Benzyl-piperazin-1-ylmethyl)-pyrimido[5,4-e][1,2,4]triazine-5,7-diamine as the trifluoroacetate salt.

¹H NMR (DMSO-d₆, ppm): 7.50 (m, 5H), 4.34 (s, 2H), 4.25 (s, 2H), 2.90-3.40 (m, 8H).

- 19 -

EXAMPLE 11

3-(4-Naphthalen-2-ylmethyl-piperazin-1-ylmethyl)-pyrimido[5,4-e]
[1,2,4]triazine-5,7-diamine

5

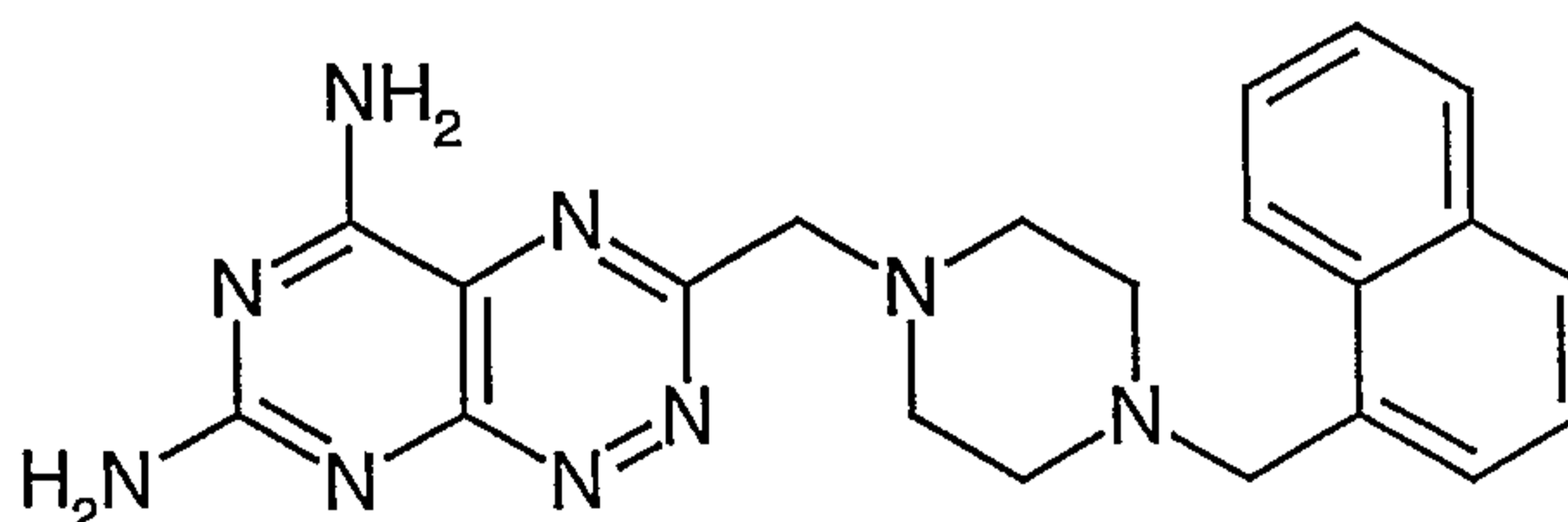
To a stirred solution of 3-Piperazin-1-ylmethyl-pyrimido[5,4-e][1,2,4]triazine-5,7-diamine TFA salt 5 (30 mg; 0.05 mmol; prepared in EXAMPLE 4) in dry DMF (1.0 mL) was added 2-bromomethylnaphthalene (17 mg; 0.075 mmol) followed by potassium carbonate (28 mg; 0.20 mmol). The mixture was allowed to stir for 24h at room temperature then taken up into CH₃CN/H₂O/0.1% TFA. The mixture was purified by reverse phase HPLC (Rainin C₁₈, 0% CH₃CN to 30% CH₃CN gradient, CH₃CN/H₂O, 0.1% TFA) and the bright yellow fractions containing the product were lyophilized after removal of CH₃CN *in vacuo* to give 19 mg of yellow colored 3-(4-Naphthalen-2-ylmethyl-piperazin-1-ylmethyl)-pyrimido[5,4-e][1,2,4]triazine-5,7-diamine as the trifluoroacetate salt.

15

¹H NMR (DMSO-d₆, ppm): 9.37 (bs, 1H), 9.23 (bs, 1H), 8.20 (bs, 1H), 7.98 (m, 5H), 7.57 (m, 3H), 4.45 (bs, 2H), 4.15 (bs, 2H), 2.60-3.35 (m, 8H).

20

EXAMPLE 12

3-(4-Naphthalen-1-ylmethyl-piperazin-1-ylmethyl)-pyrimido[5,4-e]
[1,2,4]triazine-5,7-diamine

- 20 -

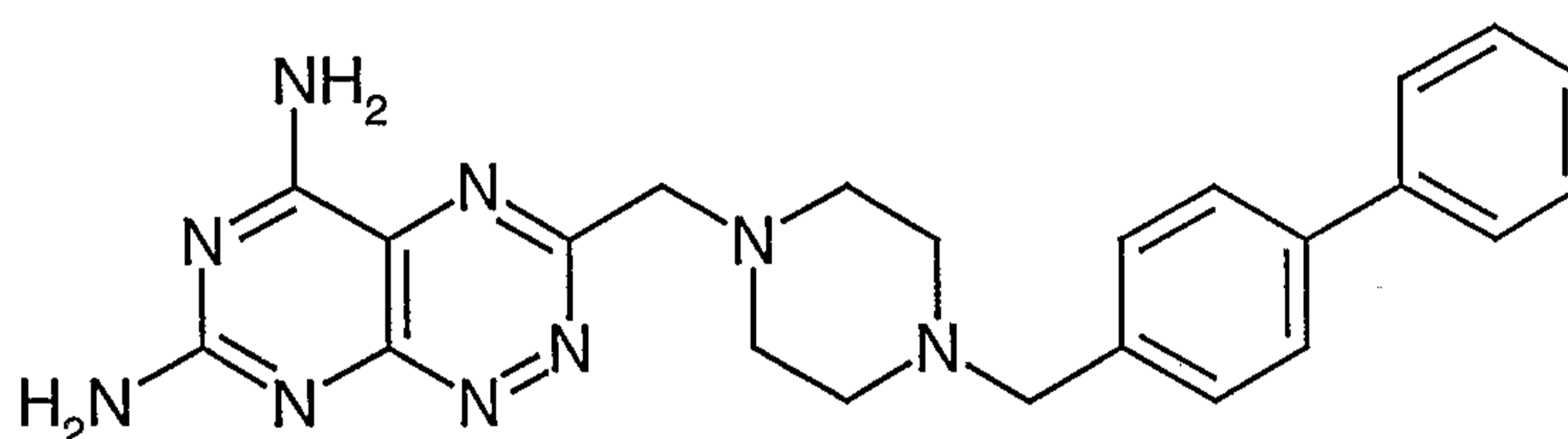
To a stirred solution of 3-Piperazin-1-ylmethyl-pyrimido[5,4-e][1,2,4]triazine-5,7-diamine TFA salt 5 (70 mg; 0.12 mmol; prepared in EXAMPLE 4) in dry DMF (1.0 mL) was added 1-chloromethylnaphthalene (0.023 mL; 0.18 mmol) followed by potassium carbonate (65 mg; 0.470 mmol). The mixture was allowed to stir for 24h at room temperature then taken up into CH₃CN/H₂O/0.1% TFA. The mixture was purified by reverse phase HPLC (Rainin C₁₈, 0% CH₃CN to 30% CH₃CN gradient, CH₃CN/H₂O, 0.1% TFA) and the bright yellow fractions containing the product were lyophilized after removal of CH₃CN *in vacuo* to give 35 mg of yellow colored 3-(4-Naphthalen-1-ylmethyl-piperazin-1-ylmethyl)-pyrimido[5,4-e][1,2,4]triazine-5,7-diamine as the trifluoroacetate salt.

¹H NMR (DMSO-d₆, ppm): 9.36 (bs, 1H), 9.23 (bs, 1H), 8.53 (bs, 1H), 8.32 (m, 1H), 8.23 (bs, 1H), 8.00 (m, 2H), 7.60 (m, 4H), 4.68 (bs, 2H), 4.23 (bs, 2H), 2.80-3.40 (m, 8H).

15

EXAMPLE 13

3-(4-Biphenyl-4-ylmethyl-piperazin-1-ylmethyl)-pyrimido[5,4-e][1,2,4]triazine-5,7-diamine



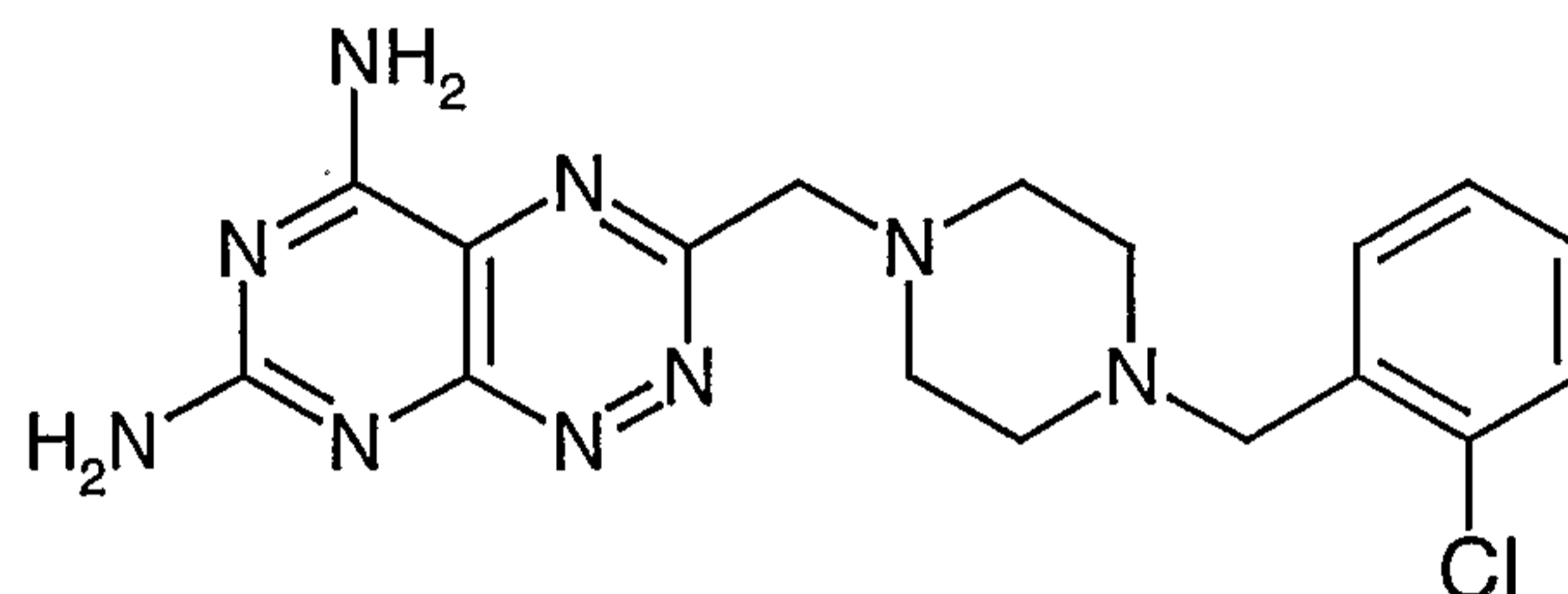
To a stirred solution of 3-Piperazin-1-ylmethyl-pyrimido[5,4-e][1,2,4]triazine-5,7-diamine TFA salt 5 (30 mg; 0.05 mmol; prepared in EXAMPLE 4) in dry DMF (1.0 mL) was added 4-chloromethylbiphenyl (15 mg; 0.08 mmol) followed by potassium carbonate (28 mg; 0.20 mmol). The mixture was allowed to stir for 24h at room temperature then taken up into CH₃CN/H₂O/0.1% TFA. The mixture was purified by reverse phase HPLC (Rainin C₁₈, 0% CH₃CN to 30% CH₃CN gradient, CH₃CN/H₂O, 0.1% TFA) and the bright yellow fractions containing the product were lyophilized after removal of CH₃CN *in vacuo* to give 20 mg of yellow colored 3-(4-Biphenyl-4-ylmethyl-piperazin-1-ylmethyl)-pyrimido[5,4-e][1,2,4]triazine-5,7-diamine as the trifluoroacetate salt.

- 21 -

^1H NMR (DMSO- d_6 , ppm): 9.60 (s, 1H), 9.43 (s, 1H), 8.83 (bs, 1H), 8.53 (bs, 1H), 7.35-7.82 (m, 9H), 4.33 (s, 2H), 4.15 (s, 2H), 2.70-3.40 (m, 8H).

EXAMPLE 14

5 3-[4-(2-Chloro-benzyl)-piperazin-1-ylmethyl]-pyrimido[5,4-e][1,2,4]triazine-5,7-diamine



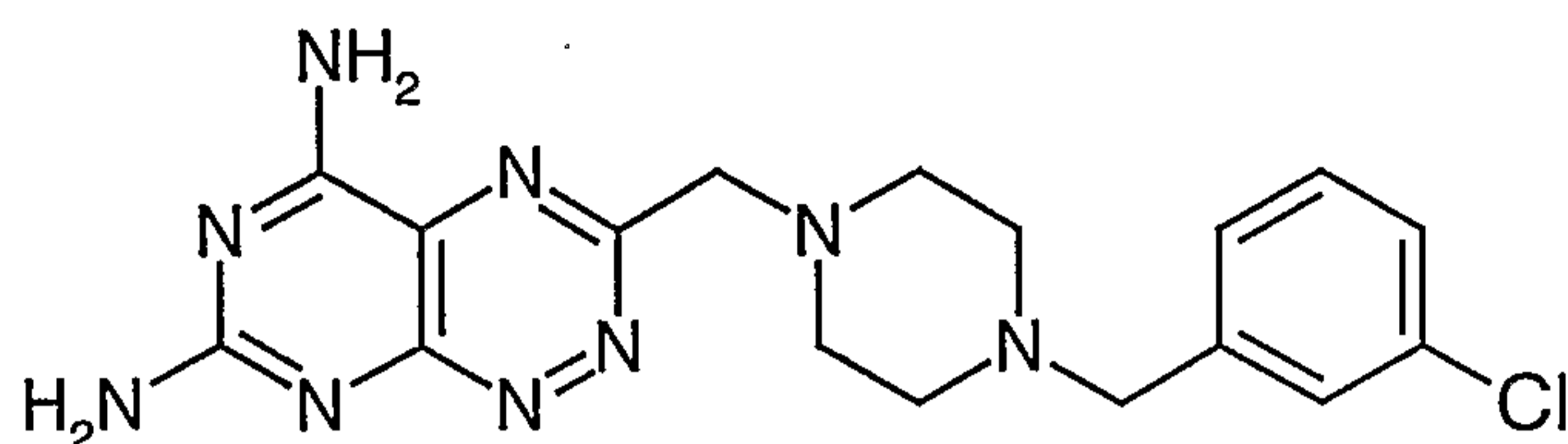
10 To a stirred solution of 3-Piperazin-1-ylmethyl-pyrimido[5,4-e][1,2,4]triazine-5,7-diamine TFA salt 5 (50 mg; 0.08 mmol; prepared in EXAMPLE 4) in dry DMF (1.0 mL) was added o-chlorobenzyl chloride (0.015 mL; 0.12 mmol) followed by potassium carbonate (55 mg; 0.40 mmol). The mixture was allowed to stir for 24h at room temperature then taken up into CH₃CN/H₂O/0.1% TFA. The mixture was purified by
15 reverse phase HPLC (Rainin C18, 0% CH₃CN to 50% CH₃CN gradient, CH₃CN/H₂O, 0.1% TFA) and the bright yellow fractions containing the product were lyophilized after removal of CH₃CN *in vacuo* to give 17 mg of yellow colored 3-[4-(2-Chloro-benzyl)-piperazin-1-ylmethyl]-pyrimido[5,4-e][1,2,4]triazine-5,7-diamine as the trifluoroacetate salt.

20 ^1H NMR (MeOH- d_4 , ppm): 7.40-7.70 (m, 4H), 4.44 (s, 2H), 4.36 (s, 2H), 2.80-3.40 (m, 8H).

EXAMPLE 15

25 3-[4-(3-Chloro-benzyl)-piperazin-1-ylmethyl]-pyrimido[5,4-e][1,2,4]triazine-5,7-diamine

- 22 -



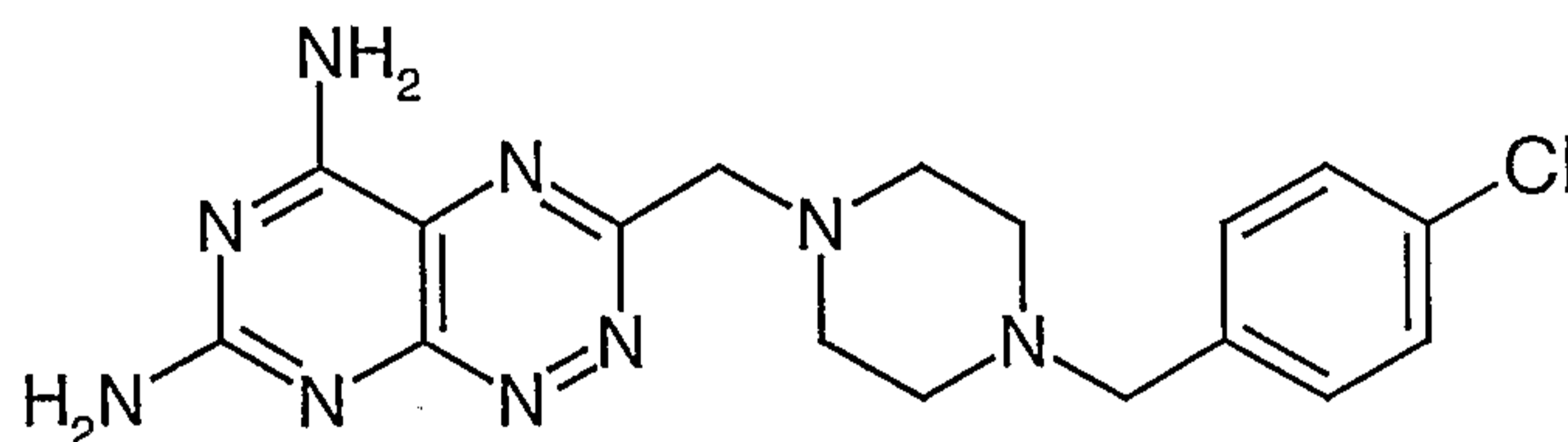
To a stirred solution of 3-Piperazin-1-ylmethyl-pyrimido[5,4-e][1,2,4]triazine-5,7-diamine TFA salt 5 (50 mg; 0.08 mmol; prepared in EXAMPLE 4) in dry DMF (1.0 mL) was added m-chlorobenzyl chloride (0.015 mL; 0.12 mmol) followed by potassium carbonate (55 mg; 0.40 mmol). The mixture was allowed to stir for 24h at room temperature then taken up into CH₃CN/H₂O/0.1% TFA. The mixture was purified by reverse phase HPLC (Rainin C₁₈, 0% CH₃CN to 50% CH₃CN gradient, CH₃CN/H₂O, 0.1% TFA) and the bright yellow fractions containing the product were lyophilized after removal of CH₃CN *in vacuo* to give 9 mg of yellow colored 3-[4-(3-Chloro-benzyl)-piperazin-1-ylmethyl]-pyrimido[5,4-e][1,2,4]triazine-5,7-diamine as the trifluoroacetate salt.

¹H NMR (MeOH-d₄, ppm): 7.40-7.58 (m, 4H), 4.32 (s, 4H), 2.80-3.40 (m, 8H).

15

EXAMPLE 16

3-[4-(4-Chloro-benzyl)-piperazin-1-ylmethyl]-pyrimido[5,4-e][1,2,4]triazine-5,7-diamine



20

To a stirred solution of 3-Piperazin-1-ylmethyl-pyrimido[5,4-e][1,2,4]triazine-5,7-diamine TFA salt 5 (50 mg; 0.08 mmol; prepared in EXAMPLE 4) in dry DMF (1.0 mL) was added p-chlorobenzyl chloride (29 mg; 0.18 mmol) followed by potassium carbonate (55 mg; 0.40 mmol). The mixture was allowed to stir for 24h at room temperature then taken up into CH₃CN/H₂O/0.1% TFA. The mixture was purified by reverse phase HPLC

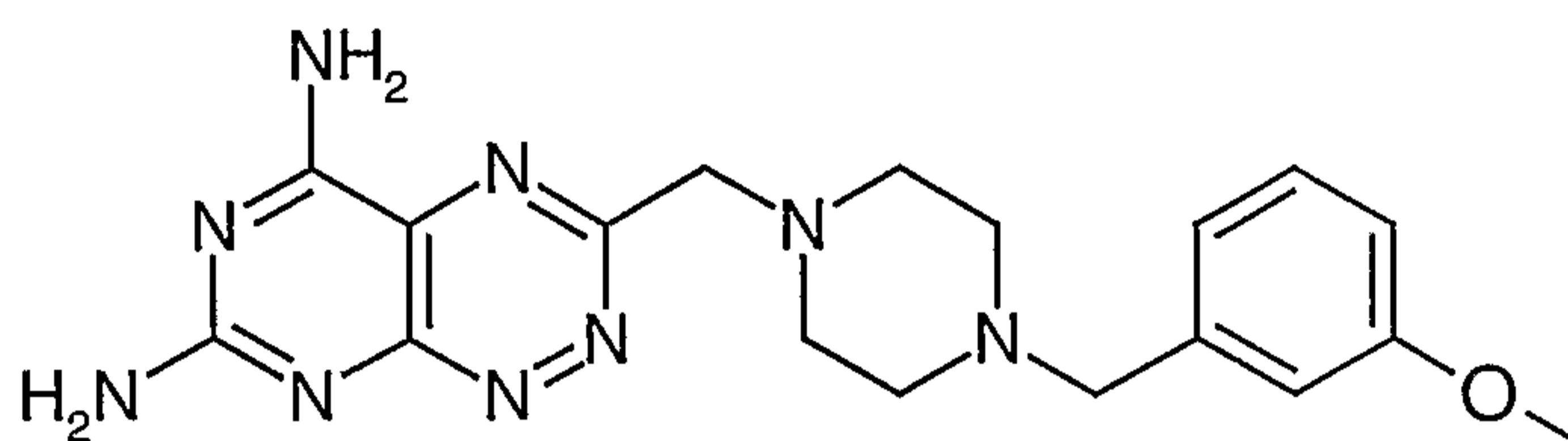
- 23 -

(Rainin C₁₈, 0% CH₃CN to 50% CH₃CN gradient, CH₃CN/H₂O, 0.1% TFA) and the bright yellow fractions containing the product were lyophilized after removal of CH₃CN *in vacuo* to give 21 mg of yellow colored 3-[4-(4-Chloro-benzyl)-piperazin-1-ylmethyl]-pyrimido[5,4-e][1,2,4]triazine-5,7-diamine as the trifluoroacetate salt.

- 5 ¹H NMR (MeOH-d₄, ppm): 8.20 (m, 4H), 4.30 (s, 4H), 2.88-3.40 (m, 8H).

EXAMPLE 17

3-[4-(3-Methoxy-benzyl)-piperazin-1-ylmethyl]-pyrimido[5,4-e][1,2,4]triazine-5,7-diamine



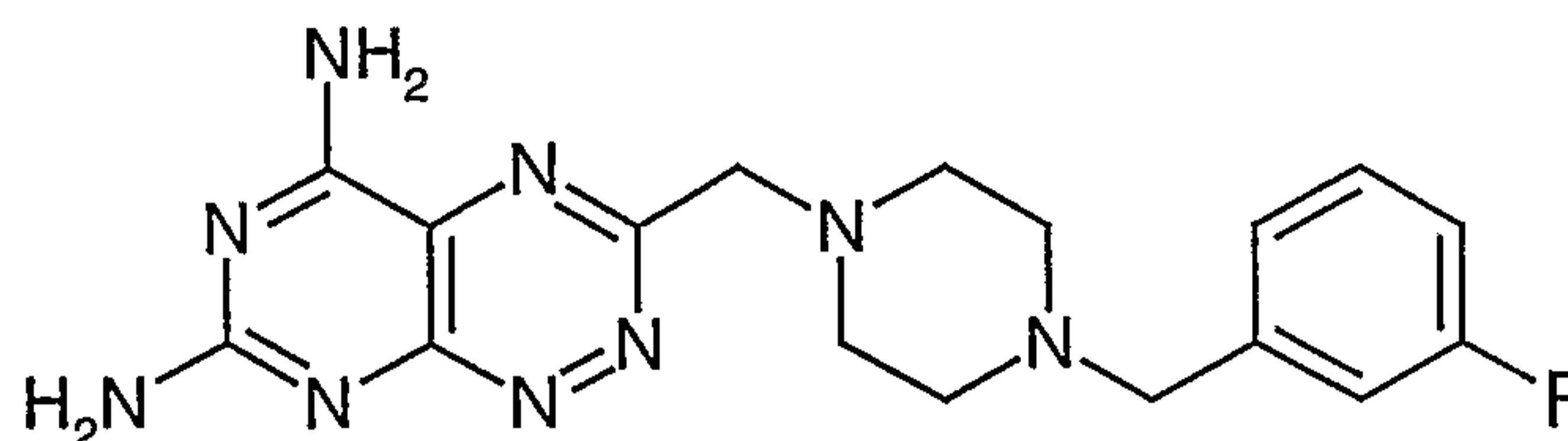
To a stirred solution of 3-Piperazin-1-ylmethyl-pyrimido[5,4-e][1,2,4]triazine-5,7-diamine TFA salt 5 (50 mg; 0.08 mmol; prepared in EXAMPLE 4) in dry DMF (1.0 mL) was added m-methoxybenzyl chloride (19 mg; 0.12 mmol) followed by potassium carbonate (55 mg; 0.40 mmol). The mixture was allowed to stir for 24h at room
15 temperature then taken up into CH₃CN/H₂O/0.1% TFA. The mixture was purified by reverse phase HPLC (Rainin C₁₈, 0% CH₃CN to 50% CH₃CN gradient, CH₃CN/H₂O, 0.1% TFA) and the bright yellow fractions containing the product were lyophilized after removal of CH₃CN *in vacuo* to give 30 mg of yellow colored 3-[4-(3-Methoxy-benzyl)-piperazin-1-ylmethyl]-pyrimido[5,4-e][1,2,4]triazine-5,7-diamine as the trifluoroacetate
20 salt.

¹H NMR (MeOH-d₄, ppm): 7.40 (m, 1H), 7.06 (m, 3H), 4.30 (s, 2H), 4.23 (s, 2H), 3.81 (s, 3H), 2.80-3.40 (m, 8H).

- 24 -

EXAMPLE 18

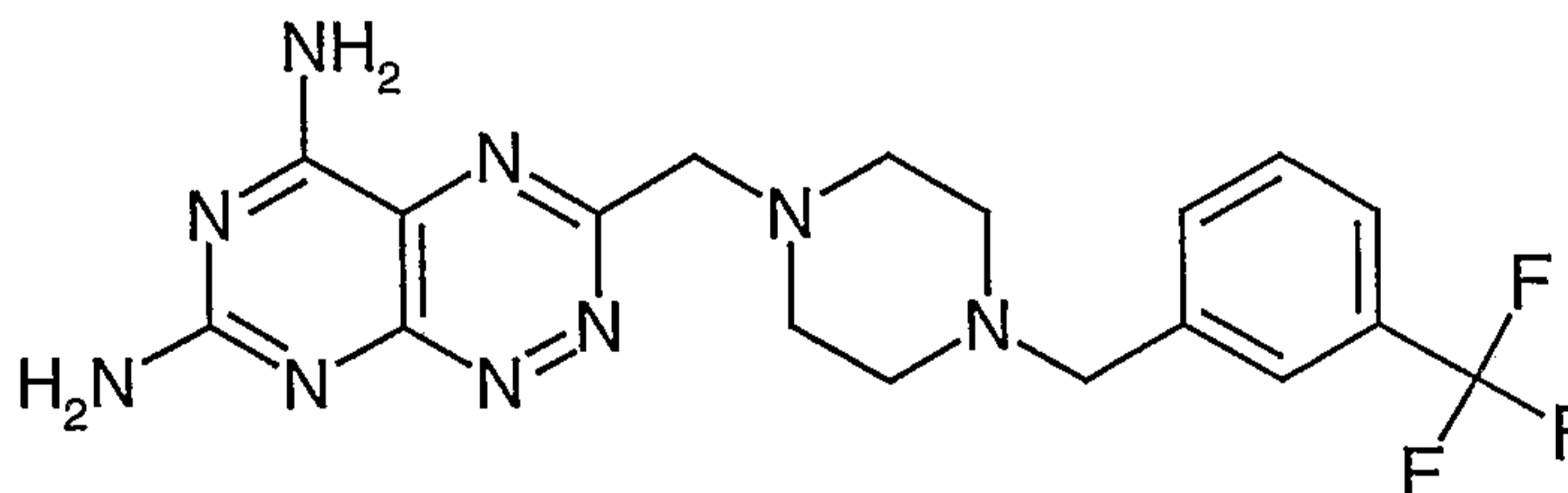
3-[4-(3-Fluoro-benzyl)-piperazin-1-ylmethyl]-pyrimido[5,4-e][1,2,4]triazine-5,7-diamine



- 5 To a stirred solution of 3-Piperazin-1-ylmethyl-pyrimido[5,4-e][1,2,4]triazine-5,7-diamine TFA salt 5 (50 mg; 0.08 mmol; prepared in EXAMPLE 4) in dry DMF (1.0 mL) was added m-fluorobenzyl chloride (0.0143 mL; 0.12 mmol) followed by potassium carbonate (55 mg; 0.40 mmol). The mixture was allowed to stir for 24h at room temperature then taken up into CH₃CN/H₂O/0.1% TFA. The mixture was purified by
- 10 reverse phase HPLC (Rainin C₁₈, 0% CH₃CN to 50% CH₃CN gradient, CH₃CN/H₂O, 0.1% TFA) and the bright yellow fractions containing the product were lyophilized after removal of CH₃CN *in vacuo* to give 11 mg of yellow colored 3-[4-(3-Fluoro-benzyl)-piperazin-1-ylmethyl]-pyrimido[5,4-e][1,2,4]triazine-5,7-diamine as the trifluoroacetate salt.
- 15 ¹H NMR (MeOH-d₄, ppm): 7.18-7.60 (m, 4H), 4.33 (s, 2H), 4.27 (s, 2H), 2.83-3.38 (m, 8H).

EXAMPLE 19

3-[4-(3-Trifluoromethyl-benzyl)-piperazin-1-ylmethyl]-pyrimido[5,4-e][1,2,4]triazine-5,7-diamine



- 20 To a stirred solution of 3-Piperazin-1-ylmethyl-pyrimido[5,4-e][1,2,4]triazine-5,7-diamine TFA salt 5 (50 mg; 0.08 mmol; prepared in EXAMPLE 4) in dry DMF (1.0 mL) was added m-trifluoromethylbenzyl bromide (0.021 mL; 0.14 mmol) followed by
- 25 potassium carbonate (55 mg; 0.40 mmol). The mixture was allowed to stir for 24h at room temperature then taken up into CH₃CN/H₂O/0.1% TFA. The mixture was purified

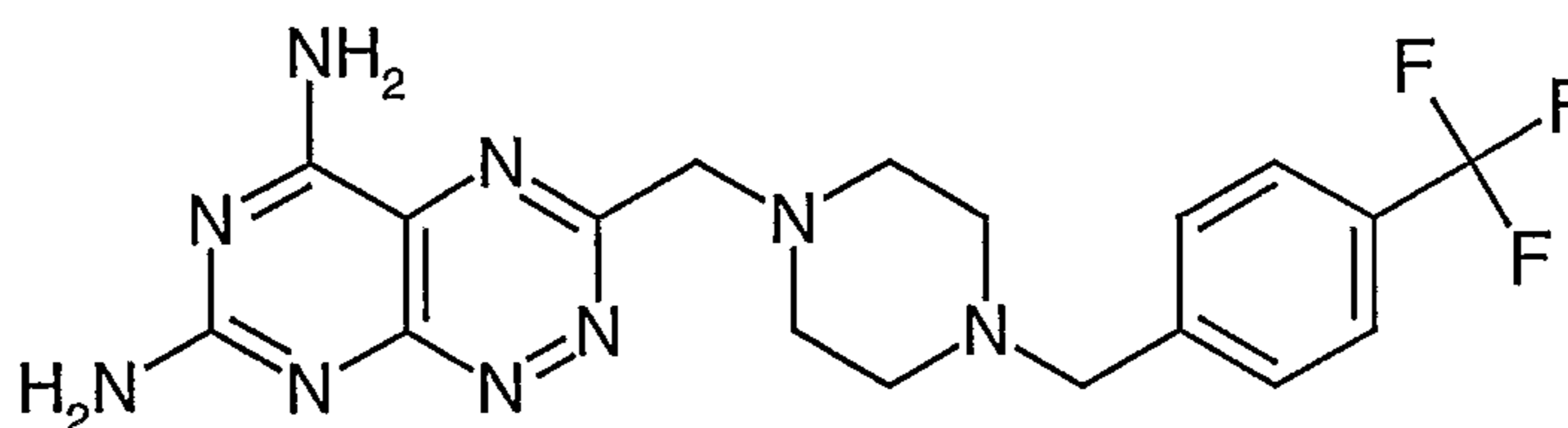
- 25 -

by reverse phase HPLC (Rainin C₁₈, 0% CH₃CN to 50% CH₃CN gradient, CH₃CN/H₂O, 0.1% TFA) and the bright yellow fractions containing the product were lyophilized after removal of CH₃CN *in vacuo* to give 13 mg of yellow colored 3-[4-(3-Trifluoromethyl-benzyl)-piperazin-1-ylmethyl]-pyrimido[5,4-e][1,2,4]triazine-5,7-diamine as the
5 trifluoroacetate salt.

¹H NMR (MeOH-d₄, ppm): 7.63-7.92 (m, 4H), 4.38 (s, 2H), 4.32 (s, 2H), 2.85-3.38 (m, 8H).

EXAMPLE 20

10 3-[4-(4-Trifluoromethyl-benzyl)-piperazin-1-ylmethyl]-pyrimido[5,4-e]
[1,2,4]triazine-5,7-diamine



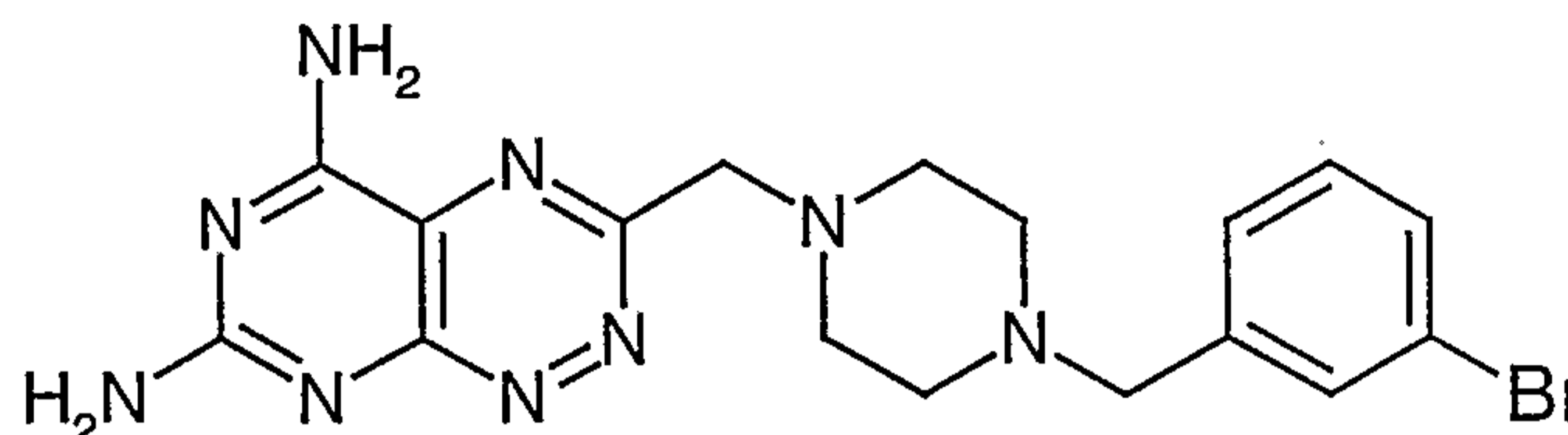
15 To a stirred solution of 3-Piperazin-1-ylmethyl-pyrimido[5,4-e][1,2,4]triazine-5,7-diamine TFA salt 5 (50 mg; 0.08 mmol; prepared in EXAMPLE 4) in dry DMF (1.0 mL) was added p-trifluoromethylbenzyl bromide (0.021 mL; 0.14 mmol) followed by potassium carbonate (55 mg; 0.40 mmol). The mixture was allowed to stir for 24h at room temperature then taken up into CH₃CN/H₂O/0.1% TFA. The mixture was purified
20 by reverse phase HPLC (Rainin C₁₈, 0% CH₃CN to 50% CH₃CN gradient, CH₃CN/H₂O, 0.1% TFA) and the bright yellow fractions containing the product were lyophilized after removal of CH₃CN *in vacuo* to give 22 mg of yellow colored 3-[4-(4-Trifluoromethyl-benzyl)-piperazin-1-ylmethyl]-pyrimido[5,4-e][1,2,4]triazine-5,7-diamine as the trifluoroacetate salt.

25 ¹H NMR (MeOH-d₄, ppm): 7.77 (m, 4H), 4.37 (s, 2H), 4.33 (s, 2H), 2.90-3.38 (m, 8H).

- 26 -

EXAMPLE 21

3-[4-(3-Bromo-benzyl)-piperazin-1-ylmethyl]-pyrimido[5,4-e][1,2,4]triazine-5,7-diamine

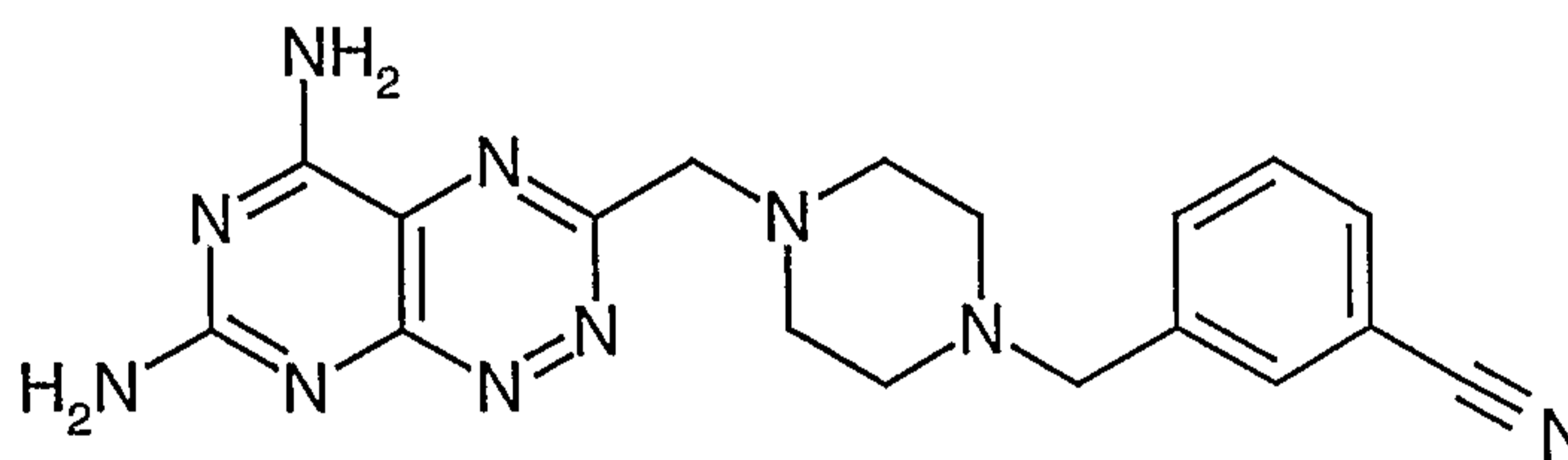


5 To a stirred solution of 3-Piperazin-1-ylmethyl-pyrimido[5,4-e][1,2,4]triazine-5,7-diamine TFA salt 5 (50 mg; 0.08 mmol; prepared in EXAMPLE 4) in dry DMF (1.0 mL) was added m-bromobenzyl bromide (34 mg; 0.14 mmol) followed by potassium carbonate (55 mg; 0.40 mmol). The mixture was allowed to stir for 24h at room temperature then taken up into CH₃CN/H₂O/0.1% TFA. The mixture was purified by
 10 reverse phase HPLC (Rainin C₁₈, 0% CH₃CN to 50% CH₃CN gradient, CH₃CN/H₂O, 0.1% TFA) and the bright yellow fractions containing the product were lyophilized after removal of CH₃CN *in vacuo* to give 15 mg of yellow colored 3-[4-(3-Bromo-benzyl)-piperazin-1-ylmethyl]-pyrimido[5,4-e][1,2,4]triazine-5,7-diamine as the trifluoroacetate salt.

15 ¹H NMR (MeOH-d₄, ppm): 7.38-7.80 (m, 4H), 4.30 (s, 4H), 2.85-3.38 (m, 8H).

EXAMPLE 22

3-[4-(3-Cyano-benzyl)-piperazin-1-ylmethyl]-pyrimido[5,4-e][1,2,4]triazine-5,7-diamine



20

To a stirred solution of 3-Piperazin-1-ylmethyl-pyrimido[5,4-e][1,2,4]triazine-5,7-diamine TFA salt 5 (50 mg; 0.08 mmol; prepared in EXAMPLE 4) in dry DMF (1.0 mL) was added m-cyanobenzyl bromide (23 mg; 0.18 mmol) followed by potassium carbonate (55 mg; 0.40 mmol). The mixture was allowed to stir for 24h at room
 25 temperature then taken up into CH₃CN/H₂O/0.1% TFA. The mixture was purified by reverse phase HPLC (Rainin C₁₈, 0% CH₃CN to 50% CH₃CN gradient, CH₃CN/H₂O, 0.1% TFA) and the bright yellow fractions containing the product were lyophilized after

- 27 -

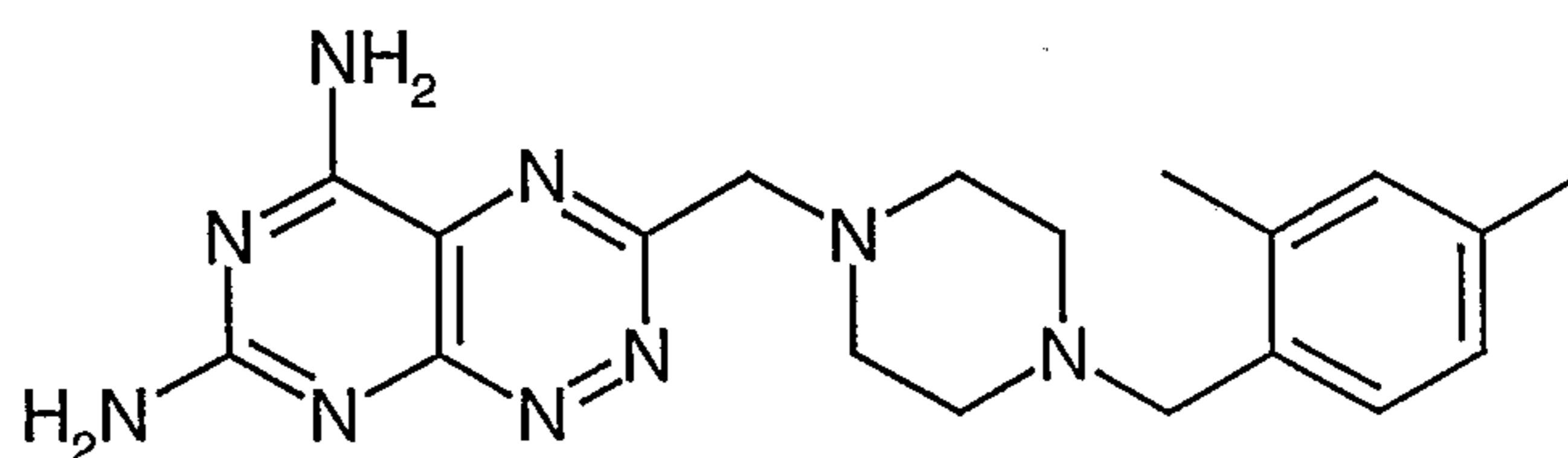
removal of CH₃CN *in vacuo* to give 12 mg of yellow colored 3-[4-(3-Cyano-benzyl)-piperazin-1-ylmethyl]-pyrimido[5,4-e][1,2,4]triazine-5,7-diamine as the trifluoroacetate salt.

¹H NMR (MeOH-d₄, ppm): 7.60-7.92 (m, 4H), 4.37 (s, 2H), 4.27 (s, 2H), 2.95-3.35 (m, 8H).

EXAMPLE 23

3-[4-(2,4-Dimethyl-benzyl)-piperazin-1-ylmethyl]-pyrimido[5,4-e]
[1,2,4]triazine-5,7-diamine

10



To a stirred solution of 3-Piperazin-1-ylmethyl-pyrimido[5,4-e][1,2,4]triazine-5,7-diamine TFA salt 5 (50 mg; 0.08 mmol; prepared in EXAMPLE 4) in dry DMF (1.0 mL) was added 2,4-dimethylbenzyl chloride (0.020 mL; 0.13 mmol) followed by potassium carbonate (55 mg; 0.40 mmol). The mixture was allowed to stir for 24h at room temperature then taken up into CH₃CN/H₂O/0.1% TFA. The mixture was purified by reverse phase HPLC (Rainin C₁₈, 0% CH₃CN to 50% CH₃CN gradient, CH₃CN/H₂O, 0.1% TFA) and the bright yellow fractions containing the product were lyophilized after removal of CH₃CN *in vacuo* to give 10 mg of yellow colored 3-[4-(2,4-Dimethyl-benzyl)-piperazin-1-ylmethyl]-pyrimido[5,4-e][1,2,4]triazine-5,7-diamine as the trifluoroacetate salt.

20

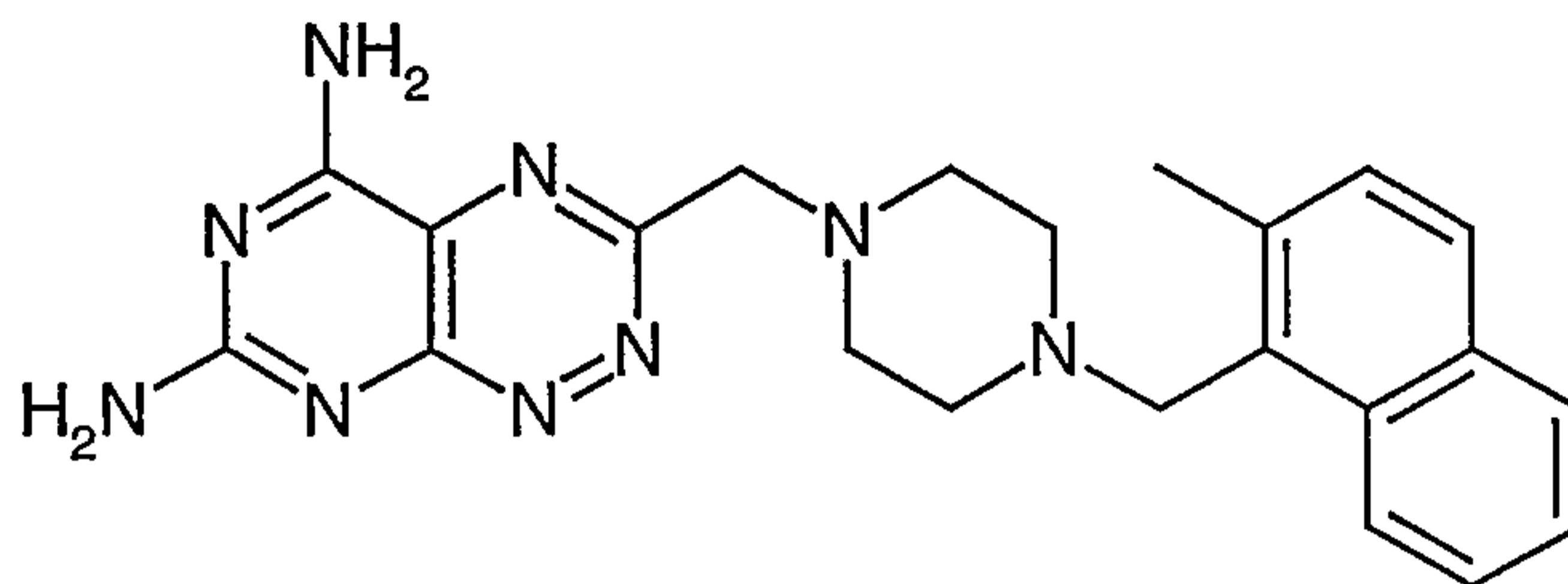
¹H NMR (dmsO-d₆, ppm): 9.40 (bs, 1H), 8.17 (bs, 2H), 7.00-7.40 (m, 3H), 4.28 (bs, 2H), 4.10 (bs, 2H), 2.95-3.35 (m, 8H), 2.34 (s, 3H), 2.28 (s, 3H).

25

EXAMPLE 24

3-[4-(4-Ethyl-2-methyl-naphthalen-1-ylmethyl)-piperazin-1-ylmethyl]-pyrimido[5,4-e][1,2,4]triazine-5,7-diamine

- 28 -



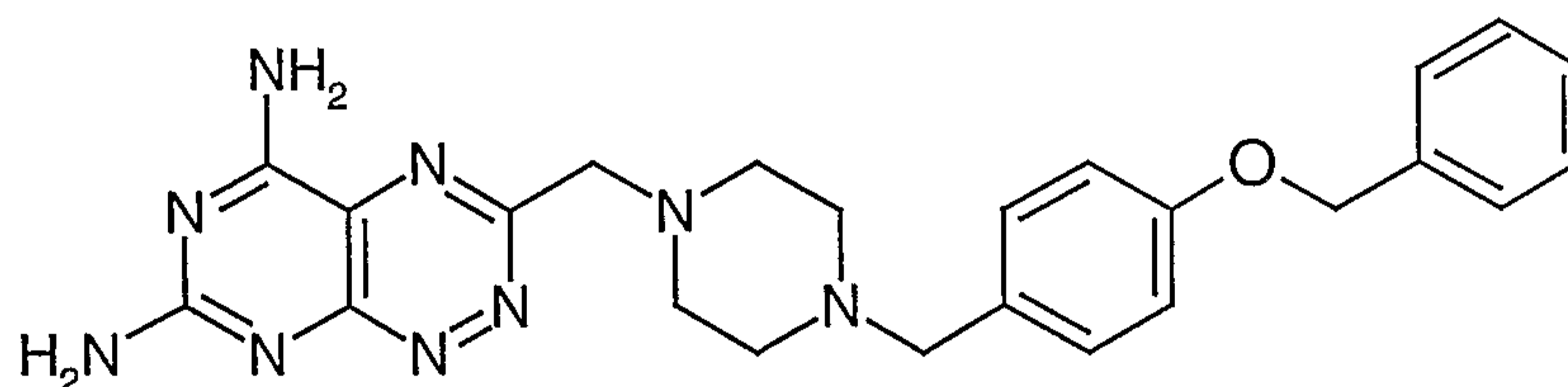
To a stirred solution of 3-Piperazin-1-ylmethyl-pyrimido[5,4-e][1,2,4]triazine-5,7-diamine TFA salt 5 (50 mg; 0.08 mmol; prepared in EXAMPLE 4) in dry DMF (1.0 mL) was added 1-Chloromethyl-2-methyl-Naphthalene (34 mg; 0.18 mmol) followed by potassium carbonate (55 mg; 0.40 mmol). The mixture was allowed to stir for 24h at room temperature then taken up into CH₃CN/H₂O/0.1% TFA. The mixture was purified by reverse phase HPLC (Rainin C₁₈, 0% CH₃CN to 50% CH₃CN gradient, CH₃CN/H₂O, 0.1% TFA) and the bright yellow fractions containing the product were lyophilized after removal of CH₃CN *in vacuo* to give 23 mg of yellow colored 3-[4-(4-Ethyl-2-methylnaphthalen-1-ylmethyl)-piperazin-1-ylmethyl]-pyrimido[5,4-e][1,2,4]triazine-5,7-diamine as the trifluoroacetate salt.

¹H NMR (MeOH-d₄, ppm): 8.07 (m, 1H), 7.92 (m, 2H), 7.40-7.50 (m, 3H), 4.90 (s, 2H), 4.37 (s, 2H), 2.70 (s, 3H), 2.80-3.45 (m, 8H).

15

EXAMPLE 25

3-[4-(4-Benzyloxy-benzyl)-piperazin-1-ylmethyl]-pyrimido[5,4-e][1,2,4]triazine-5,7-diamine



To a stirred solution of 3-Piperazin-1-ylmethyl-pyrimido[5,4-e][1,2,4]triazine-5,7-diamine TFA salt 5 (50 mg; 0.08 mmol; prepared in EXAMPLE 4) in dry DMF (1.0 mL) was added 1-Chloromethyl-2-methyl-Naphthalene (27 mg; 0.12 mmol) followed by potassium carbonate (58 mg; 0.42 mmol). The mixture was allowed to stir for 24h at room temperature then taken up into CH₃CN/H₂O/0.1% TFA. The mixture was purified by reverse phase HPLC (Rainin C₁₈, 0% CH₃CN to 50% CH₃CN gradient, CH₃CN/H₂O, 0.1% TFA) and the bright yellow fractions containing the product were lyophilized after removal of CH₃CN *in vacuo* to give 23 mg of yellow colored 3-[4-(4-Benzyloxy-benzyl)-

- 29 -

piperazin-1-ylmethyl]-pyrimido[5,4-e][1,2,4]triazine-5,7-diamine as the trifluoroacetate salt.

¹H NMR (dmso-d₆, ppm): 9.63 (s, 1H), 9.50 (s, 1H), 8.91 (bs, 1H), 8.77 (bs, 1H), 7.40 (m, 7H), 7.05 (m, 2H), 5.12 (s, 2H), 4.25 (s, 2H), 4.17 (s, 2H), 2.60-3.40 (m, 8H).

5

EXAMPLE 26

In vitro inhibition of PTP1B

Human PTP1B (1-321) was cloned from a human cDNA library using conventional molecular biology techniques. The cDNA sequence was identical to the published
10 human PTP1B sequence (Accession number M33689). The protein was expressed and purified from *E. coli* as described by Barford D. et.al *J. Mol Biol* (1994) 239, 726-730.

PTPase assays

The measurement of PTPase activity was carried out using one of two methods:

15 The first method for the measurement of PTP1B inhibitory activity a tyrosine phosphorylated peptide based on the amino acid sequence of insulin receptor tyrosine autophosphorylation site 1146 (TRDI(pY)E) was used as substrate. The reaction conditions were as follows:

PTP1B (0.5-2nM) was incubated with compound for 15 min in buffer containing 37.5
20 mM Mes buffer pH 6.2, 140mM NaCl, 0.05% BSA and 300nM DTT . The reaction was started by the addition of 50μM substrate. After 20 min at room temperature (22-25°C) the reaction was stopped with KOH and the amount of free phosphate measured using Malachite Green as previously described. (Harder et al. 1994 *Biochem J.* 298; 395)

25 The second method was used for the measurement of general PTPase inhibitory activity across a panel of PTPases. The substrate (6,8-difluoro-4-methylumbelliferyl phosphate (DiFMUP; from Molecular Probes) was used at the K_m for each enzyme. The buffer conditions were identical to those of the above Malachite Green assay except that 37.5 mM diethylglutarate pH 6.2 was used instead of MES. The reaction was stopped with
30 KOH. In this case the dephosphoryated product becomes fluorescent and the fluorescence is read. (Excitation:360nm/Emmission: 460nm).

For kinetic experiments the same buffer conditions were used except that the reaction was started using enzyme and the reaction stopped after 10 minutes.

- 5 According to the above *in vitro* assays the compounds of this invention have PTP1B IC₅₀ of less than 500 μM, preferably less than 100.

As measured in the above *in vitro* assays, all of the compounds of Examples 4-25 had a PTP1B IC₅₀ of less than 30 μM.

10

EXAMPLE 27

Effects of compounds on blood glucose levels in mouse model

To measure the antidiabetic effect compounds were tested in well established rodent *in vivo* models of type 2 diabetes and obesity.

15

Obese ob/ob mice

- Male or female ob/ob (C57BL6/J) mice (Diabetologia 14, 141-148 (1978)) (Jackson Labs) 40-50g were used to assess the effects of compounds on glucose lowering in addition to triglyceride lowering. Mice were presorted into groups of 10-12 based on
20 their glucose levels as well as their body weight. The mice were maintained on a normal rodent chow diet with water ad libitum. Mice received compound daily by gavage (suspended in 1% Na-CMC) for five days. Immediately prior to dosing, a predose blood glucose reading was taken on day one by snipping off a portion of the tail and collecting blood from the tail vein. Two hours post treatment on day five another measurement
25 for glucose was made by the same method. The animals were then anesthetized and sacrificed by exsanguination. Blood and tissues were collected for analysis. Compounds are considered active when they exhibit a statistically significant ($p \leq 0.05$) decrease in blood glucose compared to vehicle treated mice.

30 Diet induced obese C57BL6/J mice (DIO mice)

Mice that have type 2 diabetes can be generated by maintaining them on a high fat diet for a 4-6 months (Diabetes 37:1163-67 Sept 1988). Male C57Bl6/J mice (age 3 - 4 weeks) were placed on high fat diet for 4-6 weeks. At this time they were hyperglycemic and hyperinsulinemic and weighed 40-50 g. DIO mice (n=6) were weighed and fasted for a

- 31 -

two hour period prior to oral treatment. Immediately prior to dosing by gavage, a pre dose (time zero) glucose reading was obtained from the tail vein as described above.

Mice were treated with compound once a day for 5 days. Vehicle mice were not given the compound. On day five glucose was measured prior to dosing (0 time) and 2 hours and
5 4 hours after dosing. Insulin and triglycerides were measured at 4 hour post dose.

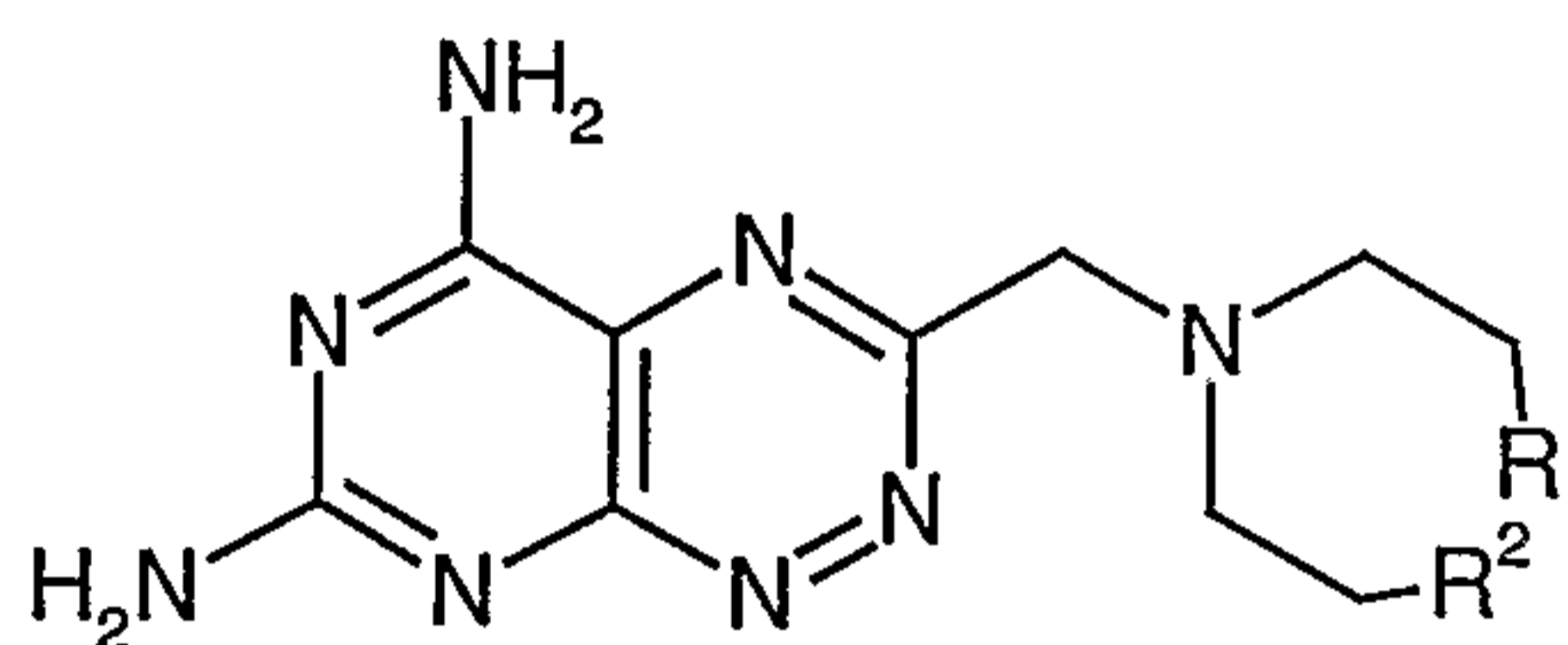
Compounds were considered active if the effect of the compounds in the animals showed a statistically significant ($p \leq 0,05$) glucose, insulin and triglyceride lowering compared to the vehicle treated animals.

10 Compounds of examples 5, 10 and 13 have been tested in vivo in mice in accordance with the procedure of Example 27 and have shown blood glucose reductions of at least 15%.

- 32 -

Claims

1. Compounds of the formula



5

I

wherein

R^1 and R^2 are individually selected from the group consisting of hydrogen, or

R^1 and R^2 together form a bond, $-CH_2-$, $-O-$, $-NH-$ or $-N-R^3$,

R^3 is lower alkyl or $-CH_2-Ar$, and

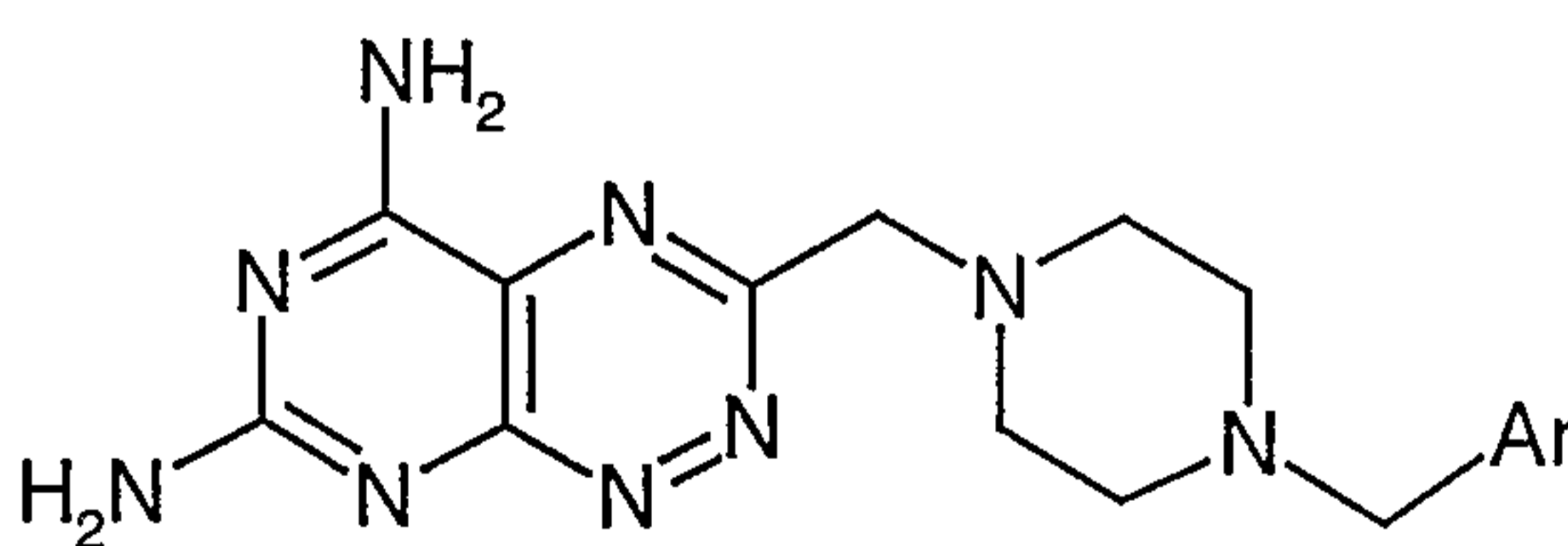
10

Ar is selected from the group consisting of unsubstituted phenyl; unsubstituted naphthyl; phenyl mono- or bi-substituted with lower alkyl, lower alkoxy, aryl, cycloalkyl, lower alkyl-aryl, lower alkoxy-aryl, lower alkyl-cycloalkyl, lower alkoxy-cycloalkyl, halo, cyano or trifluoromethyl; and naphthyl mono- or bi-substituted with lower alkyl, lower alkoxy, aryl, cycloalkyl, lower alkyl-aryl, lower alkoxy-aryl, lower alkyl-cycloalkyl, lower alkoxy-cylcoalkyl or halo;

15

or pharmaceutically acceptable salts thereof.

2. Compounds according to claim 1 having the formula



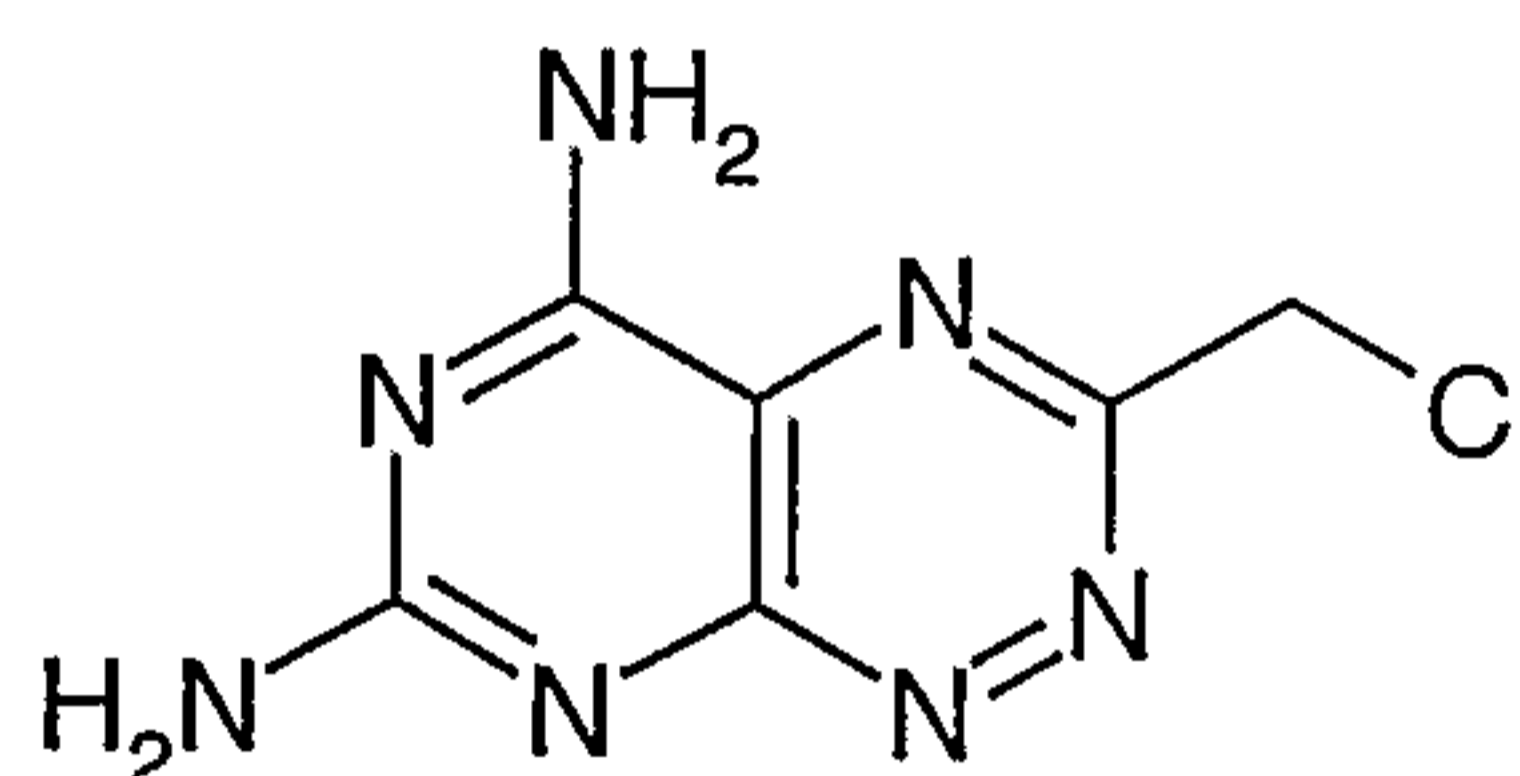
20

II

- 33 -

- wherein Ar is selected from the group consisting of unsubstituted phenyl; unsubstituted naphthyl; phenyl mono- or bi-substituted with lower alkyl, lower alkoxy, aryl, cycloalkyl, lower alkyl-aryl, lower alkoxy-aryl, lower alkyl-cycloalkyl, lower alkoxy-cycloalkyl, halo, cyano or trifluoromethyl; and naphthyl mono- or bi-
- 5 substituted with lower alkyl, lower alkoxy, aryl, cycloalkyl, lower alkyl-aryl, lower alkoxy-aryl, lower alkyl-cycloalkyl, lower alkoxy-cylcoalkyl or halo;
- or pharmaceutically acceptable salts of compounds of formula II.
3. Compounds according to claim 1 or 2, wherein Ar is unsubstituted phenyl or unsubstituted naphthyl.
 - 10 4. Compounds according to claim 1 or 2, wherein Ar is phenyl mono-substituted with lower alkyl, lower alkoxy, aryl, cycloalkyl, lower alkyl-aryl, lower alkoxy-aryl, halo, cyano or trifluoromethyl.
 5. Compounds according to any one of claims 1 to 4, wherein Ar is phenyl mono-substituted with lower alkyl, lower alkoxy, halo, cyano or trifluoromethyl.
 - 15 6. Compounds according to any one of claims 1 to 5, wherein Ar is phenyl bi-substituted with lower alkyl, lower alkoxy, halo or cyano.
 7. Compounds according to any one of claims 1 to 6, wherein Ar is naphthyl mono-substituted with lower alkyl, lower alkoxy, lower alkyl-aryl, lower alkoxy-aryl or halo.
 - 20 8. Compounds according to any one of claims 1 to 7, wherein Ar is naphthyl mono-substituted with lower alkyl, lower alkoxy or halo.
 9. Compounds according to any one of claims 1 to 8, wherein Ar is naphthyl bi-substituted with lower alkyl, lower alkoxy or halo.
 10. Compounds according to any one of claims 1 to 9 selected from
 - 25 3-diethylaminomethyl-pyrimido[5,4-e][1,2,4]triazine-5,7-diamine;
3-(4-benzyl-piperazin-1-ylmethyl)-pyrimido[5,4-e][1,2,4]triazine-5,7-diamine;
3-(4-naphthalen-2-ylmethyl-piperazin-1-ylmethyl)-pyrimido[5,4-e][1,2,4]triazine-5,7-diamine;

- 3-(4-naphthalen-1-ylmethyl-piperazin-1-ylmethyl)-pyrimido[5,4-e][1,2,4]triazine-5,7-diamine;
- 3-(4-biphenyl-4-ylmethyl-piperazin-1-ylmethyl)-pyrimido[5,4-e][1,2,4]triazine-5,7-diamine;
- 5 3-[4-(2,4-dimethyl-benzyl)-piperazin-1-ylmethyl]-pyrimido[5,4-e][1,2,4]triazine-5,7-diamine;
- 3-[4-(4-ethyl-2-methyl-naphthalen-1-ylmethyl)-piperazin-1-ylmethyl]-pyrimido[5,4-e][1,2,4]triazine-5,7-diamine; and
- 10 3-[4-(4-benzyloxy-benzyl)-piperazin-1-ylmethyl]-pyrimido[5,4-e][1,2,4]triazine-5,7-diamine.
11. A process for the preparation of a compound according to any one of claims 1 to 10 comprising the reaction of a compound according to formula 3



3

- 15 in the presence of a compound of the formula R_4NHR_5 , wherein R^4 is $-CH_2CH_2R_1$ and R^5 is $-CH_2CH_2R_2$, and R^1 and R^2 are defined as in claim 1.

12. Compounds according to any one of claims 1 to 10 for use as therapeutically active substance.
13. Compounds according to any one of claims 1 to 10 for the preparation of medicaments for the prophylaxis and/or therapy of diabetes.
- 20 14. A pharmaceutical composition comprising a compound in accordance with any one of claims 1 to 10 and a therapeutically inert carrier.
15. Compounds according to any one of claims 1 to 10, when manufactured according to a process of claim 11.

- 35 -

16. The method for the treatment and/or prophylaxis of diseases which are related to the blood glucose level which method comprises administering an effective amount of a compound as defined in any one of claims 1 to 10.
17. The method of claim 16, wherein the disease is diabetes.
- 5 18. The invention as hereinbefore described.

