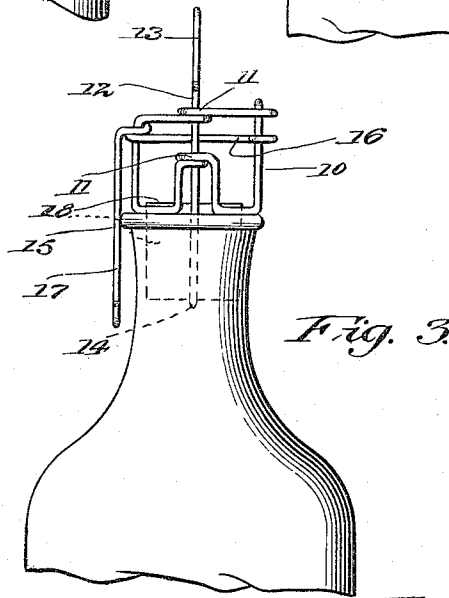
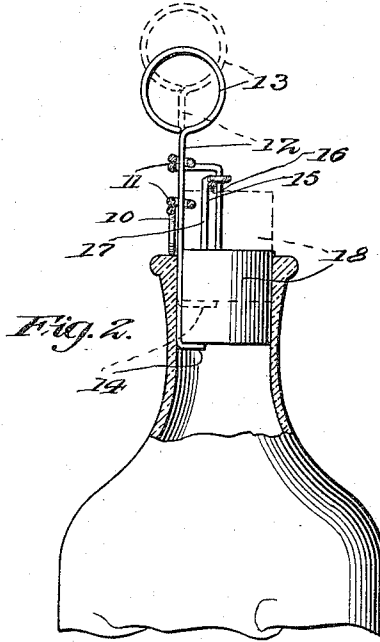
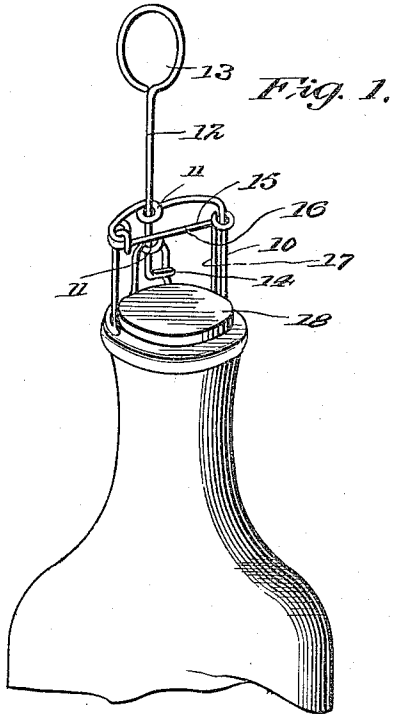


E. BALTHAZAR.  
 CORK EXTRACTOR.  
 APPLICATION FILED JULY 11, 1914.

1,155,193.

Patented Sept. 28, 1915.



Inventor  
*E. Balthazar*

Witnesses

*Frederick R. Moran*  
*H. H. Hoster*

By *Victor J. Evans*  
 Attorney

# UNITED STATES PATENT OFFICE.

ERNEST BALTHAZAR, OF PAWNEE, LOUISIANA.

## CORK-EXTRACTOR.

1,155,193.

Specification of Letters Patent.

Patented Sept. 28, 1915.

Application filed July 11, 1914. Serial No. 850,370.

*To all whom it may concern:*

Be it known that I, ERNEST BALTHAZAR, a citizen of the United States, residing at Pawnee, in the parish of Allen and State of Louisiana, have invented new and useful Improvements in Cork-Extractors, of which the following is a specification:

An object of the invention is to provide an extractor for readily and quickly removing corks and stoppers from bottles and jars without injuring the cork or stopper to an extent which would prevent its being reused.

The invention contemplates, among other features, the provision of a simple device which can be readily applied to the top of the bottle and which includes an extracting member adapted to be inserted between the bottle and the stopper and turned, after which an upward pull, exerted on the extracting member, will result in the removal of the cork from the bottle.

In the further disclosure of the invention reference is to be had to the accompanying drawings, constituting a part of this specification, in which similar characters of reference denote corresponding parts in all the views, and in which:

Figure 1 is a fragmentary perspective view showing the device applied to the bottle prior to inserting the extractor between the cork and bottle. Fig. 2 is a vertical sectional view showing the extractor inserted between the cork and bottle, with the cork ready to be removed; Fig. 3 is a fragmentary rear elevation showing the device applied to the bottle and disclosing the member for holding the device in position.

Referring more particularly to the views, I provide a frame 10 preferably formed of a single piece of material, such as wire, and which is provided with a plurality of loops 11 forming bearings to slidably support an extracting member 12 carrying a handle 13 on its upper end and having its lower end bent laterally to form a gripping lug 14 to be suitably sharpened on its under side and flattened on its upper side, the said extracting member being mounted to turn and to slide on the frame, as will be readily seen by referring to the views. The bottom parts of the frame are preferably flattened so that the frame can be placed upon the bottle and the frame is of a substantially semi-circular shape. A member 15 in the nature of a single piece of wire is arranged upon the frame to provide a stop member 16

in the nature of a cross piece and a depending holding member 17, the said stop member being provided to limit the upward movement of the cork and prevent it from dropping to the floor when it is partially extracted from the bottle, whereas the holding member 17 permits of securely arranging the frame upon the bottle and holding the same thereon.

In the use of the device, the frame 10 is positioned on the top of the bottle 10 having the cork 19 therein and the extracting member is then pressed downwardly between the cork and bottle until the gripping lug 14 extends below the cork, after which a half turn is imparted to the handle 13, thus causing the gripping lug to extend diametrically to the cork so that a subsequent upward pull on the handle will cause the flat portion of the gripping lug to abut against the under side of the cork and pull the same upwardly and outwardly through the neck of the bottle. To prevent the cork from falling to the floor the cross piece forming the seat member 16 is provided, and which will be engaged by the upper face or top of the cork and prevent its entire extraction from the bottle. The provision of the holding member 17 permits of securing the frame 10 in proper position on the bottle so that the extracting member can be readily operated, the said holding member forming a handle whereby to hold the frame in position on the bottle.

Having thus described my invention, I claim:

1. In a cork extractor, the combination with a frame adapted to be applied to the top of a bottle, an extracting member mounted to turn and to slide on the frame and adapted to be inserted between the cork and the bottle and then turned to engage the cork and extract the same upon an upward pull of the extractor, and means on the frame for holding the same in position on the bottle and for limiting the extraction of the cork relatively to the bottle.

2. In a cork extractor, the combination with a frame adapted to be applied to the top of a bottle, an extracting member mounted to turn and to slide on the frame and adapted to be inserted between the cork and the bottle and then turned to engage the cork and extract the same upon an upward pull of the extractor, and a cross piece on the frame and adapted to be engaged by the

cork when the same is pulled upwardly in the bottle to limit the extraction of the cork relatively to the bottle.

3. In a cork extractor, the combination  
5 with a frame adapted to be applied to the top of a bottle, an extracting member mounted to turn and to slide on the frame and adapted to be inserted between the cork and the bottle and then turned to engage the  
10 cork and extract the same upon an upward pull of the extractor, a cross piece on the frame and adapted to be engaged by the cork when the same is pulled upwardly in

the bottle to limit the extraction of the cork relatively to the bottle, and a depend- 15  
ing member on the frame and constituting means for arranging the frame upon the bottle and adapted to be grasped with the bottle neck, to hold the frame on the bottle.

In testimony whereof I affix my signature 20  
in presence of two witnesses.

ERNEST BALTHAZAR.

Witnesses:

WM. E. BRITT,  
J. W. BRITT, Jr.

Copies of this patent may be obtained for five cents each, by addressing the "Commissioner of Patents,  
Washington, D. C."