J. S. HAGERTY.

Improvement in Hose-Bridges.

No. 132,660. Patented Oct. 29, 1872.

Fig. 1.

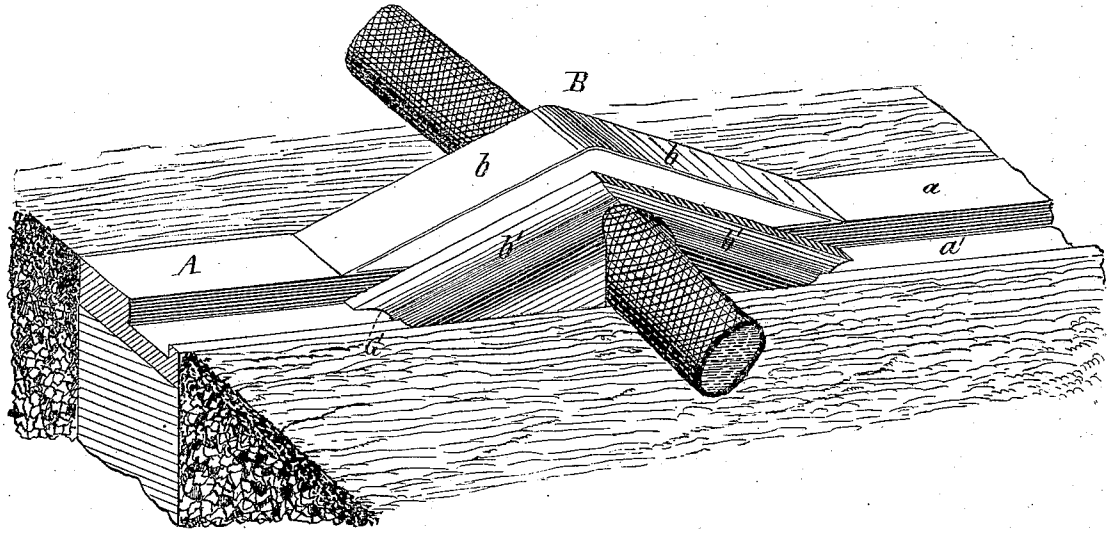

Fig. 2.

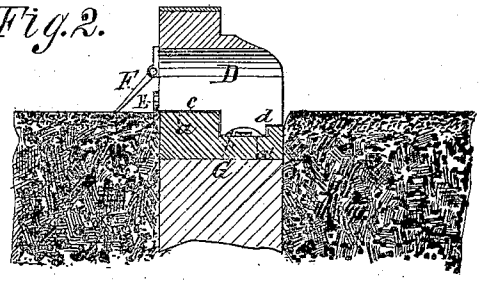

Fig. 3.

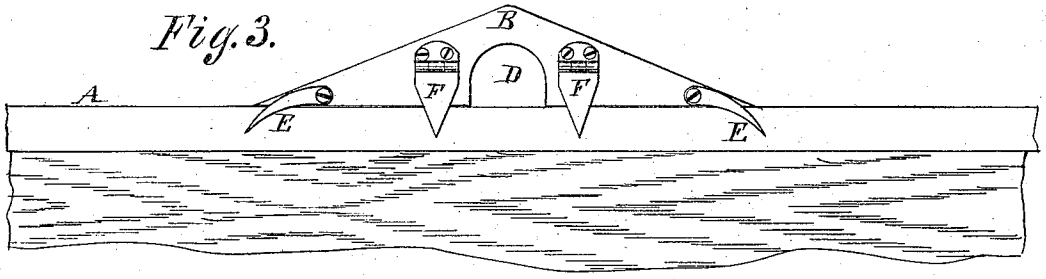

Witnesses:
G. Mathys.
C. A. Pettit

Inventor:
Jas. S. Hagerty
Per
Attorneys.

AM. PHOTO-LITHOGRAPHIC CO. N.Y. (OSBORNE'S PROCESS.)

UNITED STATES PATENT OFFICE.

JAMES S. HAGERTY, OF BALTIMORE, MARYLAND.

IMPROVEMENT IN HOSE-BRIDGES.

Specification forming part of Letters Patent No. **132,660**, dated October 29, 1872.

To all whom it may concern:

Be it known that I, JAMES S. HAGERTY, of Baltimore, in the county of Baltimore and State of Maryland, have invented a Portable Street-Car Hose-Jumper, of which the following is a specification:

My invention relates to hose-jumpers which allow the cars to pass over a hose lying across the track without injury thereto. My two improvements in this special class of invention consist, first, in combining with angular faces and opening for hose a horizontal bottom face on each side of jumper, provided with a groove that receives the spike-head and enables the jumper to sit firmly in its place on the rail; also, in combining side and end braces so as to prevent any lateral or longitudinal movement of the jumper.

In the drawing, Figure 1 is a perspective view of my device; Fig. 2 is a central cross-section; and Fig. 3 is a side elevation.

A represents an ordinary street-rail, having the raised flat surface *a* on the outer side, and the lower flat surface or groove *a'* on the inside of track. B is a hose-jumper, having the angle-shaped faces *b b'*, which may be curved or placed at any angle. Over this face *b* is fastened a correspondingly-shaped plate of metal, while under the vertex of the angle or middle part of the jumper is formed the concavity D, and on the side thereof are the horizontal faces *c d*. E E are end braces, and F F side braces, hinged to the jumper, and employed to hold it firmly in position on the rail. G is a groove which fits over spike-head.

The application is as follows: The jumper being placed on the track so that the concavity D shall receive the hose that lies across the track, the faces *c d* of jumper being fitted upon the faces *a a'* of rail, the anchors E E being thrown out in opposite directions, and the pieces F F being braced against any outward lateral movement, the cars can readily pass on their way.

Having thus described my invention, what I claim as new, and desire to secure by Letters Patent, is—

1. The street-railroad hose-jumper B, formed with groove G, angular faces *b b'*, horizontal faces *c d*, and opening D, constructed and applied as and for the purpose described.

2. The end braces E E and side braces F F combined with the hose-jumper B, as and for the purpose described.

JAMES S. HAGERTY.

Witnesses:

C. F. BARNES,

WM. SMYTH.