



US00D435779S

(12) **United States Design Patent**
Marzolf et al.

(10) **Patent No.:** **US D435,779 S**

(45) **Date of Patent:** **** Jan. 2, 2001**

(54) **OPERATOR FOR A CLOSURE ELEMENT**

(75) Inventors: **Ricci L. Marzolf; Julie Houdek**, both of New Hampton, IA (US); **Andrew Bools**, Hamilton; **David Craft**, Hucknall, both of (GB)

(73) Assignee: **Tri/Mark Corporation**, New Hampton, IA (US)

(**) Term: **14 Years**

(21) Appl. No.: **29/104,109**

(22) Filed: **Apr. 28, 1999**

(51) **LOC (7) Cl.** **08-06**

(52) **U.S. Cl.** **D8/321; D8/302; D8/319; D8/320**

(58) **Field of Search** **D8/300, 315–320, D8/321, 302, 356; 70/207, 224; 16/110 R, 111 R; 292/336.3, DIG. 67, DIG. 37, DIG. 12**

(56) **References Cited**

U.S. PATENT DOCUMENTS

431,105 * 7/1890 Cinnamond .
697,344 * 4/1902 Leland .
1,028,310 * 6/1912 Whittier .
3,127,206 * 3/1964 Jakeway .
3,372,441 * 3/1968 Fisher .

OTHER PUBLICATIONS

Stimpson Eyelets Cat. No. 110–F; p. 94; eyelets A 1683; A 2582, ©1967.*

Stimpson Eyelets Cat. No. 110–F; p. 82; eyelets A 1180; A 1600, ©1967.*

* cited by examiner

Primary Examiner—B. J. Bullock

(74) *Attorney, Agent, or Firm*—Wood, Phillips, VanSanten, Clark & Mortimer

(57) **CLAIM**

The ornamental design for an operator for a closure element, as shown and described.

DESCRIPTION

FIG. 1 is a front, top and right side perspective view of our operator for a closure element;

FIG. 2 is a right side elevation view with a longitudinal section through the center thereof;

FIG. 3 is a left side elevation view thereof;

FIG. 4 is a front elevation view thereof;

FIG. 5 is a rear elevation view thereof; and,

FIG. 6 is a bottom view thereof.

The portion of the operator for a closure element shown in dotted lines is for illustrative purposes only in FIGS. 1–6 and does not constitute a part of the claimed design.

The designations top, bottom, left side and right side are arbitrary in that the operator for a closure element can be used in different orientations.

1 Claim, 4 Drawing Sheets

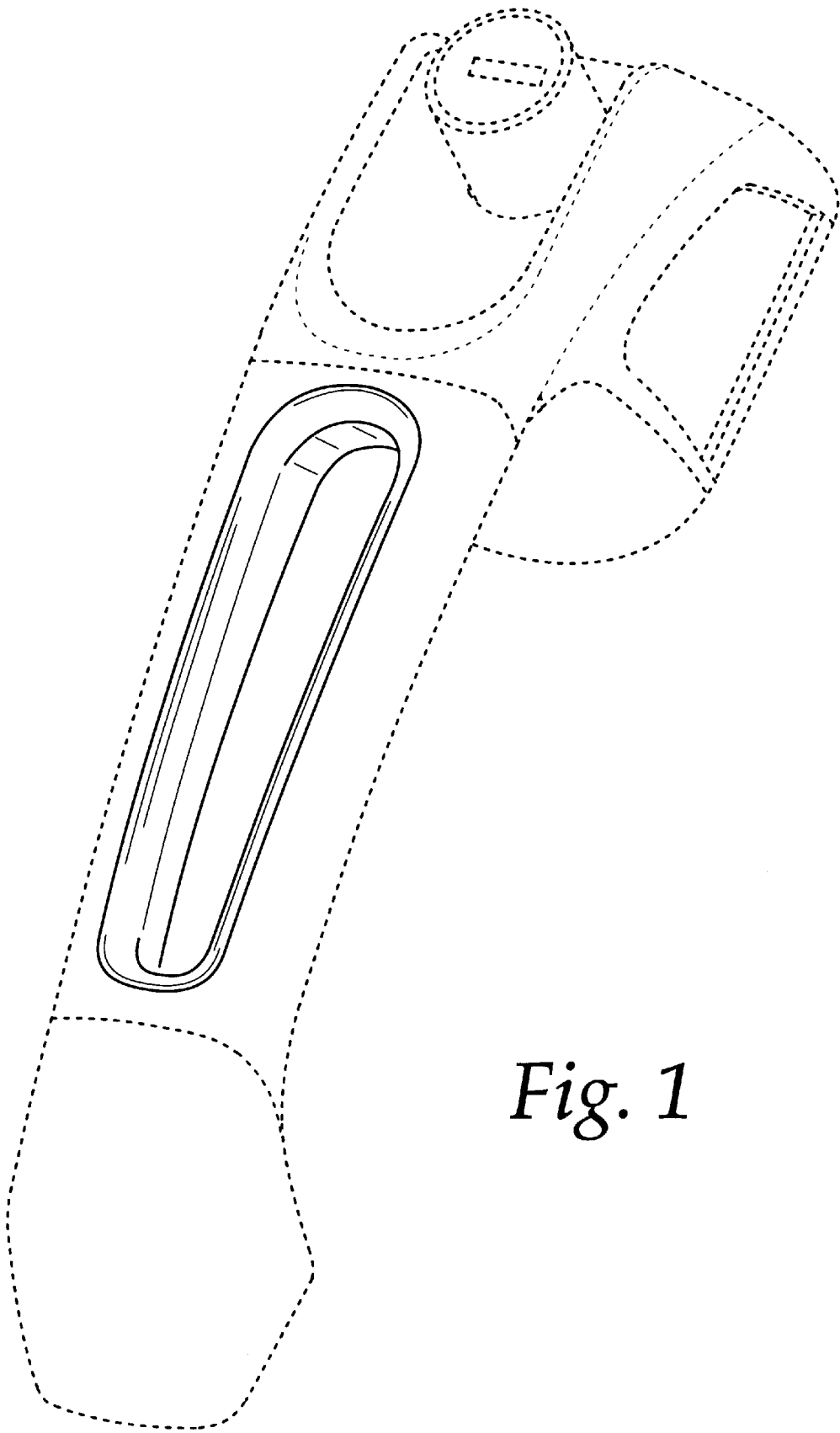


Fig. 1

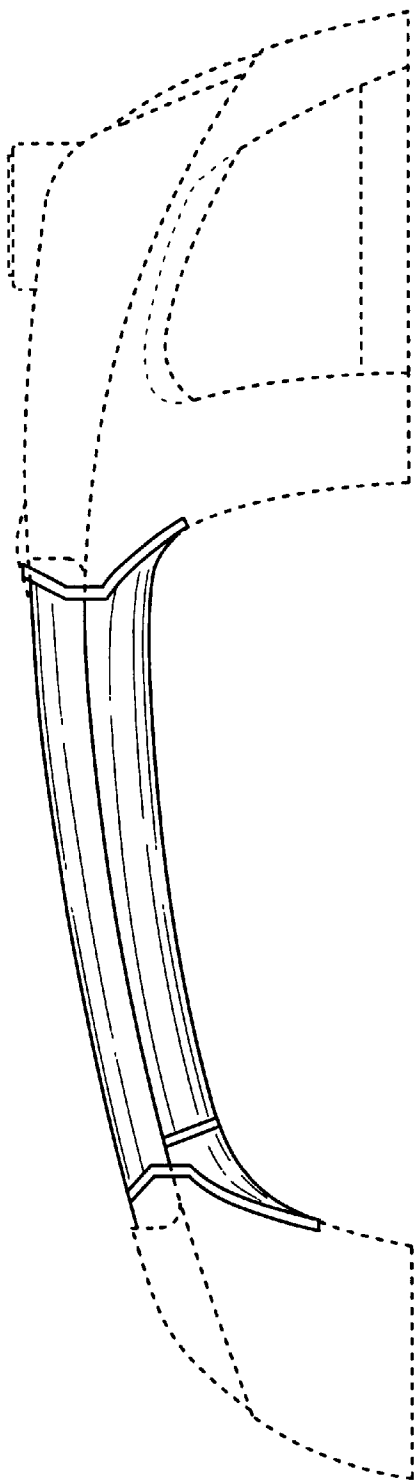


Fig. 2

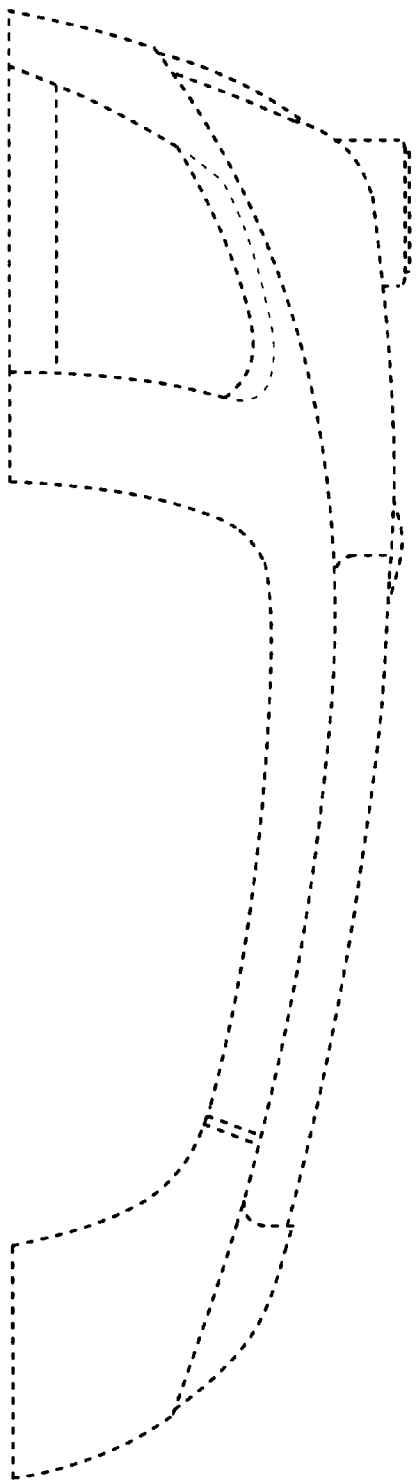


Fig. 3

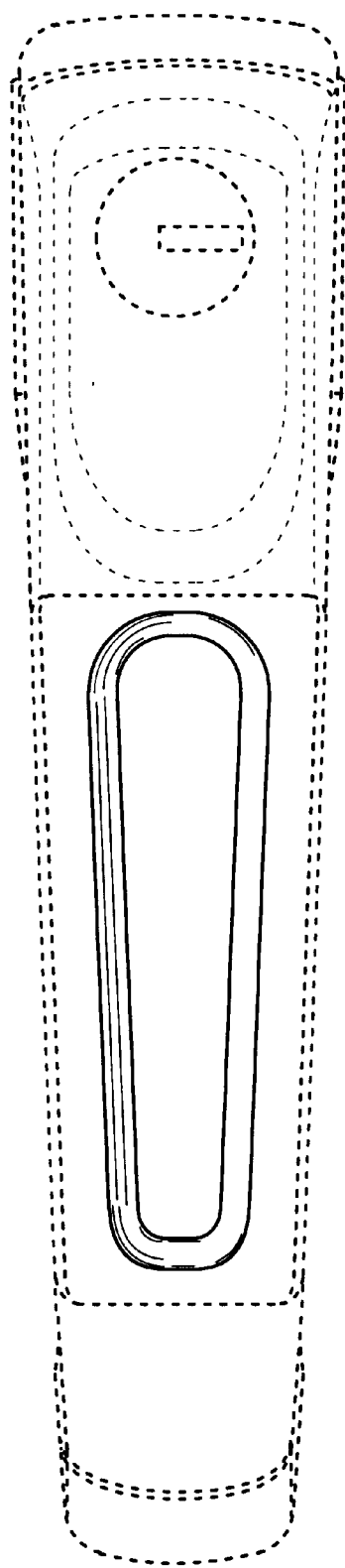


Fig. 4

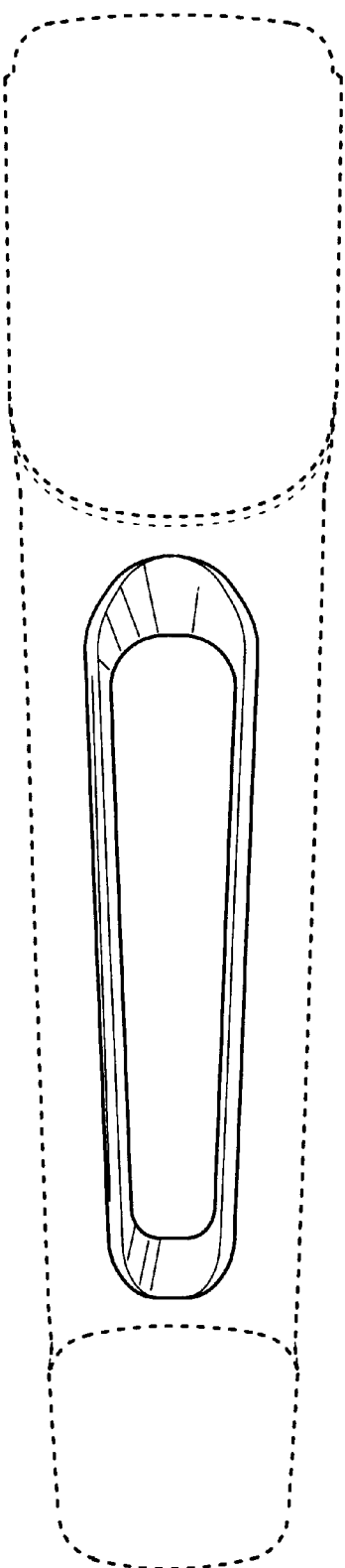


Fig. 5

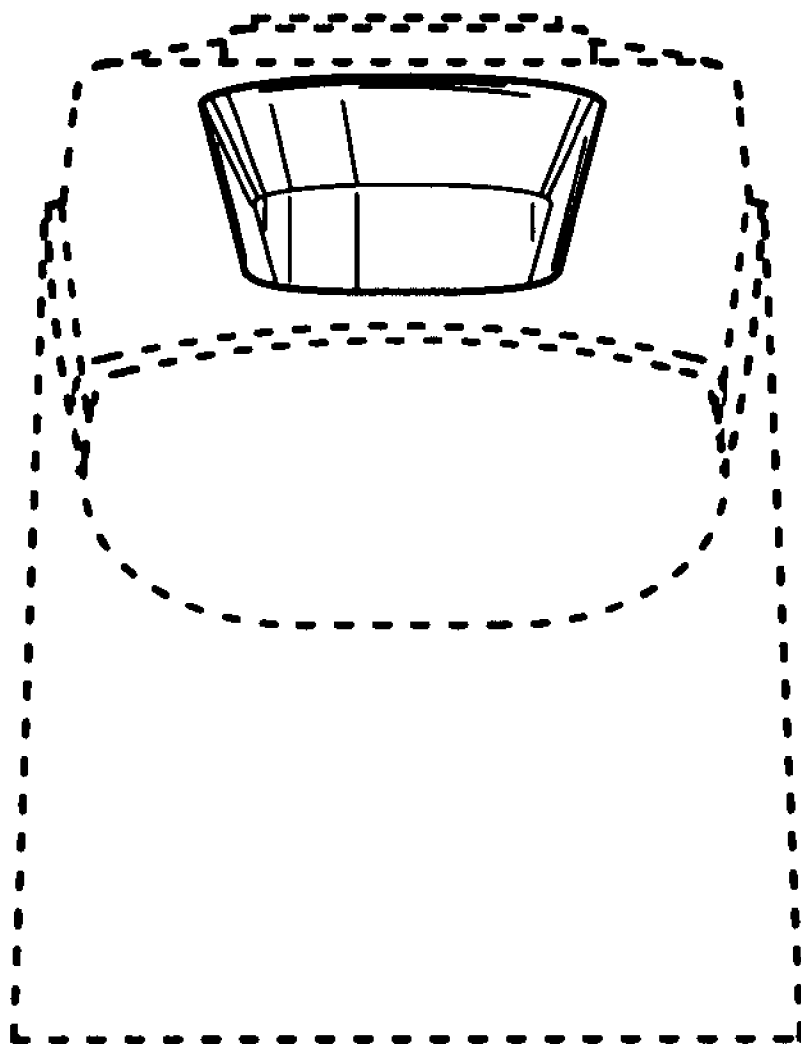


Fig. 6