



(12) **United States Design Patent**
Noble

(10) **Patent No.:** **US D1,069,557 S**
(45) **Date of Patent:** **** Apr. 8, 2025**

- (54) **CARABINER**
- (71) Applicant: **5.11, Inc.**, Manteca, CA (US)
- (72) Inventor: **Matthew David Noble**, Long Beach, CA (US)
- (73) Assignee: **5.11, Inc.**, Manteca, CA (US)
- (**) Term: **15 Years**
- (21) Appl. No.: **29/833,168**
- (22) Filed: **Apr. 1, 2022**

D772,029 S	11/2016	Spater	
D773,274 S *	12/2016	Berman	D8/105
D808,240 S	1/2018	Kelleghan	
D813,016 S	3/2018	Deneau et al.	
D821,090 S	6/2018	Case et al.	
D833,855 S	11/2018	Page	
D843,814 S	3/2019	Cariano et al.	
D873,112 S	1/2020	Bond	
D882,378 S *	4/2020	Graykowski	D8/356
10,655,854 B2	5/2020	Mojica	
D885,871 S *	6/2020	Adelman	D8/356
D896,046 S *	9/2020	Spater	D8/356
D918,692 S	5/2021	Adelman	
D933,354 S	10/2021	Grossman	
D933,355 S	10/2021	Grossman	
D934,662 S	11/2021	Adelman	
D934,663 S	11/2021	Adelman	
D938,254 S *	12/2021	Ormsbee	D8/105

Related U.S. Application Data

- (62) Division of application No. 29/693,964, filed on Jun. 6, 2019, now Pat. No. Des. 947,652.
- (51) **LOC (15) Cl.** **09-06**
- (52) **U.S. Cl.**
USPC **D8/356**; D8/105
- (58) **Field of Classification Search**
USPC D8/356, 354, 105, 349; D3/207
CPC B65H 57/16; B63B 21/045; A63B 29/08;
A63B 27/02
See application file for complete search history.

Primary Examiner — Cynthia R Underwood
(74) *Attorney, Agent, or Firm* — VIA LLP

(57) **CLAIM**

The ornamental design for a carabiner, as shown and described.

DESCRIPTION

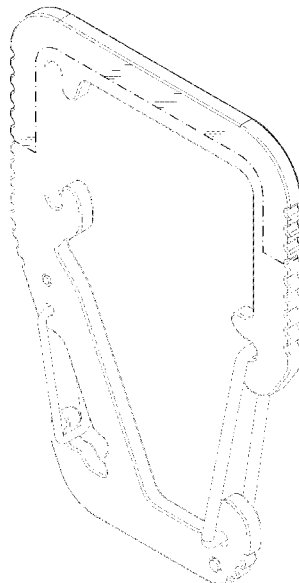
FIG. 1 is a perspective view showing front, right and top surfaces of a carabiner, embodying my new design.
 FIG. 2 is a front view thereof.
 FIG. 3 is a rear view thereof.
 FIG. 4 is a left side view thereof.
 FIG. 5 is a right side view thereof.
 FIG. 6 is a top view thereof; and,
 FIG. 7 is a bottom view thereof.
 The dash-dash broken lines in the drawings illustrate portions of the carabiner which form no part of the claimed design. The dash-dot broken lines are boundaries of the claimed design, which boundaries form no part of the claimed design.

(56) **References Cited**

U.S. PATENT DOCUMENTS

3,896,546 A *	7/1975	Hildebrandt	B26B 5/00	D8/99
D444,685 S	7/2001	Shenkel et al.		
D470,393 S *	2/2003	Kelleghan	D8/356	
D580,257 S	11/2008	Squyres		
D614,937 S *	5/2010	Kelleghan	D8/356	
D626,393 S	11/2010	Ormsbee		
D646,556 S	10/2011	Kelleghan		
D739,713 S	9/2015	Kelleghan		
D765,495 S	9/2016	Schmid		
D770,250 S	11/2016	Fischer		

1 Claim, 5 Drawing Sheets



(56)

References Cited

U.S. PATENT DOCUMENTS

D938,797	S *	12/2021	Kao	D8/105
D964,827	S *	9/2022	Tsai	D8/14
D993,738	S *	8/2023	Zeng	D8/99
D1,035,412	S *	7/2024	Ormsbee	D8/105
D1,039,938	S *	8/2024	Leh	D8/356
2007/0050956	A1	3/2007	Hu		
2007/0261213	A1	11/2007	Nolan et al.		
2014/0059782	A1	3/2014	Duncan et al.		
2015/0197022	A1*	7/2015	Pelton	B26B 11/00 30/153
2018/0056495	A1*	3/2018	Cheng	B25F 1/02
2022/0388130	A1*	12/2022	Ormsbee	B25F 1/02

* cited by examiner

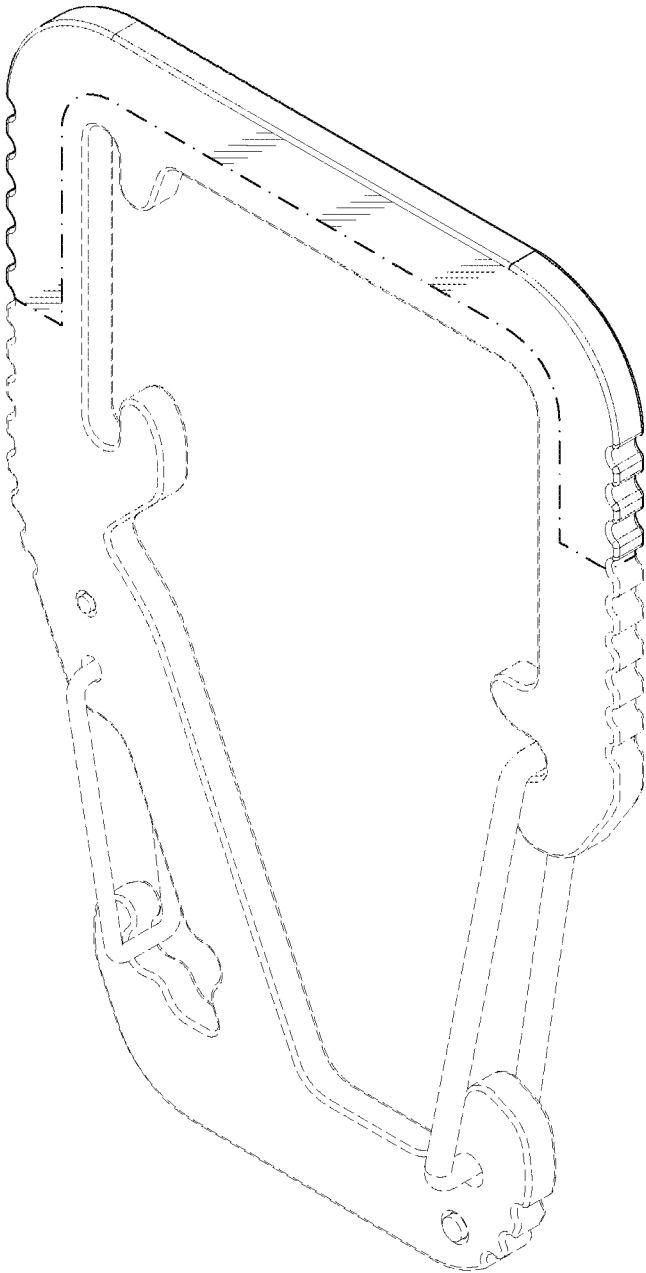


FIG. 1

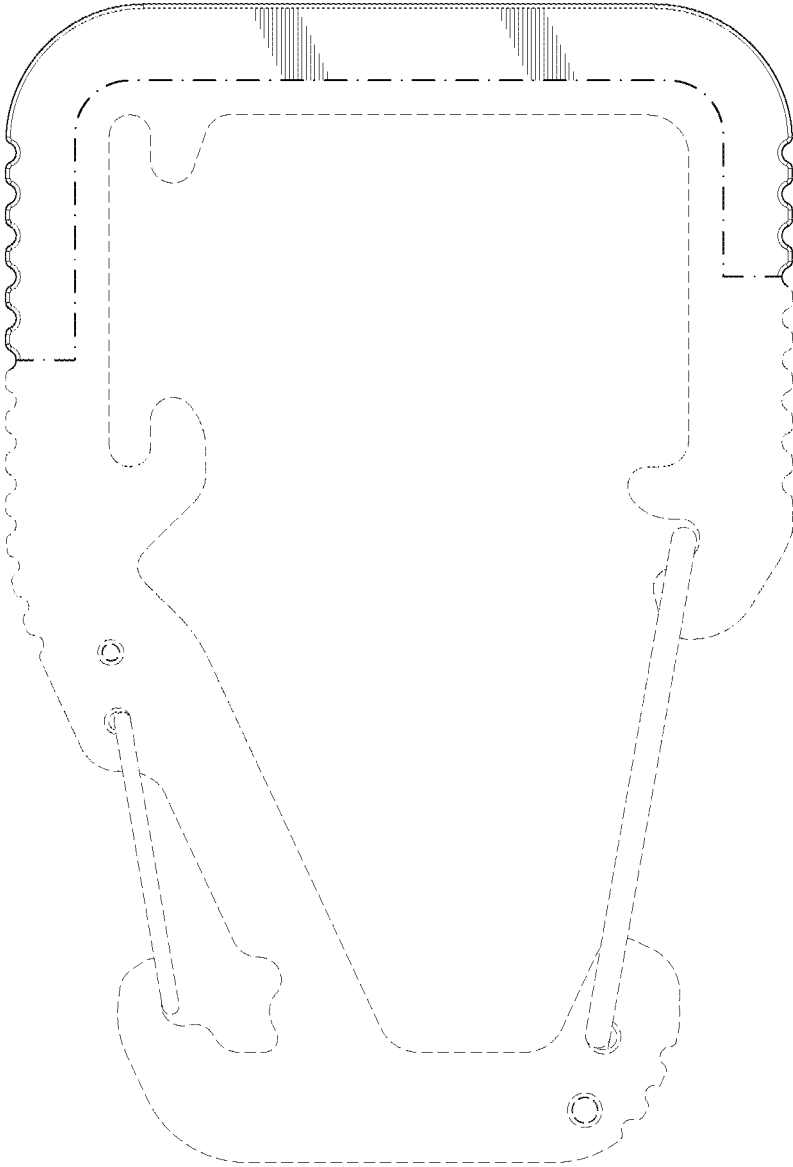


FIG. 2

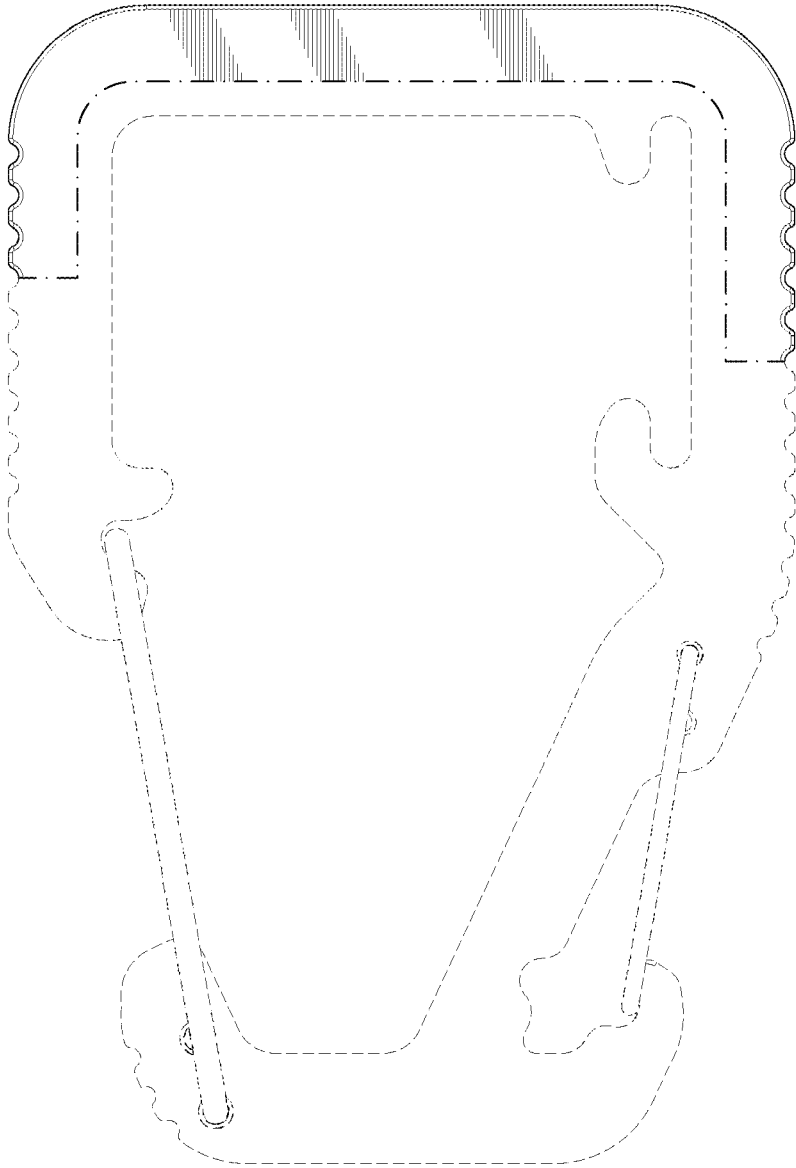


FIG. 3

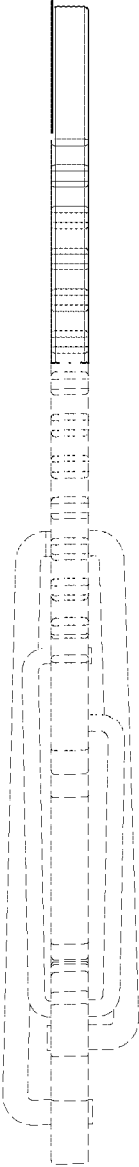


FIG. 4

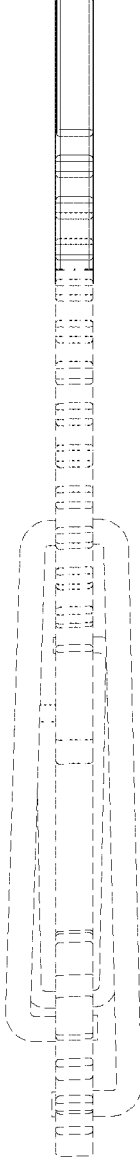


FIG. 5

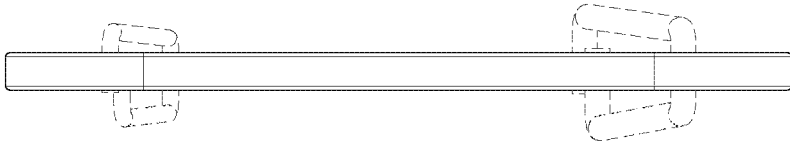


FIG. 6



FIG. 7