

**United States Patent** [19]  
**Stubblefield**

[11] **Patent Number: Des. 274,574**

[45] **Date of Patent: \*\* Jul. 10, 1984**

[54] **BOTTOM AND SIDE PORTIONS OF A SHOE SOLE**

D. 259,150 5/1981 Cesare ..... D2/320  
4,213,255 7/1980 Olberz ..... 36/32 R

[75] **Inventor: Jerry D. Stubblefield, Portland, Oreg.**

**FOREIGN PATENT DOCUMENTS**

[73] **Assignee: Pensa, Inc., Tigard, Oreg.**

71580 of 0000 Australia .  
1097064 of 0000 Canada .  
2412280 8/1979 France ..... 36/32 R  
1035454 of 0000 Japan .  
328731 of 0000 Switzerland .

[\*\*] **Term: 14 Years**

*Primary Examiner*—Nelson C. Holtje  
*Attorney, Agent, or Firm*—Saidman, Sterne & Kessler

[21] **Appl. No.: 250,900**

[22] **Filed: Apr. 3, 1981**

[52] **U.S. Cl. .... D2/320**

[58] **Field of Search ..... D2/319, 320, 310, 311,  
D2/312, 313, 309; 36/32 R, 59 R, 59 A, 59 C,  
25 R, 113, 114**

[57] **CLAIM**

The ornamental design for the bottom and side portions of a shoe sole, as shown and described.

[56] **References Cited**

**U.S. PATENT DOCUMENTS**

D. 198,199 5/1964 Wessinger ..... D2/320  
D. 244,642 6/1977 Famolare, Jr. .... D2/320  
D. 248,428 7/1978 Watanabe ..... D2/309  
D. 257,076 9/1980 Amicone ..... D2/320

**DESCRIPTION**

FIG. 1 is a bottom plan view of the bottom and side portions of a shoe sole showing my new design;  
FIG. 2 is a left side elevational view thereof, the right side being substantially a mirror image thereto;  
FIG. 3 is a bottom and left rear perspective view thereof.

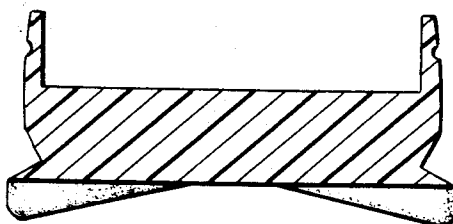


FIG. 1

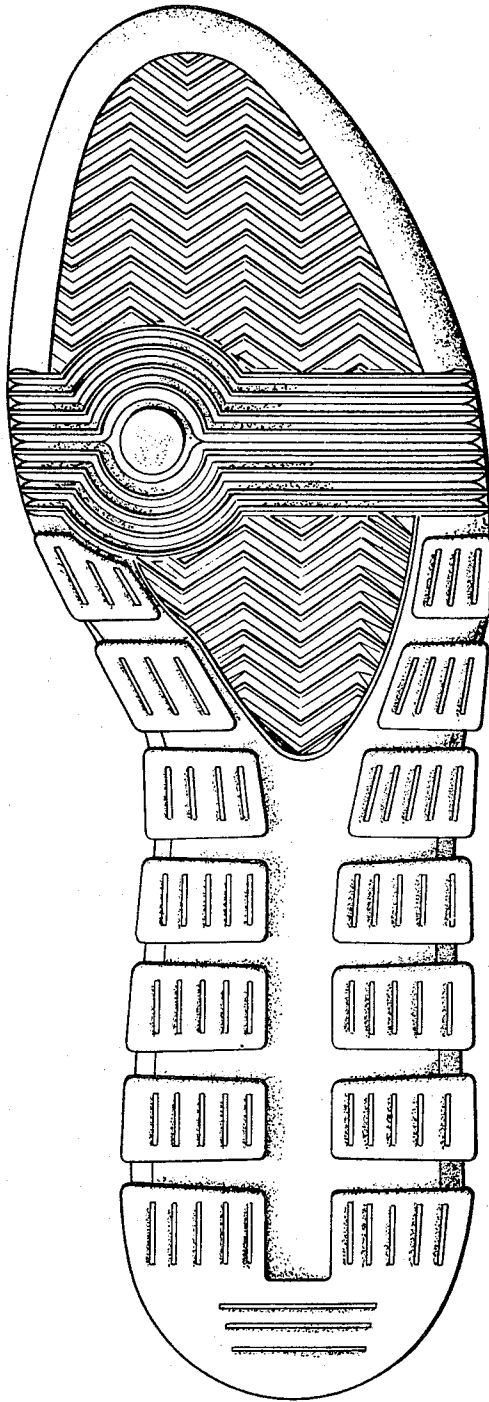
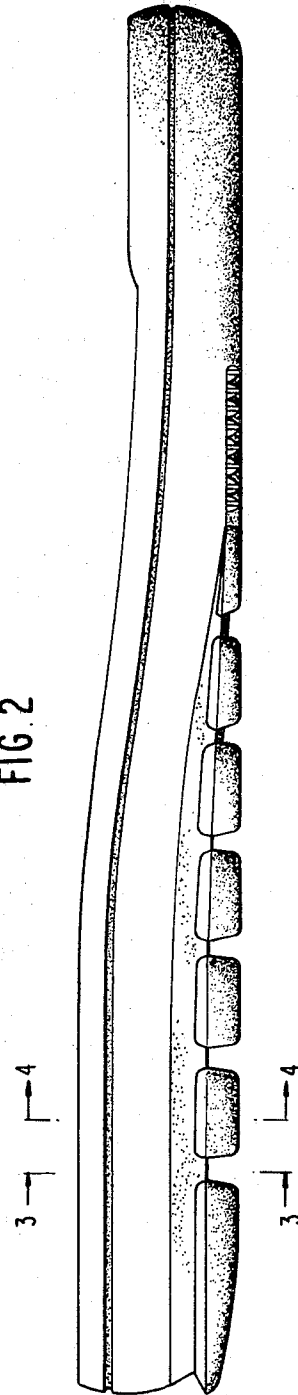


FIG. 2



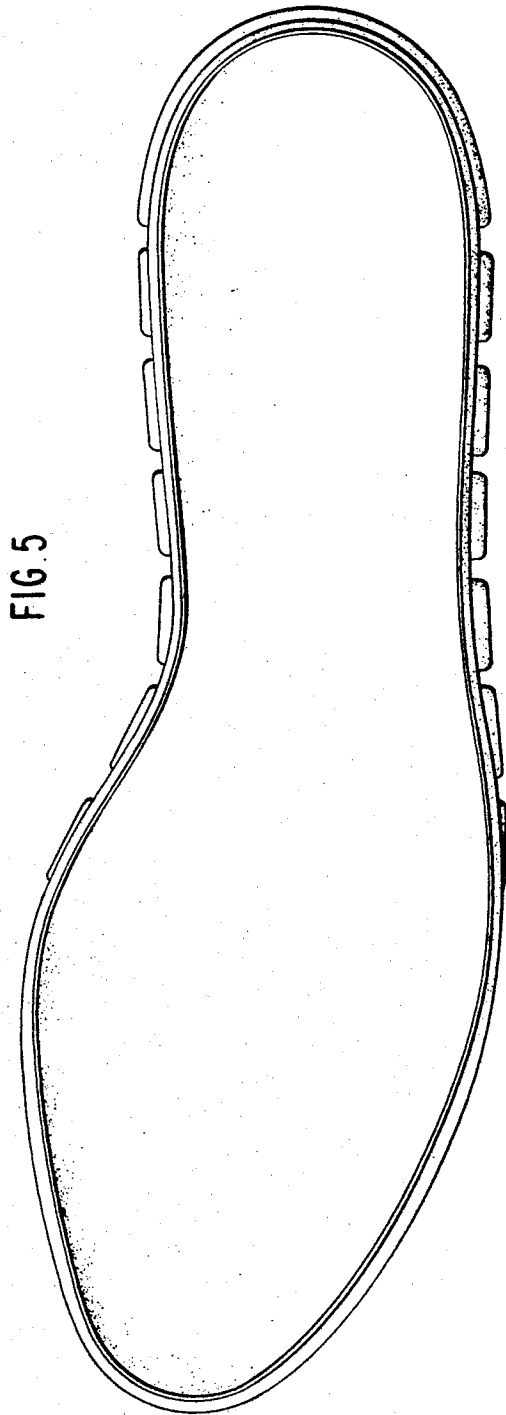


FIG. 5

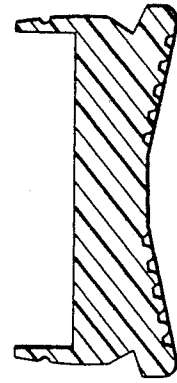


FIG. 4

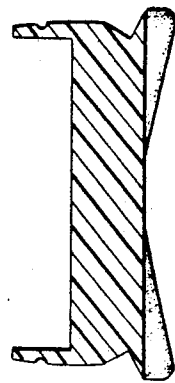


FIG. 3

FIG. 6

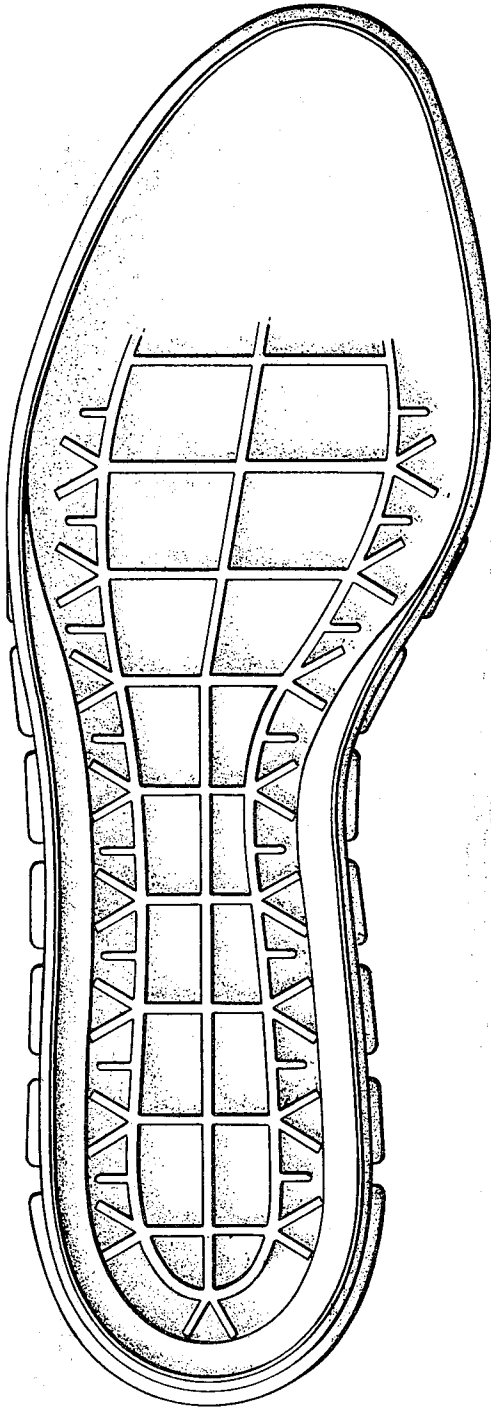


FIG. 7

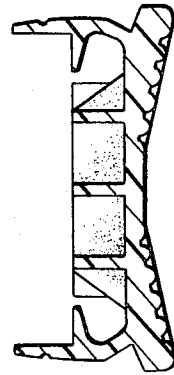
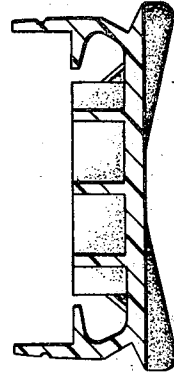


FIG. 8



UNITED STATES PATENT AND TRADEMARK OFFICE  
**CERTIFICATE OF CORRECTION**

PATENT NO. : Des. 274,574

Page 1 of 2

DATED : July 10, 1984

INVENTOR(S) : Jerry D. Stubblefield

It is certified that error appears in the above-identified patent and that said Letters Patent is hereby corrected as shown below:

The title page should appear as shown on per attached title page.

Sheets 2-3 of the drawings containing Figs. 3-8 should be deleted to be replaced with Figs. 3 as shown on the attached sheet.

**Signed and Sealed this**

*Seventh* **Day of** *May* 1985

[SEAL]

*Attest:*

DONALD J. QUIGG

*Attesting Officer*

*Acting Commissioner of Patents and Trademarks*

**United States Patent** [19]

Stubblefield

[11] Patent Number: **Des. 274,574**

[45] Date of Patent: **\*\* Jul. 10, 1984**

[54] **BOTTOM AND SIDE PORTIONS OF A SHOE SOLE**

D. 259,150 5/1981 Cesare ..... D2/320  
4,213,255 7/1980 Olberz ..... 36/32 R

[75] Inventor: **Jerry D. Stubblefield, Portland, Oreg.**

**FOREIGN PATENT DOCUMENTS**

[73] Assignee: **Pensa, Inc., Tigard, Oreg.**

71580 of 0000 Australia .  
1097064 of 0000 Canada .  
2412280 8/1979 France ..... 36/32 R  
1035454 of 0000 Japan .  
328731 of 0000 Switzerland .

[\*\*] Term: **14 Years**

[21] Appl. No.: **250,900**

*Primary Examiner*—Nelson C. Holtje  
*Attorney, Agent, or Firm*—Saidman, Sterne & Kessler

[22] Filed: **Apr. 3, 1981**

[52] U.S. Cl. .... **D2/320**

[57] **CLAIM**

[58] Field of Search ..... **D2/319, 320, 310, 311, D2/312, 313, 309; 36/32 R, 59 R, 59 A, 59 C, 25 R, 113, 114**

The ornamental design for the bottom and side portions of a shoe sole, as shown and described.

[56] **References Cited**

**U.S. PATENT DOCUMENTS**

D. 198,199 5/1964 Wessinger ..... D2/320  
D. 244,642 6/1977 Famolare, Jr. .... D2/320  
D. 248,428 7/1978 Watanabe ..... D2/309  
D. 257,076 9/1980 Amicone ..... D2/320

**DESCRIPTION**

FIG. 1 is a bottom plan view of the bottom and side portions of a shoe sole showing my new design; FIG. 2 is a left side elevational view thereof, the right side being substantially a mirror image thereto; FIG. 3 is a bottom and left rear perspective view thereof.

