



US00D806402S

(12) **United States Design Patent**  
**Fierer**

(10) **Patent No.:** **US D806,402 S**

(45) **Date of Patent:** **\*\* Jan. 2, 2018**

- (54) **GARMENT HANGER**
- (71) Applicant: **Matthew David Fierer**, Deerfield, IL (US)
- (72) Inventor: **Matthew David Fierer**, Deerfield, IL (US)
- (\*\*) Term: **15 Years**
- (21) Appl. No.: **29/568,612**
- (22) Filed: **Jun. 20, 2016**
- (51) **LOC (11) Cl.** ..... **06-08**
- (52) **U.S. Cl.**  
USPC ..... **D6/316**
- (58) **Field of Classification Search**  
USPC ..... D6/315-328; 223/85-98; 211/1, 10, 211/85.3, 87.01, 113  
CPC ..... A47G 25/28; A47G 25/743; A47G 25/26; A47G 25/442; A47G 25/20; A47G 25/4023; A47G 25/30; A47G 25/36; A47G 2025/1492; A47G 25/02; A47G 25/22; A47G 29/00; A47F 7/19; A47F 7/24; A47F 8/00  
See application file for complete search history.

D660,017 S *	5/2012	Appell	.....	D6/316
D660,602 S *	5/2012	Appell	.....	D6/316
D663,537 S *	7/2012	Appell	.....	D6/316
D675,032 S *	1/2013	Sutton	.....	D6/316
D675,033 S *	1/2013	Sutton	.....	D6/316

\* cited by examiner

*Primary Examiner* — Lauren Calve

(74) *Attorney, Agent, or Firm* — Husch Blackwell LLP;  
George S. Pavlik

(57) **CLAIM**

The ornamental design for a garment hanger, as shown and described.

**DESCRIPTION**

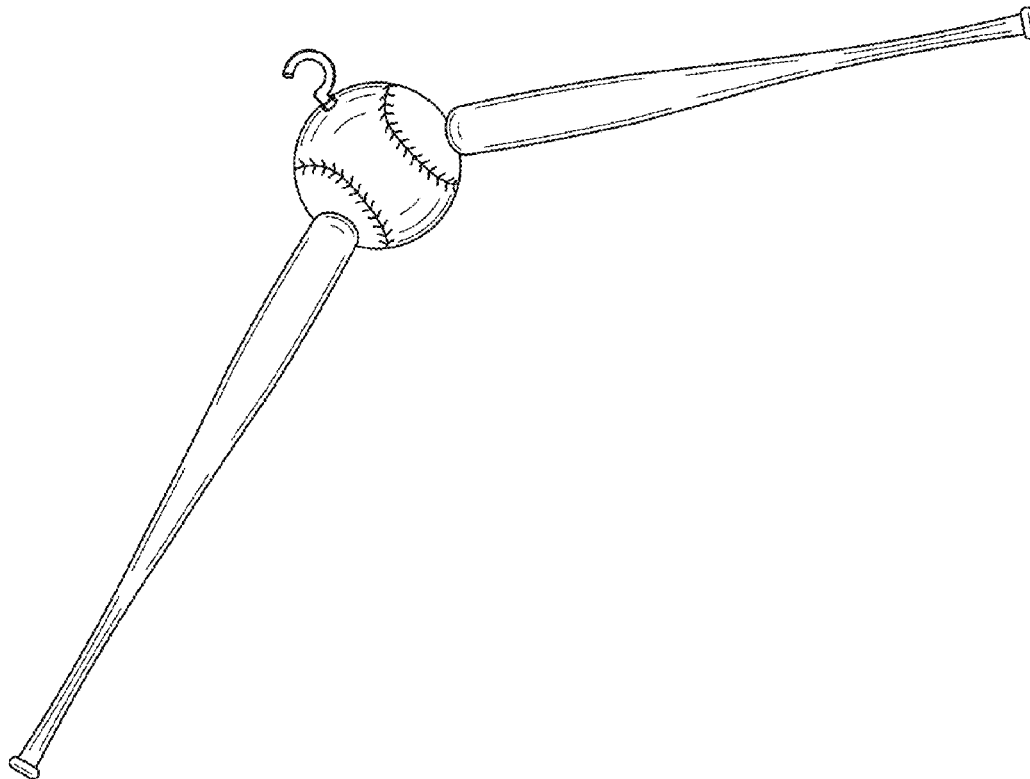
FIG. 1 is a perspective view of a garment hanger; FIG. 2 is a front elevation view thereof; FIG. 3 is a rear elevation view thereof; FIG. 4 is a top plan view thereof; FIG. 5 is a bottom plan view thereof; FIG. 6 is a first side elevation view thereof; and, FIG. 7 is a second side elevation view thereof.

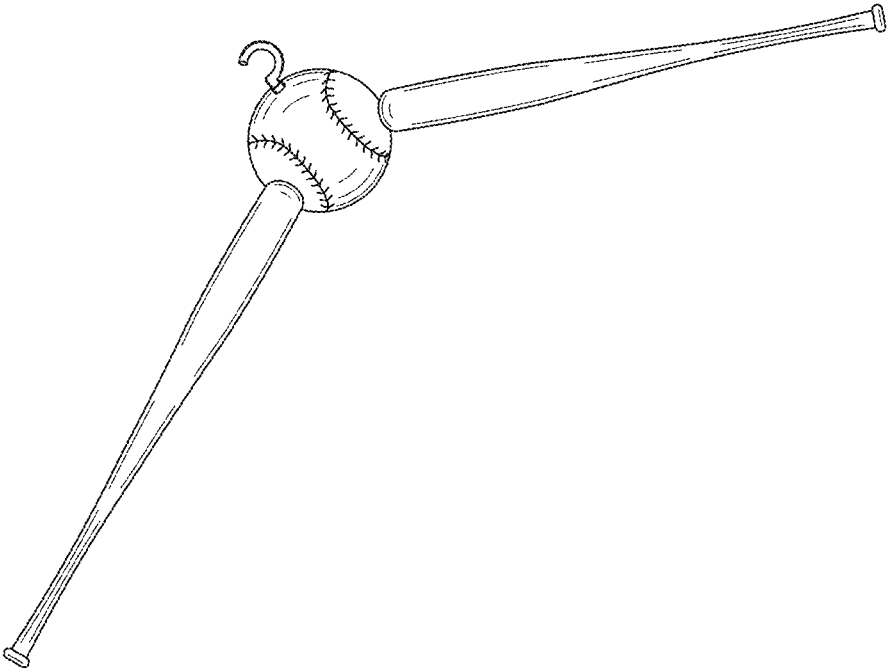
**1 Claim, 4 Drawing Sheets**

(56) **References Cited**

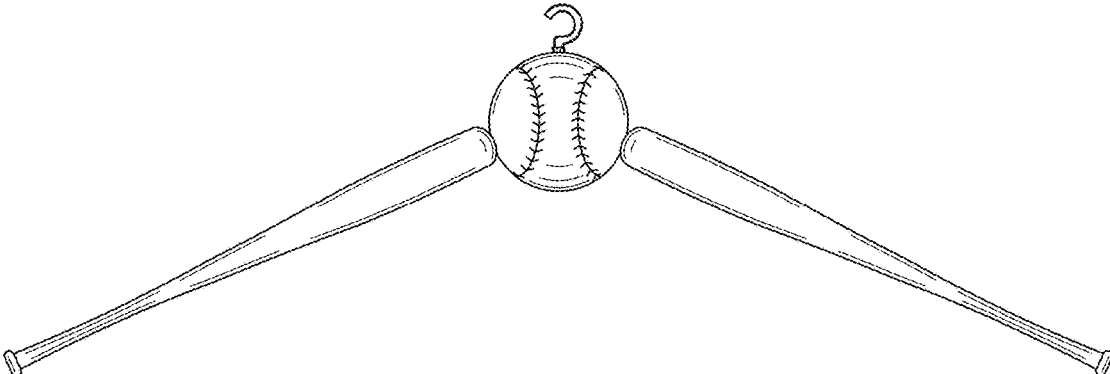
**U.S. PATENT DOCUMENTS**

D159,538 S *	8/1950	Savran	.....	223/92
D660,016 S *	5/2012	Appell	.....	D6/316

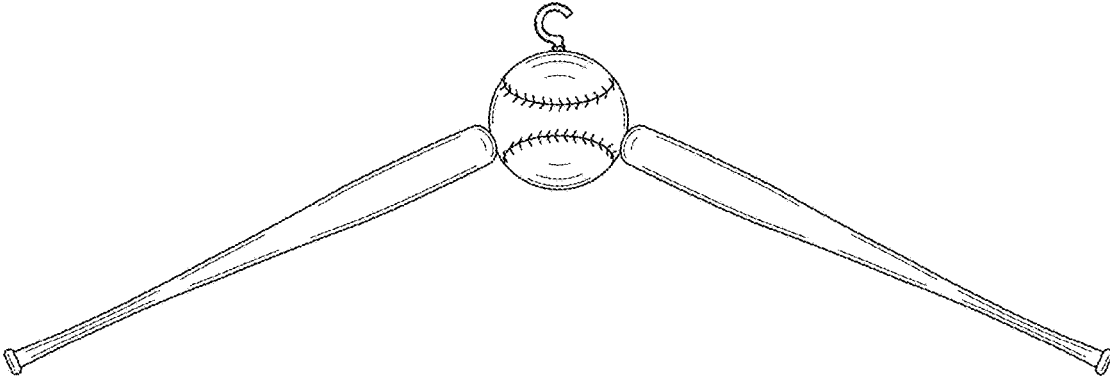




*FIG. 1*



*FIG. 2*



*FIG. 3*

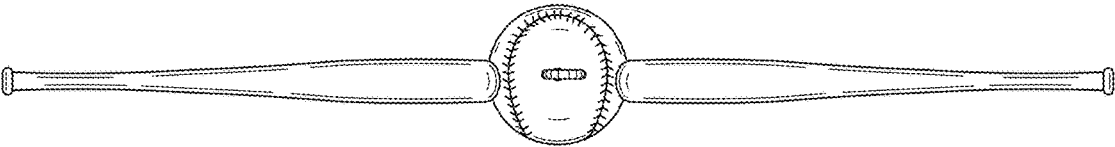


FIG. 4

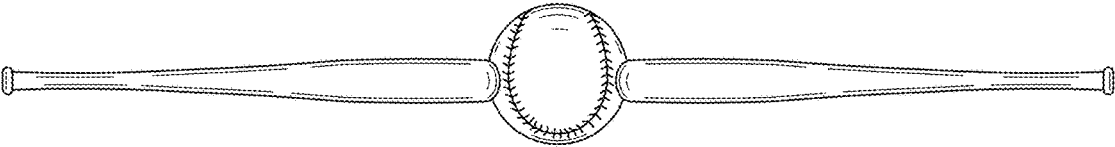
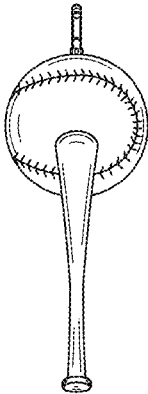
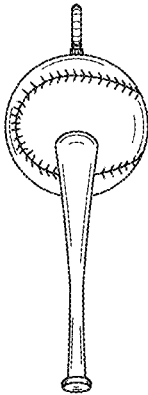


FIG. 5



*FIG. 6*



*FIG. 7*