

Nov. 11, 1958

F. HABER

2,859,752

NAPKIN POSITIONING UNDERGARMENT

Filed Jan. 27, 1956

2 Sheets-Sheet 1

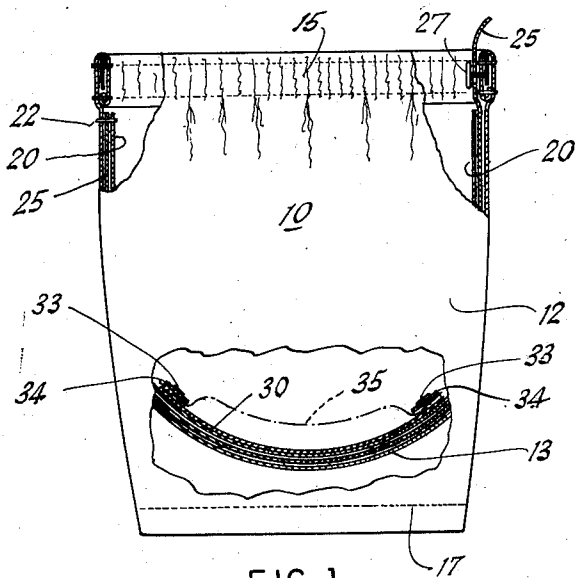


FIG. 1

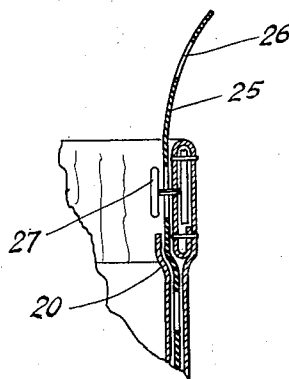


FIG. 2

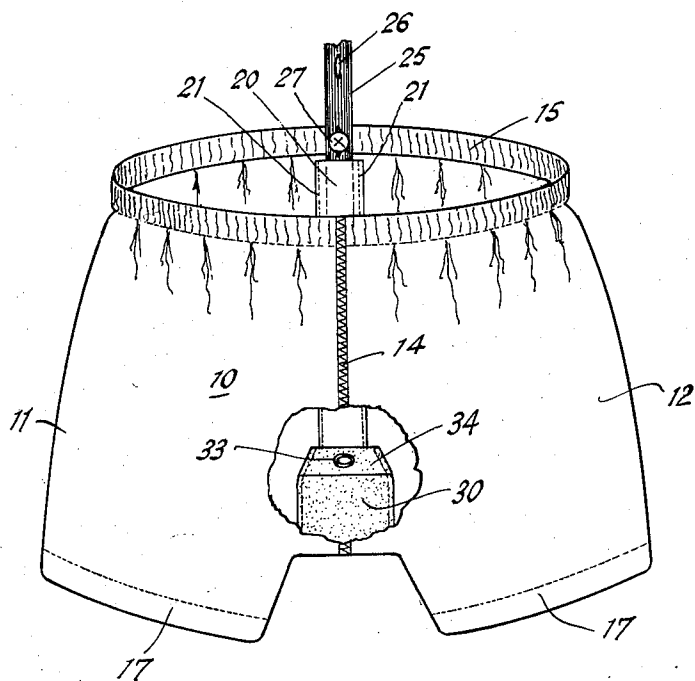


FIG. 4

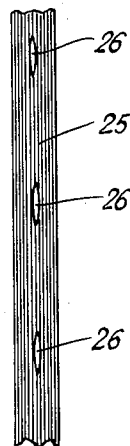


FIG. 3

INVENTOR.
FRIDA HABER

BY
Irving Seidman
ATTORNEY.

Nov. 11, 1958

F. HABER

2,859,752

NAPKIN POSITIONING UNDERGARMENT

Filed Jan. 27, 1956

2 Sheets-Sheet 2

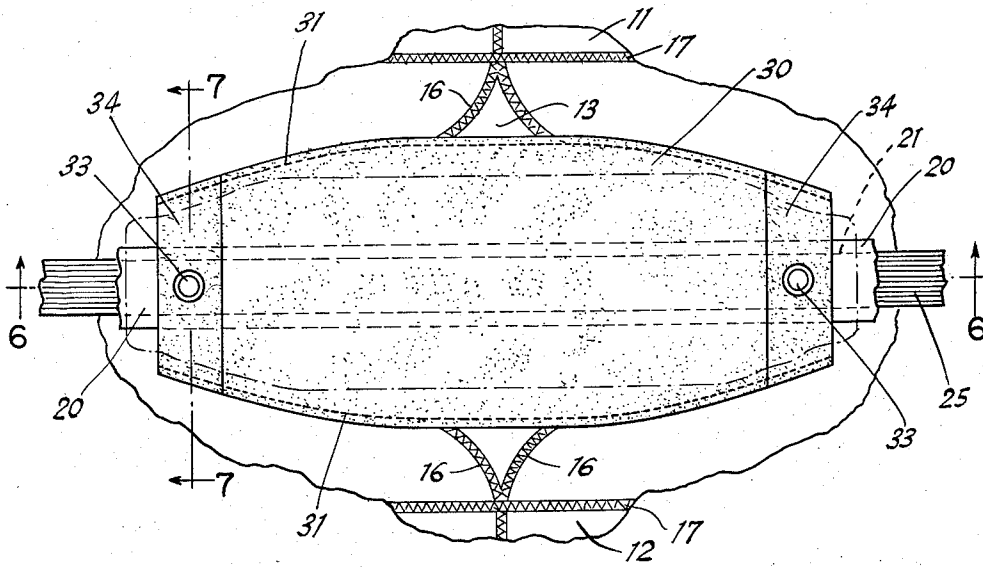


FIG. 5

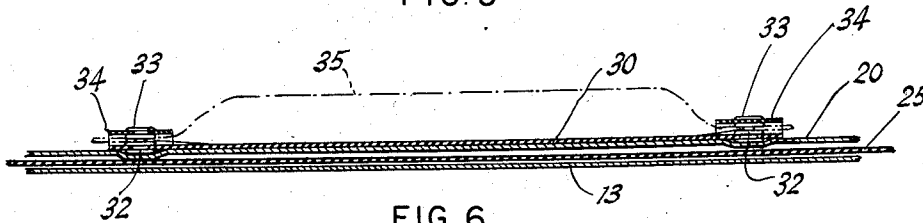


FIG. 6

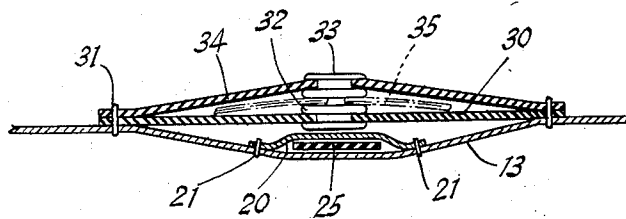


FIG. 7

INVENTOR.

FRIDA HABER

BY

Irving Seidman

ATTORNEY

1

2,859,752

NAPKIN POSITIONING UNDERGARMENT

Frida Haber, Brooklyn, N. Y.

Application January 27, 1956, Serial No. 561,776

5 Claims. (Cl. 128—288)

This invention relates to undergarments of the panty type and, more particularly, to a novel panty incorporating novel support and adjustment means for a catamenial or sanitary napkin.

The invention garment is intended for cooperation with the usual type of catamenial napkin comprising a pad of absorbent material enclosed in a gauze wrapping extending beyond each end of the pad as thin gauze sections. To this end, a panel of moisture proof material is stitched at its side edges over the crotch piece of the panty. Two straps of the moisture proof material extend across the ends of the panel, and these straps carry separable snap fastener elements cooperable with mating elements on the ends of the panel. The napkin is secured in position by placing it on the panel with the thin gauze end sections extending underneath the straps. The snap fastener elements are then interengaged through the thin gauze end sections.

Novel adjustment means are provided as a further feature. An elongated strip of material extends from the back center of the waist band centrally of the garment beneath the panel to the front center of the waist band. This strip is stitched along its side edges and at its back end to the panty to form an elongated pocket receiving an elongated elastic tape secured at its back end at the back center of the waist band. The front end of the tape is provided with longitudinally spaced fastening means cooperable with a mating fastening means on the inside front center of the waist band.

By pulling the front of the tape upwardly, the napkin is moved into proper position and held therein by fastening the tape to the front center of the waist band. For example, the tape may have spaced button holes engageable with a button or the like on the waist band.

For an understanding of the invention principles, reference is made to the following description of a typical embodiment thereof as illustrated in the accompanying drawing. In the drawing:

Fig. 1 is a side elevation view, partly broken away, of a panty undergarment embodying the invention;

Fig. 2 is an enlarged sectional view of the adjusting means shown in Fig. 1;

Fig. 3 is a partial plan view of the adjusting strap;

Fig. 4 is a rear elevation view of the panty undergarment, partially broken away;

Fig. 5 is an enlarged partial plan view of the napkin support and securing means; and

Figs. 6 and 7 are sectional views on the correspondingly numbered lines of Fig. 5.

Referring to Figs. 1, 2 and 5, the invention is illustrated as embodied in a panty type undergarment 10 comprising left leg piece 11, right leg piece 12, and crotch piece 13 joined by stitched seams 14 and 16. The bottom edges of the leg pieces are hemmed, as indicated at 17, and the garment has a hemmed elastic waist band 15.

In accordance with the invention, a narrow strip of material 20 overlies seams 14, being stitched to the gar-

2

ment along each edge, as indicated at 21, and at its back end, as indicated at 22, the back end lying just below the lower edge of waist band 15. The front end of strip 20 is not stitched to the garment so that strip 20 forms, with the garment, a long narrow pocket extending centrally down the front of the garment, along the crotch, and up the back of the garment.

This pocket receives an elongated strip of elastic tape forming an adjustment member 25, as best seen in Figs. 2 and 3. The back end of tape 25 is fixed in position by the stitching 22 closing the back end of the pocket. For a distance inwardly from its front end, tape 25 is formed with spaced holes 26 arranged to cooperate with a button or other headed fastener 27 secured to the inside of the garment 10 at the front center of waistband 15. The function of tape 25 will be described presently.

The support for the catamenial or sanitary napkin comprises a panel 30 of moisture proof material such as rubber or plastic. As best seen in Figs. 5, 6 and 7, panel 30 is stitched along its convex sided edges to garment 10, as indicated at 31, and overlies the major portion of crotch piece 13, being centered relative to seams 14 and strip 20. A snap fastener element 32 is secured centrally of each end of panel 30 for cooperation with a snap fastener element 33 carried by a strap 34, of the same material as panel 30, these straps 34 extending across each end of the panel and being secured to panel 30 and garment 10 by stitched seams 31.

The usual catamenial or sanitary napkin 35 is a pad of absorbent material enclosed in gauze covering which is carried beyond each end of the absorbent pad to form thin gauze end sections. In using the invention, napkin 35 is placed on panel 30 with these thin gauze end sections extending beneath straps 34. Fasteners 32—33 are then engaged through the gauze, clamping napkin 35 in position on panel 30. The wearer, after donning the panty, pulls tape 25 to draw crotch piece 13 upwardly to position napkin 35 in its operative position. Tape 25 is held in adjusted position by button 27 engaged in the appropriate button hole 26.

While a specific embodiment of the invention has been shown and described in detail to illustrate the application of the invention principles, it will be understood that the invention may be embodied otherwise without departing from such principles.

What is claimed is:

1. In a panty type undergarment having leg sections and a crotch section, joined by seams, and a waist band; a catamenial napkin support and positioning arrangement comprising, in combination, a panel of moisture resistant material substantially overlying the crotch section and secured thereto; securing means on said panel for interchangeable securing catamenial napkins in operative position thereon; and napkin adjusting means comprising an elongated elastic tape secured at one end at the back center of the waist band, extending centrally of the garment between said panel and said crotch section, and adjustably cooperable with fastening means at the front center of the waist band; said tape extending through an elongated pocket formed by a strip of material extending centrally of said garment between said panel and said crotch section, from the back center to the front center of the fixed band and secured to said garment along each side and at its back end.

2. In a panty type undergarment having leg sections and a crotch section, joined by seams, and a waist band; a catamenial napkin support and positioning arrangement comprising, in combination, a panel of moisture resistant material substantially overlying the crotch section and secured thereto along opposite side edges, said panel having a width substantially greater than that of a napkin;

3

securing means on each end of said panel for interchangeably securing catamenial napkins in operative position thereon; and napkin adjusting means comprising an elongated elastic tape secured at one end at the back center of the waist band, extending centrally of the garment through an elongated guide pocket formed between said panel and said crotch section, and adjustably cooperable with fastening means at the front center of the waist band.

3. An arrangement as claimed in claim 2 in which said securing means are cooperable with the thin gauze ends of a napkin of the type including a gauze enclosed moisture absorbent pad.

4. An arrangement as claimed in claim 2 in which the front end of said tape is formed with longitudinally spaced fastener means selectively engageable with a fastener element on the inside of the front center of the waist band.

4

5. An arrangement as claimed in claim 2 in which the front end of said tape is formed with longitudinally spaced button holes selectively engageable with a button on the inside of the front center of the waist band.

References Cited in the file of this patent

UNITED STATES PATENTS

1,149,158	Uyeda -----	Aug. 3, 1915
2,636,494	Hon -----	Apr. 28, 1953

FOREIGN PATENTS

516,908	Germany -----	Jan. 29, 1931
245,047	Switzerland -----	June 16, 1947