



US00D663107S

(12) **United States Design Patent**
Fuerst

(10) **Patent No.:** **US D663,107 S**

(45) **Date of Patent:** **** Jul. 10, 2012**

(54) **FOOTWEAR SOLE**

(75) Inventor: **Rory Fuerst**, Atherton, CA (US)

(73) Assignee: **Keen, Inc.**, Portland, OR (US)

(**) Term: **14 Years**

(21) Appl. No.: **29/341,306**

(22) Filed: **Aug. 3, 2009**

Related U.S. Application Data

(63) Continuation of application No. 29/212,929, filed on Sep. 8, 2004, now abandoned.

(51) **LOC (9) Cl.** **02-04**

(52) **U.S. Cl.** **D2/947**

(58) **Field of Classification Search** D2/902, D2/906, 908, 916, 918, 925, 946, 947, 951-954, D2/956-962, 977; 36/3 B, 22 R, 24.5, 25 R, 36/28, 32 R, 34 R, 59 C, 67 A, 103
See application file for complete search history.

(56) **References Cited**

U.S. PATENT DOCUMENTS

D51,646 S *	1/1918	Johnson	D2/954
D77,029 S *	11/1928	Richeter et al.	D2/947
2,063,227 A *	12/1936	Calvin	36/12
D205,026 S *	6/1966	Johnson	D2/951
D257,700 S *	12/1980	Famolare, Jr.	D2/951
4,535,554 A *	8/1985	De Obaldia B.	36/113
D319,341 S *	8/1991	Shrive	D2/959
D335,453 S *	5/1993	Marti	D9/523
D338,326 S *	8/1993	Dolinsky	D2/947
D345,453 S *	3/1994	Carpenter	D2/955
D373,674 S *	9/1996	Dolinsky	D2/956
D388,593 S *	1/1998	Ferro	D2/947
D390,344 S *	2/1998	Elliott	D2/947
D390,345 S *	2/1998	Aird et al.	D2/947
D395,336 S *	6/1998	Ball	D2/947
D421,830 S *	3/2000	Rohrbach et al.	D2/947
6,098,316 A *	8/2000	Hong	36/97
D452,770 S *	1/2002	Birkenstock	D2/917
D475,181 S *	6/2003	McClaskie	D2/953

D482,851 S *	12/2003	McClaskie	D2/956
D489,166 S *	5/2004	McClaskie	D2/953
D489,880 S *	5/2004	McClaskie	D2/952
D495,477 S *	9/2004	McClaskie	D2/956
D496,523 S *	9/2004	Fuerst	D2/953
D498,041 S *	11/2004	McClaskie	D2/956
D498,575 S *	11/2004	Fuerst	D2/953
D498,576 S *	11/2004	McClaskie	D2/960
D498,902 S *	11/2004	Adams	D2/951
D499,238 S *	12/2004	Romero-Sanchez	D2/951
D499,534 S *	12/2004	McClaskie	D2/951
6,883,252 B2 *	4/2005	Cagner	36/11.5
D504,998 S *	5/2005	McClaskie	D2/959
D523,614 S *	6/2006	Mitchell	D2/960
D528,748 S *	9/2006	Fuerst	D2/917
7,234,251 B2 *	6/2007	Fuerst et al.	36/77 R
D558,971 S *	1/2008	Wu	D2/977
D583,544 S *	12/2008	Fuerst	D2/972
7,490,416 B2 *	2/2009	Townsend	36/28
D595,489 S *	7/2009	McClaskie	D2/954

(Continued)

Primary Examiner — T. Chase Nelson

(74) *Attorney, Agent, or Firm* — Alleman Hall McCoy Russell & Tuttle LLP

(57) **CLAIM**

The ornamental design for a footwear sole, as shown and described.

DESCRIPTION

FIG. 1 is a side perspective view of a footwear sole showing my new design.

FIG. 2 is a top plan view thereof.

FIG. 3 is a left side elevational view thereof.

FIG. 4 is a right side elevational view thereof.


FIG. 5 is a front elevational view thereof.

FIG. 6 is a rear elevational view thereof; and,

FIG. 7 is a bottom plan view thereof.

The broken lines shown in FIGS. 1-3, 6 and 7 are for illustrative purposes only and indicate boundaries of the claimed design. The broken line boundaries and the surfaces within them form no part of the claimed design.

1 Claim, 2 Drawing Sheets



US D663,107 S

Page 2

U.S. PATENT DOCUMENTS

D598,185	S *	8/2009	McClaskie	D2/952	D639,538	S *	6/2011	Shin	D2/947
7,634,861	B2 *	12/2009	Kilgore	36/28	8,020,318	B2 *	9/2011	Khalifa	36/100
D607,195	S *	1/2010	Feller et al.	D2/961	2006/0117599	A1 *	6/2006	Deem et al.	36/3 B
D607,633	S *	1/2010	Mongelli	D2/947	2006/0137219	A1 *	6/2006	Xavier et al.	36/25 R
D608,993	S *	2/2010	McClaskie	D2/952	2006/0213083	A1 *	9/2006	Nishiwaki et al.	36/28
D610,786	S *	3/2010	Issler	D2/950	2008/0163511	A1 *	7/2008	Dean	36/28
D611,689	S *	3/2010	Stubblefield	D2/946	2008/0295360	A1 *	12/2008	Gazzola	36/28
7,762,012	B2 *	7/2010	Fuerst	36/77 R	2009/0126229	A1 *	5/2009	Fuerst et al.	36/88
D626,735	S *	11/2010	McClaskie	D2/959	2010/0175280	A1 *	7/2010	Rinehart et al.	36/59 C
D627,545	S *	11/2010	Raysse	D2/947	2011/0126422	A1 *	6/2011	Vattes et al.	36/10
7,827,703	B2 *	11/2010	Geer et al.	36/25 R	2011/0126432	A1 *	6/2011	Sek	36/32 R
D637,379	S *	5/2011	Voare et al.	D2/926						

* cited by examiner




FIG. 1

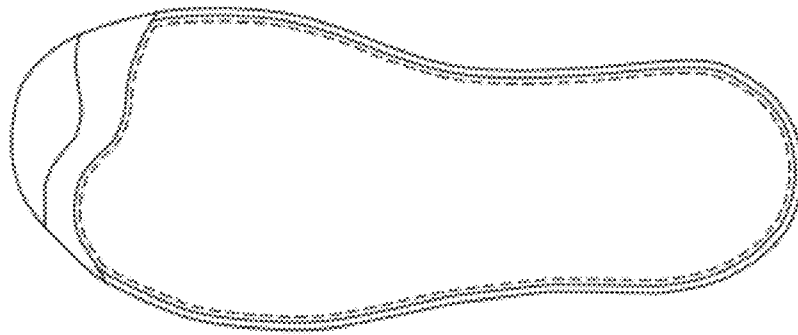


FIG. 2



FIG. 3




FIG. 4



FIG. 5




FIG. 6




FIG. 7