

W. A. HARWOOD.
METAL-TOYS.

No. 178,366.

Patented June 6, 1876.

Fig. 1




Fig. 2




Fig. 3




Fig. 4




Fig. 7

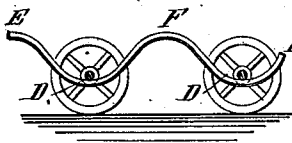


Fig. 5

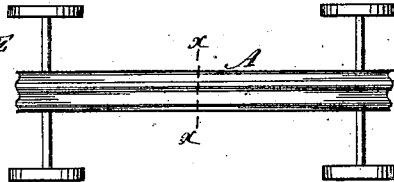
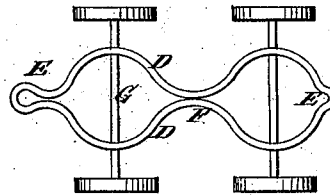


Fig. 8



WITNESSES:

C. Neveu
John Goethals

Fig. 6



INVENTOR:

W. A. Harwood

BY

Munroe
ATTORNEYS.

UNITED STATES PATENT OFFICE.

WILLIAM A. HARWOOD, OF BROOKLYN, NEW YORK.

IMPROVEMENT IN METAL TOYS.

Specification forming part of Letters Patent No. **178,366**, dated June 6, 1876; application filed April 25, 1876.

To all whom it may concern :

Be it known that I, WILLIAM A. HARWOOD, of Brooklyn, in the county of Kings and State of New York, have invented a new and Improved Toy Horse, of which the following is a specification:

My improvement in toy horses consists of a contrivance of the support by which the horse is mounted on the wheels, so as to be elevated considerably higher, than it is in the common method of mounting, and, at the same time, make a stronger support than is now used, and yet employ less metal to do it. By mounting it higher, the horse of a given size looks larger, and makes a more attractive toy. As heretofore made, the horse has always been mounted on a flat platform of tin, laid on or slightly above the axles of the wheels, and made as wide as the space between the wheels to afford the necessary strength.

My invention consists of a narrow strip or strips of metal, or one or two pieces of wire, coiled, arched, corrugated, or otherwise shaped or bent, so as to make a light support, and, at the same time, stiffen the metal so that a narrow piece will have as much strength as a wider straight piece.

Figures 1, 2, 3, and 4 are side elevations of a toy horse, showing different forms of the elevated support, contrived according to my invention. Fig. 5 is a plan view of the arrangement shown in Fig. 1. Fig. 6 is a section of Fig. 5 on line *x x*. Figs. 7 and 8 are side elevation and plan of the elevated support constructed in wire.

A is a narrow strip of sheet metal, corrugated lengthwise and stiffened, and having a coil, B, at each end; or it may be arched transversely with upright and inverted arches, as in Fig. 3; or with one arch and a chord, C, as in Fig. 4; or the coil B may be used without the connecting part A, as in Fig. 2, the horse being connected directly to the coils to take the place of the connecting-bar A.

If it be preferred to make the support of wire, two pieces, D, or one piece doubled around in the form of two pieces, as seen in Fig. 8, and arched, as in Fig. 7, or in any approved way, and soldered, or otherwise fastened together, at the ends E and along the middle portion F, may be used, the wire being fastened to the axles G at the bows, where they have sufficient breadth to afford the requisite lateral stiffness. In this case, as well as in the use of the arched flat metal strap A, the horse will be attached to the arch tops, or thereabout.

Having thus described my invention, what I claim as new, and desire to secure by Letters Patent, is—

A toy horse, whereof the horse figure proper is mounted on and connected to the axles of the wheels by coiled, arched, or otherwise elevated platform or support, consisting of wire or a strip or strips of sheet metal, substantially as specified.

WM. A. HARWOOD.

Witnesses:

C. SEDGWICK,
T. B. MOSHER.