



US00D463517S

(12) **United States Design Patent** (10) **Patent No.:** **US D463,517 S**
Ngon (45) **Date of Patent:** **** Sep. 24, 2002**

(54) **GOLF PUTTER HEAD**

(75) Inventor: **Chin H. Ngon**, Tempe, AZ (US)

(73) Assignee: **Karsten Manufacturing Corporation**, Phoenix, AZ (US)

(**) Term: **14 Years**

(21) Appl. No.: **29/143,067**

(22) Filed: **Jun. 6, 2001**

(51) **LOC (7) Cl.** **21-02**

(52) **U.S. Cl.** **D21/736**

(58) **Field of Search** D21/736-746;
473/324, 327, 328, 340, 341, 251-256

(56) **References Cited**

U.S. PATENT DOCUMENTS

D231,375 S	*	4/1974	Solheim	D21/42
D367,905 S	*	3/1996	Kanzawa	D21/736
D405,836 S	*	2/1999	Nicolette et al.	D21/736
D408,064 S	*	4/1999	Slucker	D21/736
D427,262 S	*	6/2000	Frazetta	D21/743
D435,275 S	*	12/2000	Sizemore	D21/735
D443,905 S	*	6/2001	Nicolette et al.	D21/743

* cited by examiner

Primary Examiner—Mitchell Siegel

(74) *Attorney, Agent, or Firm*—Darrell F. Marquette

(57) **CLAIM**

I claim the ornamental design for a golf putter head, as shown and described.

DESCRIPTION

FIG. 1 is perspective view of a golf putter head showing my new design;

FIG. 2 is a rear elevational view of the golf putter head shown in FIG. 1;

FIG. 3 is a toe end view of the golf putter head shown in FIG. 1;

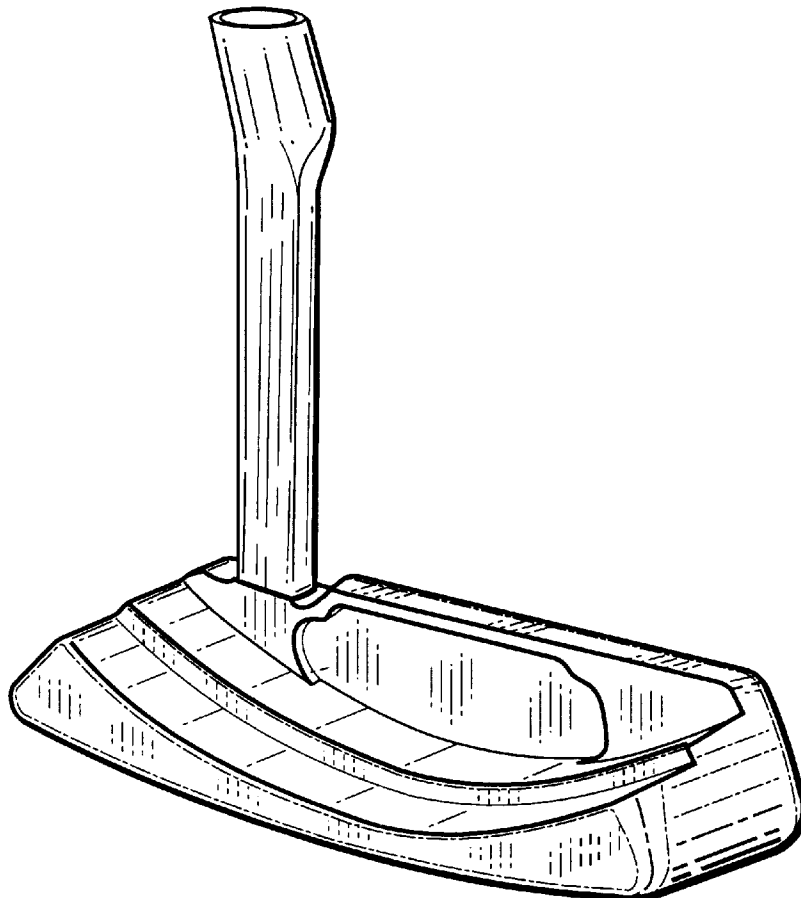
FIG. 4 is a heel end view of the golf putter head shown in FIG. 1;

FIG. 5 is a top plan view of a golf putter head shown in FIG. 1;

FIG. 6 is a front elevational view of the golf putter head shown in FIG. 1; and,

FIG. 7 is a bottom view of the golf putter head shown in FIG. 1.

1 Claim, 2 Drawing Sheets



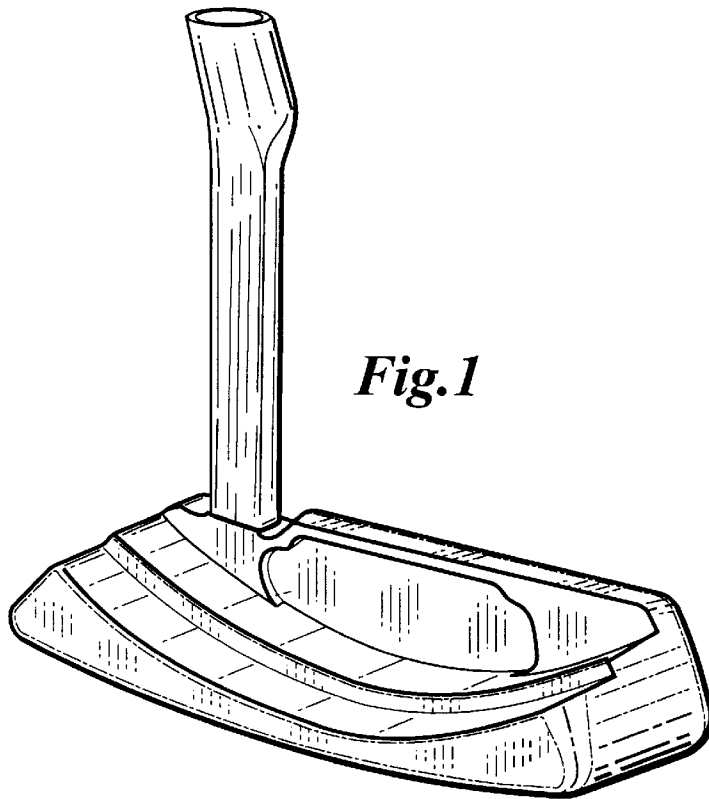


Fig.1

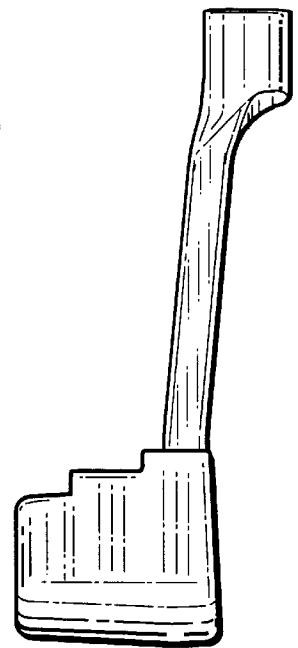


Fig.3

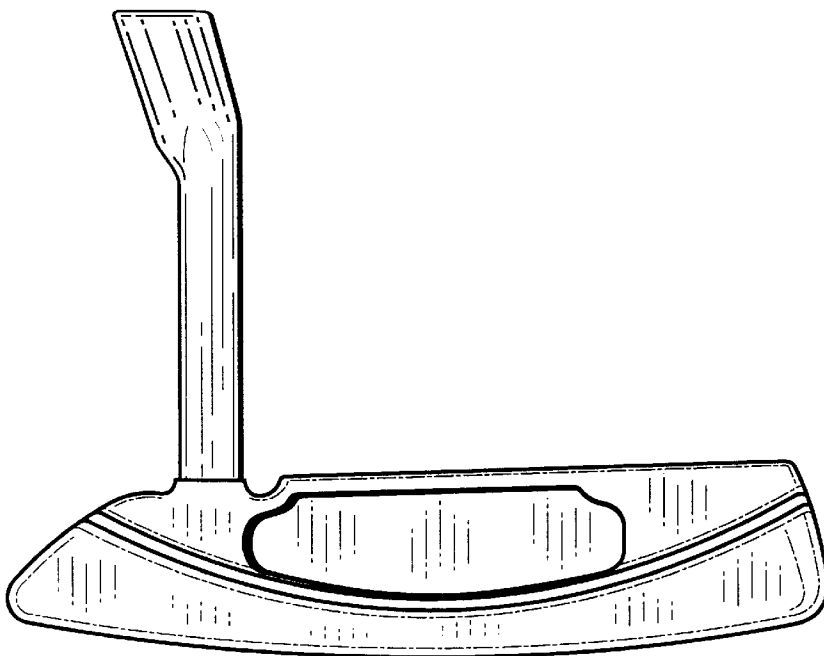


Fig.2

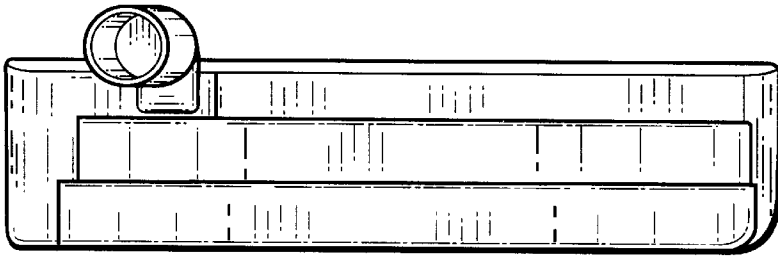


Fig. 5

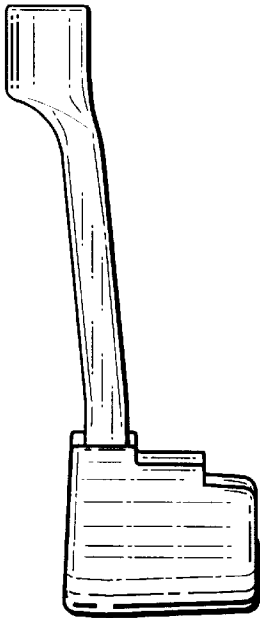


Fig. 4

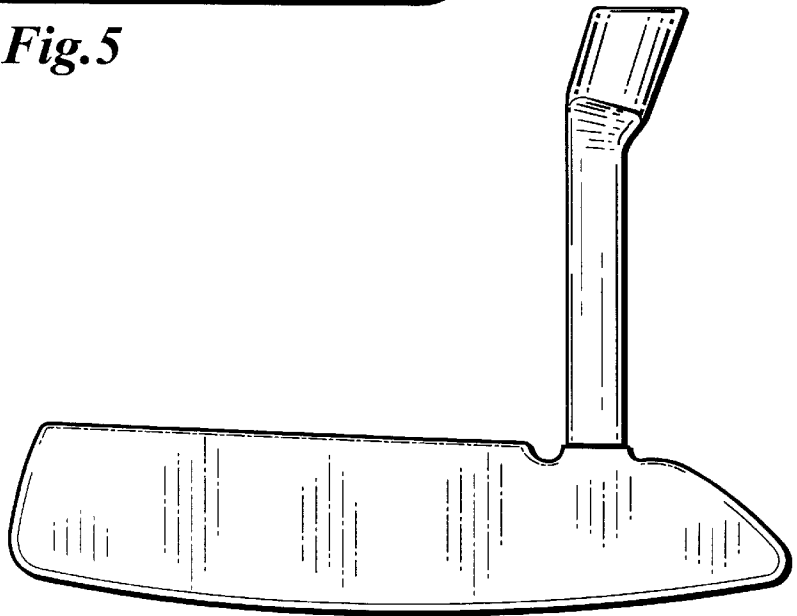


Fig. 6



Fig. 7