



US00D683089S

(12) **United States Design Patent**  
**Paterson**

(10) **Patent No.:** **US D683,089 S**

(45) **Date of Patent:** **\*\* May 21, 2013**

(54) **LOW PROFILE UPRIGHT VACUUM  
CLEANER**

(75) Inventor: **Christopher M. Paterson**, Franklin, TN  
(US)

(73) Assignee: **Oreck Holdings LLC**, Nashville, TN  
(US)

(\*\*) Term: **14 Years**

(21) Appl. No.: **29/405,594**

(22) Filed: **Nov. 3, 2011**

(51) **LOC (9) Cl.** ..... **15-05**

(52) **U.S. Cl.**

**USPC** ..... **D32/22**

(58) **Field of Classification Search** ..... D32/22,  
D32/30, 31, 34; 15/347, 350-353, 410-412,  
15/320, 414, 327.4, 340.1, 340.2, 329, 361-362,  
15/415.1; 55/429, DIG. 3, 337; 301/7  
See application file for complete search history.

(56) **References Cited**

**U.S. PATENT DOCUMENTS**

1,104,612 A	7/1914	Bodey
1,108,248 A	8/1914	Schmitz
1,140,992 A	5/1915	Martin
1,210,522 A	1/1917	Orr
1,282,548 A	10/1918	Reamer
1,286,115 A	11/1918	Rosenfield
1,288,312 A	12/1918	Wagner
1,437,996 A	12/1922	Robertson
1,530,575 A	3/1925	Pearl
1,556,021 A	10/1925	Orr
1,587,794 A	6/1926	O'Brien
1,591,325 A	7/1926	Kirby
1,647,292 A	11/1927	Hill
1,727,922 A	9/1929	Adams
1,843,901 A	2/1932	Pardee
1,879,710 A	9/1932	Reddig

1,903,855 A	4/1933	Townsend	
1,918,695 A	7/1933	Gilbert	
2,017,905 A	10/1935	Kitto	
2,028,090 A	1/1936	Frantz	
2,031,911 A	2/1936	Smellie	
2,044,830 A	6/1936	Carlstedt	
2,058,371 A	10/1936	Roosen	
2,093,748 A	9/1937	Becker	
2,128,525 A	8/1938	Dyer	
2,202,999 A	6/1940	Smellie	
2,244,165 A	6/1941	MacFarland et al.	
2,287,515 A	6/1942	Dow et al.	
2,343,056 A	2/1944	Harlett	
D288,016 S	1/1987	Watkins et al.	
6,033,451 A	3/2000	Fish et al.	
D426,356 S	6/2000	Tsuruha	
D452,758 S *	1/2002	Yokoyama et al.	D32/22
D459,561 S *	6/2002	Leyden	D32/22
D462,814 S	9/2002	Sugimoto	
D498,887 S	11/2004	Kent	
D506,043 S *	6/2005	Kim	D32/22

(Continued)

*Primary Examiner* — Ruth McInroy

(74) *Attorney, Agent, or Firm* — Winston & Strawn LLP

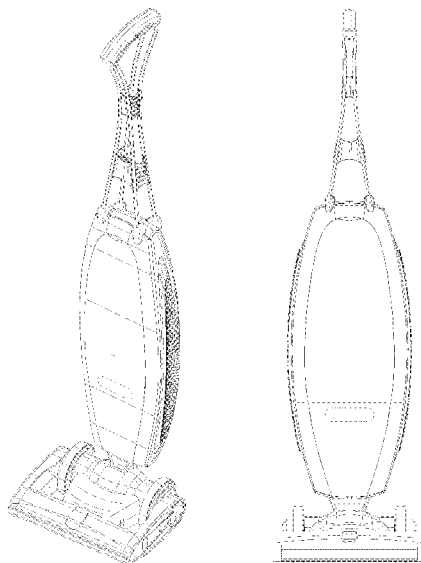
(57) **CLAIM**

I claim the ornamental design for a low profile upright vacuum cleaner, as shown and described.

**DESCRIPTION**

FIG. 1 is a front perspective view of a vacuum cleaner showing our my design;  
FIG. 2 is a front view thereof;  
FIG. 3 is a rear view thereof;  
FIG. 4 is a right side view thereof;  
FIG. 5 is a left side view thereof;  
FIG. 6 is a top view thereof; and,  
FIG. 7 is a bottom view thereof.  
The details shown in broken lines are for illustrative purposes only and form no part of the claimed design.

**1 Claim, 6 Drawing Sheets**



# US D683,089 S

Page 2

---

U.S. PATENT DOCUMENTS			
D515,754	S *	2/2006	Kaido et al. .... D32/22
7,024,724	B2	4/2006	Ponjican et al.
D521,698	S *	5/2006	Rosenzweig et al. .... D32/22
D534,324	S	12/2006	Dyson et al.
D539,493	S *	3/2007	Crevling et al. .... D32/22
D544,158	S	6/2007	Bobrosky
7,258,709	B2	8/2007	Ponjican et al.
D570,561	S	6/2008	Dyson et al.
D570,562	S *	6/2008	Paredes et al. .... D32/22
D584,017	S *	12/2008	Griffin ..... D32/22
D591,016	S	4/2009	Dyson et al.
D592,817	S *	5/2009	Griffin ..... D32/22
D596,360	S	7/2009	Dyson et al.
D607,161	S *	12/2009	Ayers ..... D32/22
D629,980	S *	12/2010	Myers ..... D32/22
2007/0209145	A1	9/2007	Tullett
2008/0022486	A1	1/2008	Burlington

\* cited by examiner

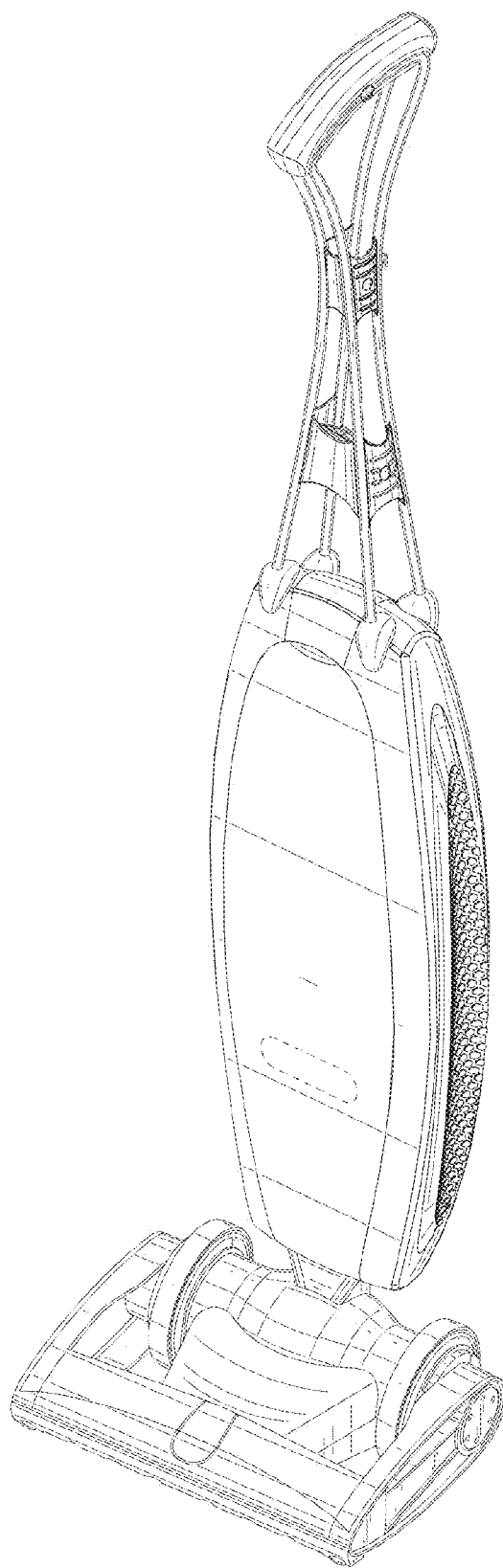


FIG. 1

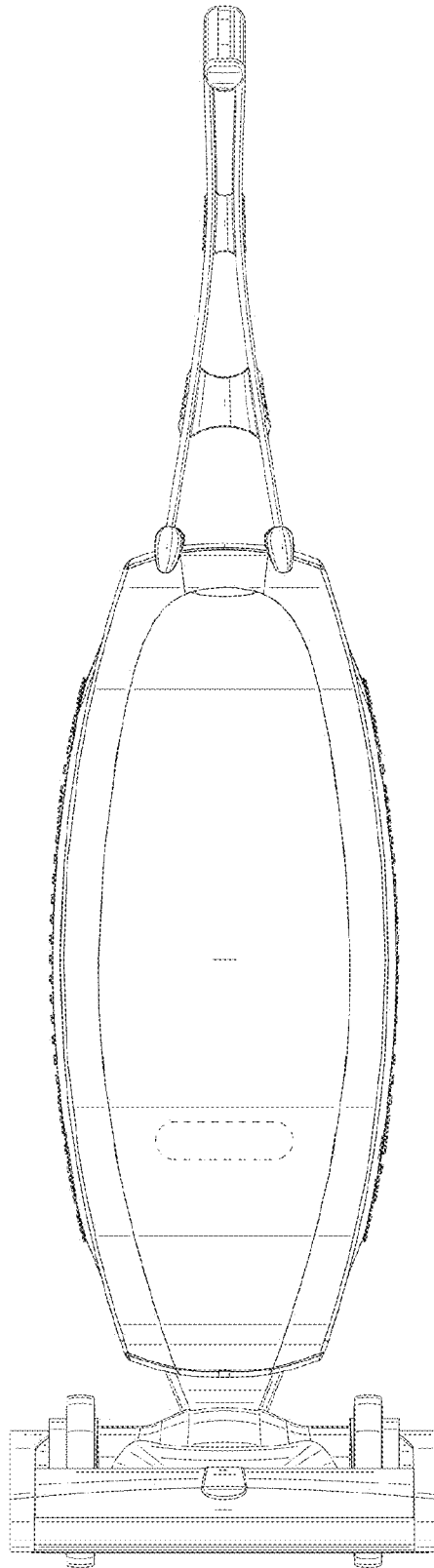


FIG. 2

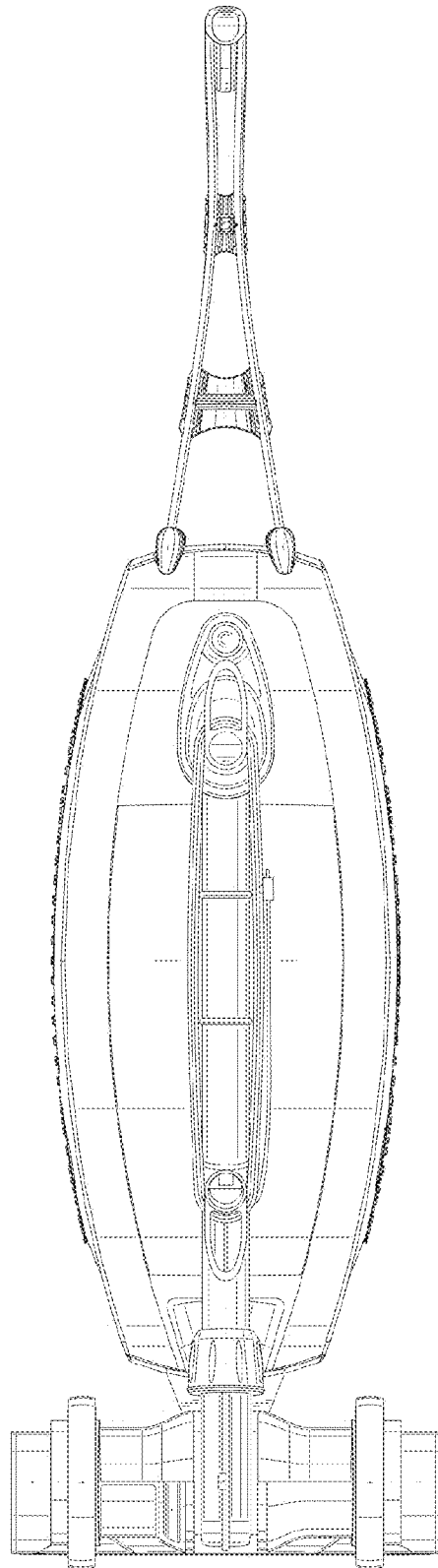


FIG. 3

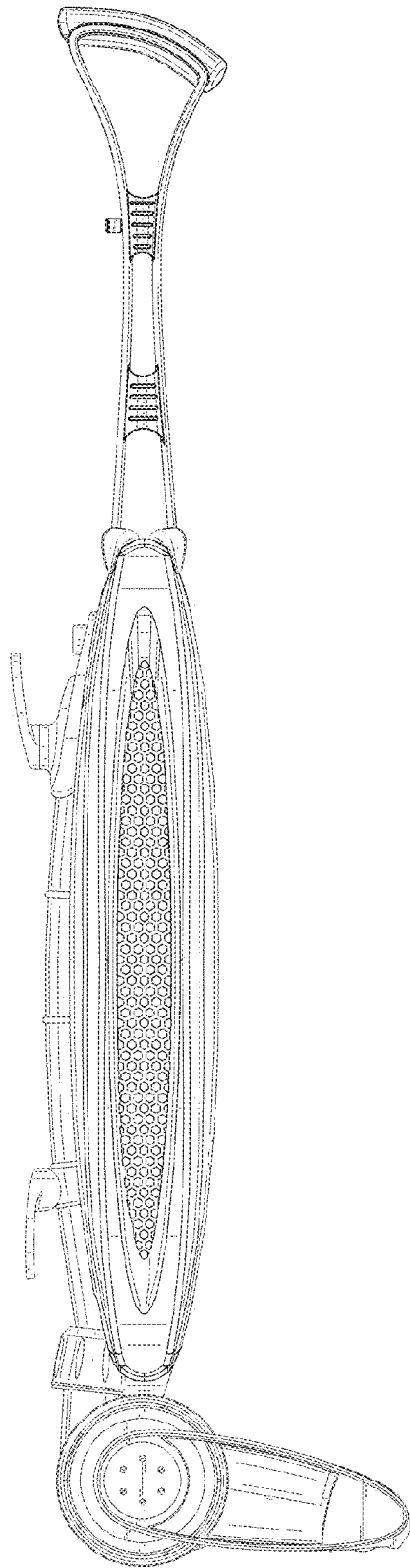


FIG. 4

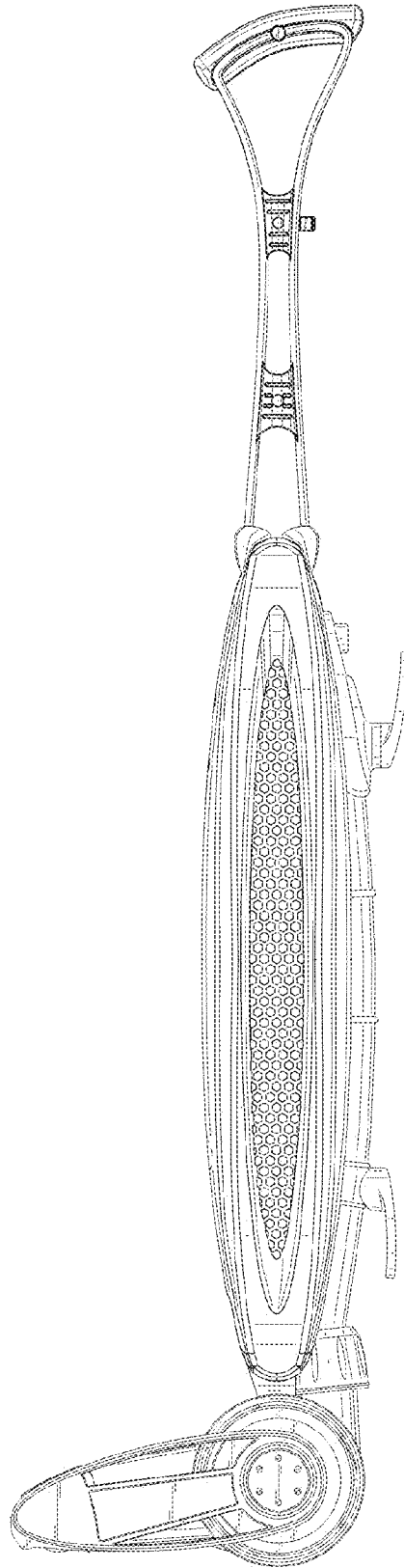


FIG. 5

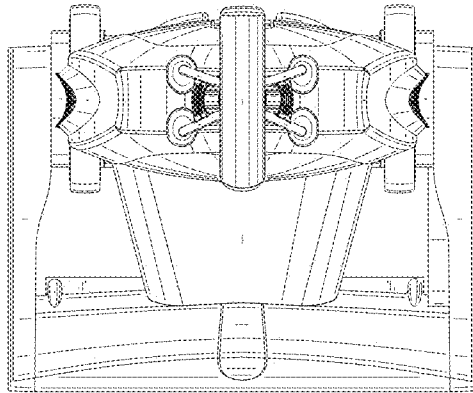


FIG. 6

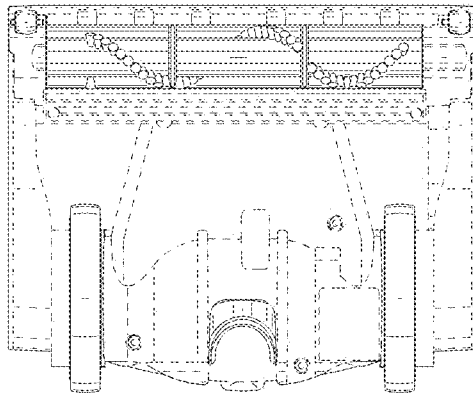


FIG. 7