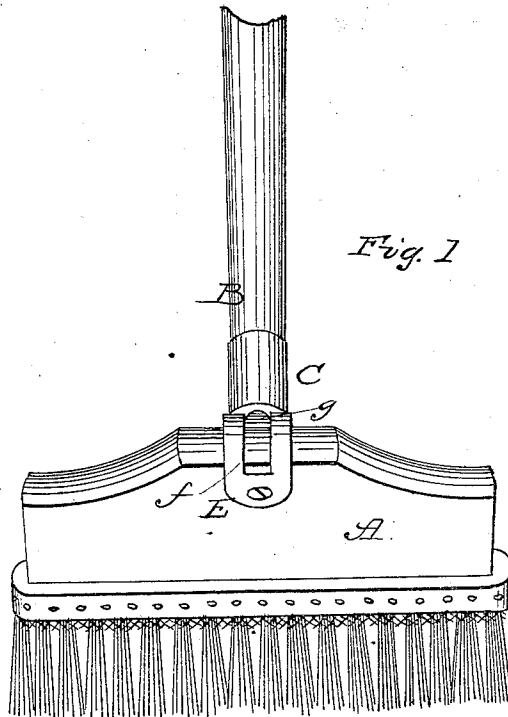
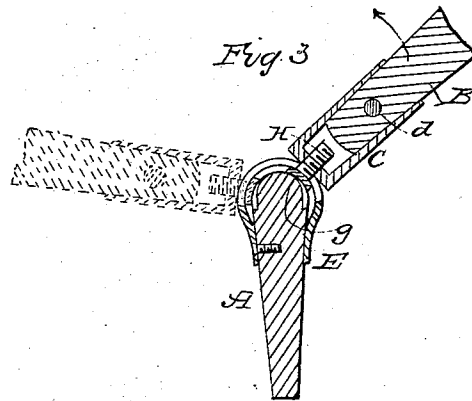
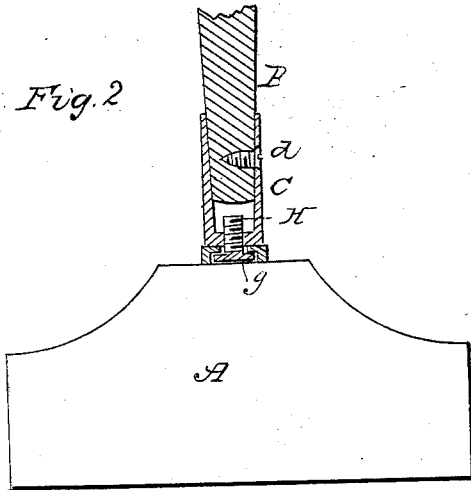


BURTNETT & McINTOSH.

Whitewash Brush.

No. 45,907.

Patented Jan. 17, 1865.



WITNESSES

R. J. Campbell
E. Schaffer

INVENTORS

Wm. B. Burdett
Jas. J. McIntosh
by his atty
Thos. J. French & Son

UNITED STATES PATENT OFFICE.

WILLIAM B. BURTNETT, OF NEW YORK, AND JAMES P. MCINTOSH, OF BROOKLYN, N. Y.

IMPROVED WHITEWASH-BRUSH.

Specification forming part of Letters Patent No. 45,907, dated January 17, 1865.

To all whom it may concern:

Be it known that we, WILLIAM B. BURTNETT, of the city of New York, in the State of New York, and JAMES P. MCINTOSH, of the city of Brooklyn, in said State, have invented a new and Improved Block or Head for Whitewash-Brushes; and we do hereby declare that the following is a full and exact description thereof, reference being had to the accompanying drawings, and to the letters of reference marked thereon, forming a part of this our specification of said invention, and in which drawings—

Figure 1 is a top view, the handle being at or nearly at right angles with the brush. Fig. 2 is a sectional view, the brush and handle being in the same plane; and Fig. 3, a cross-section illustrating the change of position of the handle from one side to the other of the brush.

Under the old and common mode of making whitewash-brush "heads" there can be but two positions of the handle—to wit, one upright on the top of the brush-head, for the purpose of working "overhead," and the other on the side for side-wall work. By the old method of construction it is necessary that the "grain" of the wood should run transverse to the pole or handle, in order to prevent the handle from breaking out; and in order to make the "block" light and neat it involves the necessity of making the "top hole" quite small, and much too small to admit of sufficient strength to that part of the handle that enters the block to prevent it from breaking off. Besides this, the grain of the wood running as above described, it necessarily follows that all the nails driven through the leather to secure the bristles must penetrate one layer or grain of the wood, each of which nails, acting as a wedge, tends to split off that part of the block, thereby destroying the brush. To overcome these difficulties manufacturers are compelled to have these blocks made of very tough, heavy wood, such as oak or elm; but when made of the latter wood the block is liable to twist or warp when immersed in any kind of liquor, thereby destroying its practicability, while, on the other hand, if made of oak, it becomes necessary to drive a nail of considerable length into each end of the block transversely to the grain, in order to prevent the

top of the block from splitting off. Moreover, each of these woods, when fashioned into blocks at the mill, have to be worked from "green" timber, as they are too hard to work when seasoned, thus leaving them with a coarse, rough finish, and in which state many of them are rendered unfit for use from twisting and warping while in process of seasoning. Again, it frequently occurs that in changing the handle from the angular to the upright position, and vice versa, the block is split by driving the handle in to make it sufficiently tight to hold; and even if it should not split the block the handle can never be made tight enough to keep the brush steady, since its fulcrum is just where the handle enters the block and thus the long arm of the lever, being outside the hole, brings the strain all on the short arm, or that part which is in the block. Finally, the "old blocks" have to be made broader, in order to give room for the side hole. All of these objections are obviated by our invention.

By our mode of construction we can avail ourselves of any required angle. We can have the hole or ferrule of sufficient size to admit a handle of proper strength, and the angle of the brush can be instantly changed by turning the handle to the left hand, so as to relieve the screw, and then to the right hand to screw it firmly in position after it is adjusted to the required angle. We can change the angle to the reverse side of the block, thereby utilizing both sides when one becomes worn. We can have the blocks made of light, thin wood, thereby lessening the weight, which is an important consideration. We can have the grain of the wood run parallel with the handle, and thus each nail, when driven through the leather to secure the bristles, passes into a separate layer or grain of the wood, and consequently tends to strengthen, instead of weaken, the block, as in the old method.

In a word, our invention is applicable to every variety of work as well as every variety of brush.

As shown in the drawings, we apply to the block A and firmly secure thereto in any proper manner a curved metallic grooved way, E, having an opening or slot, as at *f*, Fig. 1, and which slot extends from side to side of

the brush head or block, as indicated clearly in Fig. 3. This slot of the "way" E is fitted to receive and hold in place the shoulder *g* of a tightening-screw, H, which screws into a ferrule, C, applied to the brush-handle B, and thereon secured by a screw, *d*, as represented in the several figures. The several parts being thus applied together, it is evident that by turning the handle B to the left hand the brush head or block A will become loosened from any given position in which it may be placed with reference to the handle, and thereafter adjusted to any other desired position, as illustrated in Fig. 3, the points of adjustment being anywhere within the way E, whether on either side or on top of the block A.

By turning the handle B to the right hand the lower end of the ferrule C will be brought in tight contact with the outer curved surface of the way E, and but a slight exertion of the power of the operator will be sufficient to screw the handle and brush together in a position which cannot be varied by any power exerted upon the brush when in the act of use. The reason of this is, that supposing power to be applied to the handle to move it in the direction of the arrow shown in Fig. 3,

such power will bring the point of contact of the lower end of the ferrule C onto the outer portion of way E at a point in rear of the screw H, thereby throwing the shoulder *g* of said screw which is farthest off from such point of contact firmly against the inner surface of the way, thus causing the power applied to both points of contact to be exerted against each other in such manner as to hold the handle in any given fixed position, instead of allowing the shoulder *g* to traverse the slot *f*.

Having thus described our invention, what we claim as new, and desire to secure by Letters Patent of the United States, is—

1. A brush-block, in combination with a slotted way, E, substantially as described.
2. A slotted way, E, in combination with a ferrule, C, substantially as described.
3. A brush, with its handle applied thereto, when the several parts are constructed and operated substantially as described.

W. B. BURNETT.
J. P. McINTOSH.

Witnesses:

JNO. J. LATTING,
RICHARD LINDLEY.