US00D801331S

(12) United States Design Patent

Bosveld et al.

(10) Patent No.: US D801,331 S
(45) Date of Patent: ** Oct. 31, 2017

(54) **WEARABLE ELECTRONIC DEVICE**

(71) Applicant: **Microsoft Corporation**, Redmond, WA (US)

(72) Inventors: **Paul Bosveld**, Seattle, WA (US); **Young Duk Song**, Kirkland, WA (US); **Philip Bryan**, Bellevue, WA (US); **Nicolas Denhez**, Seattle, WA (US); **Yeongkyu Yoo**, Sammanish, WA (US)

(73) Assignee: **Microsoft Corporation**, Redmond, WA (US)

(**) Term: **15 Years**

(21) Appl. No.: **29/529,827**

(22) Filed: **Jun. 10, 2015**

(51) **LOC (10) Cl.** **14-02**

(52) **U.S. Cl.**
USPC **D14/344**

(58) **Field of Classification Search**
USPC ..... D14/344, 138 R, 144, 358; D2/623, 626, D2/639, 878; D8/88, 356; D10/30–39, D10/70, 98; D11/3, 87, 93–94, 200, 201, D11/210, 216, 218, 221, 230–231; D24/167, 169, 186–187
CPC G06F 1/163; G06F 1/1628; G06F 1/1626; G06F 1/1635; G06F 1/08; G06F 1/10; G06F 1/04; G06F 1/14; G06F 1/3203; A41D 1/002; H04M 1/02; H04M 1/03; H04M 1/04; H04M 1/05; H04M 1/667; H04M 1/6058; Y02B 60/1217; H04B 1/385; H04B 1/3888; H04B 1/3833; A44C 5/00
See application file for complete search history.

(56) **References Cited**

U.S. PATENT DOCUMENTS

D567,676 S * 4/2008 Tang D10/32
D589,375 S * 3/2009 Tang D10/32
D638,723 S * 5/2011 Ong D10/32
D667,126 S * 9/2012 Cho D24/186
D703,069 S * 4/2014 Adams D10/31
D709,476 S * 7/2014 Park D10/32
D720,074 S * 12/2014 Suvilaakso D24/167
D733,130 S * 6/2015 Kim D14/344
D738,372 S * 9/2015 Song D10/32
D741,855 S * 10/2015 Park D14/344
D742,875 S * 11/2015 Ji D10/32
D744,869 S * 12/2015 Dallmeyer D10/32
D749,569 S * 2/2016 Ji D10/38
D751,928 S * 3/2016 Shaanan D10/38
D759,622 S * 6/2016 Dahlberg D10/32
D762,210 S * 7/2016 Lee D14/344
D762,641 S * 8/2016 Lee D14/344
2006/0202618 A1* 9/2006 Ishii G04B 37/12 313/513
2011/0007468 A1* 1/2011 Burton G04F 10/00 361/679.03

* cited by examiner

Primary Examiner — Barbara Fox
Assistant Examiner — Kristin E Reed
(74) *Attorney, Agent, or Firm* — Banner & Witcoff, Ltd.

(57) **CLAIM**

The ornamental design for a wearable electronic device, as shown and described.

DESCRIPTION

FIG. **1** is a front-top perspective view of a wearable electronic device showing our new design;
FIG. **2** is a front-side view thereof;
FIG. **3** is a bottom-closed view thereof;
FIG. **4** is a bottom-open view thereof; and,
FIG. **5** is a second bottom-open view thereof.
The broken lines shown in the drawings depict portions of the wearable electronic device and form no part of the claimed design.

1 Claim, 4 Drawing Sheets

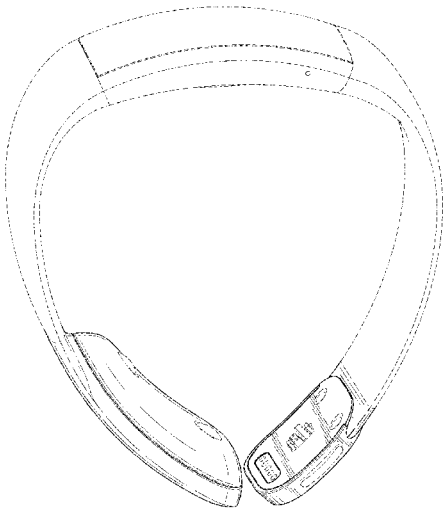

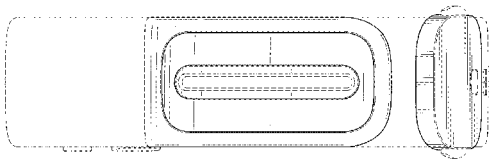

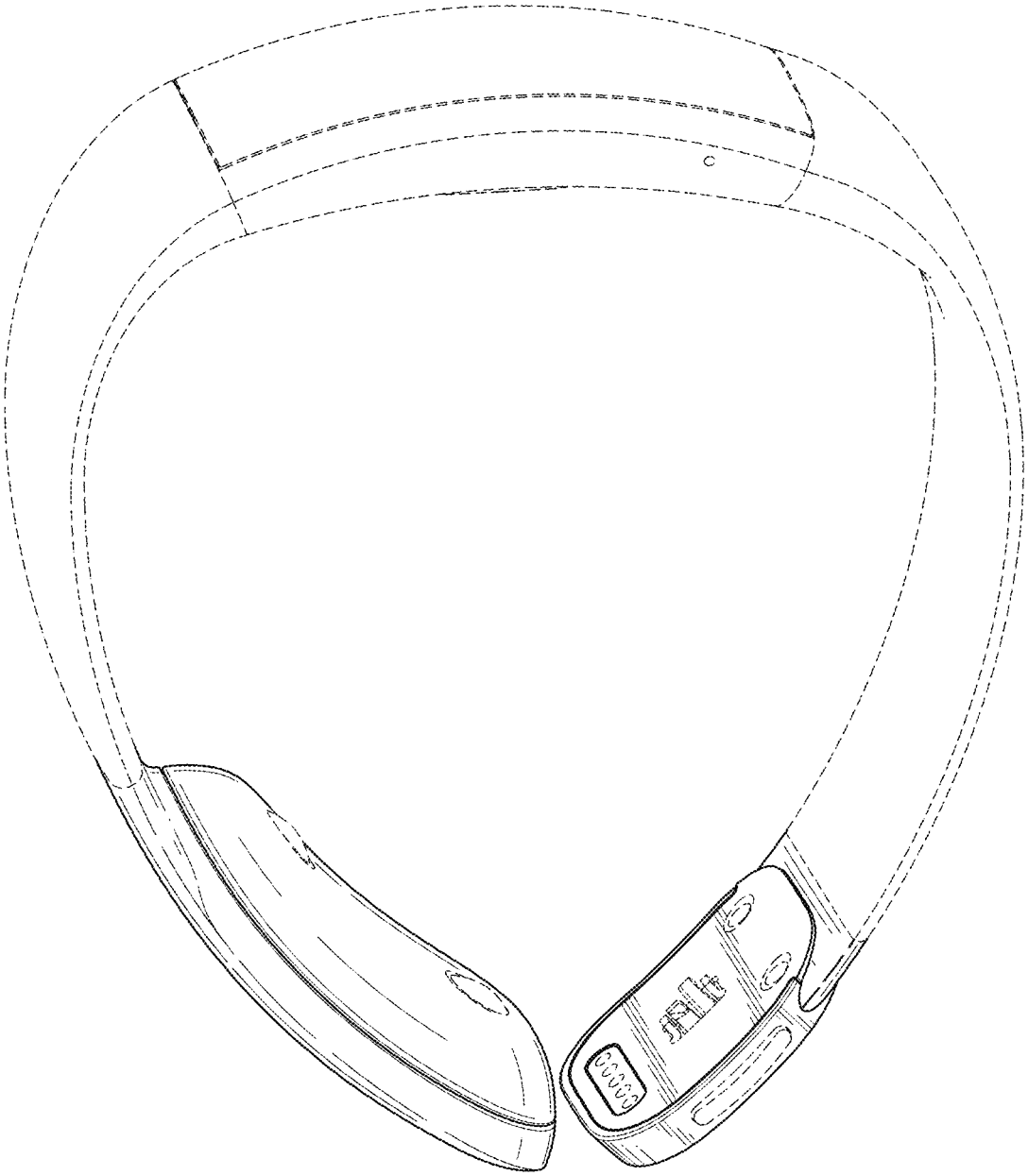

FIG. 1

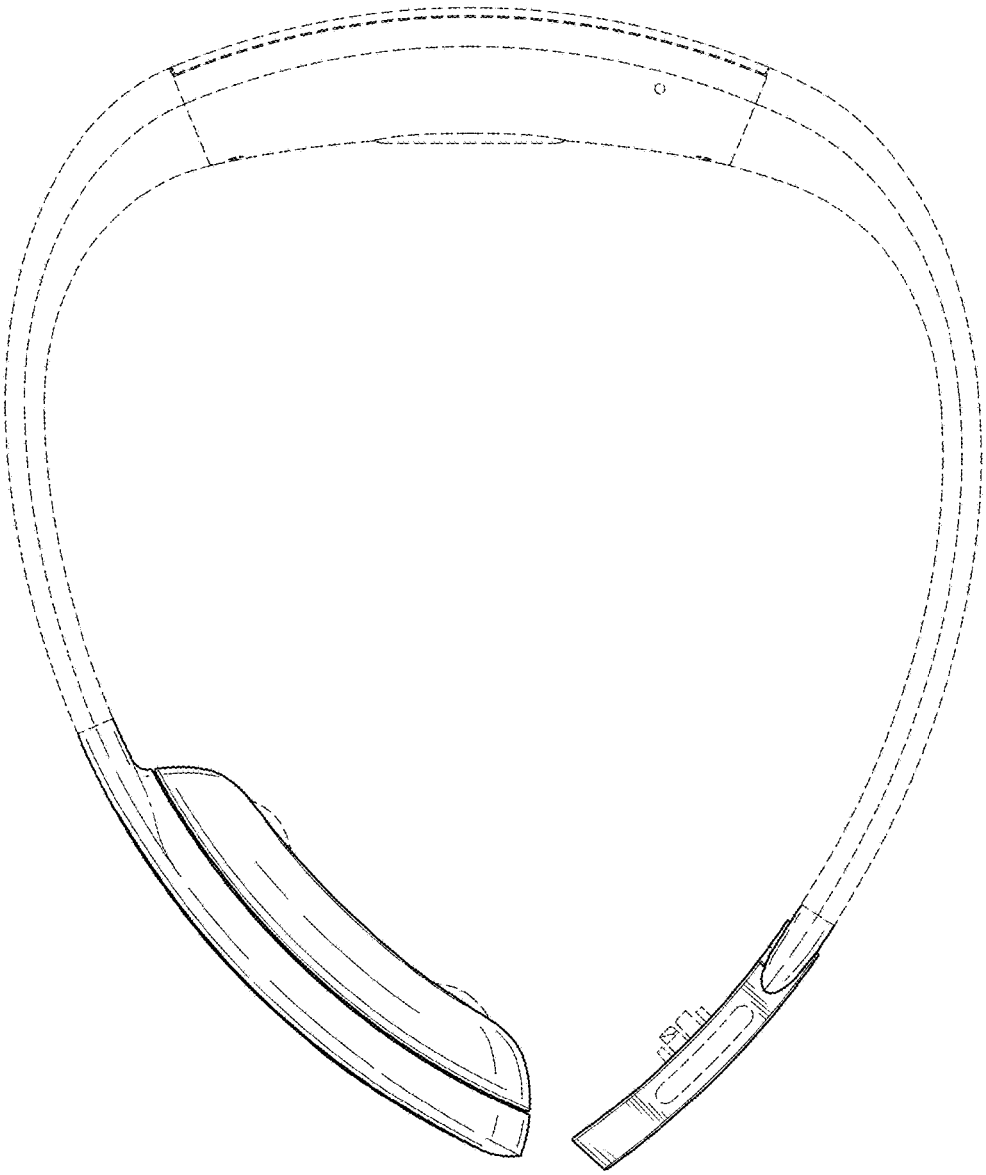

FIG. 2

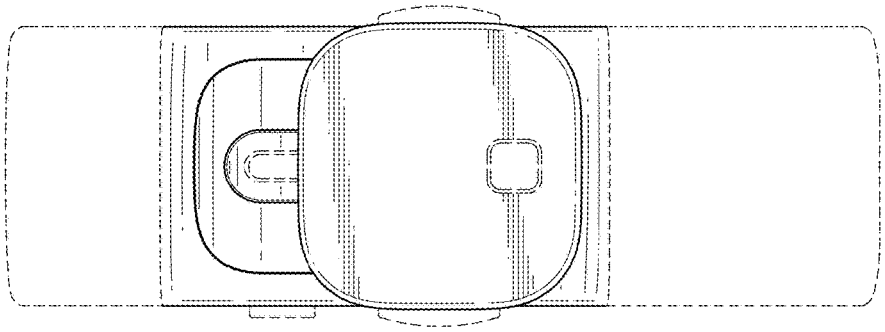

FIG. 3

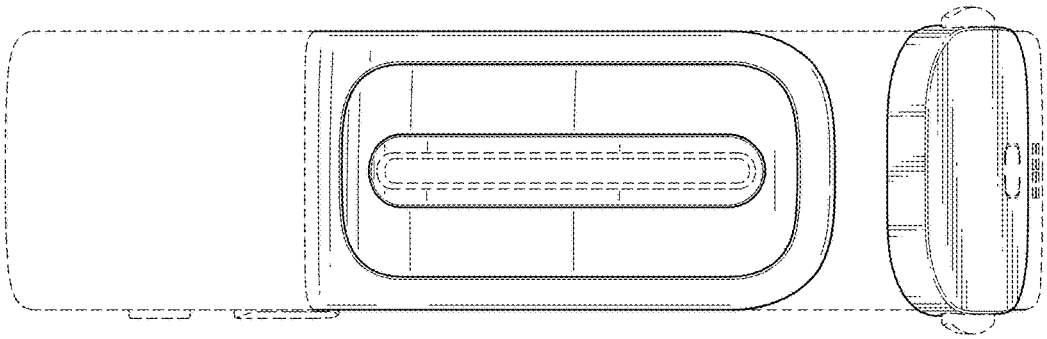

FIG. 4

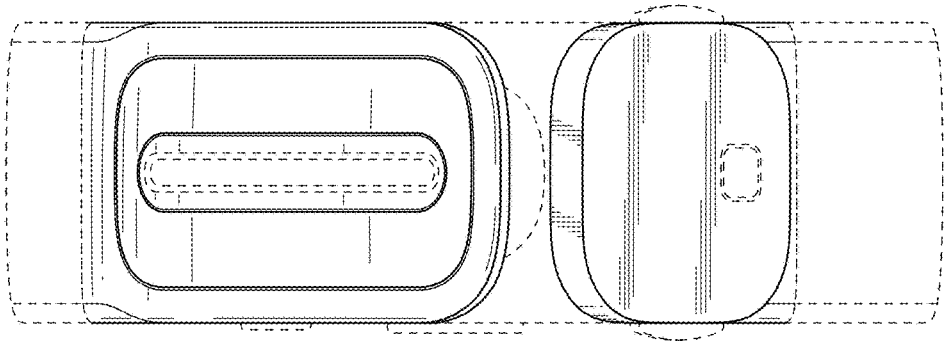

FIG. 5