



US00D855160S

(12) **United States Design Patent**
Najimi

(10) **Patent No.:** **US D855,160 S**

(45) **Date of Patent:** **** Jul. 30, 2019**

(54) **DRAIN STRAINER**

(71) Applicant: **Juka Innovations Corporation**,
Farmingdale, NY (US)

(72) Inventor: **Solyman Najimi**, Farmingdale, NY
(US)

(73) Assignee: **Juka Innovations Corporation**,
Farmingdale, NY (US)

(**) Term: **15 Years**

(21) Appl. No.: **29/686,160**

(22) Filed: **Apr. 2, 2019**

(51) **LOC (11) Cl.** **23-01**

(52) **U.S. Cl.**
USPC **D23/261**

(58) **Field of Classification Search**
USPC D23/259, 260, 261, 209, 303-304, 310,
D23/388; 4/178.22, 222.1,
4/255.01-255.12, 256.1, 286-295, 309,
4/490, 50, 596, 652, 680; 220/780, 787,
220/789, 203.1, 241; D7/667
CPC A47K 3/40
See application file for complete search history.

(56) **References Cited**

U.S. PATENT DOCUMENTS

394,213	A *	12/1888	Scannell	E03C 1/264
					4/289
1,048,546	A	12/1912	Ketcham		
2,285,833	A *	6/1942	Platt	E03C 1/264
					210/238
D550,819	S *	9/2007	Seehoff	D23/261
D598,717	S *	8/2009	Jalet	D7/667
D599,444	S *	9/2009	Jones	D23/261

(Continued)

FOREIGN PATENT DOCUMENTS

WO WO2007064299 6/2007

OTHER PUBLICATIONS

Basket-Sink Strainer Bathroom Sink, Utility, Slop, Laundry, RV and Lavatory Sink Drain Strainer Hair Catcher, First Available Jun. 15, 2017 https://www.amazon.com/Pack-Stainless-Utility-Bathroom-Strainer/dp/B0765K4BWG/ref=pd_lpo_vtph_79_bs_img_1?_encoding=UTF8&psc=1&refRID=JK4RME4FJK3KP00F0533.*

(Continued)

Primary Examiner — Eric L Goodman

Assistant Examiner — Amy C Wierenga

(57) **CLAIM**

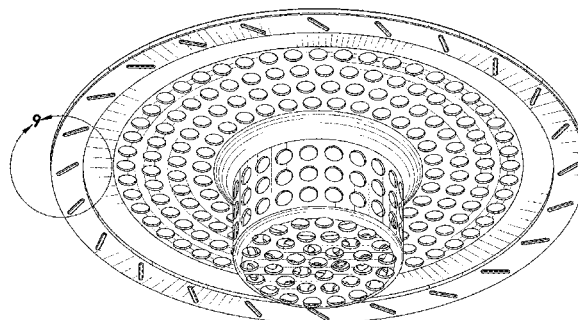
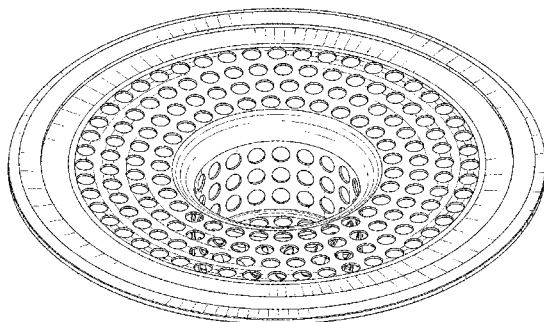
The ornamental design for a drain strainer, as shown and described.

DESCRIPTION

FIG. 1 is a top perspective view of a drain strainer showing my new design;
 FIG. 2 is a bottom perspective view thereof;
 FIG. 3 is a front view thereof;
 FIG. 4 is a rear view thereof;
 FIG. 5 is a left view thereof;
 FIG. 6 is a right view thereof;
 FIG. 7 is a reduced top view thereof;
 FIG. 8 is a reduced bottom view thereof;
 FIG. 9 is a detail view taken about circle 9 in FIG. 2;
 FIG. 10 is a detail view taken about circle 10 in FIG. 3;
 FIG. 11 is a cross-sectional view taken along line 11-11 in FIG. 4;
 FIG. 12 is a top perspective view of the drain strainer retaining an insertable filter; and,
 FIG. 13 is a top exploded view of the drain strainer retaining an insertable filter.

The broken line showing an insertable filter in FIGS. 12 and 13 is included for the purpose of illustrating environmental structure and forms no part of the claimed design.

1 Claim, 13 Drawing Sheets



(56)

References Cited

U.S. PATENT DOCUMENTS

7,832,027 B2 * 11/2010 Escobar E03C 1/262
4/286
D630,306 S * 1/2011 Seehoff D23/261
D670,362 S * 11/2012 Eylon D23/261
D673,246 S * 12/2012 Lee D23/260
D686,707 S 7/2013 Ychie et al.
D691,244 S * 10/2013 Ho D23/261
D691,245 S * 10/2013 Ho D23/261
D728,078 S * 4/2015 Scott D23/261
D730,493 S * 5/2015 Sehl D23/261
D743,509 S * 11/2015 Traub D23/261
D777,887 S * 1/2017 Johansen D23/261
D783,782 S * 4/2017 Scott D23/261
D785,767 S 5/2017 Carnegie
D795,143 S * 8/2017 Niemann D12/180
D827,787 S 9/2018 Carnegie
D827,788 S 9/2018 Carnegie
D828,523 S 9/2018 Carnegie

D841,133 S 2/2019 Carnegie
2012/0005814 A1 * 1/2012 Escobar E03C 1/262
4/290
2016/0040411 A1 * 2/2016 Carpenter-Crawford
E03C 1/0405
4/292
2016/0215485 A1 * 7/2016 Scott A47K 1/14
2017/0101769 A1 * 4/2017 Scamuffa E03C 1/264
2018/0202136 A1 * 7/2018 Carnegie E03C 1/264

OTHER PUBLICATIONS

Fengbao 2PCS Kitchen Sink Strainer, First Available Mar. 13, 2016;
[Visited Online May 13, 2019] https://www.amazon.com/dp/B01CWXLMB8/ref=psdc_6810581011_t1_B07GW8XX9H.
2 Sink & Plughole Strainers, Lakeland product reviews Earliest
Review Dec. 23, 2009; [Visited Online May 10, 2019] <https://www.lakeland.co.uk/21394/2%20Sink%20%20Plughole%20Strainers/all-reviews>.*

* cited by examiner

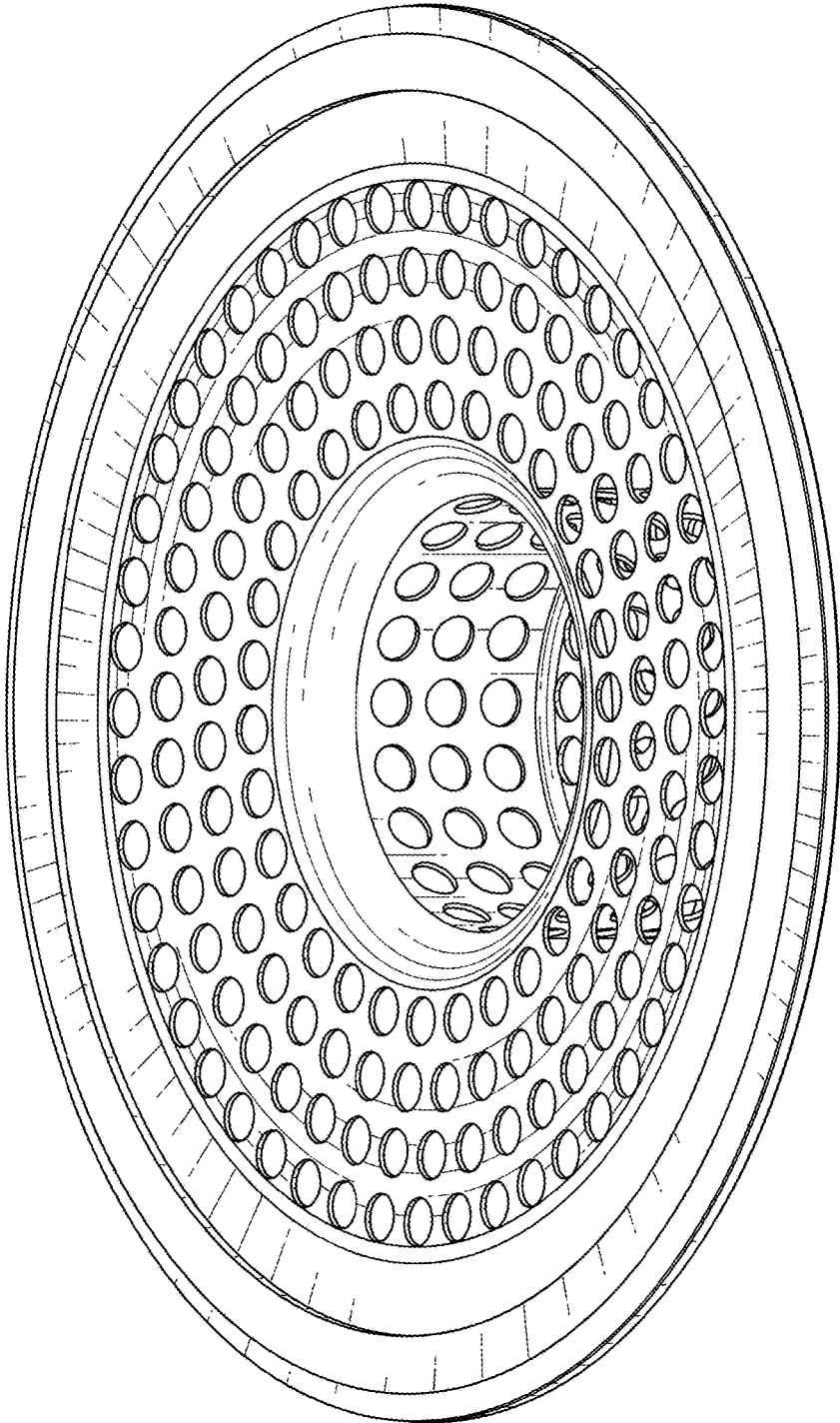


FIG. 1

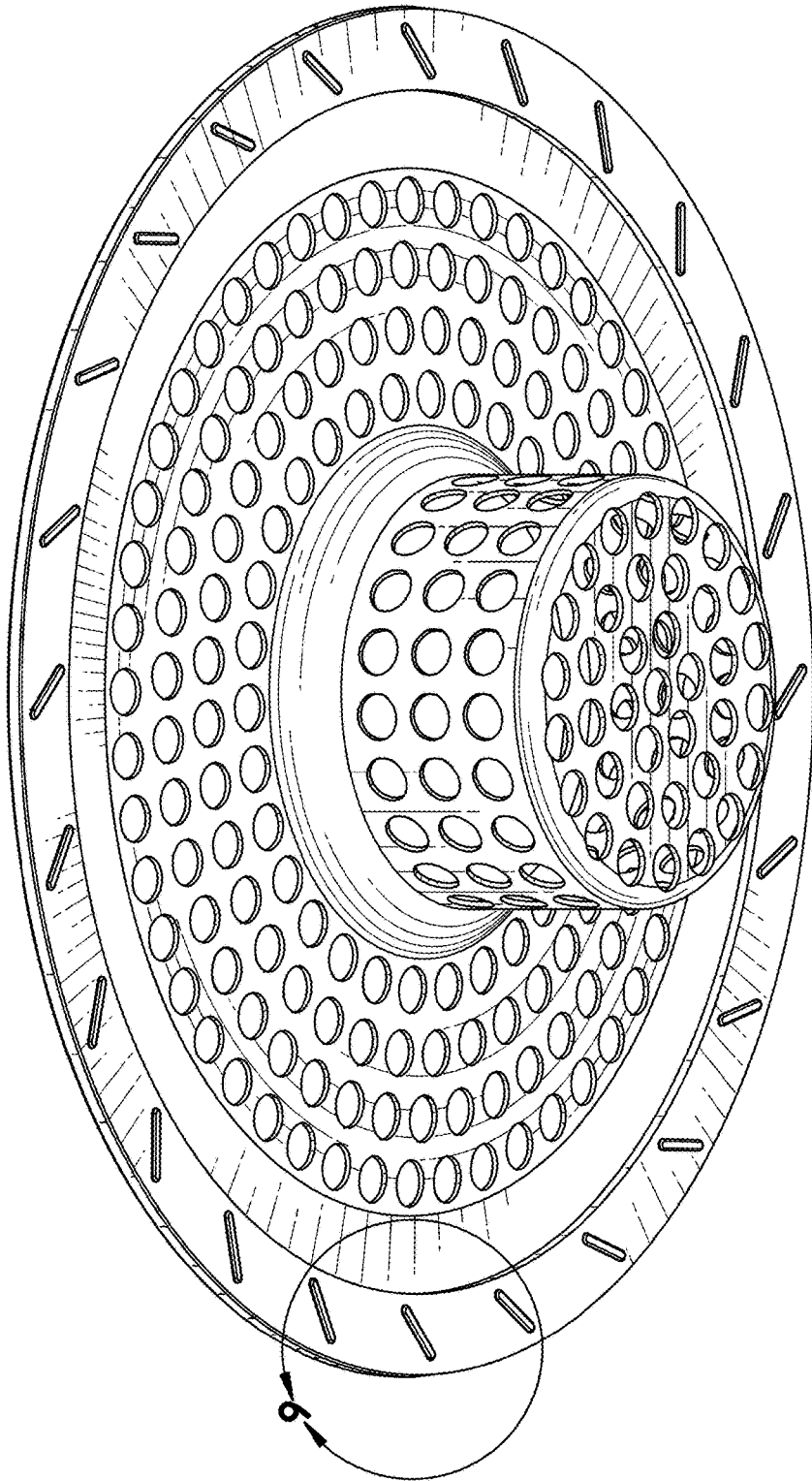


FIG. 2

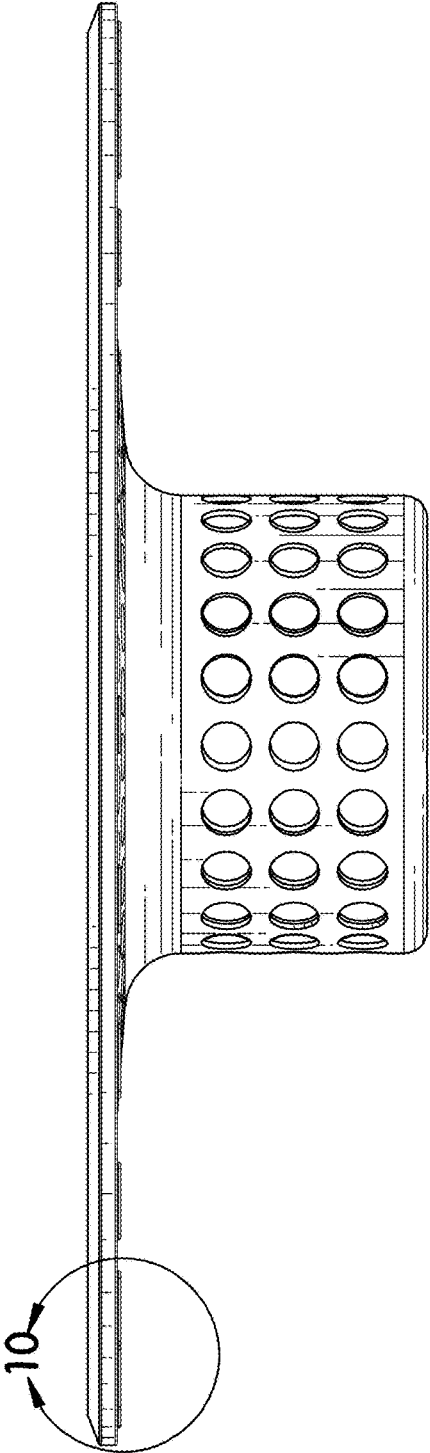


FIG. 3

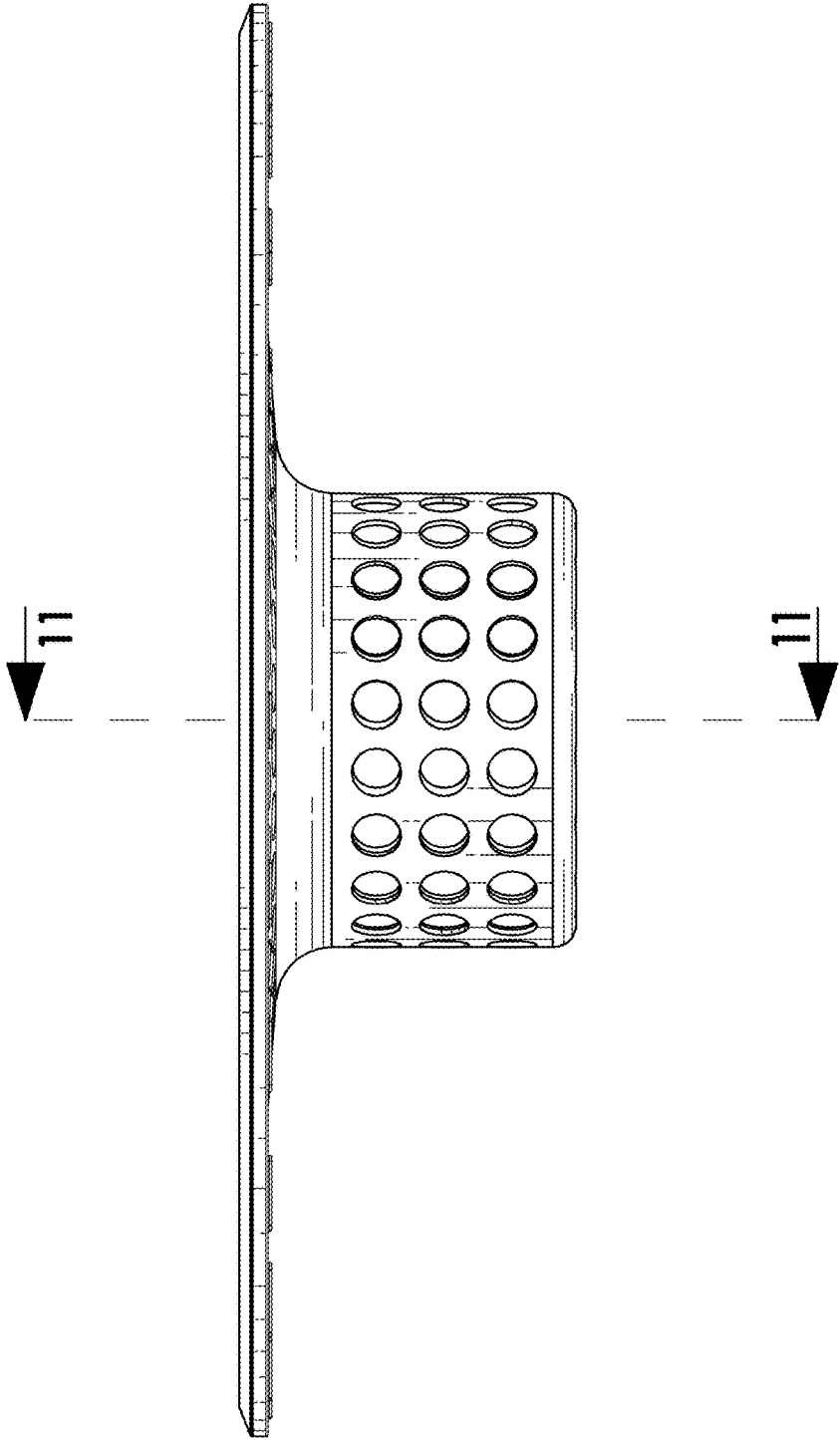


FIG. 4

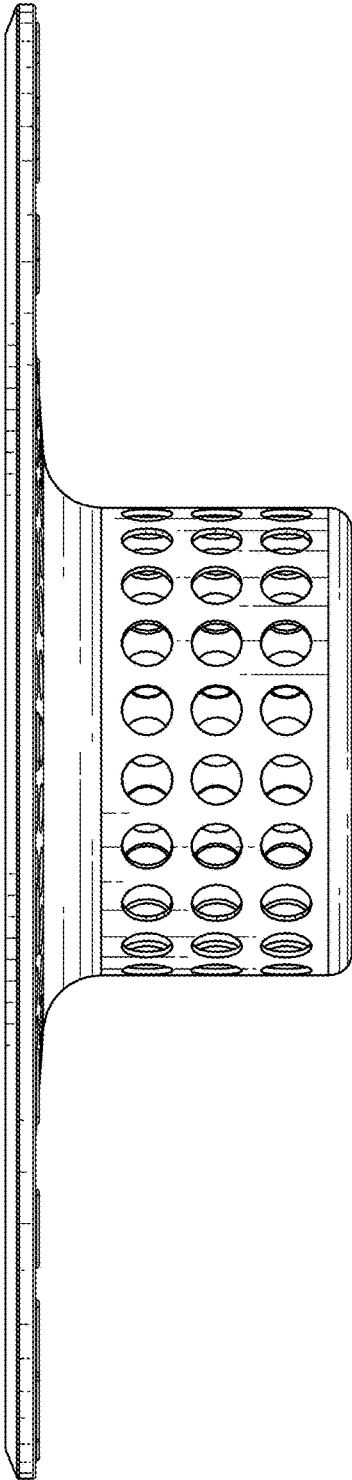


FIG. 5

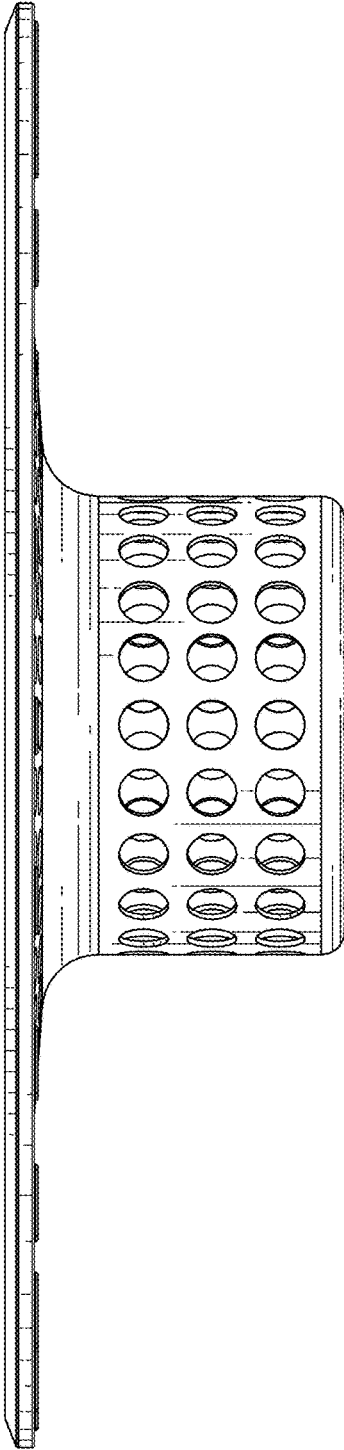


FIG. 6

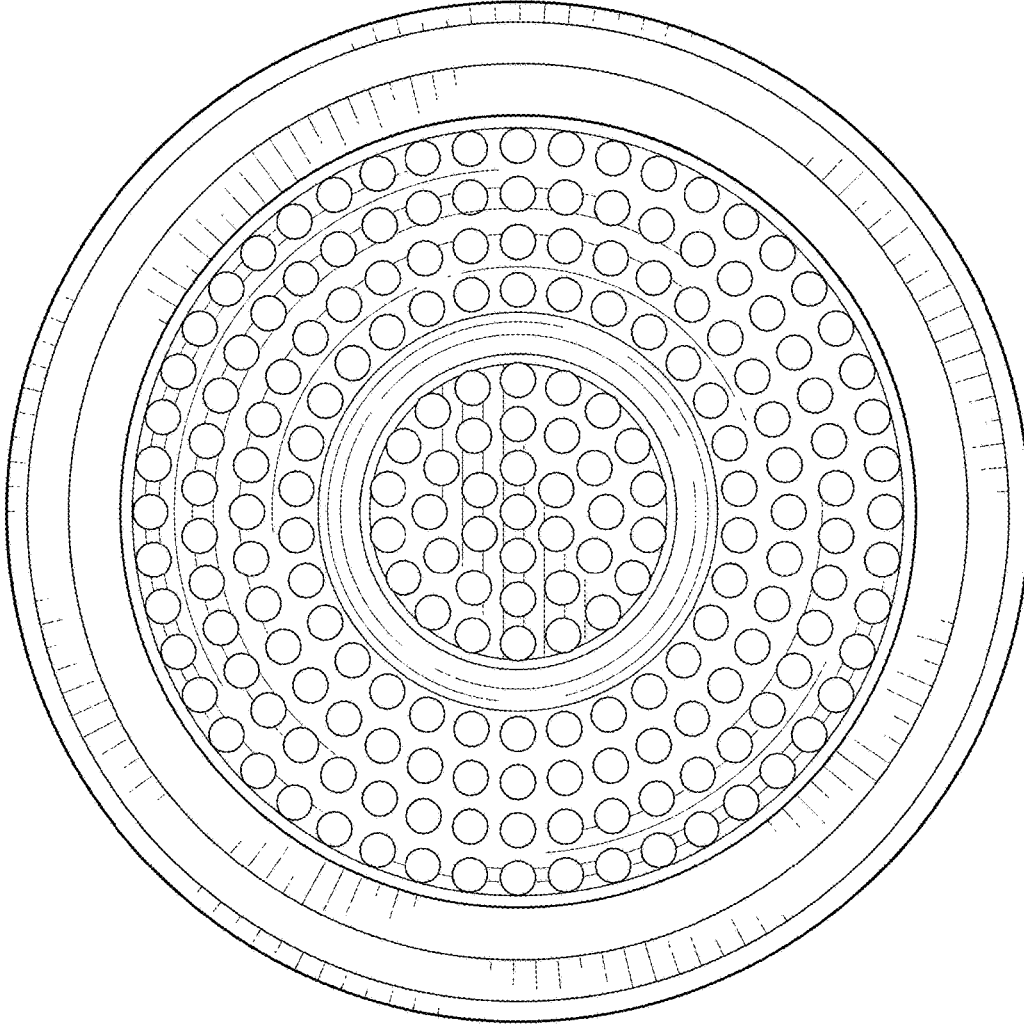


FIG. 7




FIG. 8

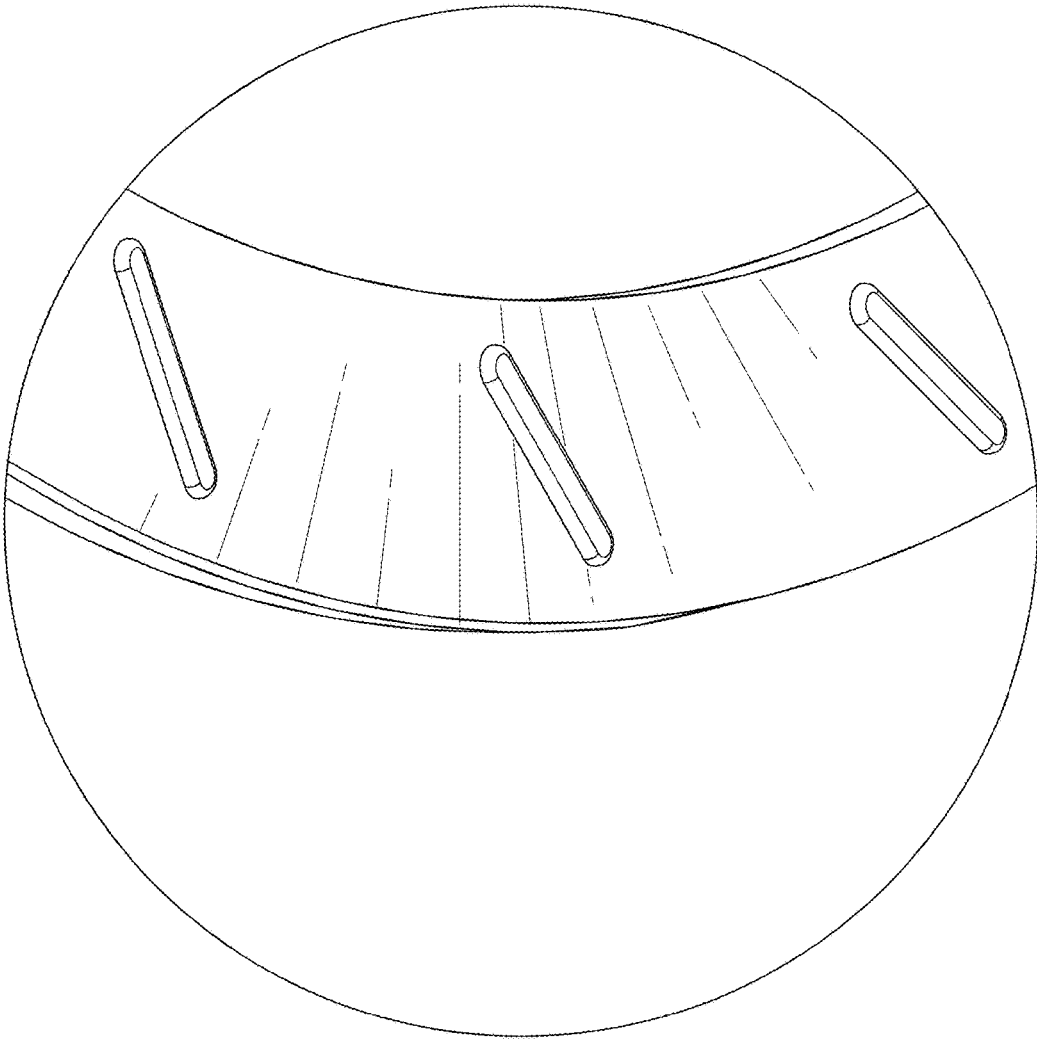


FIG. 9

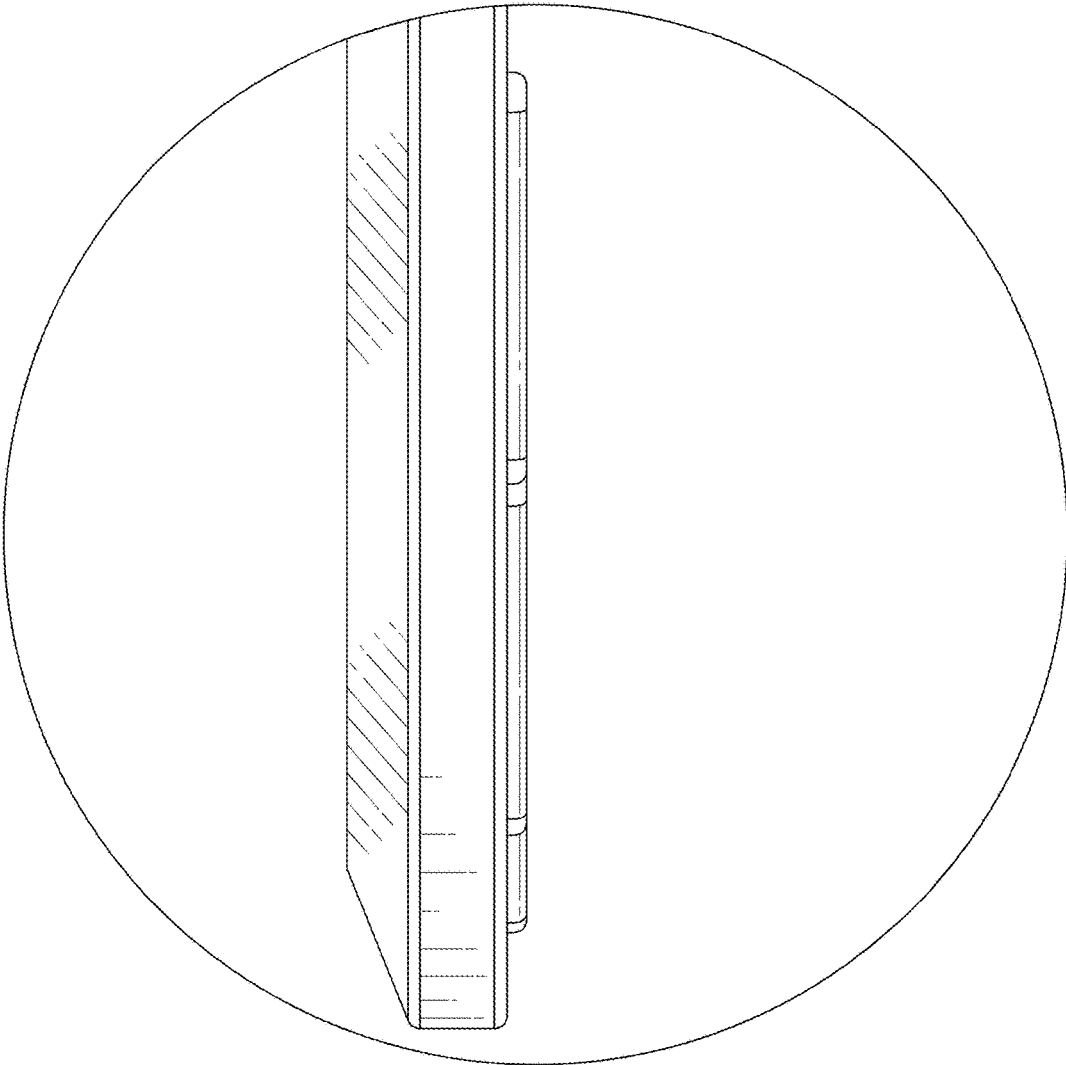


FIG. 10

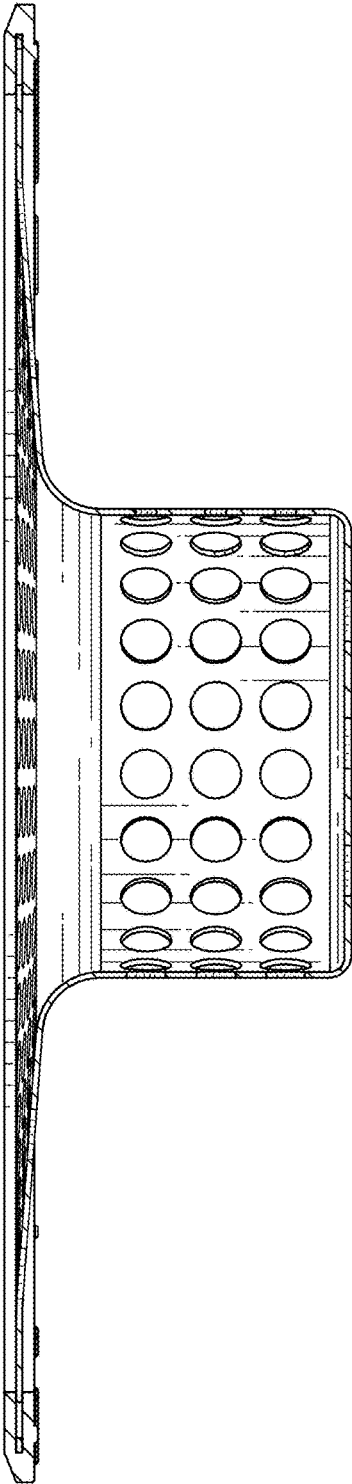


FIG. 11

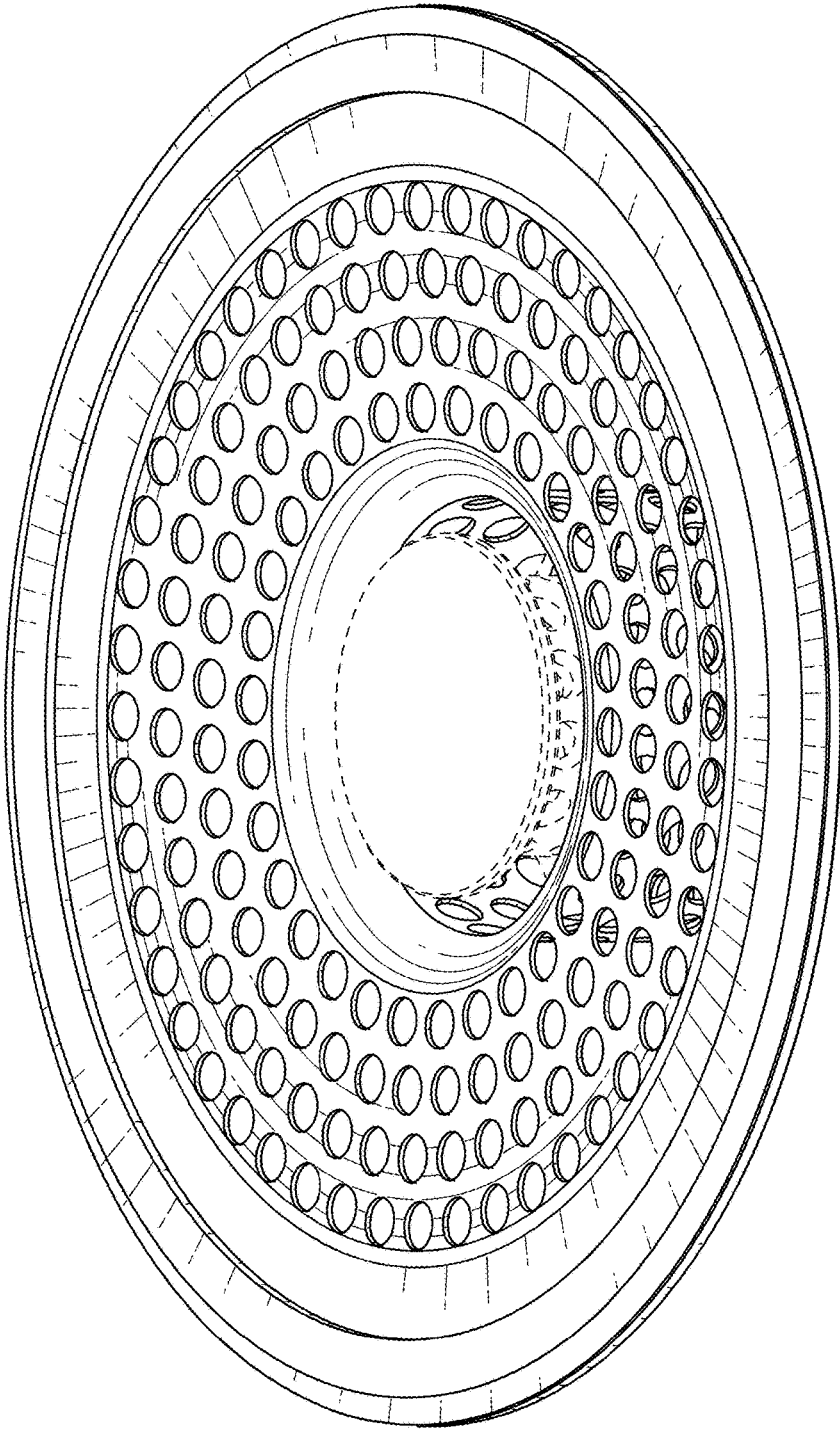


FIG. 12

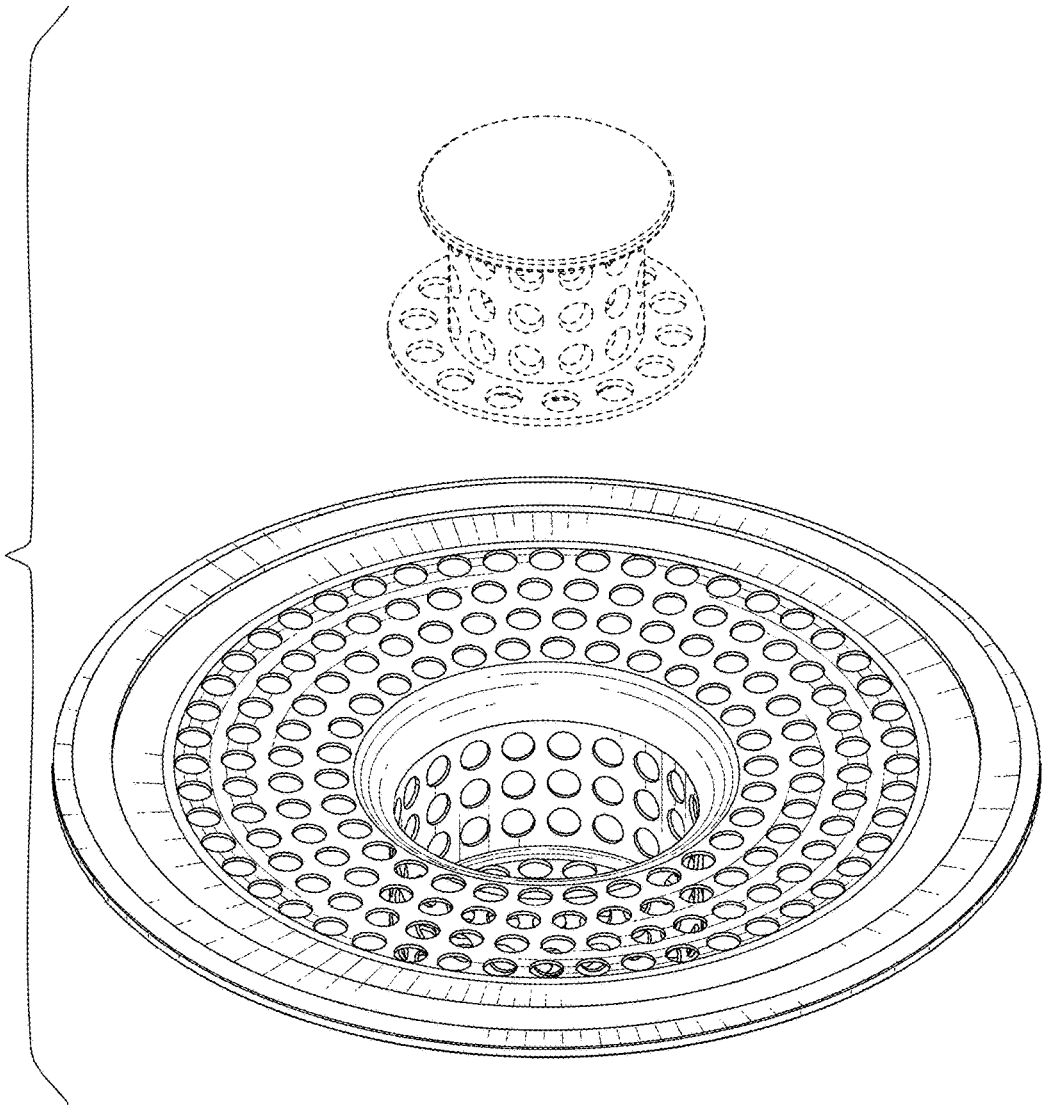


FIG. 13