



US00D375699S

United States Patent [19]

[11] Patent Number: **Des. 375,699**

Huang

[45] Date of Patent: ****Nov. 19, 1996**

[54] **BELL**

D. 354,247 1/1995 Huang D10/116
D. 365,776 1/1996 Huang D10/116

[76] Inventor: **Chung-Shyan Huang**, No. 1-1; Chang Mar Street, Hsiu Shui Hsiang, Chang Hua Hsien, Taiwan

Primary Examiner—Marcus A. Jackson
Attorney, Agent, or Firm—Charles E. Baxley, Esq.

[**] Term: **14 Years**

[57] CLAIM

The ornamental design for a bell, as shown and described.

[21] Appl. No.: **47,501**

DESCRIPTION

[22] Filed: **Dec. 6, 1995**

[52] U.S. Cl. **D10/116; D11/67**

[58] Field of Search D10/104, 106, D10/116, 117, 119, 120; 116/147, 148, 149, 150, 153, 170, 171, 172; D11/67

FIG. 1 is a perspective view of a bell showing my new design;

FIG. 2 is a front elevational view thereof;

FIG. 3 is a rear elevational view thereof;

FIG. 4 is a left side elevational view thereof;

FIG. 5 is a right side elevational view thereof;

FIG. 6 is a top plan view thereof; and,


FIG. 7 is a bottom plan view thereof.

[56] References Cited

U.S. PATENT DOCUMENTS

D. 171,722 3/1954 Philippe D11/67
D. 342,915 1/1994 Shijan D10/116

1 Claim, 3 Drawing Sheets






Fig 1

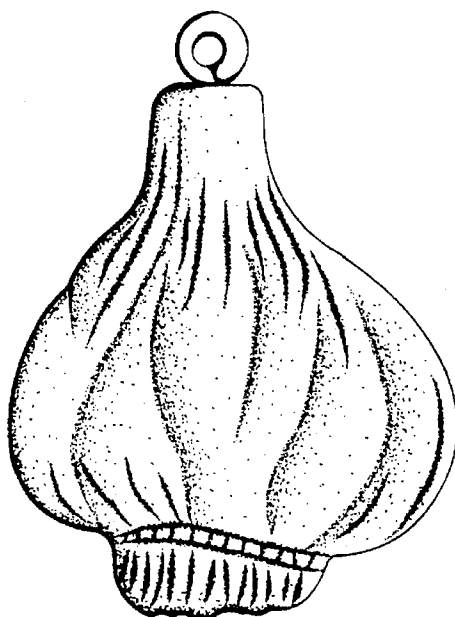


Fig 2

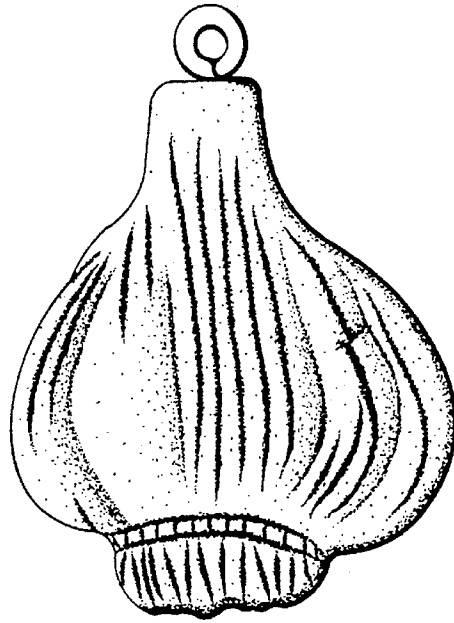


Fig 3

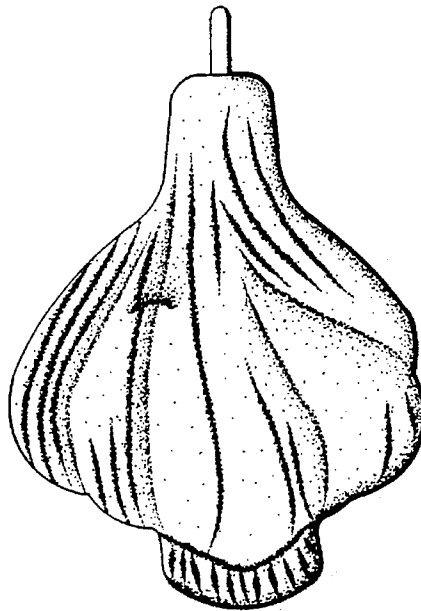


Fig 4

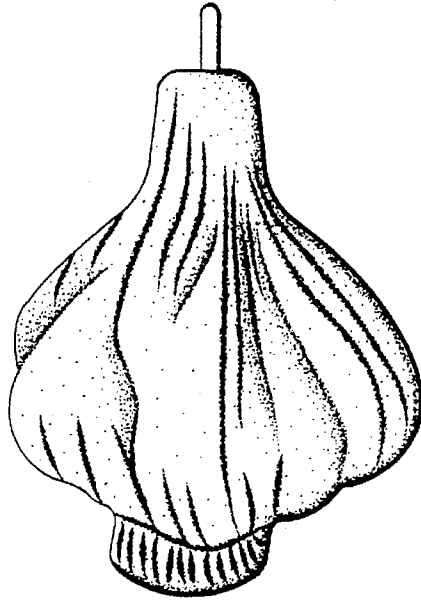


Fig 5

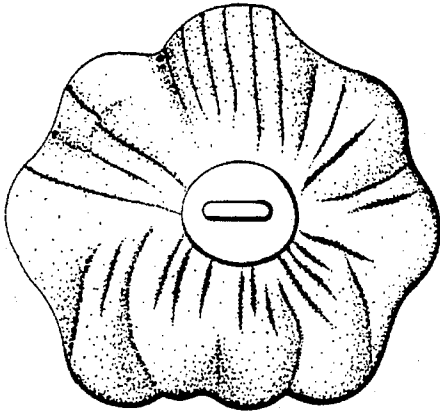


Fig 6

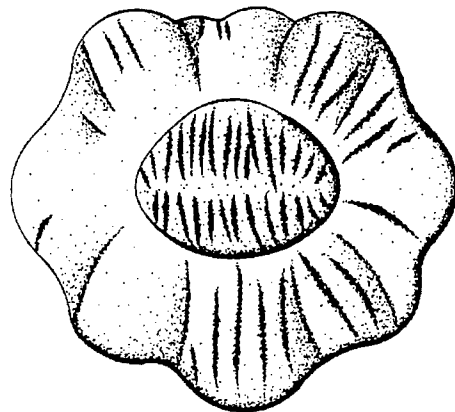


Fig 7