



(12) **United States Design Patent**
Ulene et al.

(10) **Patent No.:** **US D990,669 S**
(45) **Date of Patent:** **** Jun. 27, 2023**

(54) **PORTABLE URINAL**

(57) **CLAIM**

(71) Applicant: **MyLooCo**, Sherman Oaks, CA (US)
(72) Inventors: **Valerie Ulene**, Los Angeles, CA (US);
Byrdie Pompan, Los Angeles, CA (US)
(73) Assignee: **MyLooCo**, Sherman Oaks, CA (US)
(**) Term: **15 Years**

We claim the ornamental design for a portable urinal, as shown and described.

(21) Appl. No.: **29/801,922**
(22) Filed: **Aug. 2, 2021**
(51) **LOC (14) Cl.** **24-02**
(52) **U.S. Cl.**
USPC **D24/122**
(58) **Field of Classification Search**
USPC D24/121-123, 117, 224, 216, 197-199;
D23/276, 295, 302
(Continued)

DESCRIPTION

FIG. 1 is a perspective view of a portable urinal embodying the new design.
FIG. 2 is a front view of the portable urinal embodying the new design, which is a mirror image of the rear view of the portable urinal.
FIG. 3 is a top view of the portable urinal embodying the new design.
FIG. 4 is a bottom view of the portable urinal embodying the new design.
FIG. 5 is a right-side view of the portable urinal embodying the new design, which is a mirror image of the left-side view of the portable urinal.
FIG. 6 is a cross-sectional side view of the portable urinal embodying the new design, taken along the line shown in FIG. 5.
FIG. 7 is a perspective view of a funnel of the portable urinal of FIG. 1, embodying the new design.
FIG. 8 is a front view of a funnel of the portable urinal embodying the new design, which is a mirror image of the rear view of the funnel of the portable urinal.
FIG. 9 is a top view of a funnel of the portable urinal embodying the new design.
FIG. 10 is a bottom view of a funnel of the portable urinal embodying the new design.
FIG. 11 is a right-side view of a funnel of the portable urinal embodying the new design, which is a mirror image of the left-side view of the funnel of the portable urinal; and,
FIG. 12 is a perspective exploded view of the portable urinal embodying the new design.
The shading lines shown in the drawings represent the approximate three-dimensional contour of the design, and are not intended to indicate surface decoration.
The broken line(s) shown in the drawings illustrate portions of the portable urinal that form no part of the claimed design.

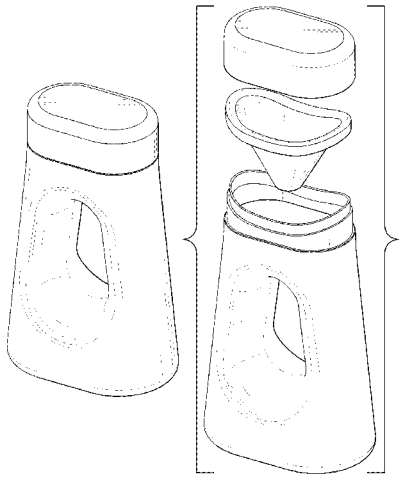
(56) **References Cited**
U.S. PATENT DOCUMENTS
D286,911 S * 11/1986 Campbell D24/197
D370,975 S * 6/1996 Mohr 4/144.1
(Continued)

FOREIGN PATENT DOCUMENTS
GB 6188736 * 1/2022
GB 6221832 * 8/2022

OTHER PUBLICATIONS
Loona female urinal, Boomhomemedical, [Post date unknown], [Site seen Dec. 8, 2022], Seen at URL: <https://boomhomemedical.com/collections/frontpage/products/loona> (Year: 2022).*

Primary Examiner — Natasha Vujcic
Assistant Examiner — Gilbert B Ford
(74) *Attorney, Agent, or Firm* — McCarter & English, LLP; James M. Smedley, Esq.; Alex Korona, Esq.

1 Claim, 4 Drawing Sheets



- (58) **Field of Classification Search**
CPC A61G 9/00; A61G 9/006; A61G 9/003
See application file for complete search history.

(56) **References Cited**

U.S. PATENT DOCUMENTS

D462,637	S	*	9/2002	Guenot	D11/152
D464,139	S	*	10/2002	Iodice	D24/197
D470,593	S	*	2/2003	Iodice	D24/197
D631,698	S	*	2/2011	Marsh	D24/197
D635,662	S	*	4/2011	Waller	D24/122
D718,871	S	*	12/2014	Galbraith	D24/224
D719,269	S	*	12/2014	Bianchi	D24/197
D832,739	S	*	11/2018	Blumenfeld	D11/143
D839,780	S	*	2/2019	Orlansky	D11/152
D896,367	S	*	9/2020	Combs	D9/524
D901,717	S	*	11/2020	Unger	G09F 23/00
						D24/224
2004/0003457	A1	*	1/2004	Renda	A47K 11/12
						4/144.1
2008/0028503	A1	*	2/2008	Brown	A47K 11/12
						4/144.1

* cited by examiner

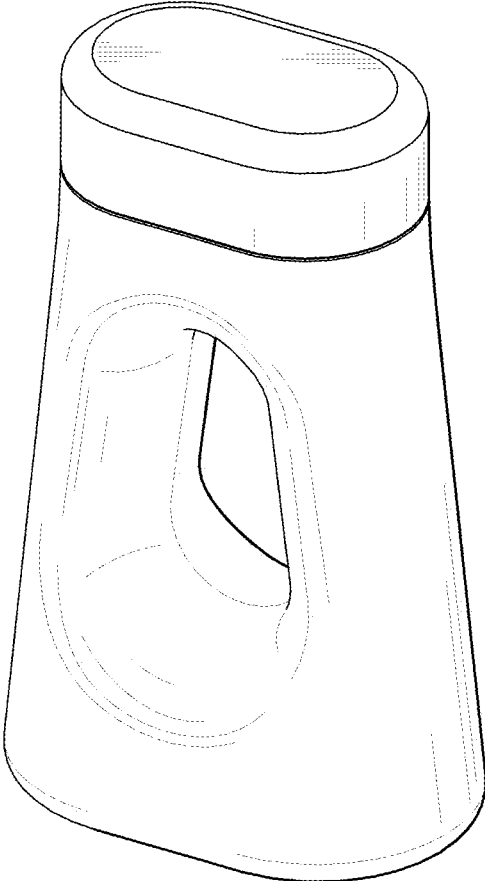


FIG. 1

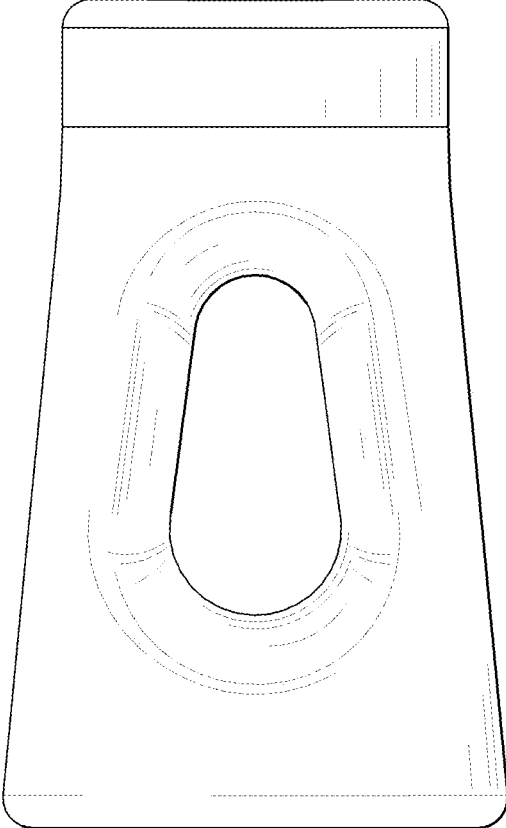


FIG. 2

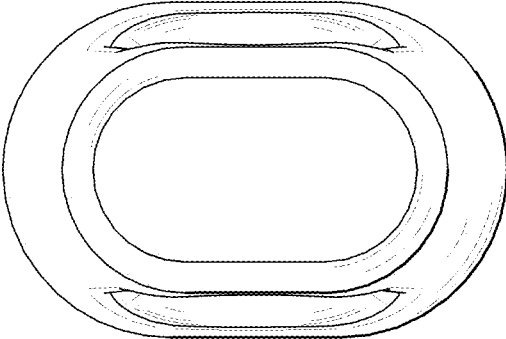


FIG. 3

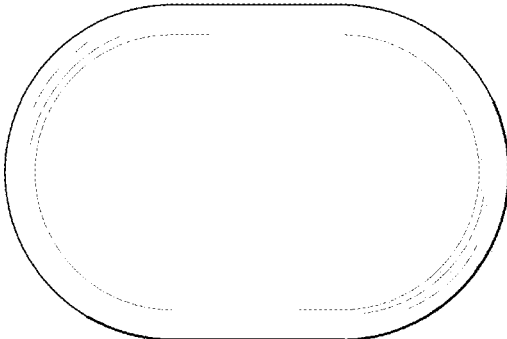


FIG. 4

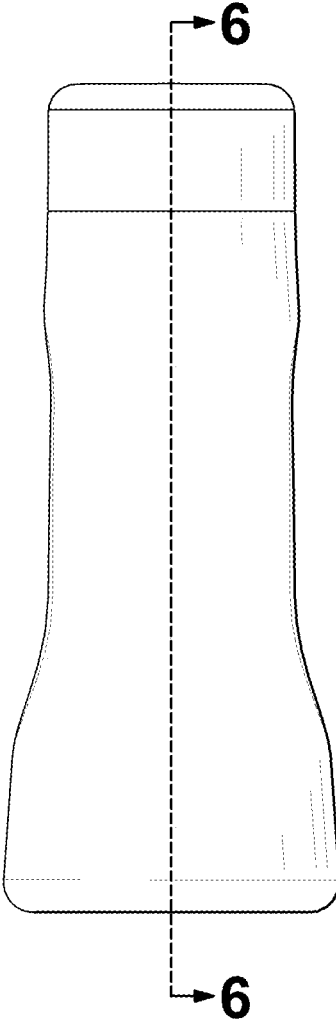


FIG. 5

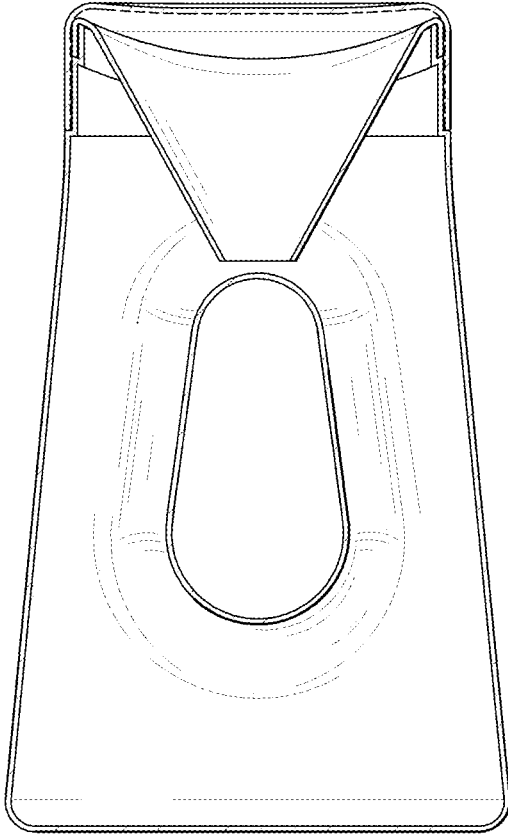


FIG. 6

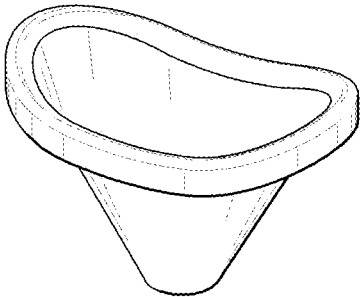


FIG. 7

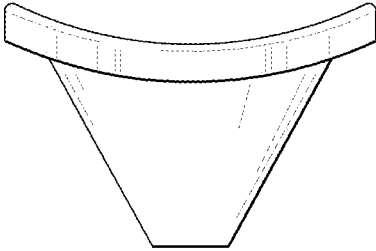


FIG. 8

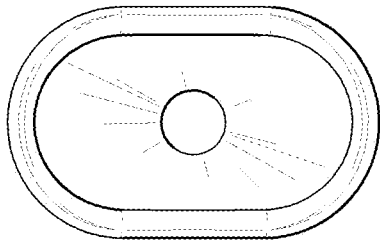


FIG. 9

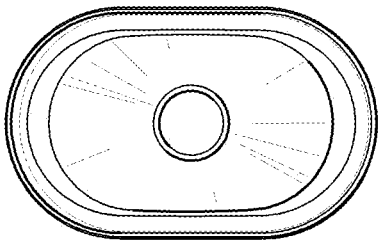


FIG. 10

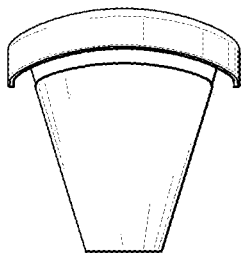


FIG. 11




FIG. 12